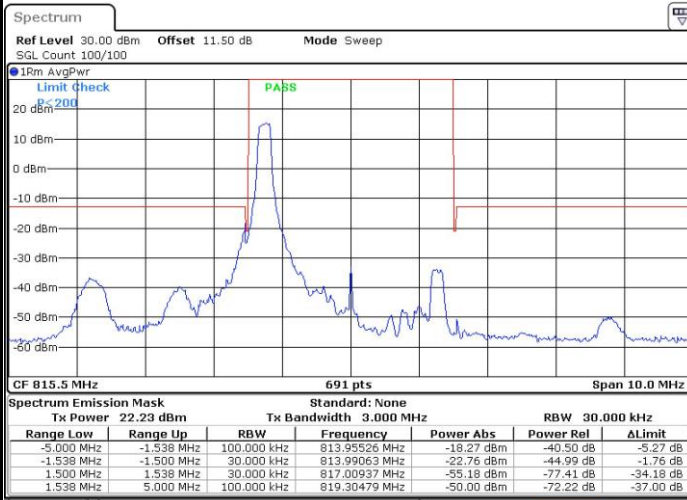




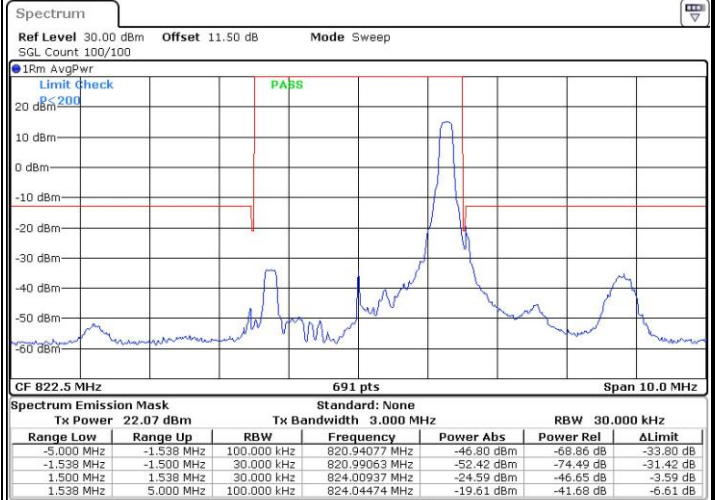
LTE Band 26 / 3MHz / QPSK

Lowest Band Edge / 1RB



Date: 10 APR 2018 01:00:44

Highest Band Edge / 1 RB



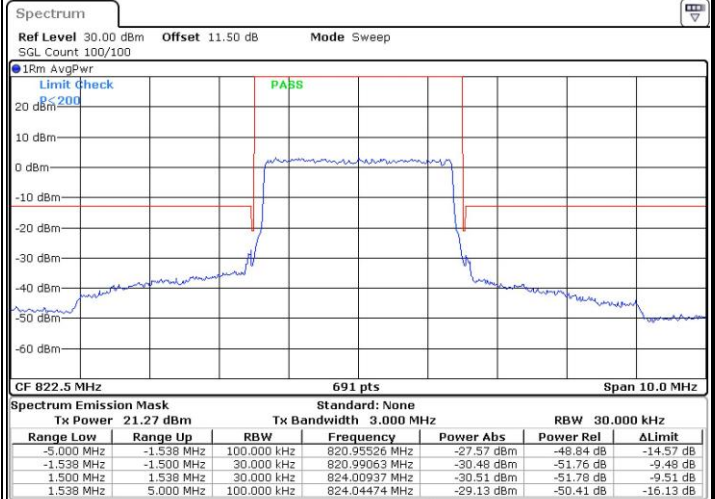
Date: 10 APR 2018 01:05:23

Lowest Band Edge / Full RB



Date: 10 APR 2018 01:03:04

Highest Band Edge / Full RB

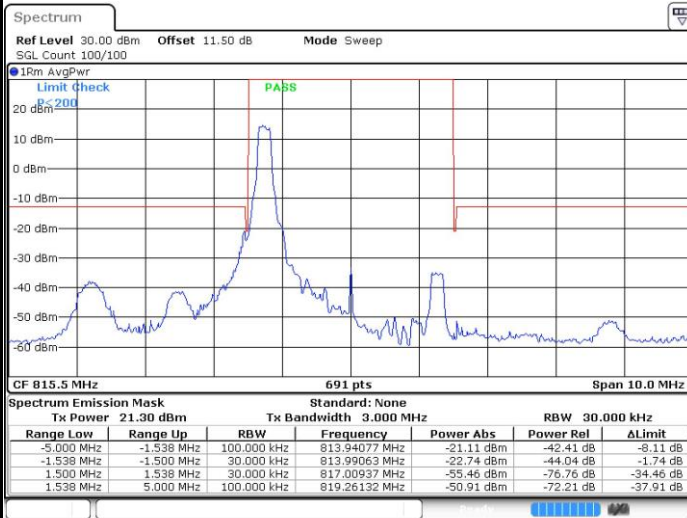


Date: 10 APR 2018 01:07:43



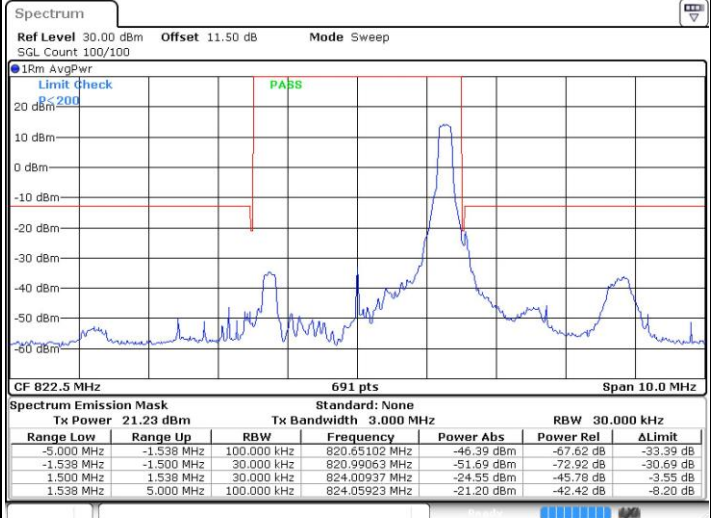
LTE Band 26 / 3MHz / 16QAM

Lowest Band Edge / 1 RB



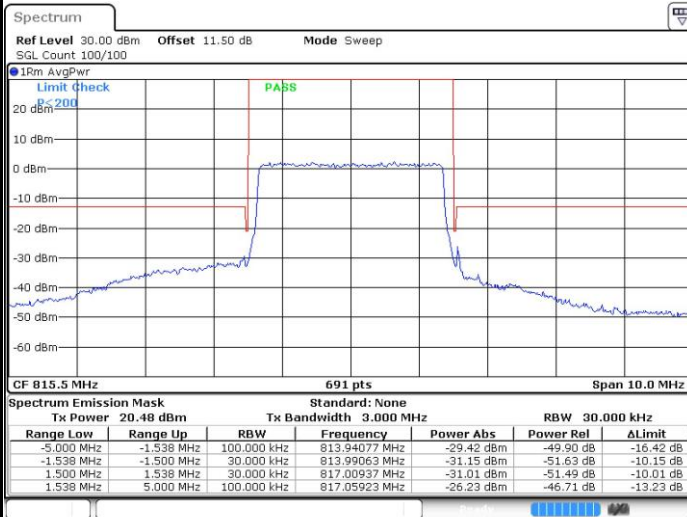
Date: 10 APR 2018 01:01:54

Highest Band Edge / 1 RB



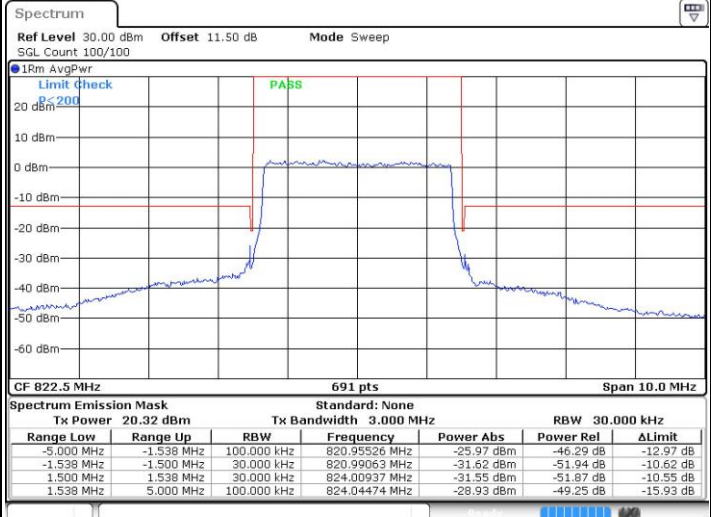
Date: 10 APR 2018 01:06:33

Lowest Band Edge / Full RB



Date: 10 APR 2018 01:04:13

Highest Band Edge / Full RB

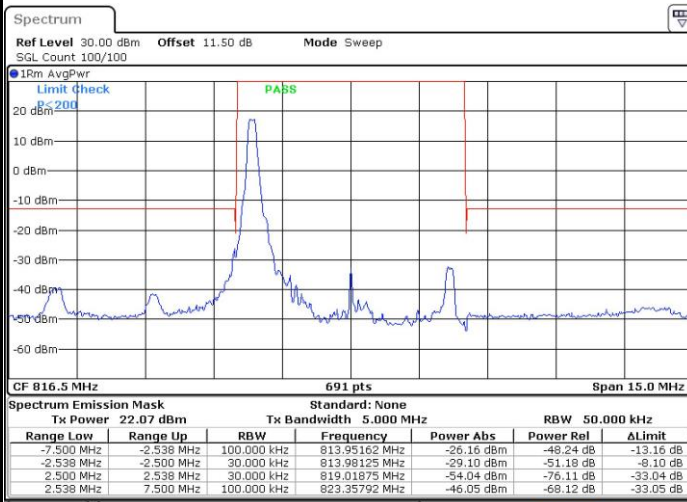


Date: 10 APR 2018 01:08:52



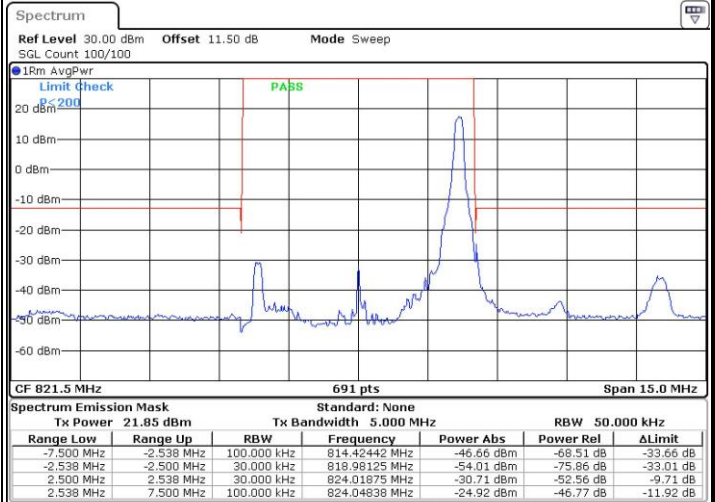
LTE Band 26 / 5MHz / QPSK

Lowest Band Edge / 1 RB



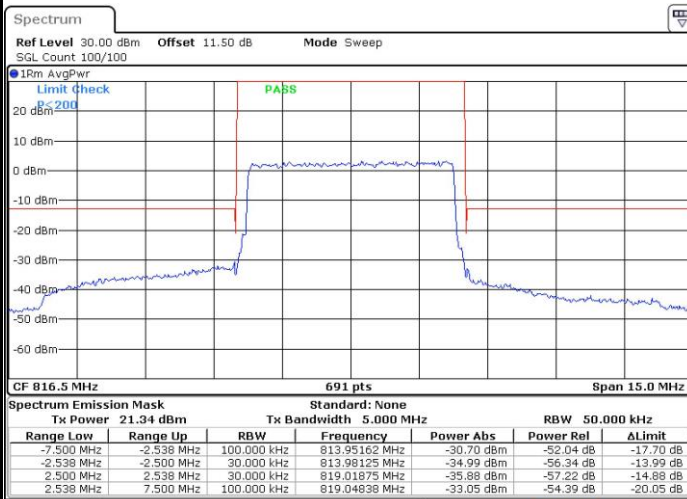
Date: 10 APR 2018 01:10:02

Highest Band Edge / 1 RB



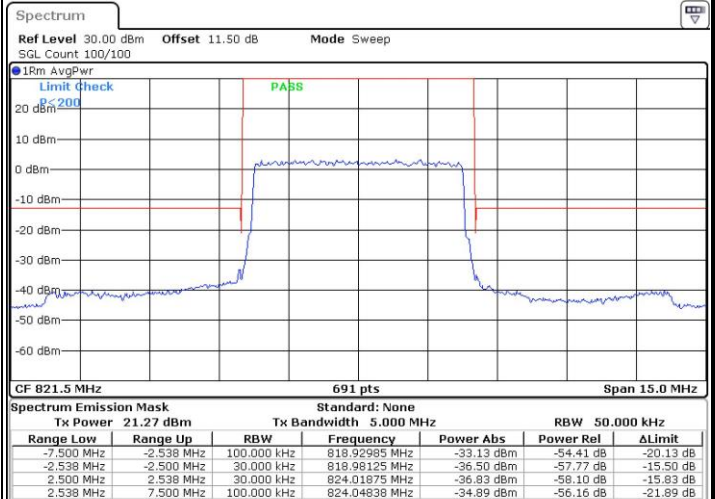
Date: 10 APR 2018 01:14:40

Lowest Band Edge / Full RB



Date: 10 APR 2018 01:12:21

Highest Band Edge / Full RB

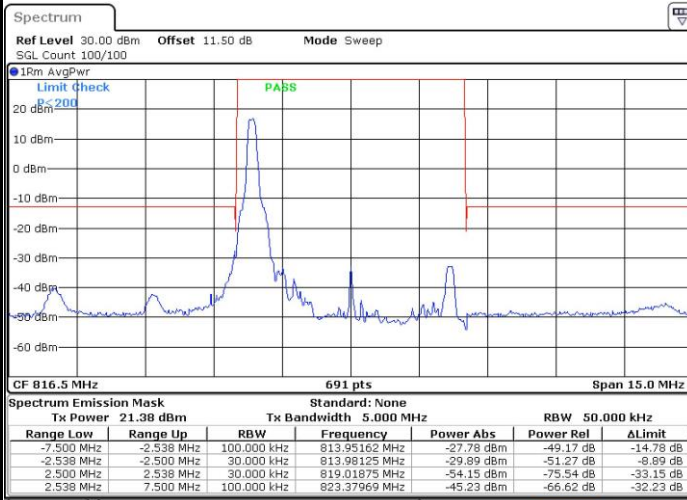


Date: 10 APR 2018 01:16:59



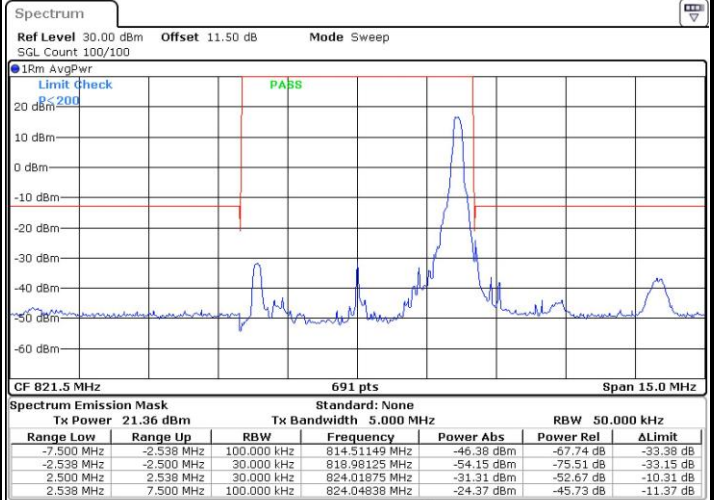
LTE Band 26 / 5MHz / 16QAM

Lowest Band Edge / 1RB



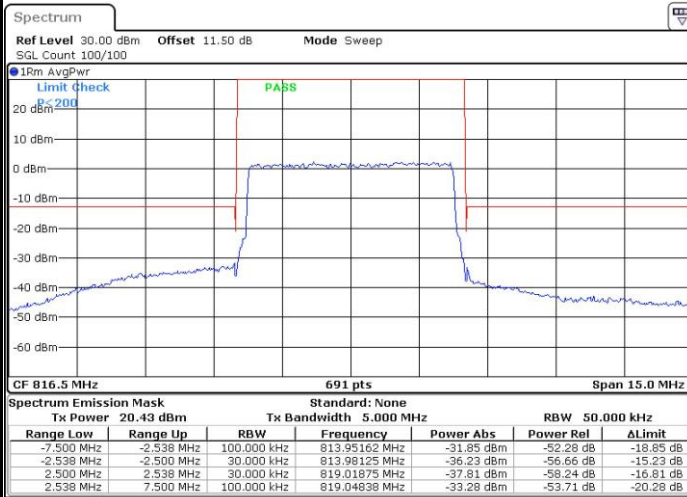
Date: 10 APR 2018 01:11:12

Highest Band Edge / 1 RB



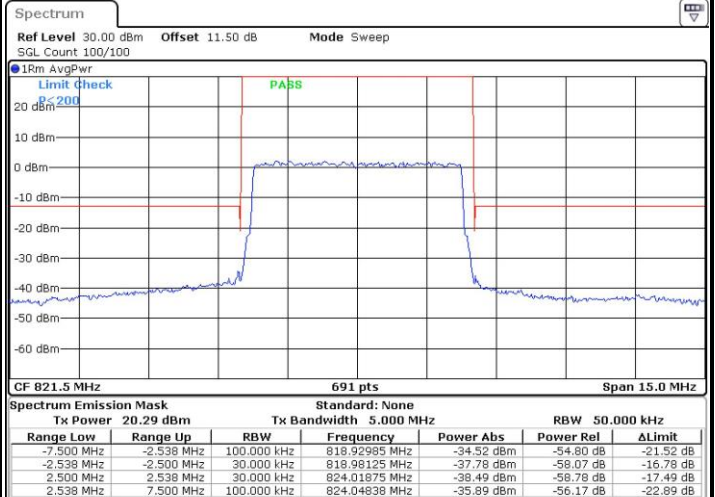
Date: 10 APR 2018 01:15:50

Lowest Band Edge / Full RB



Date: 10 APR 2018 01:13:31

Highest Band Edge / Full RB

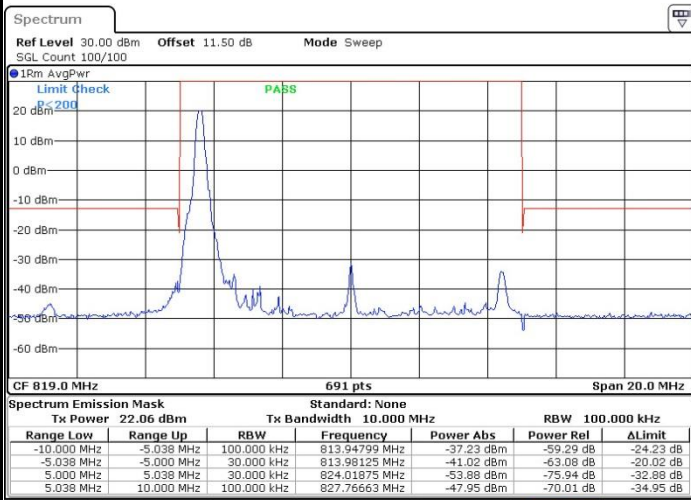


Date: 10 APR 2018 01:18:09



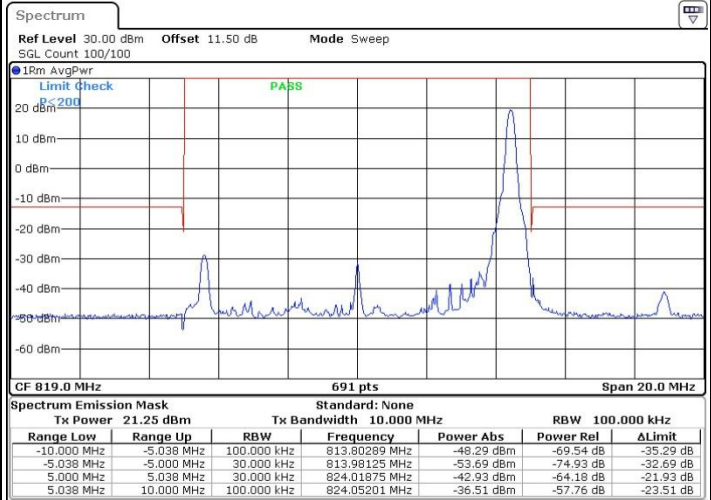
LTE Band 26 / 10MHz / QPSK

Lowest Band Edge / 1 RB



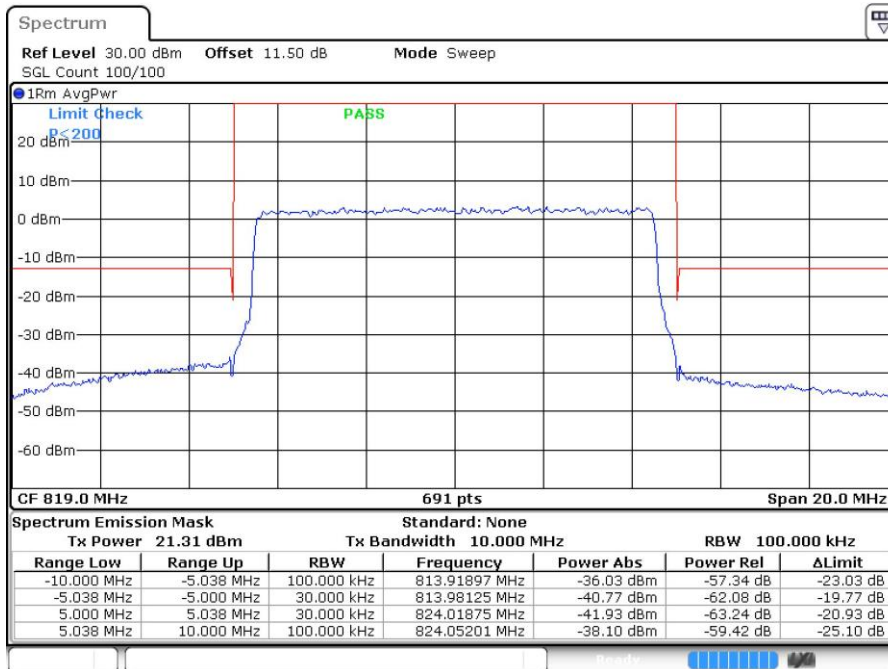
Date: 10 APR 2018 01:19:18

Highest Band Edge / 1 RB



Date: 10 APR 2018 01:21:37

Band Edge / Full RB

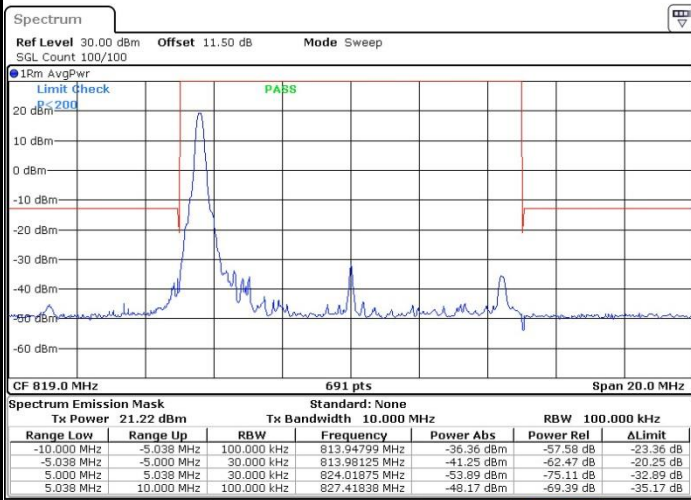


Date: 10 APR 2018 01:23:56



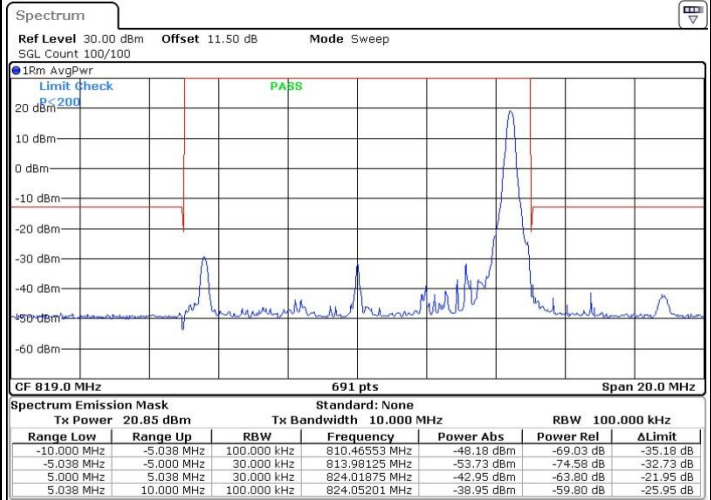
LTE Band 26 / 10MHz / 16QAM

Lowest Band Edge / 1 RB



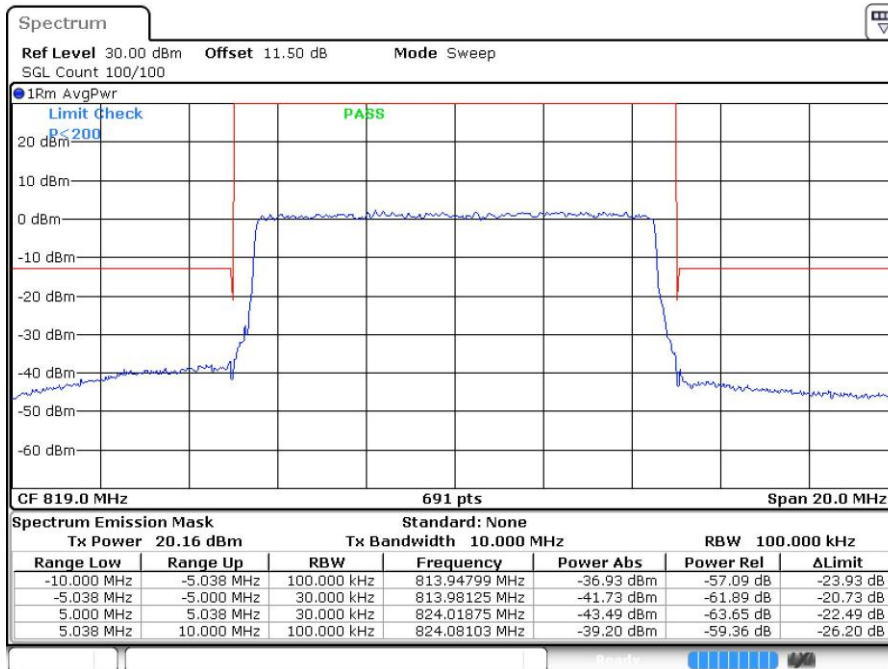
Date: 10 APR 2018 01:20:28

Highest Band Edge / 1 RB



Date: 10 APR 2018 01:22:47

Band Edge / Full RB

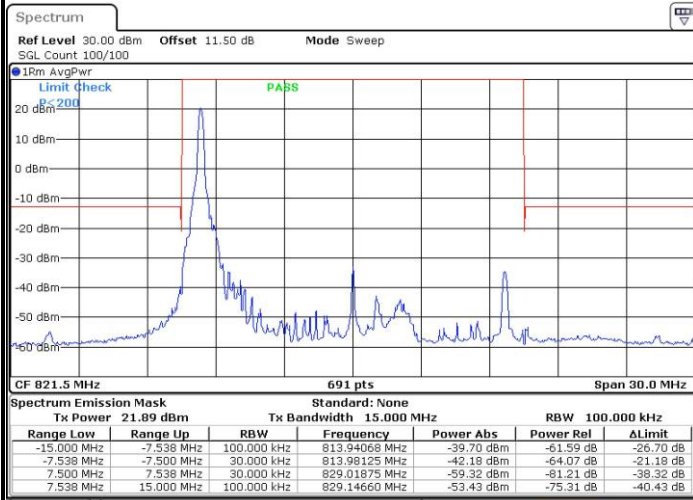


Date: 10 APR 2018 01:25:06



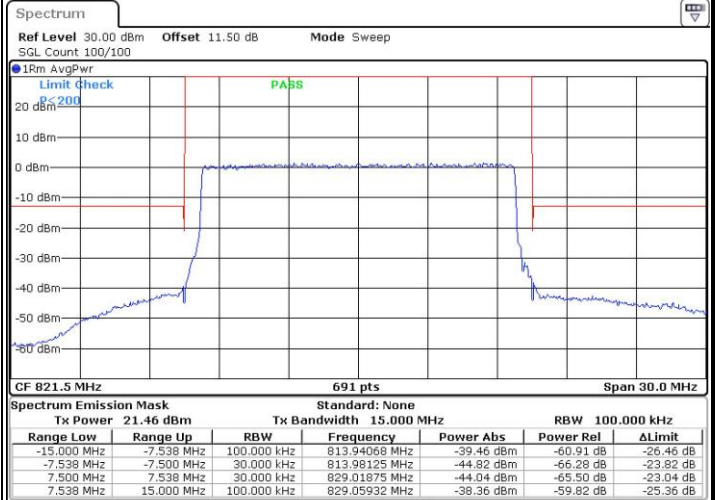
LTE Band 26 / 15MHz QPSK

Lowest Band Edge / 1 RB



Date: 10 APR 2018 01:26:15

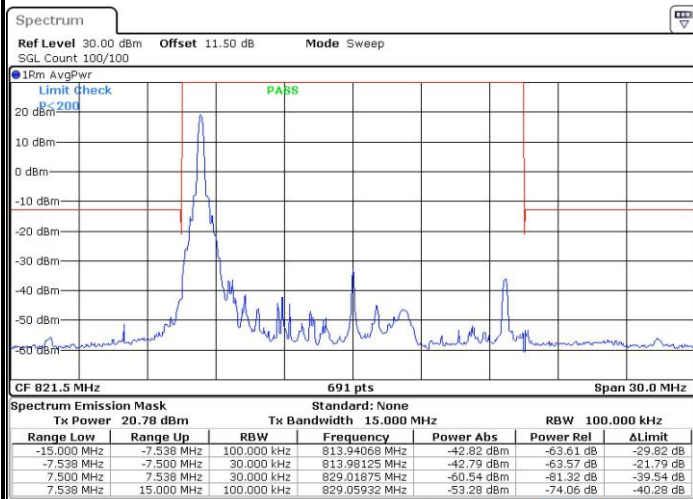
Lowest Band Edge / Full RB



Date: 10 APR 2018 01:30:53

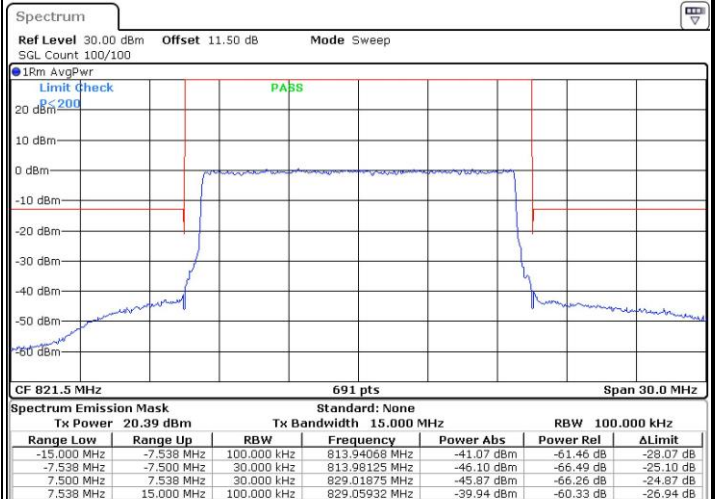
LTE Band 26 / 15MHz 16QAM

Lowest Band Edge / 1 RB



Date: 10 APR 2018 01:27:25


Lowest Band Edge / Full RB



Date: 10 APR 2018 01:32:03



# Conducted Spurious Emission

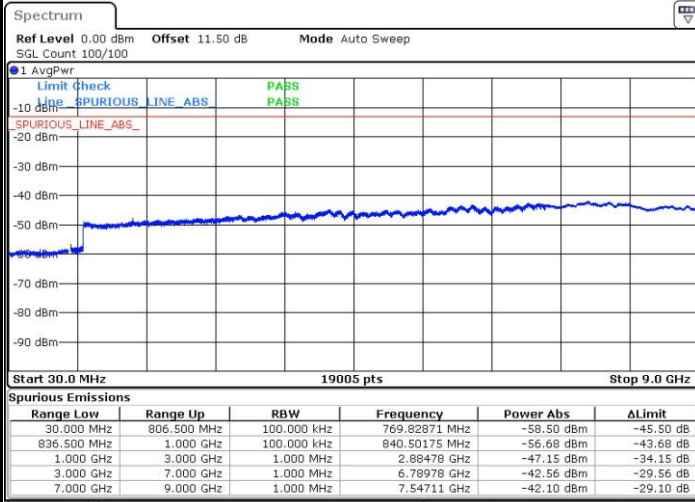






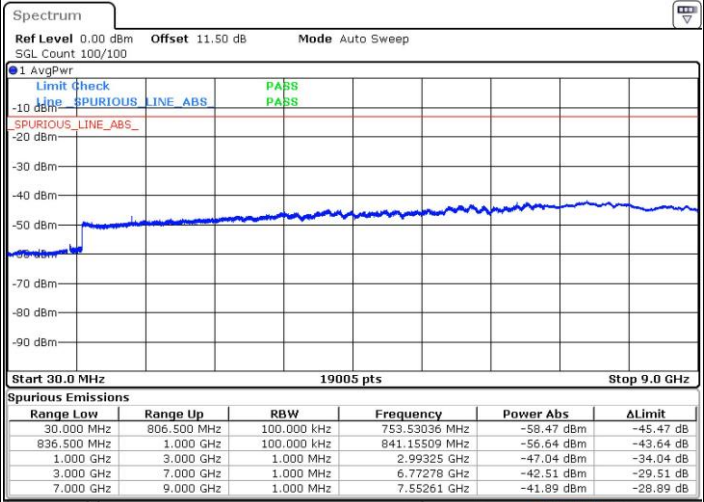
LTE Band 26 / 1.4MHz

Highest Channel / QPSK



Date: 10 APR 2018 02:05:49

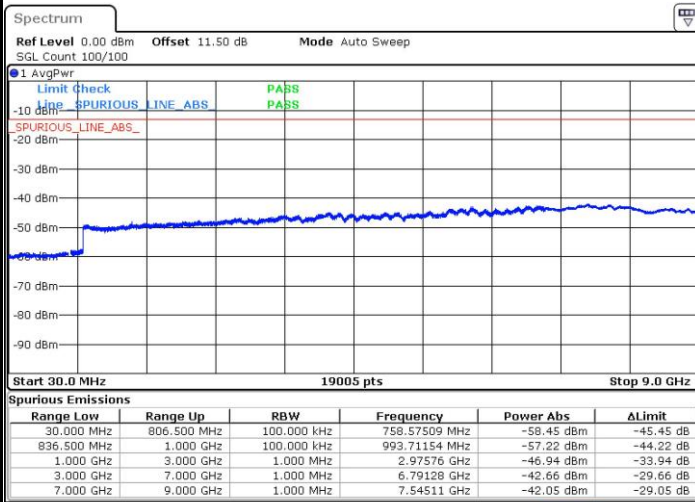
Highest Channel / 16QAM



Date: 10 APR 2018 02:06:45

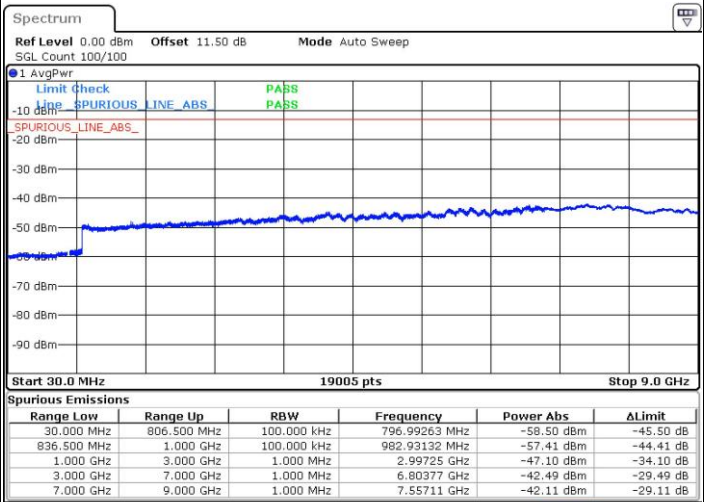
LTE Band 26 / 3MHz

Lowest Channel / QPSK



Date: 10 APR 2018 01:33:41

Lowest Channel / 16QAM



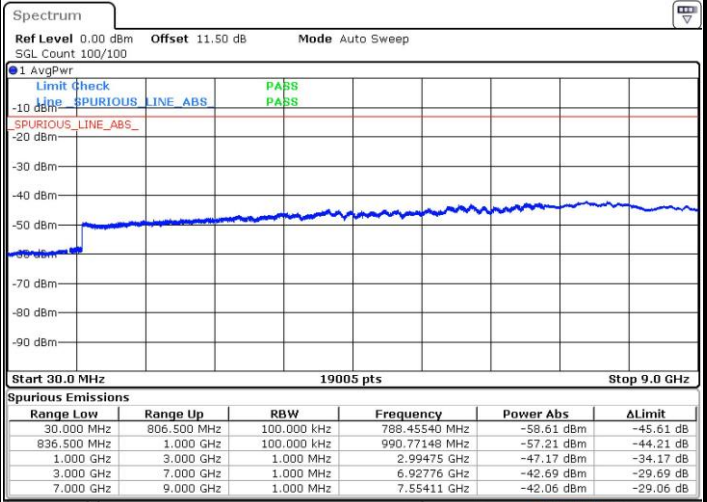
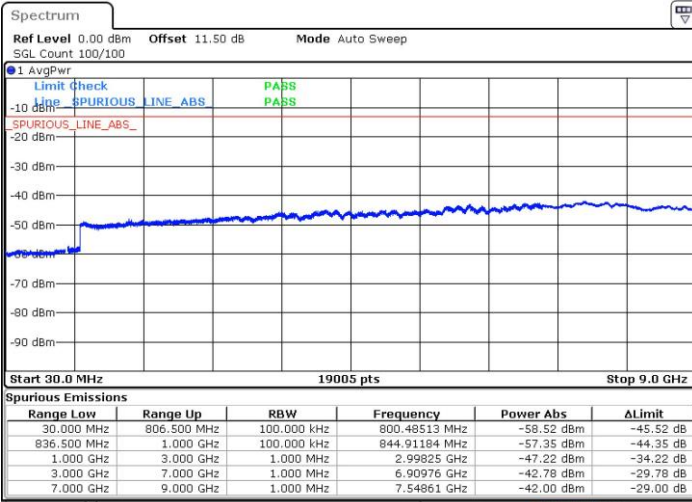
Date: 10 APR 2018 01:34:37



LTE Band 26 / 3MHz

Middle Channel / QPSK

Middle Channel / 16QAM

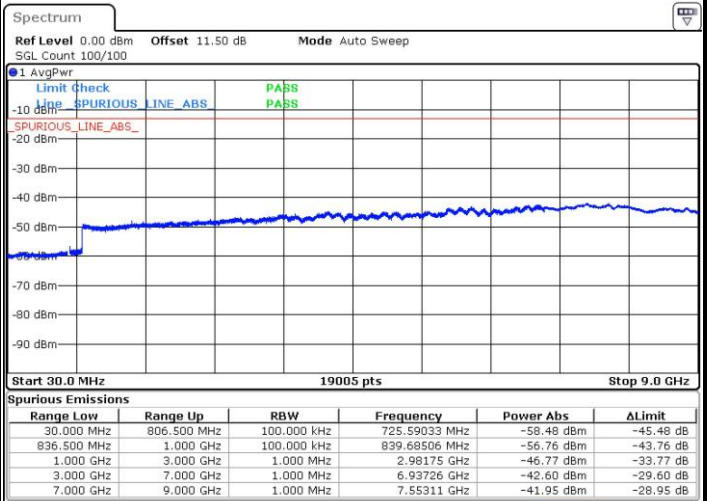
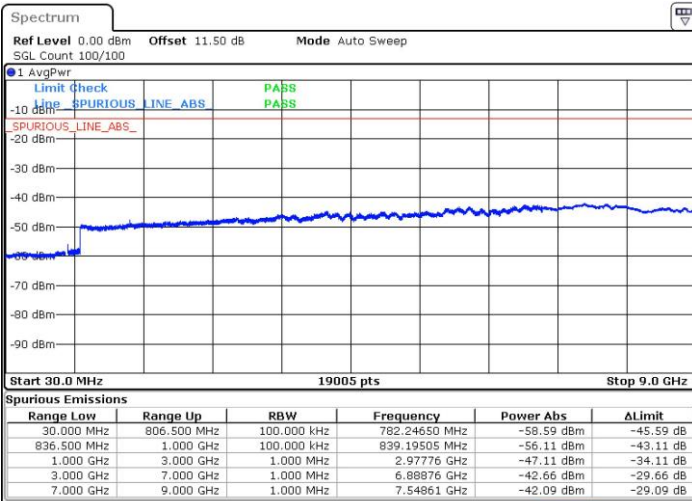


Date: 10.APR.2018 01:36:14

Date: 10.APR.2018 01:37:10

Highest Channel / QPSK

Highest Channel / 16QAM



Date: 10.APR.2018 01:38:47

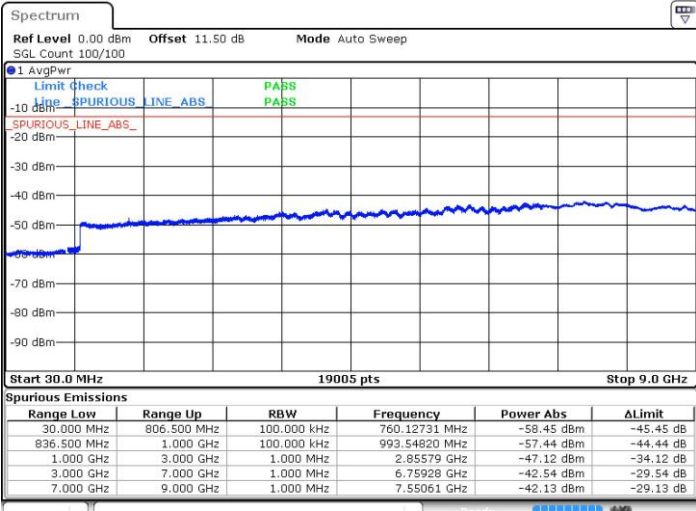
Date: 10.APR.2018 01:39:43



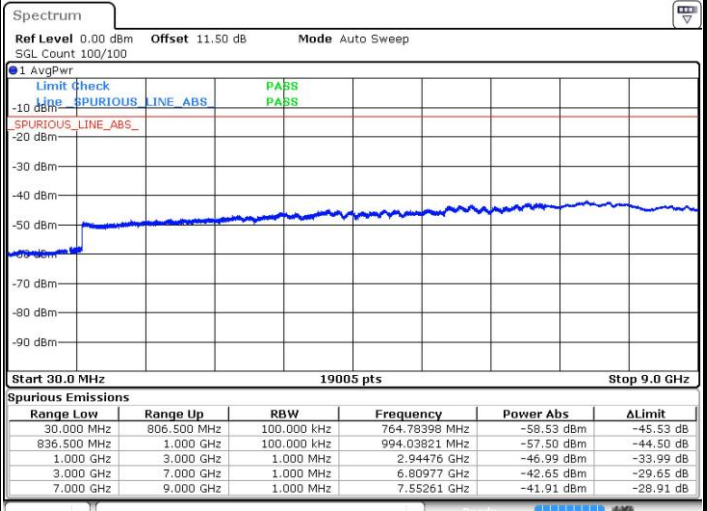
LTE Band 26 / 5MHz

Lowest Channel / QPSK

Lowest Channel / 16QAM



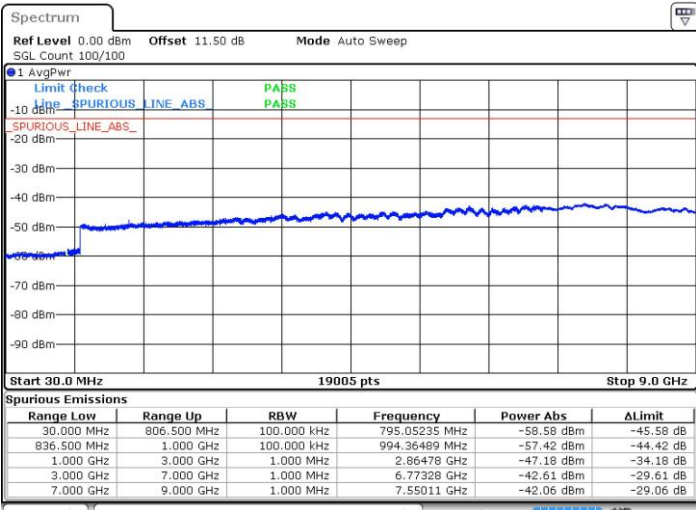
Date: 10.APR.2018 01:41:20



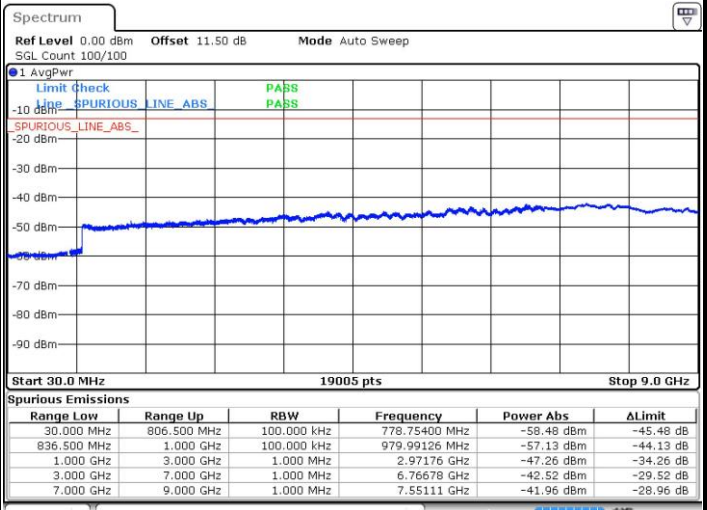
Date: 10.APR.2018 01:42:16

Middle Channel / QPSK

Middle Channel / 16QAM



Date: 10.APR.2018 01:43:54



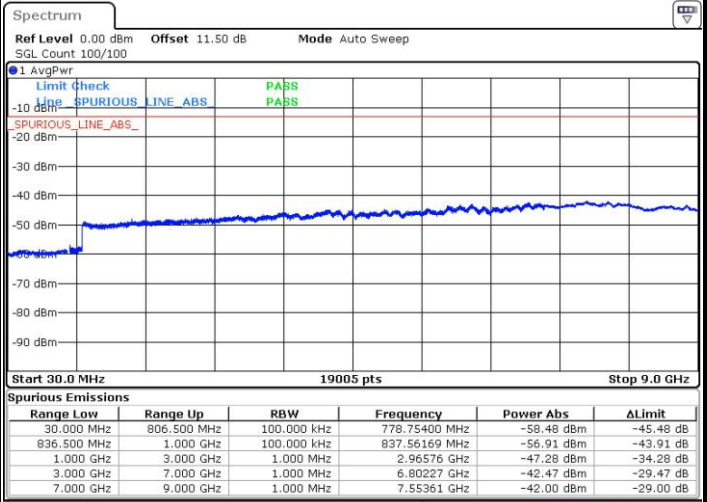
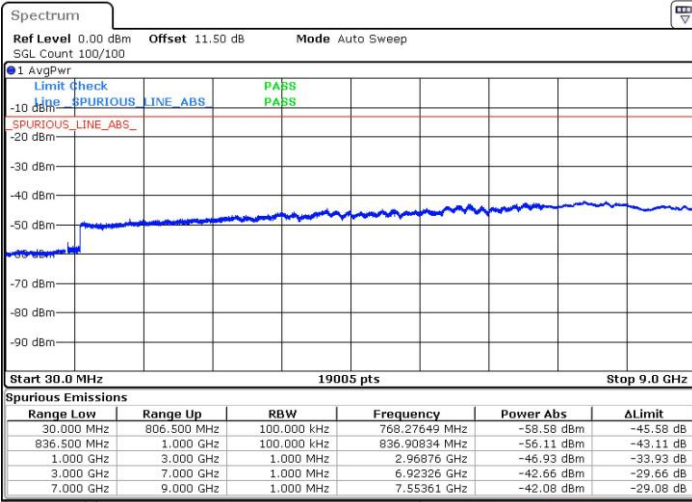
Date: 10.APR.2018 01:44:49



LTE Band 26 / 5MHz

Highest Channel / QPSK

Highest Channel / 16QAM



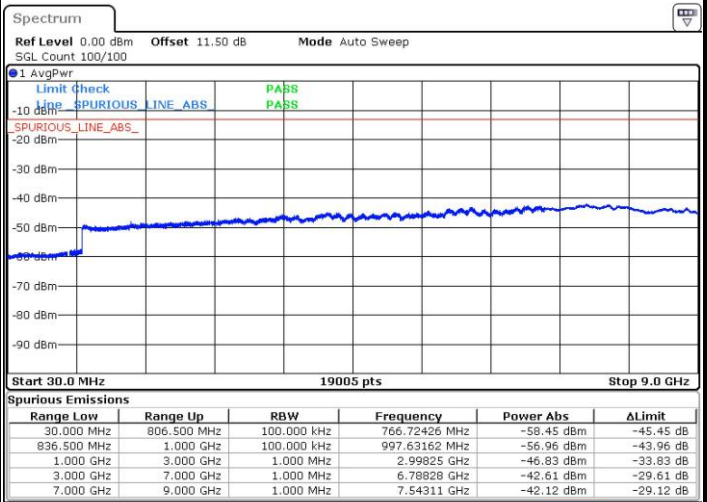
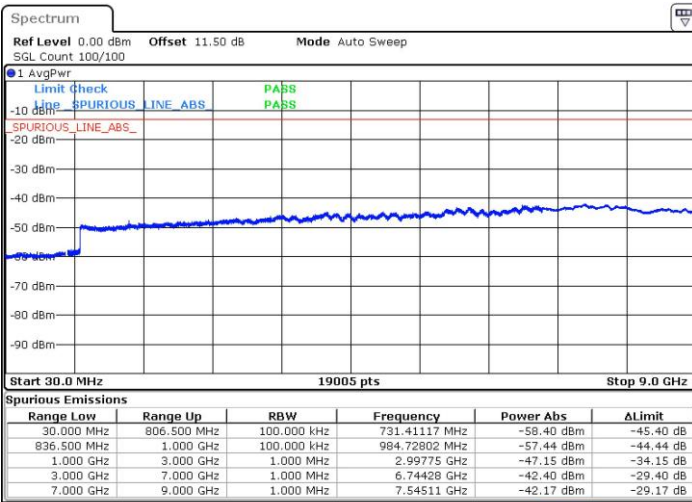
Date: 10 APR 2018 01:46:27

Date: 10 APR 2018 01:47:22

LTE Band 26 / 10MHz

Middle Channel / QPSK

Middle Channel / 16QAM



Date: 10 APR 2018 01:49:00

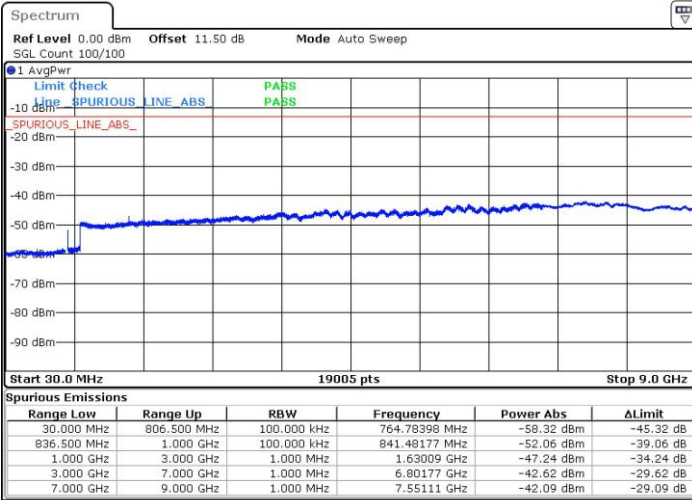
Date: 10 APR 2018 01:49:55



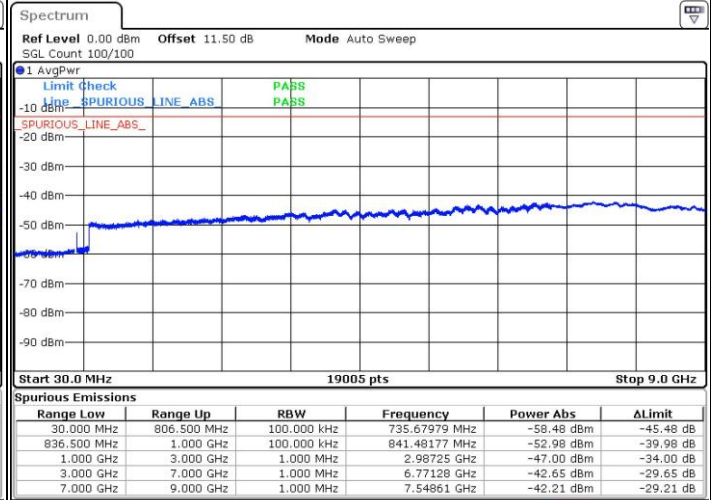
LTE Band 26 / 15MHz

Lowest Channel / QPSK

Lowest Channel / 16QAM



Date: 10.APR.2018 01:51:33



Date: 10.APR.2018 01:52:28



Frequency Stability

Test Conditions		LTE Band 26 (QPSK) / Middle Channel	Limit
Temperature (°C)	Voltage (Volt)	BW 10MHz	Note 2.
		Deviation (ppm)	Result
50	Normal Voltage	0.0037	PASS
40	Normal Voltage	0.0057	
30	Normal Voltage	0.0011	
20(Ref.)	Normal Voltage	0.0000	
10	Normal Voltage	0.0026	
0	Normal Voltage	0.0053	
-10	Normal Voltage	0.0028	
-20	Normal Voltage	0.0020	
-30	Normal Voltage	0.0000	
20	Maximum Voltage	0.0056	
20	Normal Voltage	0.0000	
20	Battery End Point	0.0013	

Note:

1. Normal Voltage =120 V. ; Battery End Point (BEP) =102 V. ; Maximum Voltage =138 V.
2. The frequency fundamental emissions stay within the authorized frequency block.



Test Conditions		LTE Band 26 (QPSK) / Low Channel	Limit
Temperature (°C)	Voltage (Volt)	BW 15MHz	Note 2.
		Deviation (ppm)	Result
50	Normal Voltage	0.0041	PASS
40	Normal Voltage	0.0010	
30	Normal Voltage	0.0038	
20(Ref.)	Normal Voltage	0.0000	
10	Normal Voltage	0.0056	
0	Normal Voltage	0.0041	
-10	Normal Voltage	0.0101	
-20	Normal Voltage	0.0021	
-30	Normal Voltage	0.0068	
20	Maximum Voltage	0.0044	
20	Normal Voltage	0.0000	
20	Battery End Point	0.0009	

**Note:**

- 1. Normal Voltage =120 V. ; Battery End Point (BEP) =102 V. ; Maximum Voltage =138 V.
- 2. The frequency fundamental emissions stay within the authorized frequency block.



### Appendix B. Test Results of ERP and Radiated Test

**ERP**

**<Reporting Only>**

LTE Band 26 / 15MHz (Channel 26765) (GT - LC = 4.57 dB)							
Channel	Mode	RB		Conducted		EIRP	
		Size	Offset	Power (dBm)	Power (Watts)	EIRP(dBm)	EIRP(W)
Lowest	QPSK	1	0	22.63	0.18	27.20	0.52
Middle		-	-	-	-	-	-
Highest		-	-	-	-	-	-
Lowest	16QAM	1	0	21.89	0.15	26.46	0.44
Middle		-	-	-	-	-	-
Highest		-	-	-	-	-	-
Limit	ERP < 7W			Result		PASS	





**Radiated Spurious Emission**

**LTE Band 26 (Part 90S)**

LTE Band 26 / 5MHz / QPSK									
Channel	Frequency ( MHz )	EIRP ( dBm )	Limit ( dBm )	Over Limit ( dB )	SPA Reading (dBm)	S.G. Power ( dBm )	TX Cable loss ( dB )	TX Antenna Gain (dBi)	Polarization (H/V)
Lowest	1640	-60.58	-13	-47.58	-70.49	-67.51	0.52	9.61	H
	2456	-59.78	-13	-46.78	-73.27	-67.75	0.65	10.76	H
	3264	-58.22	-13	-45.22	-74.28	-67.21	0.75	11.89	H
									H
									V
	1640	-48.22	-13	-35.22	-57.84	-55.15	0.52	9.61	V
	2456	-52.45	-13	-39.45	-66.49	-60.42	0.65	10.76	V
	3264	-58.30	-13	-45.30	-74.48	-67.29	0.75	11.89	V
									V
									V
Middle	1640	-51.21	-13	-38.21	-61.12	-58.14	0.52	9.61	H
	2464	-47.88	-13	-34.88	-61.37	-55.85	0.65	10.77	H
	3280	-58.34	-13	-45.34	-74.43	-67.38	0.75	11.94	H
									H
									H
									H
	1640	-50.22	-13	-37.22	-59.84	-57.15	0.52	9.61	V
	2464	-43.34	-13	-30.34	-57.38	-51.31	0.65	10.77	V
	3280	-58.08	-13	-45.08	-74.22	-67.12	0.75	11.94	V
									V
								V	
								V	



Highest	1648	-62.99	-13	-49.99	-72.9	-69.94	0.53	9.63	H
	2472	-60.48	-13	-47.48	-73.92	-68.46	0.65	10.78	H
	3288	-58.37	-13	-45.37	-74.47	-67.43	0.76	11.96	H
									H
									H
									H
	1648	-51.09	-13	-38.09	-60.71	-58.04	0.53	9.63	V
	2472	-45.72	-13	-32.72	-59.65	-53.7	0.65	10.78	V
	3288	-58.31	-13	-45.31	-74.46	-67.37	0.76	11.96	V
									V
									V
									V

**Remark:** Spurious emissions within 30-1000MHz



LTE Band 26 / 10MHz / QPSK									
Channel	Frequency ( MHz )	EIRP ( dBm )	Limit ( dBm )	Over Limit ( dB )	SPA Reading (dBm)	S.G. Power ( dBm )	TX Cable loss ( dB )	TX Antenna Gain (dBi)	Polarization (H/V)
Middle	1640	-60.17	-13	-47.17	-70.08	-67.1	0.52	9.61	H
	2460	-59.85	-13	-46.85	-73.34	-67.82	0.65	10.77	H
	3280	-57.93	-13	-44.93	-74.02	-66.97	0.75	11.94	H
									H
									H
									H
	1640	-55.91	-13	-42.91	-65.53	-62.84	0.52	9.61	V
	2460	-59.29	-13	-46.29	-73.33	-67.26	0.65	10.77	V
	3280	-58.34	-13	-45.34	-74.48	-67.38	0.75	11.94	V
									V
									V
									V

Remark: Spurious emissions within 30-1000MHz