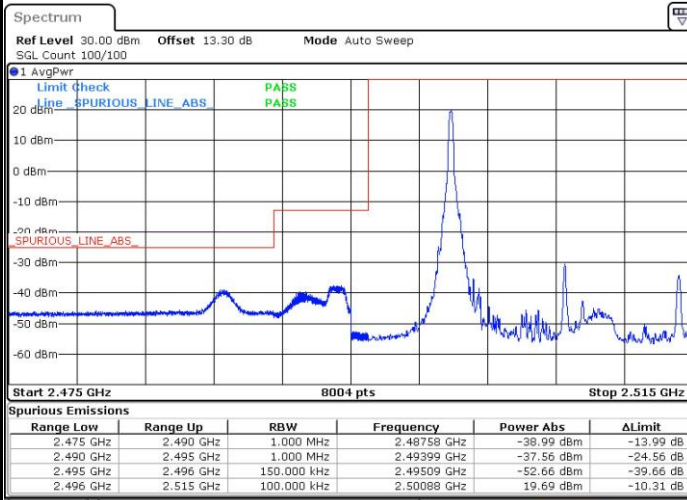




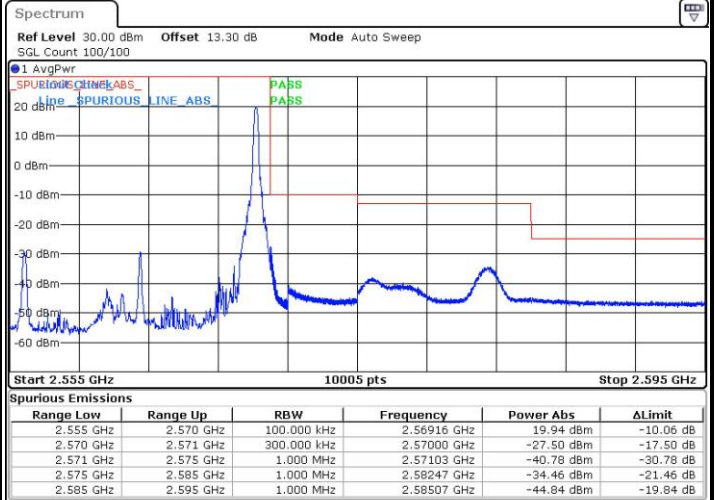
LTE Band 7 / 15MHz / QPSK

Lowest Band Edge / 1 RB



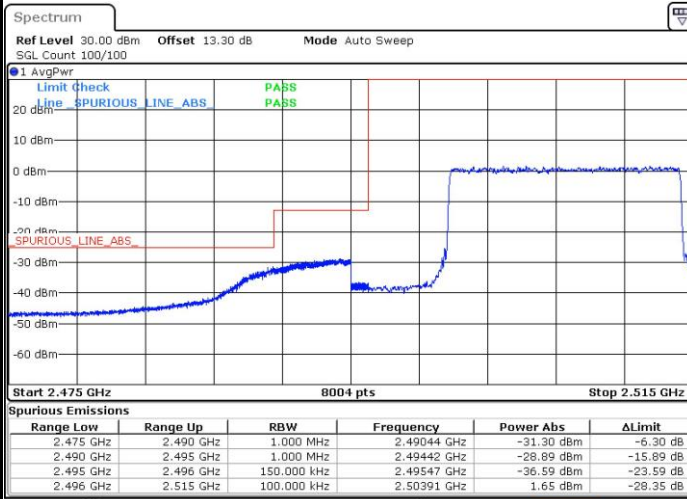
Date: 9 APR 2018 16:18:39

Highest Band Edge / 1 RB



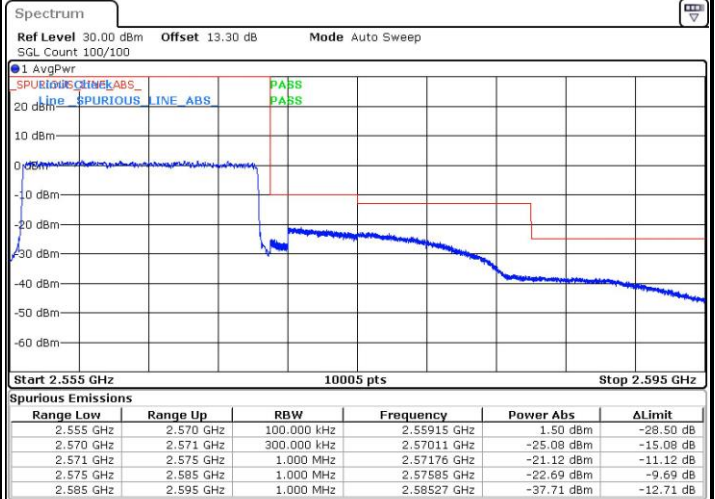
Date: 9 APR 2018 16:28:17

Lowest Band Edge / Full RB



Date: 9 APR 2018 16:20:58

Highest Band Edge / Full RB

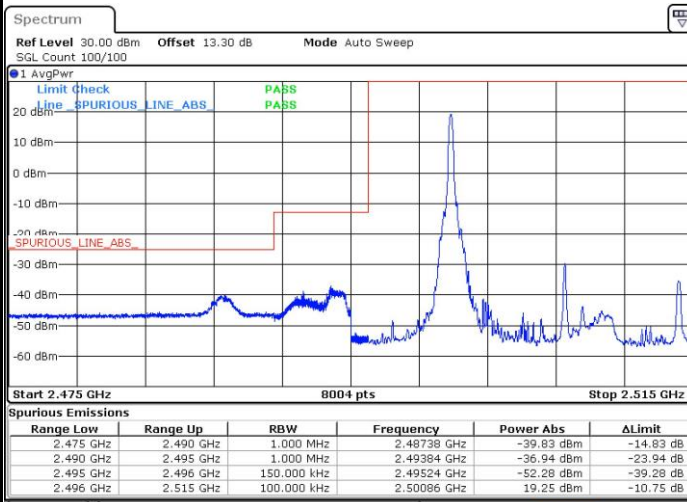


Date: 9 APR 2018 16:30:37



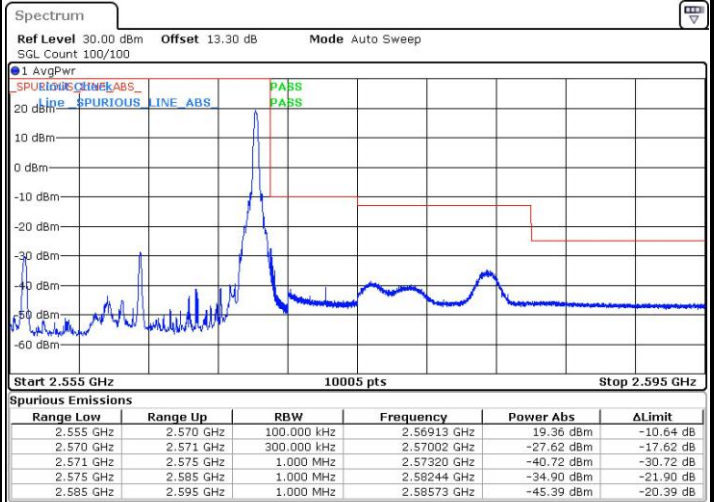
LTE Band 7 / 15MHz / 16QAM

Lowest Band Edge / 1 RB



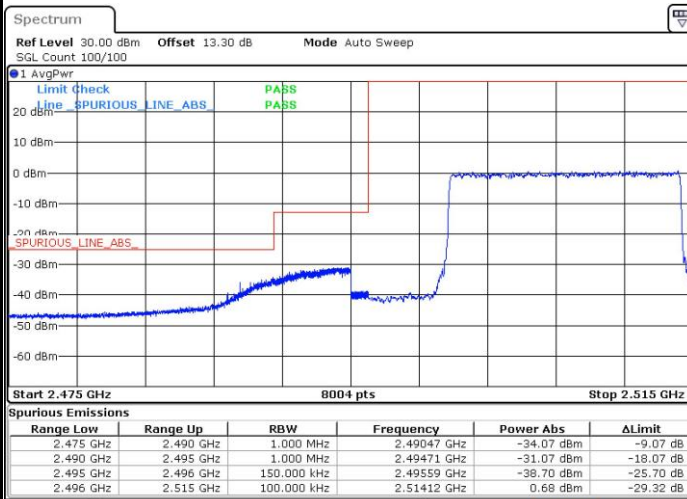
Date: 9 APR 2018 16:19:49

Highest Band Edge / 1 RB



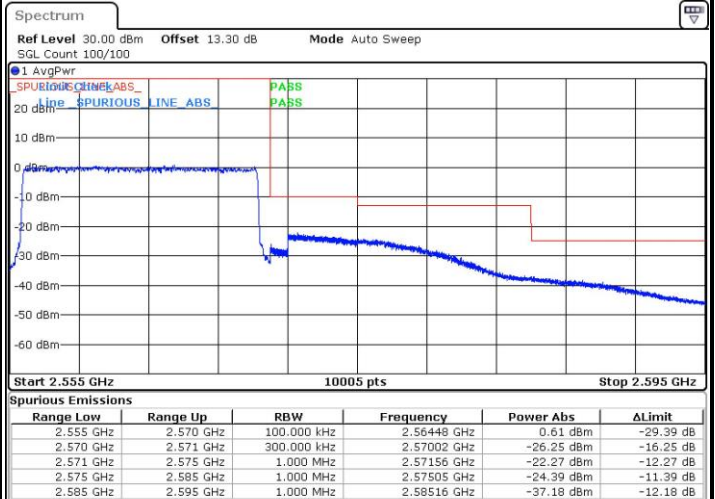
Date: 9 APR 2018 16:29:27

Lowest Band Edge / Full RB



Date: 9 APR 2018 16:22:08

Highest Band Edge / Full RB

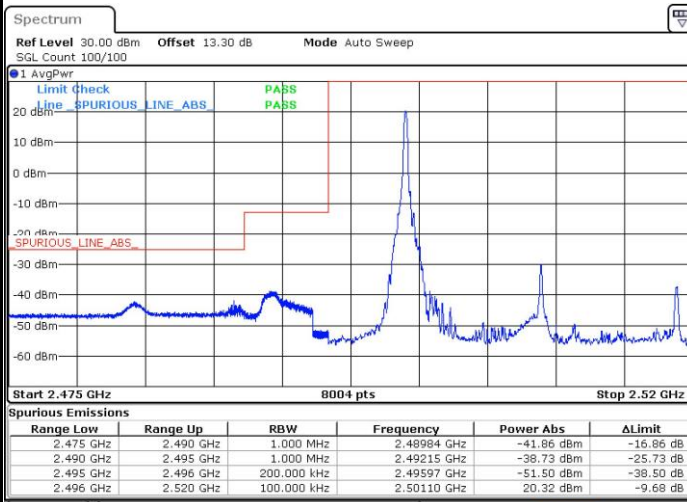


Date: 9 APR 2018 16:31:47



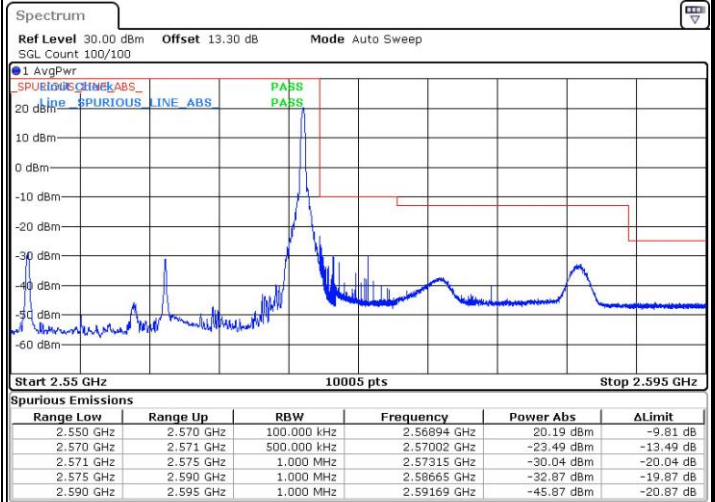
LTE Band 7 / 20MHz / QPSK

Lowest Band Edge / 1 RB



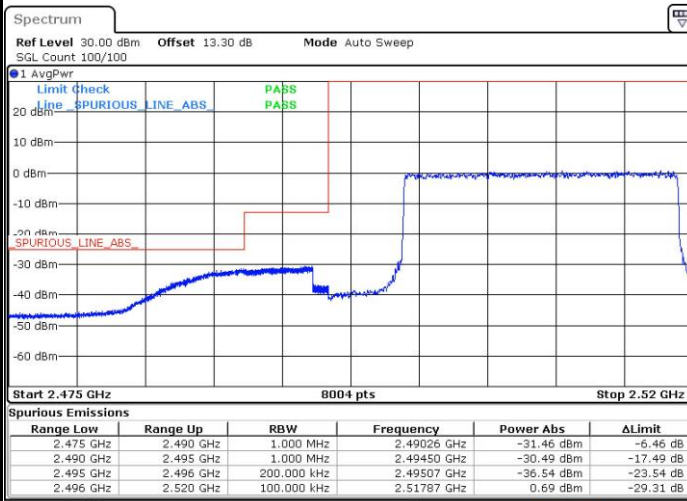
Date: 9 APR 2018 16:35:26

Highest Band Edge / 1 RB



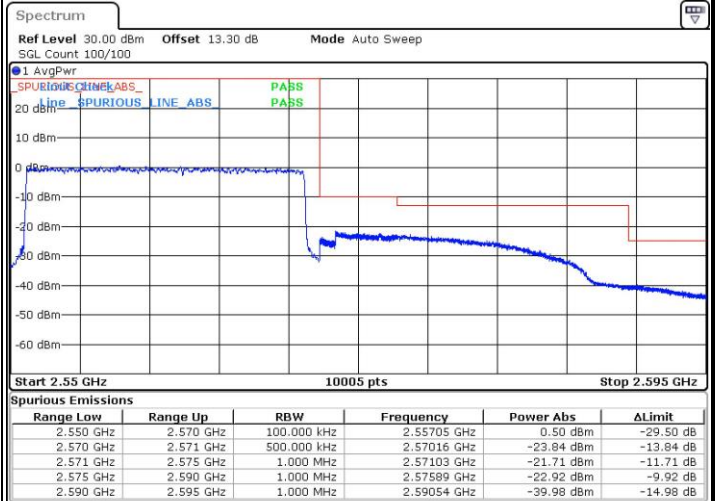
Date: 9 APR 2018 16:45:04

Lowest Band Edge / Full RB



Date: 9 APR 2018 16:37:46

Highest Band Edge / Full RB

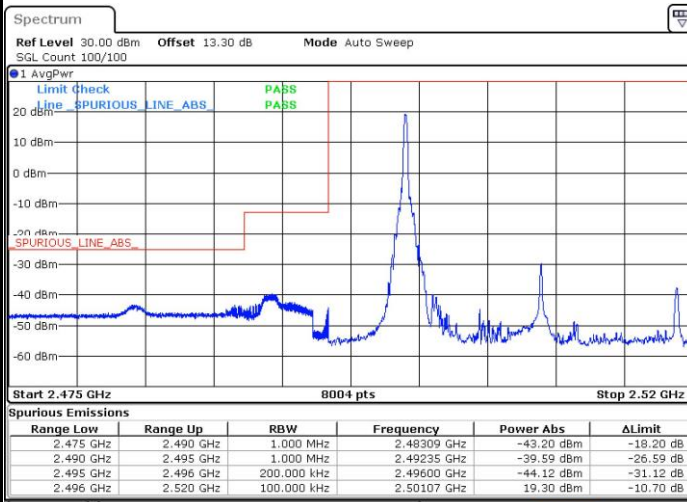


Date: 9 APR 2018 16:48:34



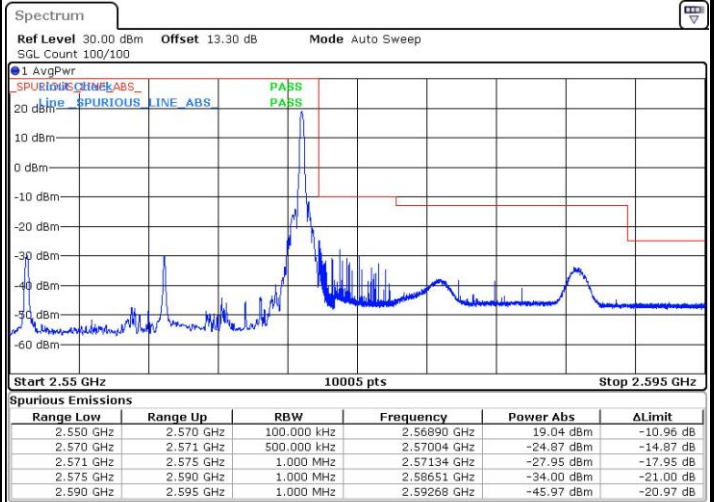
LTE Band 7 / 20MHz / 16QAM

Lowest Band Edge / 1 RB



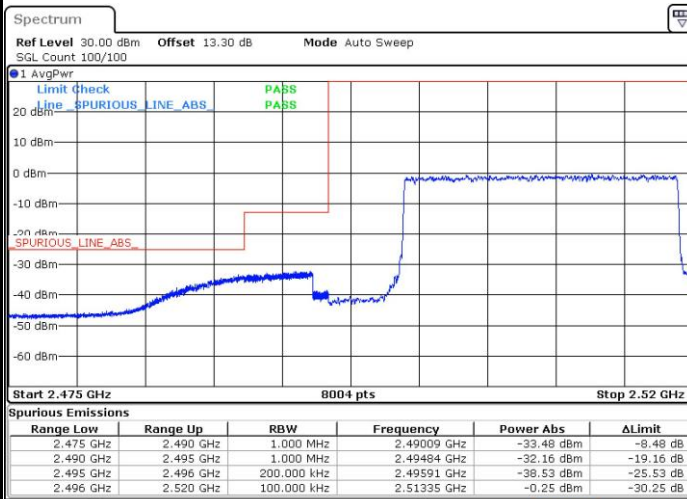
Date: 9 APR 2018 16:36:36

Highest Band Edge / 1RB



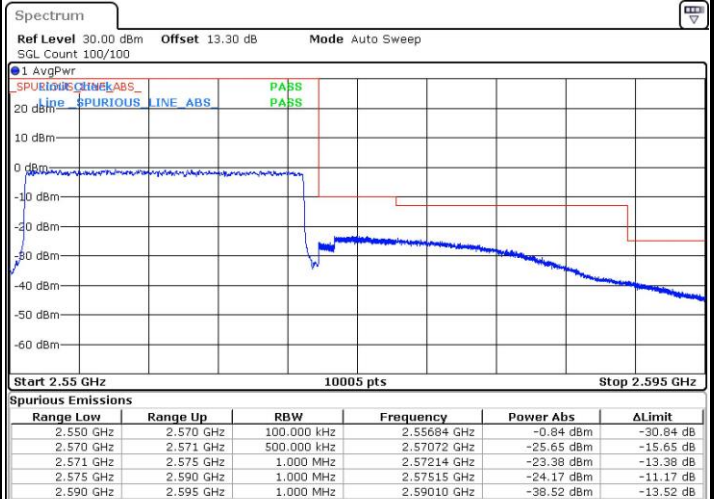
Date: 9 APR 2018 16:46:14

Lowest Band Edge / Full RB



Date: 9 APR 2018 16:38:56


Highest Band Edge / Full RB



Date: 9 APR 2018 16:47:24



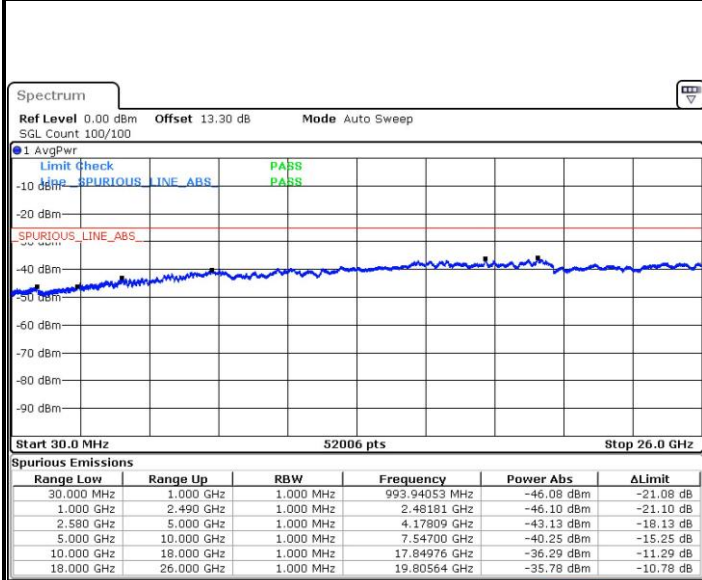
Conducted Spurious Emission





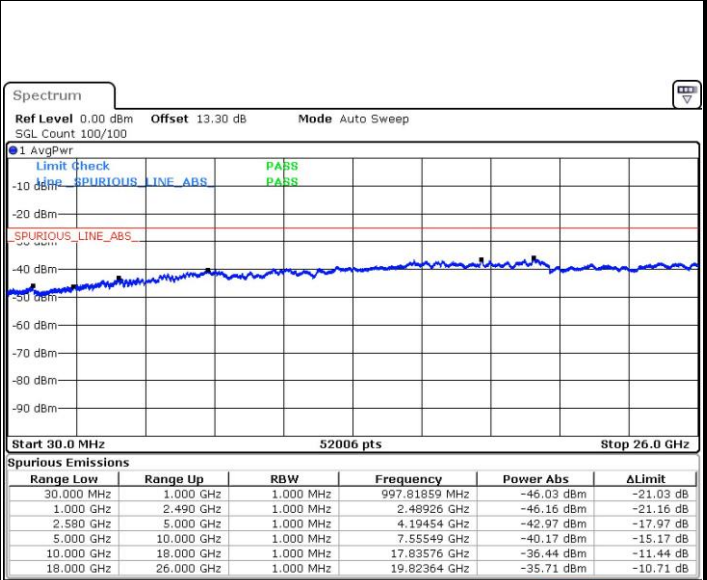
LTE Band 7 / 5MHz

Highest Channel / QPSK



Date: 9 APR 2018 15:59:07

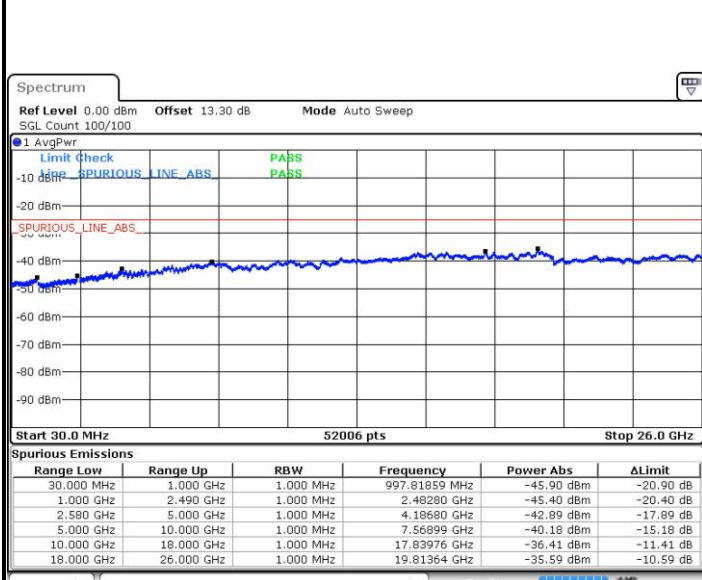
Highest Channel / 16QAM



Date: 9 APR 2018 16:00:01

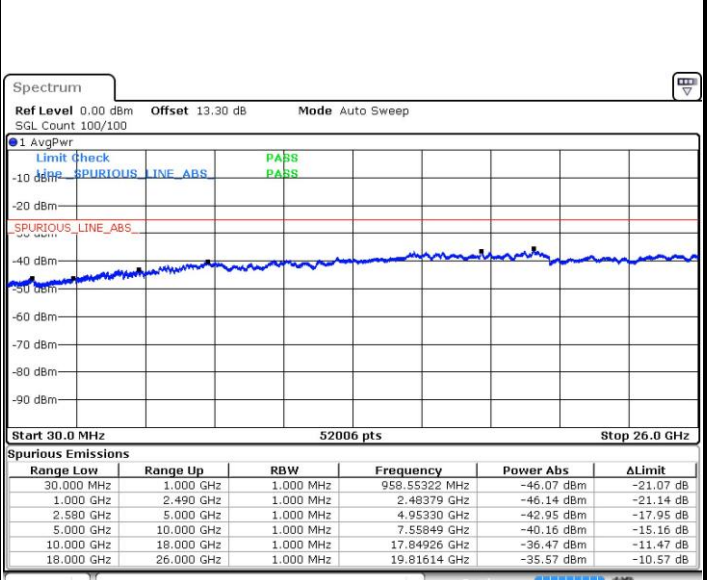
LTE Band 7 / 10MHz

Lowest Channel / QPSK



Date: 9 APR 2018 16:06:16

Lowest Channel / 16QAM



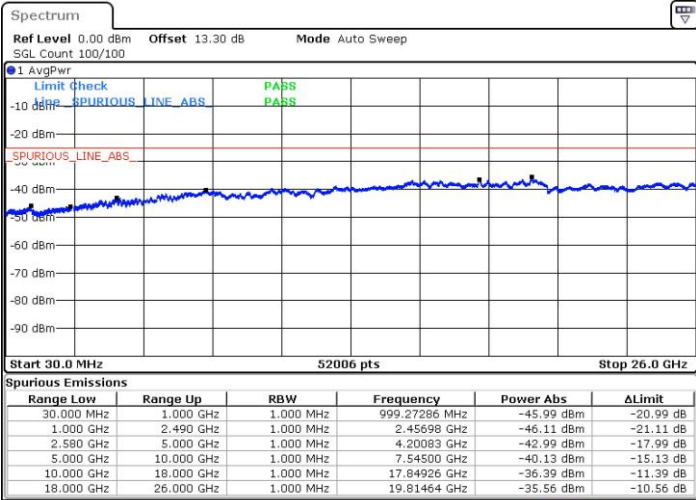
Date: 9 APR 2018 16:07:09



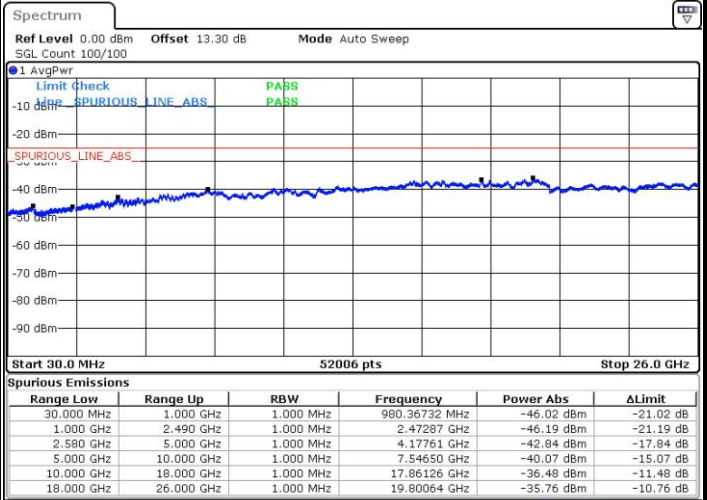
LTE Band 7 / 10MHz

Middle Channel / QPSK

Middle Channel / 16QAM



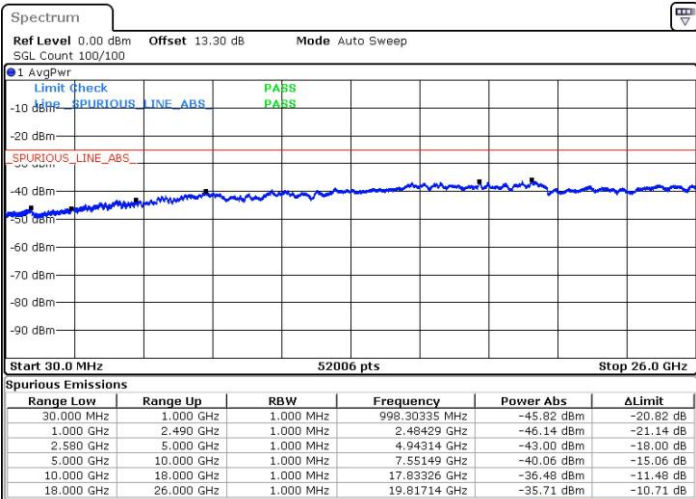
Date: 9 APR 2018 16:08:45



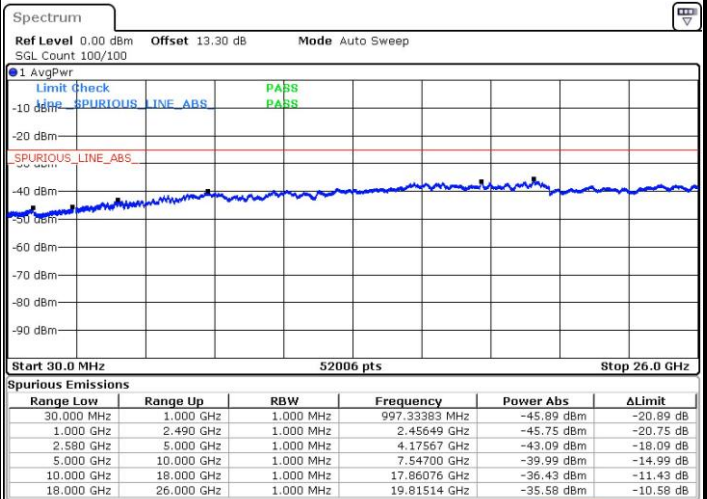
Date: 9 APR 2018 16:09:39

Highest Channel / QPSK

Highest Channel / 16QAM



Date: 9 APR 2018 16:15:54



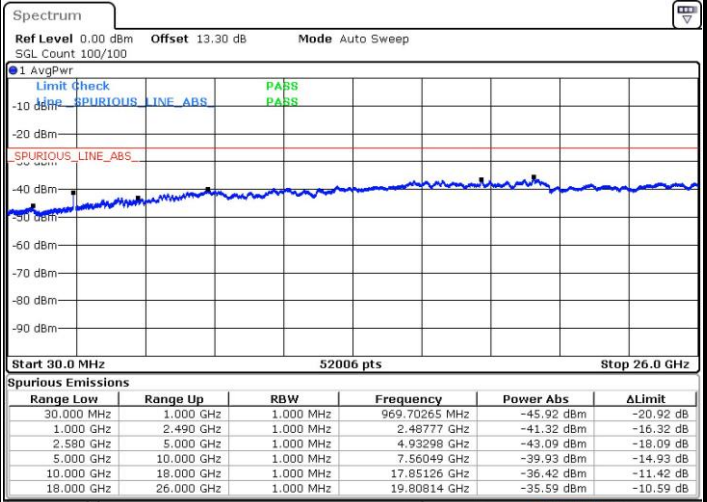
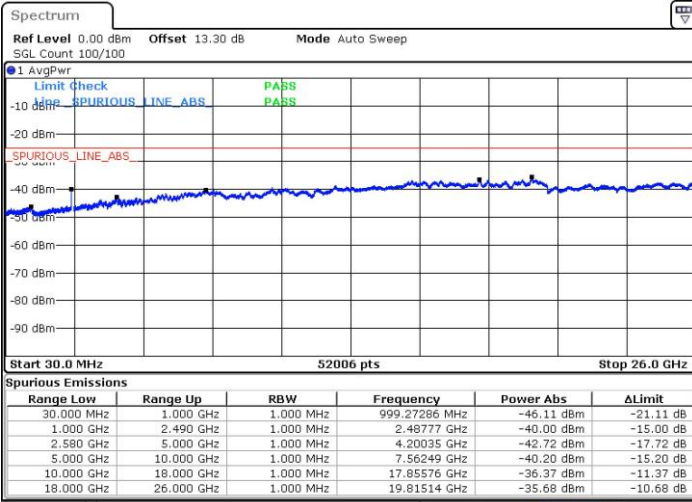
Date: 9 APR 2018 16:16:47



LTE Band 7 / 15MHz

Lowest Channel / QPSK

Lowest Channel / 16QAM

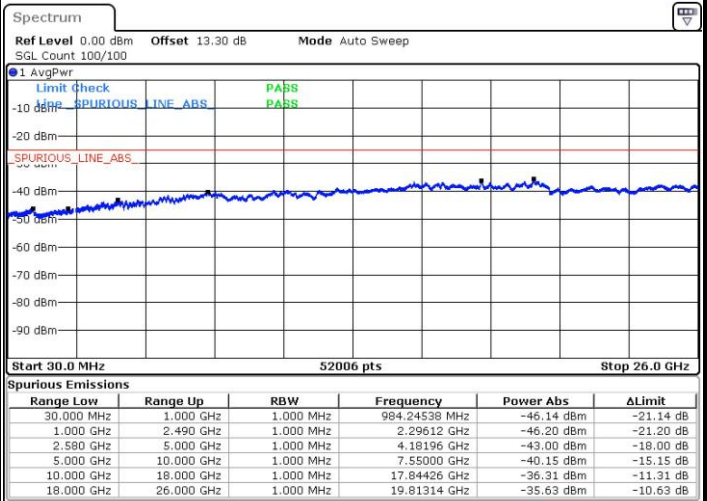
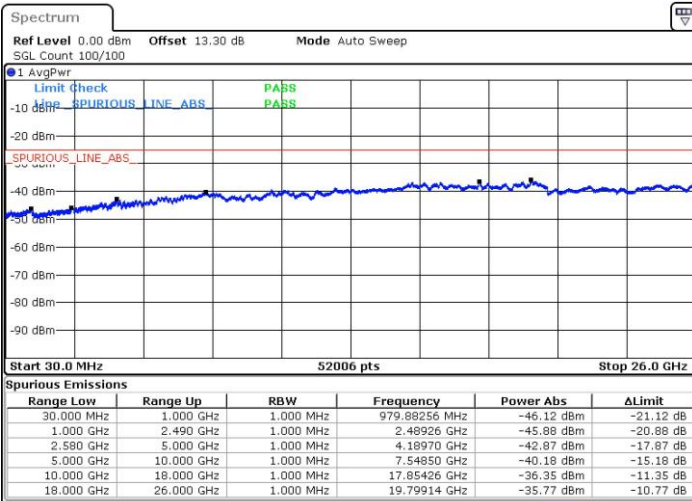


Date: 9 APR 2018 16:23:02

Date: 9 APR 2018 16:23:56

Middle Channel / QPSK

Middle Channel / 16QAM



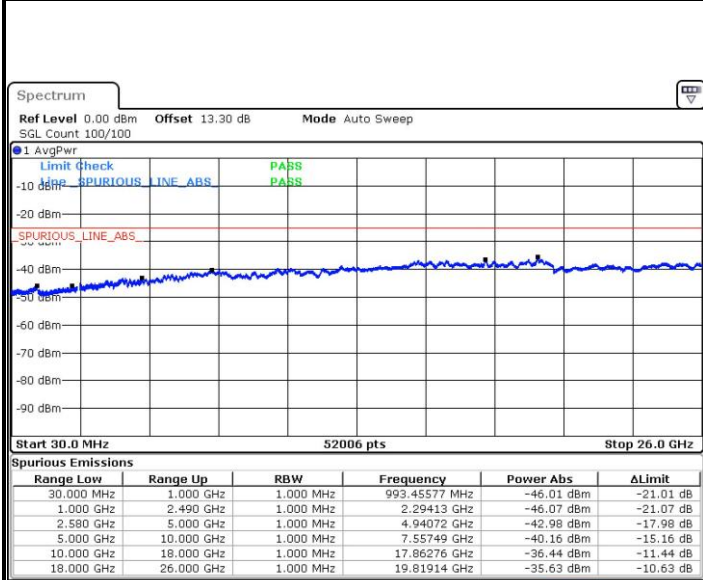
Date: 9 APR 2018 16:25:32

Date: 9 APR 2018 16:26:26



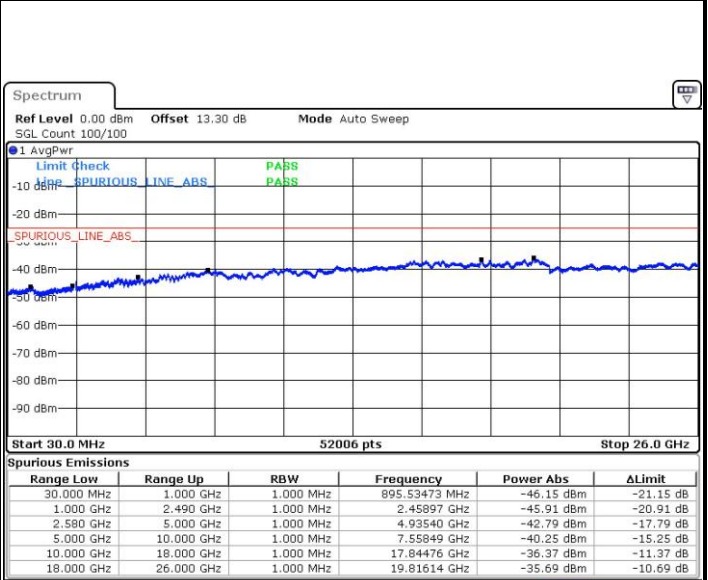
LTE Band 7 / 15MHz

Highest Channel / QPSK



Date: 9 APR 2018 16:32:41

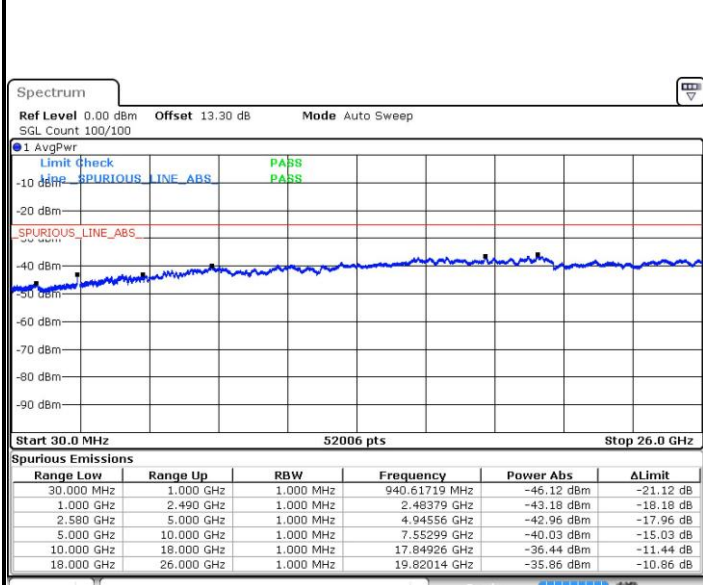
Highest Channel / 16QAM



Date: 9 APR 2018 16:33:35

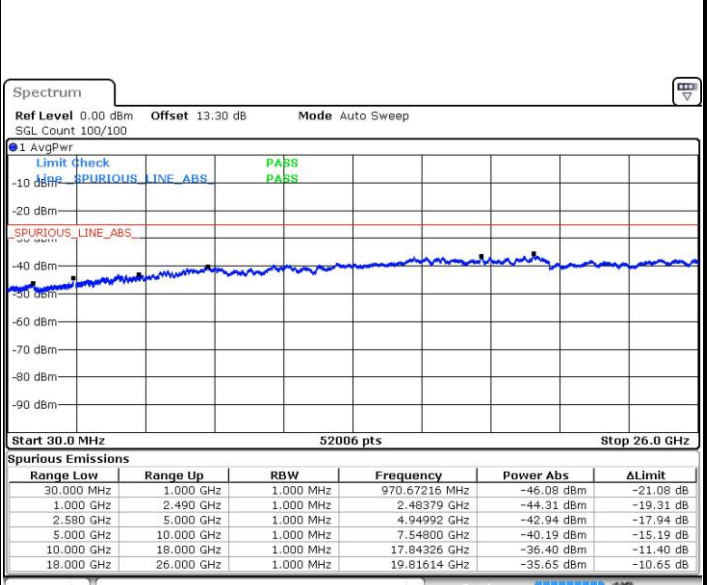
LTE Band 7 / 20MHz

Lowest Channel / QPSK



Date: 9 APR 2018 16:39:50

Lowest Channel / 16QAM



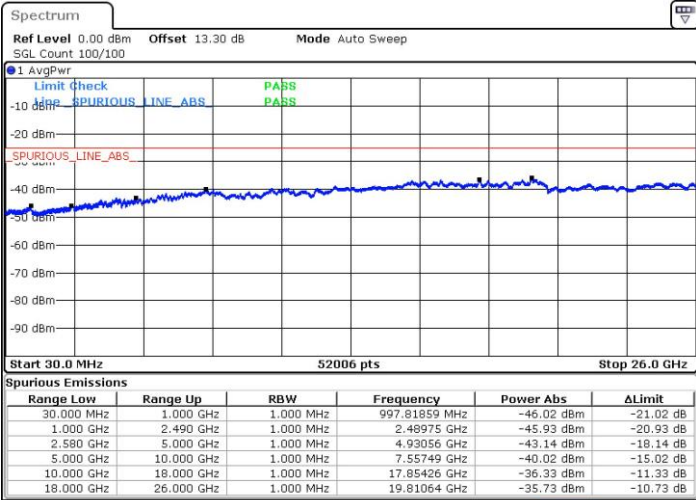
Date: 9 APR 2018 16:40:44



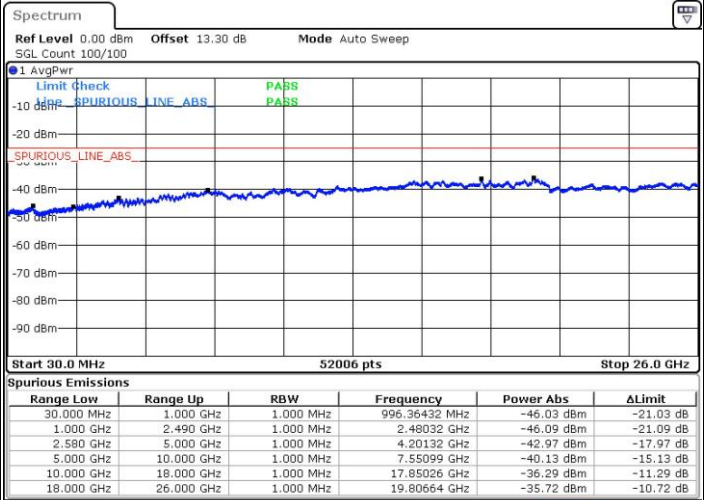
LTE Band 7 / 20MHz

Middle Channel / QPSK

Middle Channel / 16QAM



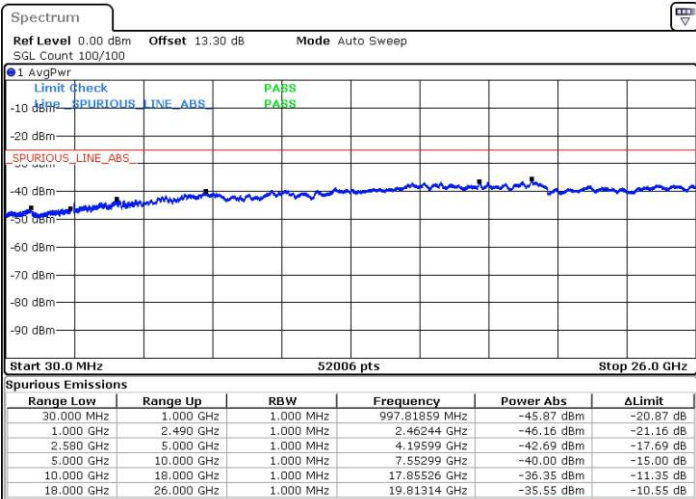
Date: 9 APR 2018 16:42:19



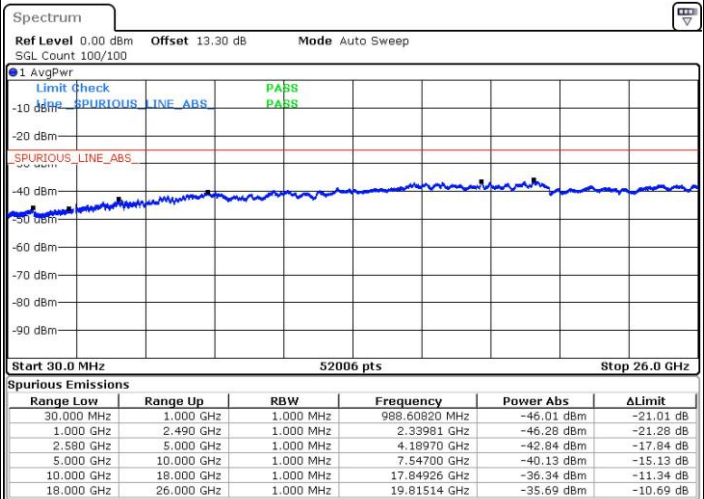
Date: 9 APR 2018 16:43:13

Highest Channel / QPSK

Highest Channel / 16QAM



Date: 9 APR 2018 16:49:28



Date: 9 APR 2018 16:50:22



Frequency Stability

Test Conditions		LTE Band 7 (QPSK) / Middle Channel	Limit
Temperature (°C)	Voltage (Volt)	BW 10MHz	Note 2.
		Deviation (ppm)	Result
50	Normal Voltage	0.0021	PASS
40	Normal Voltage	0.0042	
30	Normal Voltage	0.0025	
20(Ref.)	Normal Voltage	0.0000	
10	Normal Voltage	0.0022	
0	Normal Voltage	0.0023	
-10	Normal Voltage	0.0043	
-20	Normal Voltage	0.0027	
-30	Normal Voltage	0.0029	
20	Maximum Voltage	0.0030	
20	Normal Voltage	0.0000	
20	Battery End Point	0.0022	

Note:

1. Normal Voltage =120 V. ; Battery End Point (BEP) =102 V. ; Maximum Voltage =138 V.
2. The frequency fundamental emissions stay within the authorized frequency block.



LTE Band 12

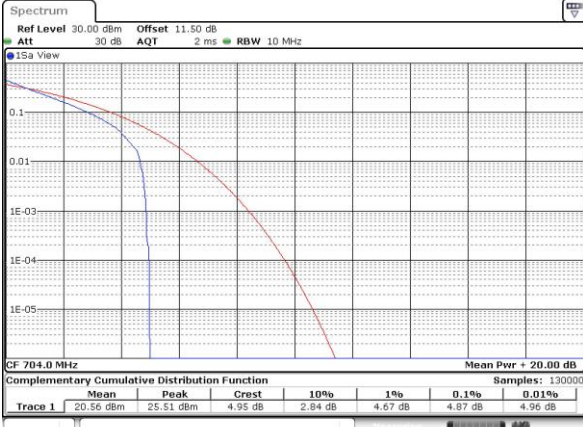
Peak-to-Average Ratio

Mode	LTE Band 12 / 10MHz				
Mod.	QPSK		16QAM		Limit: 13dB
RB Size	1RB	Full RB	1RB	Full RB	Result
Lowest CH	4.87	4.61	5.83	5.71	PASS
Middle CH	3.71	4.58	4.29	5.65	
Highest CH	4.84	4.58	5.77	5.62	



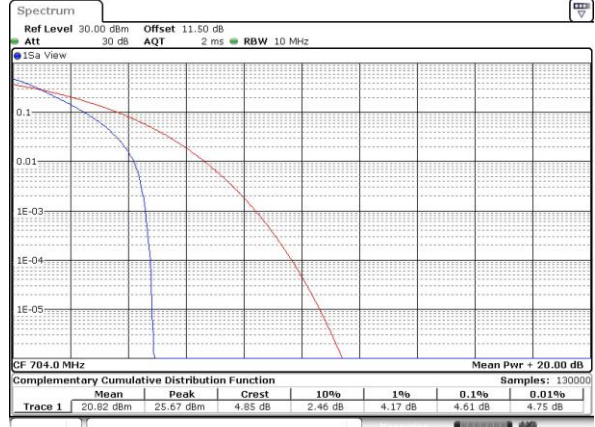
LTE Band 12 / 10MHz / QPSK

Lowest Channel / 1RB



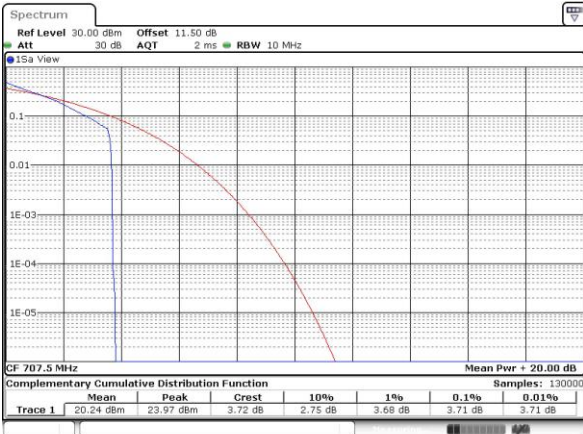
Date: 5 APR 2018 08:24:30

Lowest Channel / Full RB



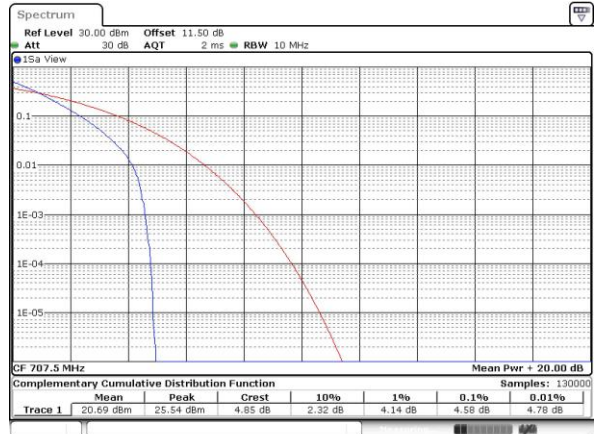
Date: 5 APR 2018 08:24:20

Middle Channel / 1RB



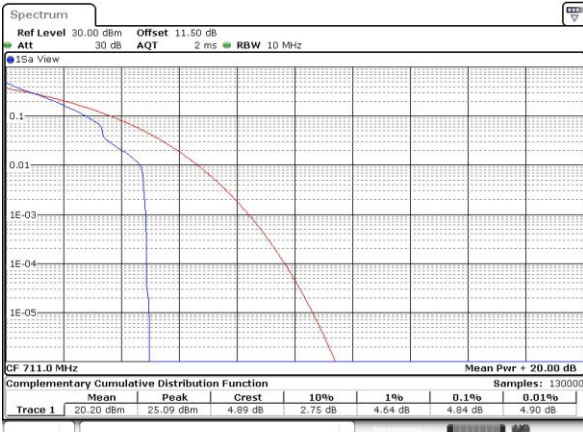
Date: 5 APR 2018 08:24:40

Middle Channel / Full RB



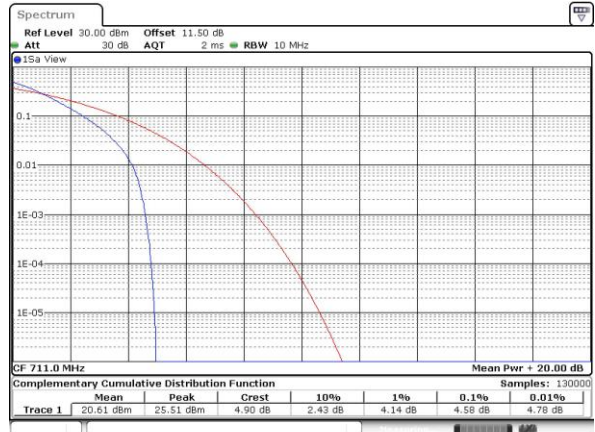
Date: 5 APR 2018 08:24:51

Highest Channel / 1RB



Date: 5 APR 2018 08:25:11

Highest Channel / Full RB

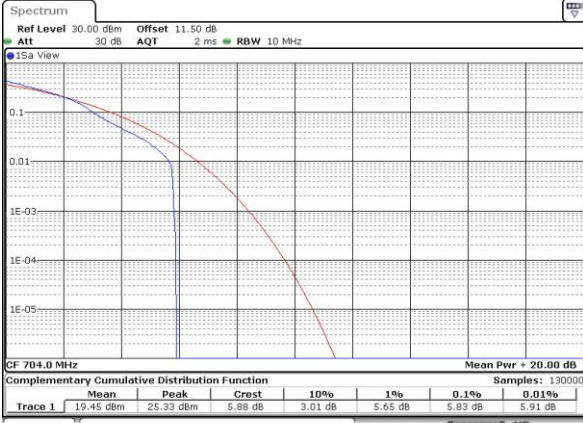


Date: 5 APR 2018 08:25:01



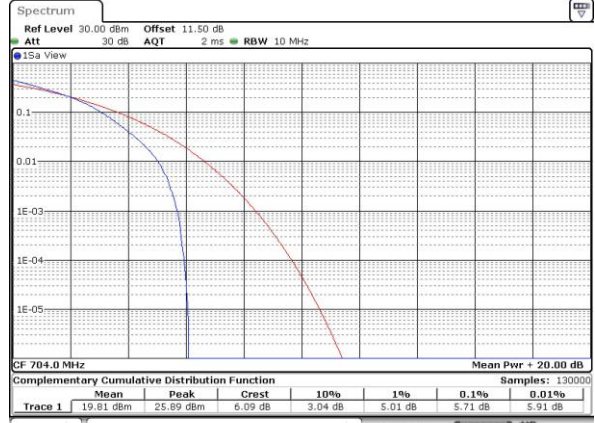
LTE Band 12 / 10MHz / 16QAM

Lowest Channel / 1RB



Date: 5 APR 2018 08:23:21

Lowest Channel / Full RB



Date: 5 APR 2018 08:23:10

Middle Channel / 1RB



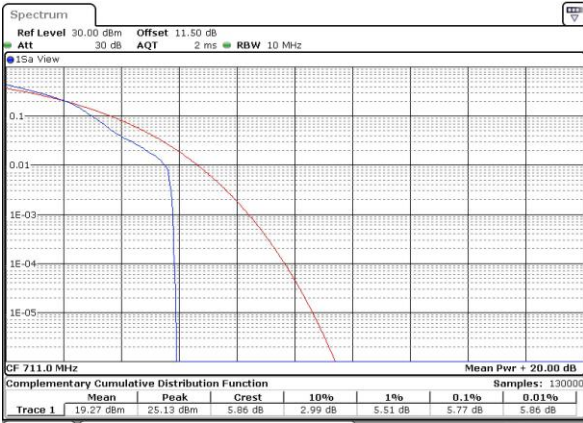
Date: 5 APR 2018 08:23:34

Middle Channel / Full RB



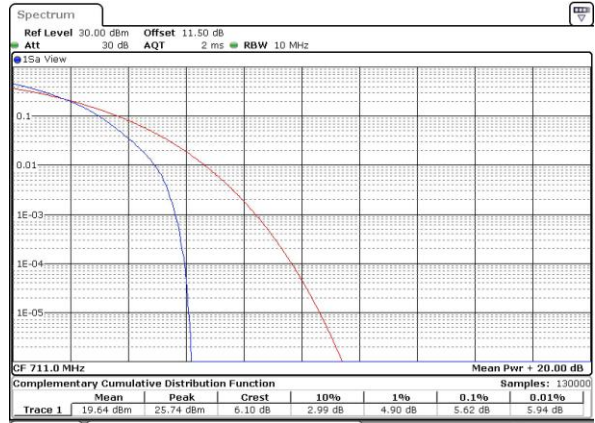
Date: 5 APR 2018 08:23:46

Highest Channel / 1RB



Date: 5 APR 2018 08:24:10

Highest Channel / Full RB



Date: 5 APR 2018 08:24:00



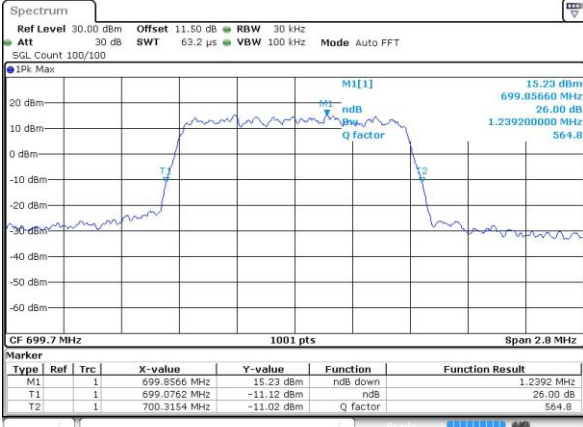
26dB Bandwidth

Mode	LTE Band 12 : 26dB BW(MHz)											
	1.4MHz		3MHz		5MHz		10MHz		15MHz		20MHz	
BW	QPSK	16QAM	QPSK	16QAM	QPSK	16QAM	QPSK	16QAM	QPSK	16QAM	QPSK	16QAM
Mod.	QPSK	16QAM	QPSK	16QAM	QPSK	16QAM	QPSK	16QAM	QPSK	16QAM	QPSK	16QAM
Lowest CH	1.24	1.23	2.99	3.03	4.92	5.00	9.75	9.65	-	-	-	-
Middle CH	1.24	1.22	3.05	3.04	4.93	4.91	9.65	9.63	-	-	-	-
Highest CH	1.22	1.23	3.06	3.04	4.93	4.81	9.67	9.91	-	-	-	-



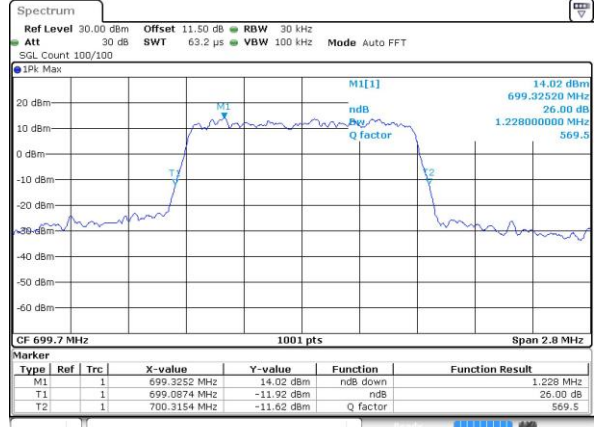
LTE Band 12

Lowest Channel / 1.4MHz / QPSK



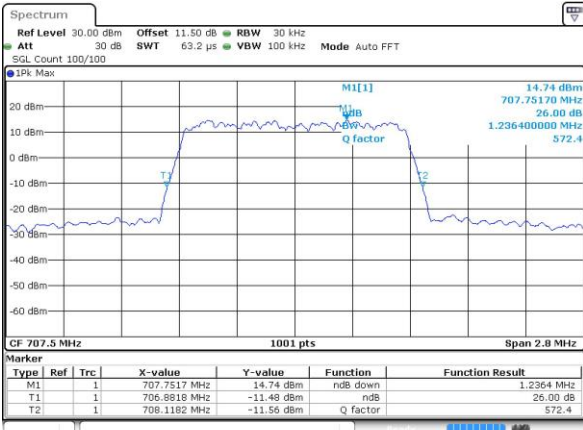
Date: 5 APR 2018 08:06:53

Lowest Channel / 1.4MHz / 16QAM



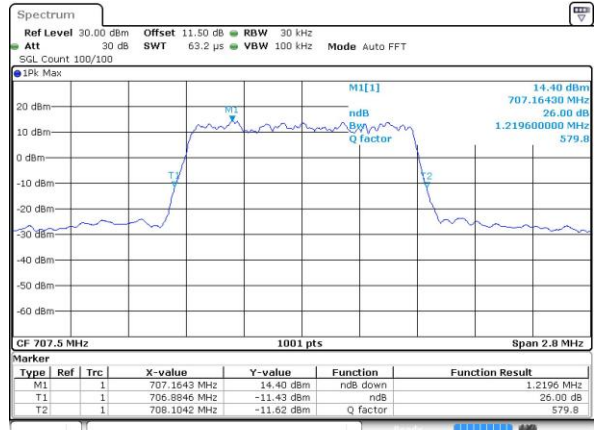
Date: 5 APR 2018 08:06:43

Middle Channel / 1.4MHz / QPSK



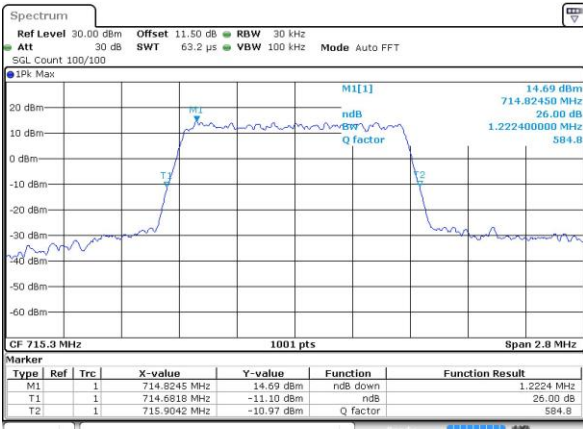
Date: 5 APR 2018 08:13:50

Middle Channel / 1.4MHz / 16QAM



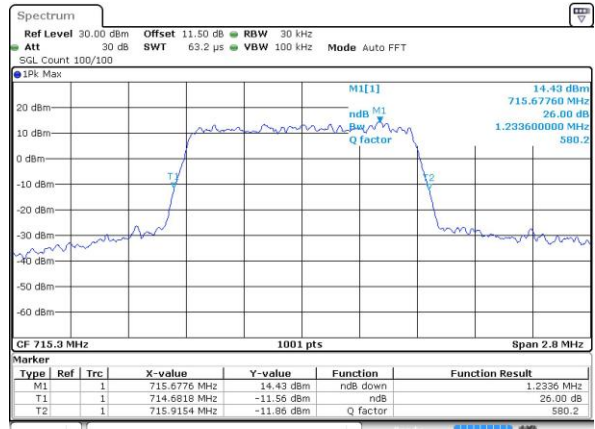
Date: 5 APR 2018 08:10:41

Highest Channel / 1.4MHz / QPSK



Date: 5 APR 2018 08:16:31

Highest Channel / 1.4MHz / 16QAM

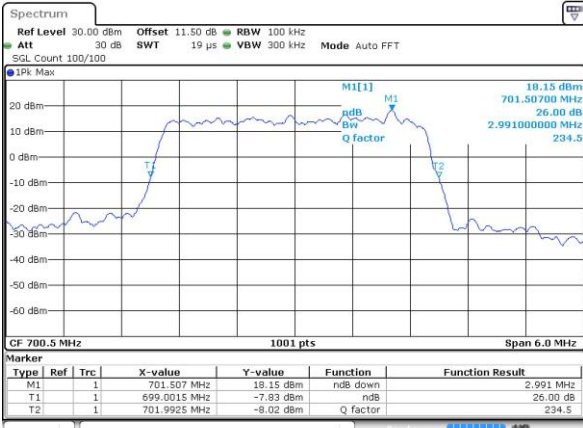


Date: 5 APR 2018 08:16:20



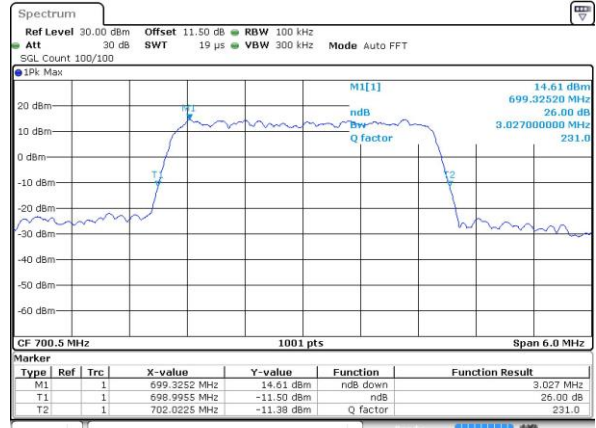
LTE Band 12

Lowest Channel / 3MHz / QPSK



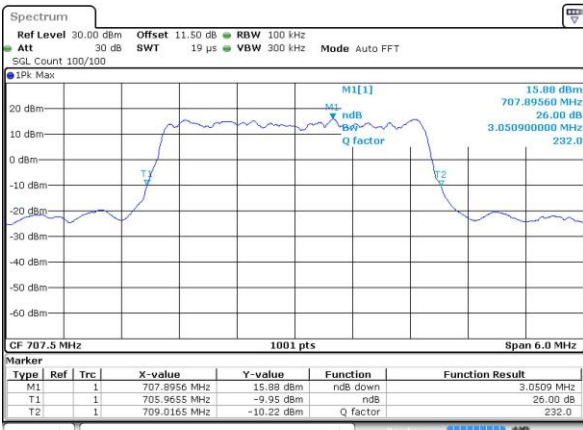
Date: 5 APR 2018 07:16:41

Lowest Channel / 3MHz / 16QAM



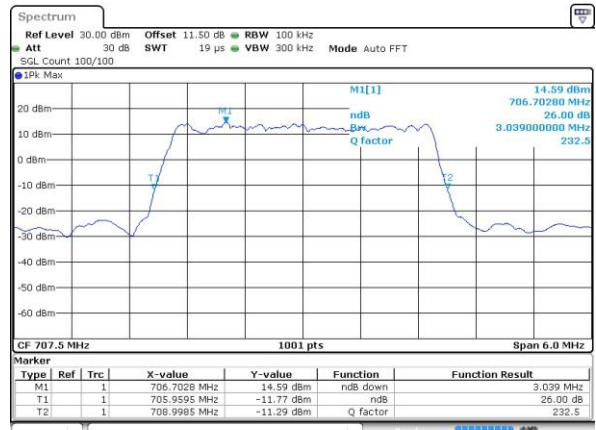
Date: 5 APR 2018 07:16:31

Middle Channel / 3MHz / QPSK



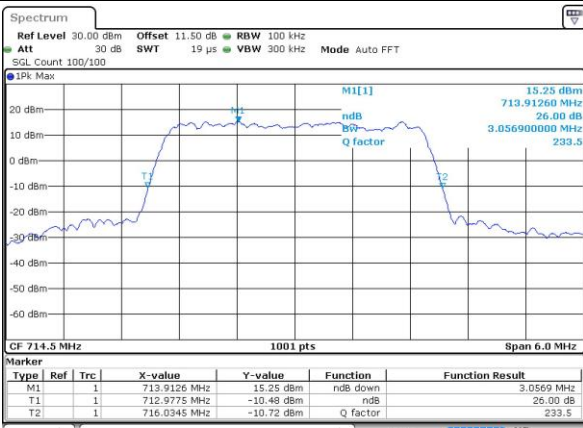
Date: 5 APR 2018 07:23:38

Middle Channel / 3MHz / 16QAM



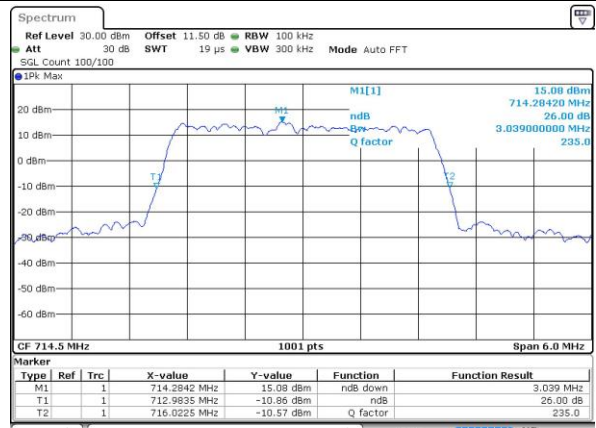
Date: 5 APR 2018 07:23:48

Highest Channel / 3MHz / QPSK



Date: 5 APR 2018 07:26:18

Highest Channel / 3MHz / 16QAM

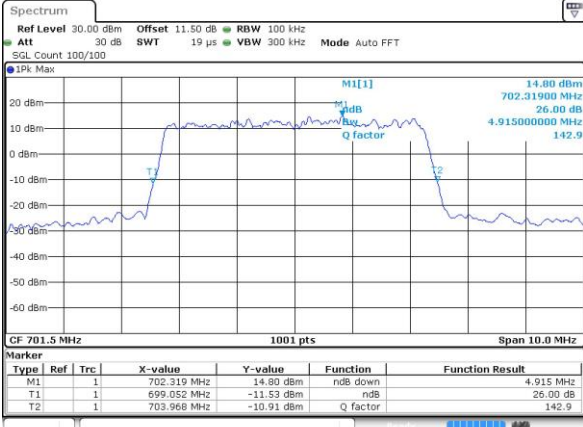


Date: 5 APR 2018 07:26:08



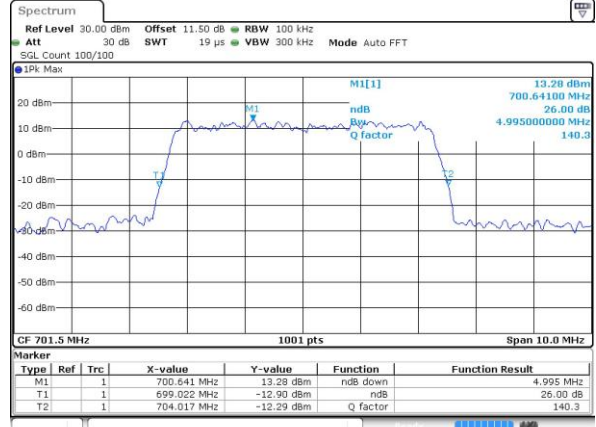
LTE Band 12

Lowest Channel / 5MHz / QPSK



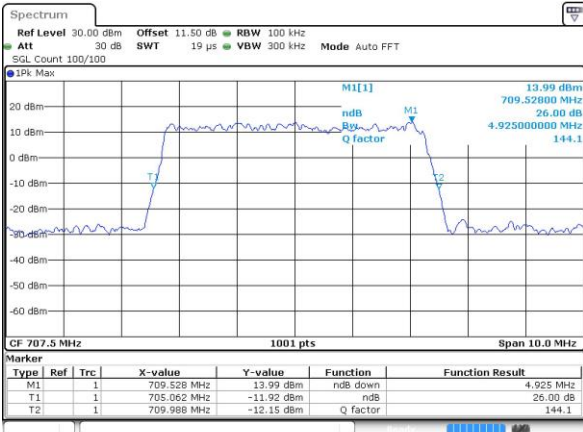
Date: 5 APR 2018 07:33:25

Lowest Channel / 5MHz / 16QAM



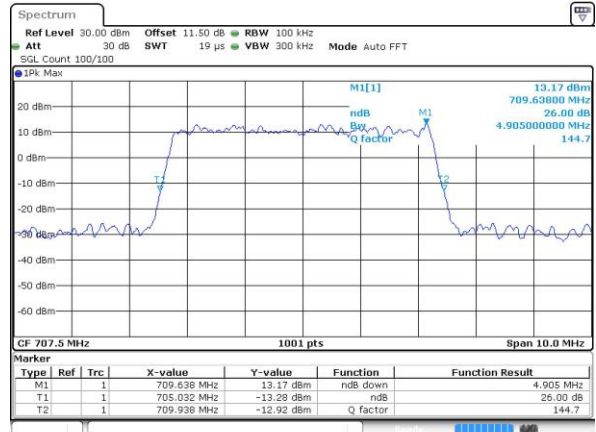
Date: 5 APR 2018 07:33:15

Middle Channel / 5MHz / QPSK



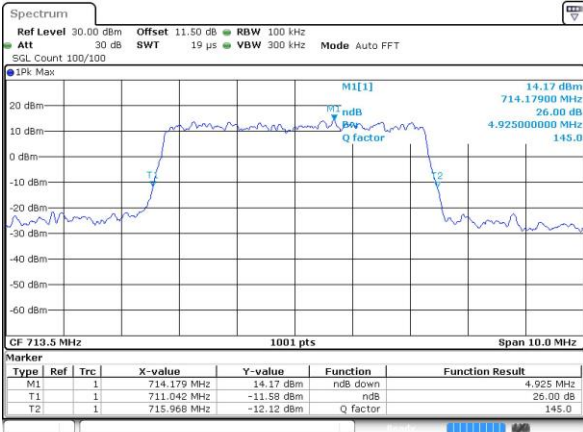
Date: 5 APR 2018 07:40:22

Middle Channel / 5MHz / 16QAM



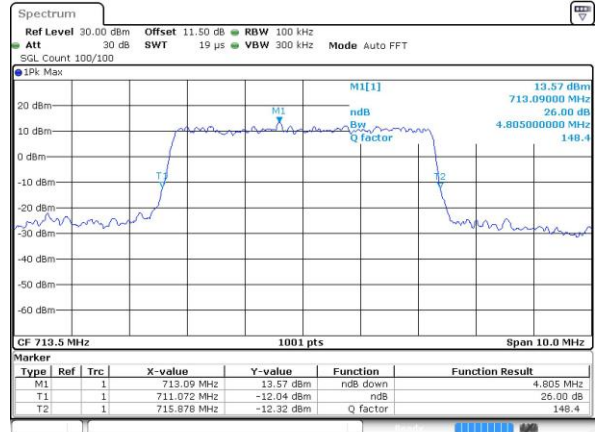
Date: 5 APR 2018 07:40:32

Highest Channel / 5MHz / QPSK



Date: 5 APR 2018 07:43:02

Highest Channel / 5MHz / 16QAM

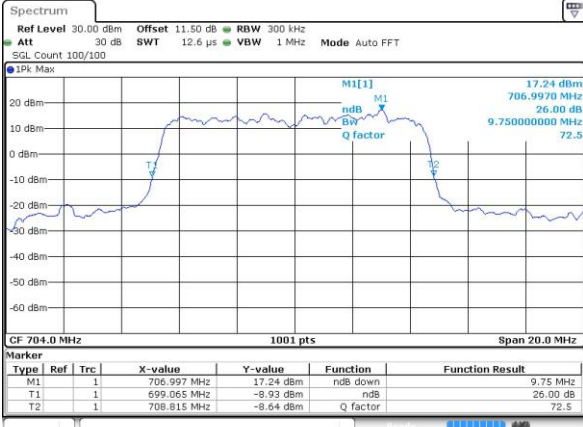


Date: 5 APR 2018 07:42:52



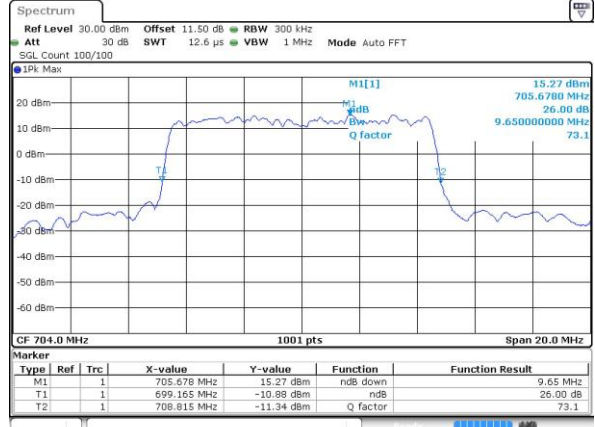
LTE Band 12

Lowest Channel / 10MHz / QPSK



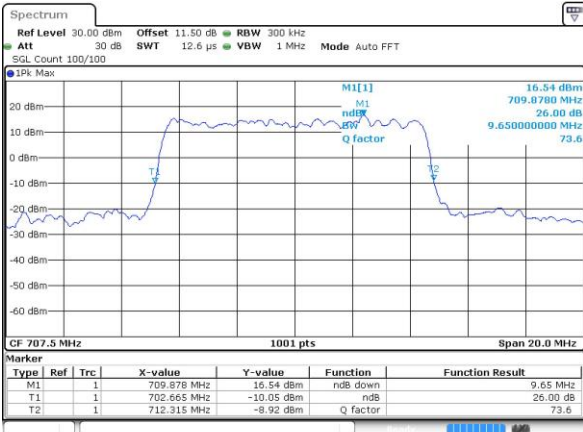
Date: 5 APR 2018 07:50:09

Lowest Channel / 10MHz / 16QAM



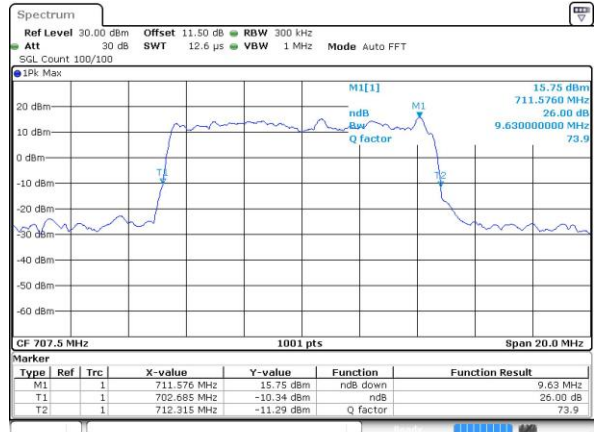
Date: 5 APR 2018 07:49:59

Middle Channel / 10MHz / QPSK



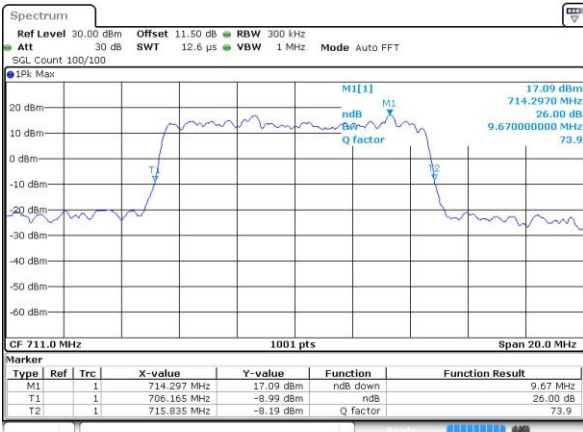
Date: 5 APR 2018 07:57:06

Middle Channel / 10MHz / 16QAM



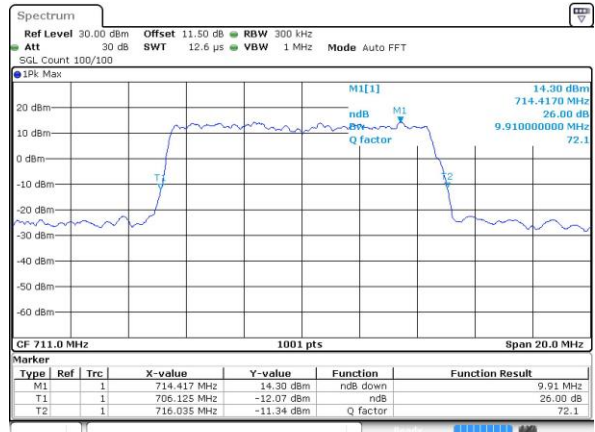
Date: 5 APR 2018 07:57:16

Highest Channel / 10MHz / QPSK



Date: 5 APR 2018 07:59:46

Highest Channel / 10MHz / 16QAM



Date: 5 APR 2018 07:59:36



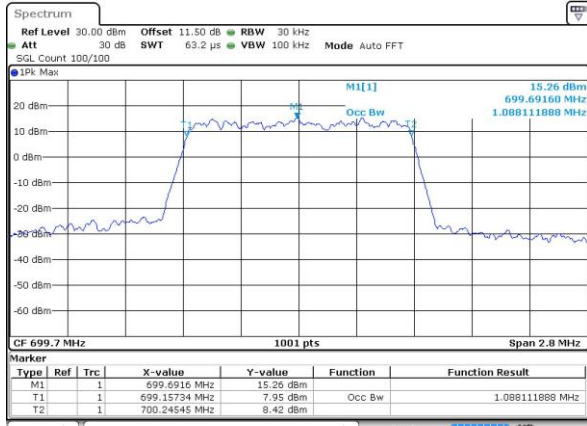
Occupied Bandwidth

Mode	LTE Band 12 : 99%OBW(MHz)											
	1.4MHz		3MHz		5MHz		10MHz		15MHz		20MHz	
BW	QPSK	16QAM	QPSK	16QAM	QPSK	16QAM	QPSK	16QAM	QPSK	16QAM	QPSK	16QAM
Lowest CH	1.09	1.1	2.73	2.72	4.5	4.49	8.99	8.99	-	-	-	-
Middle CH	1.1	1.1	2.72	2.72	4.47	4.49	9.11	9.05	-	-	-	-
Highest CH	1.09	1.09	2.72	2.73	4.48	4.5	9.05	9.03	-	-	-	-



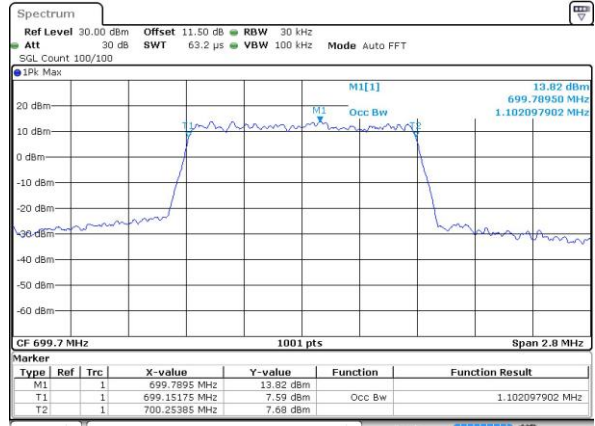
LTE Band 12

Lowest Channel / 1.4MHz / QPSK



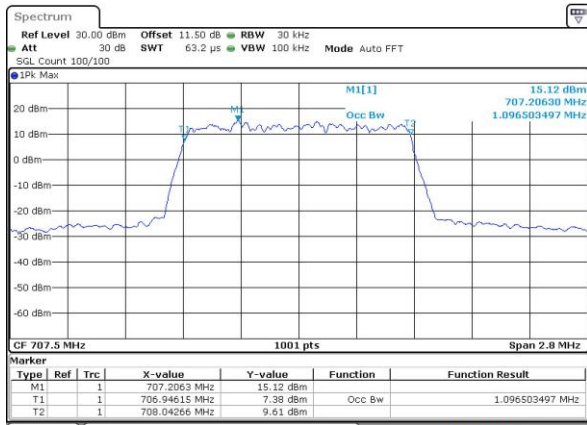
Date: 5 APR 2018 08:06:22

Lowest Channel / 1.4MHz / 16QAM



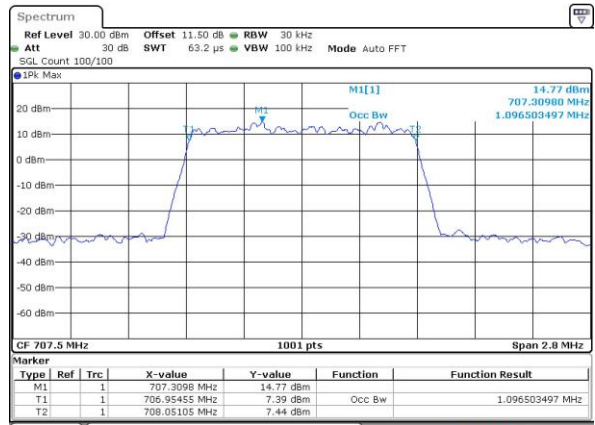
Date: 5 APR 2018 08:06:32

Middle Channel / 1.4MHz / QPSK



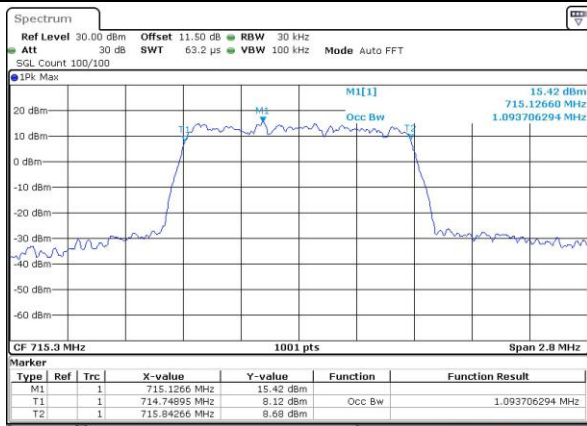
Date: 5 APR 2018 08:13:40

Middle Channel / 1.4MHz / 16QAM



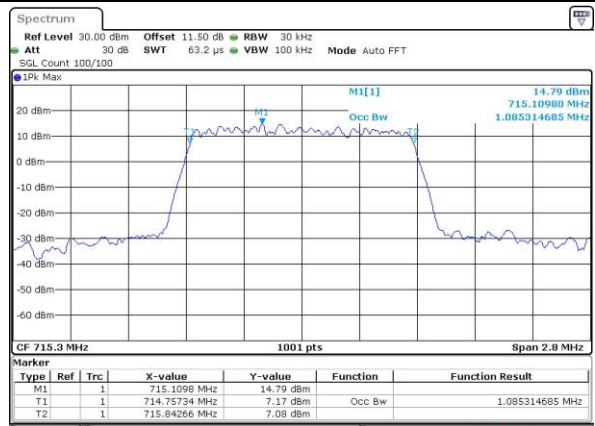
Date: 5 APR 2018 08:13:25

Highest Channel / 1.4MHz / QPSK



Date: 5 APR 2018 08:16:00

Highest Channel / 1.4MHz / 16QAM



Date: 5 APR 2018 08:16:10