

PHOTOGRAPHS OF THE TEST CONFIGURATION

CONDUCTED EMISSION TEST

(For WLAN)



(Test Mode A)





(Test Mode B)



RADIATED EMISSION TEST
(For WLAN)
(Test Mode A)



(Test Mode B)







A D T

(WWAN)

(PART 22)



RADIATED EMISSION TEST





A D T

ERP POWER TEST







A D T

(PART 24)



**RADIATED EMISSION TEST
(WCDMA)**





A D T



RADIATED EMISSION TEST (LTE BAND 2)





A D T


RADIATED EMISSION TEST (LTE BAND 25)






A D T

EIRP POWER TEST (WCDMA)



121023C07





121023C07



A D T


EIRP POWER TEST (LTE BAND 2)





A D T

EIRP POWER TEST (LTE BAND 25)







A D T

(PART 27)



RADIATED EMISSION TEST
(WCDMA)





A D T



RADIATED EMISSION TEST (LTE BAND 12)





A D T



RADIATED EMISSION TEST (LTE BAND 17)





A D T



RADIATED EMISSION TEST (LTE BAND 4)





A D T



ERP POWER TEST (WCDMA)





A D T



ERP POWER TEST (LTE BAND 12)





A D T

ERP POWER TEST (LTE BAND 17)





A D T

ERP POWER TEST (LTE BAND 4)

