



Appendix B. SAR Plots of SAR Measurement

The plots for SAR measurement are shown as follows.

P601 WCDMA V_RMC12.2k_Horizontal Down_0.5cm_Ch4182

DUT: 120723C17

Communication System: WCDMA; Frequency: 836.4 MHz; Duty Cycle: 1:1

Medium: B835_0820 Medium parameters used : $f = 836.4$ MHz; $\sigma = 0.974$ mho/m; $\epsilon_r = 55.189$; $\rho = 1000$ kg/m³

Ambient Temperature : 21.8 °C ; Liquid Temperature : 20.8 °C

DASY5 Configuration:

- Probe: EX3DV4 - SN3650; ConvF(9.12, 9.12, 9.12); Calibrated: 2011/10/26;
- Sensor-Surface: 2mm (Mechanical Surface Detection)
- Electronics: DAE4 Sn910; Calibrated: 2011/12/07
- Phantom: SAM with CRP v5.0 Front; Type: QD000P40CD; Serial: TP:1653
- Measurement SW: DASY52, Version 52.8 (2); SEMCAD X Version 14.6.6 (6824)

Ch4182/Area Scan (31x61x1): Measurement grid: dx=20mm, dy=20mm

Maximum value of SAR (interpolated) = 0.919 W/kg


Ch4182/Zoom Scan (5x5x7)/Cube 0: Measurement grid: dx=8mm, dy=8mm, dz=5mm

Reference Value = 30.207 V/m; Power Drift = -0.03 dB

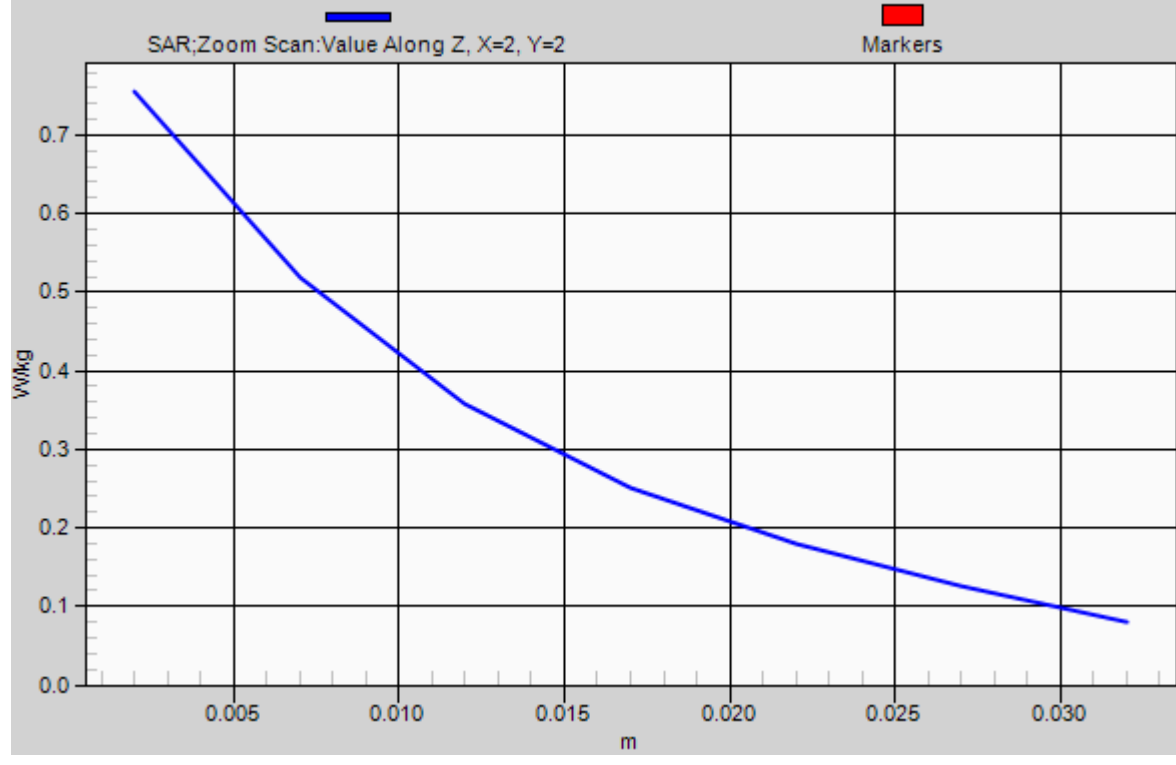
Peak SAR (extrapolated) = 0.888 mW/g

SAR(1 g) = 0.599 mW/g; SAR(10 g) = 0.392 mW/g

Maximum value of SAR (measured) = 0.755 W/kg



1g/10g Averaged SAR



P602 WCDMA II_RMC12.2k_Horizontal Down_0.5cm_Ch9400

DUT: 120723C17

Communication System: WCDMA; Frequency: 1880 MHz; Duty Cycle: 1:1

Medium: B1900_0820 Medium parameters used: $f = 1880$ MHz; $\sigma = 1.52$ mho/m; $\epsilon_r = 52.896$; $\rho = 1000$ kg/m³

Ambient Temperature : 21.8 °C ; Liquid Temperature : 20.8 °C

DASY5 Configuration:

- Probe: EX3DV4 - SN3650; ConvF(7.46, 7.46, 7.46); Calibrated: 2011/10/26;
- Sensor-Surface: 2mm (Mechanical Surface Detection)
- Electronics: DAE4 Sn910; Calibrated: 2011/12/07
- Phantom: ELI v4.0; Type: QDOVA001BA; Serial: TP:1043
- Measurement SW: DASY52, Version 52.8 (2); SEMCAD X Version 14.6.6 (6824)

Ch9400/Area Scan (31x61x1): Measurement grid: dx=20mm, dy=20mm

Maximum value of SAR (interpolated) = 1.01 W/kg

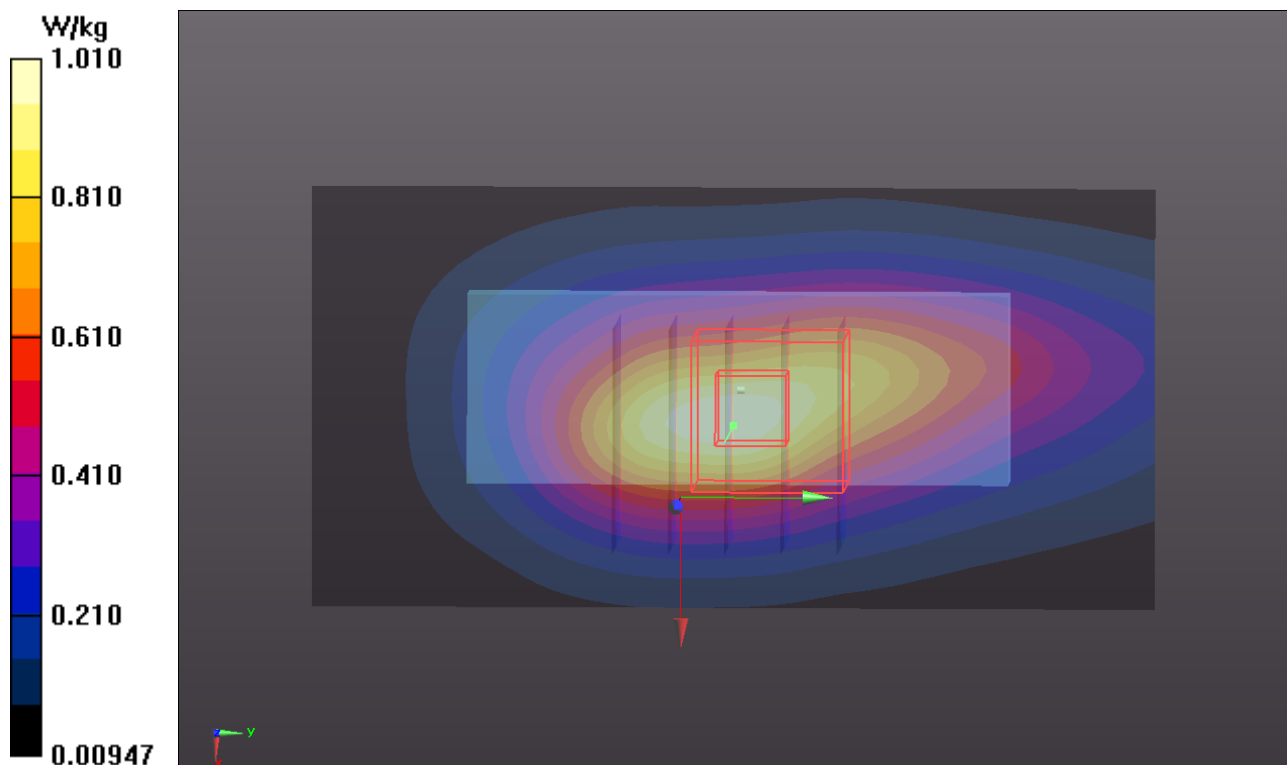
Ch9400/Zoom Scan (5x5x7)/Cube 0: Measurement grid: dx=8mm, dy=8mm, dz=5mm

Reference Value = 26.145 V/m; Power Drift = -0.04 dB

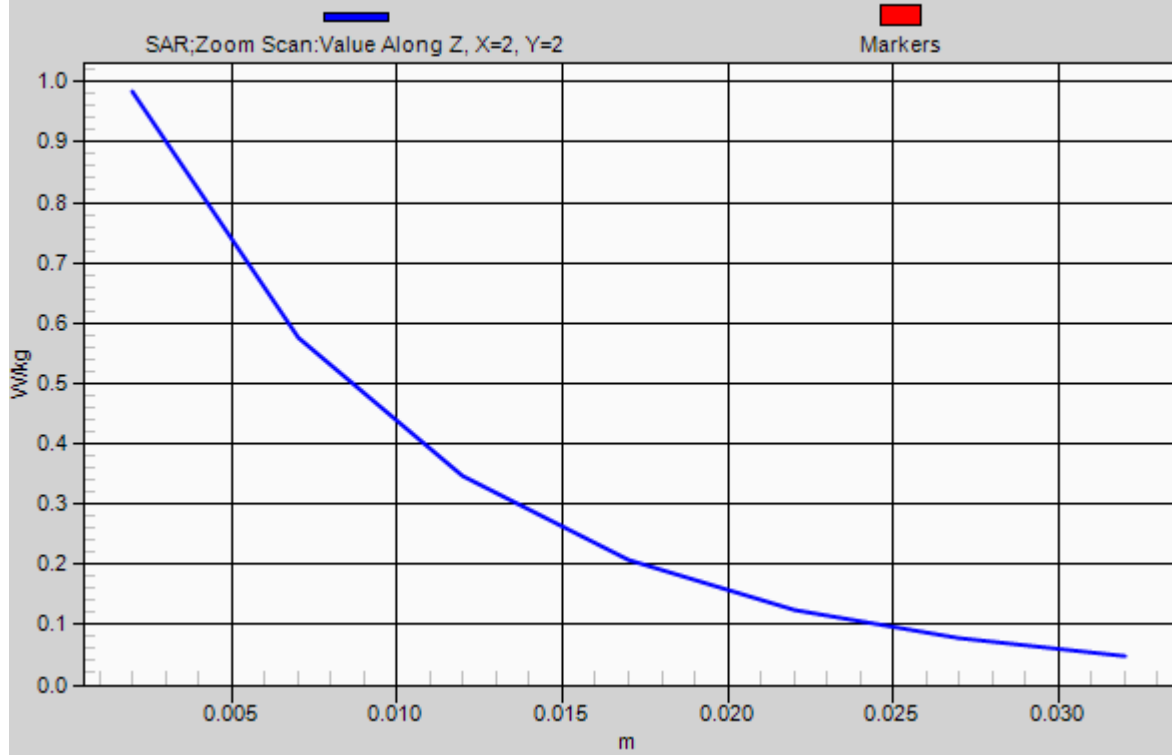
Peak SAR (extrapolated) = 1.237 mW/g

SAR(1 g) = 0.728 mW/g; SAR(10 g) = 0.415 mW/g

Maximum value of SAR (measured) = 0.983 W/kg



1g/10g Averaged SAR



P603 WCDMA IV_RMC12.2k_Horizontal Up_0.5cm_Ch1412

DUT: 120723C17

Communication System: WCDMA; Frequency: 1732.4 MHz; Duty Cycle: 1:1

Medium: B1750_0820 Medium parameters used: $f = 1733$ MHz; $\sigma = 1.453$ mho/m; $\epsilon_r = 53.722$; $\rho = 1000$ kg/m³

Ambient Temperature : 21.7 °C ; Liquid Temperature : 20.7 °C

DASY5 Configuration:

- Probe: EX3DV4 - SN3650; ConvF(7.49, 7.49, 7.49); Calibrated: 2011/10/26;
- Sensor-Surface: 2mm (Mechanical Surface Detection)
- Electronics: DAE4 Sn910; Calibrated: 2011/12/07
- Phantom: ELI v4.0; Type: QDOVA001BA; Serial: TP:1043
- Measurement SW: DASY52, Version 52.8 (2); SEMCAD X Version 14.6.6 (6824)

Ch1412/Area Scan (31x61x1): Measurement grid: dx=20mm, dy=20mm

Maximum value of SAR (interpolated) = 0.784 W/kg

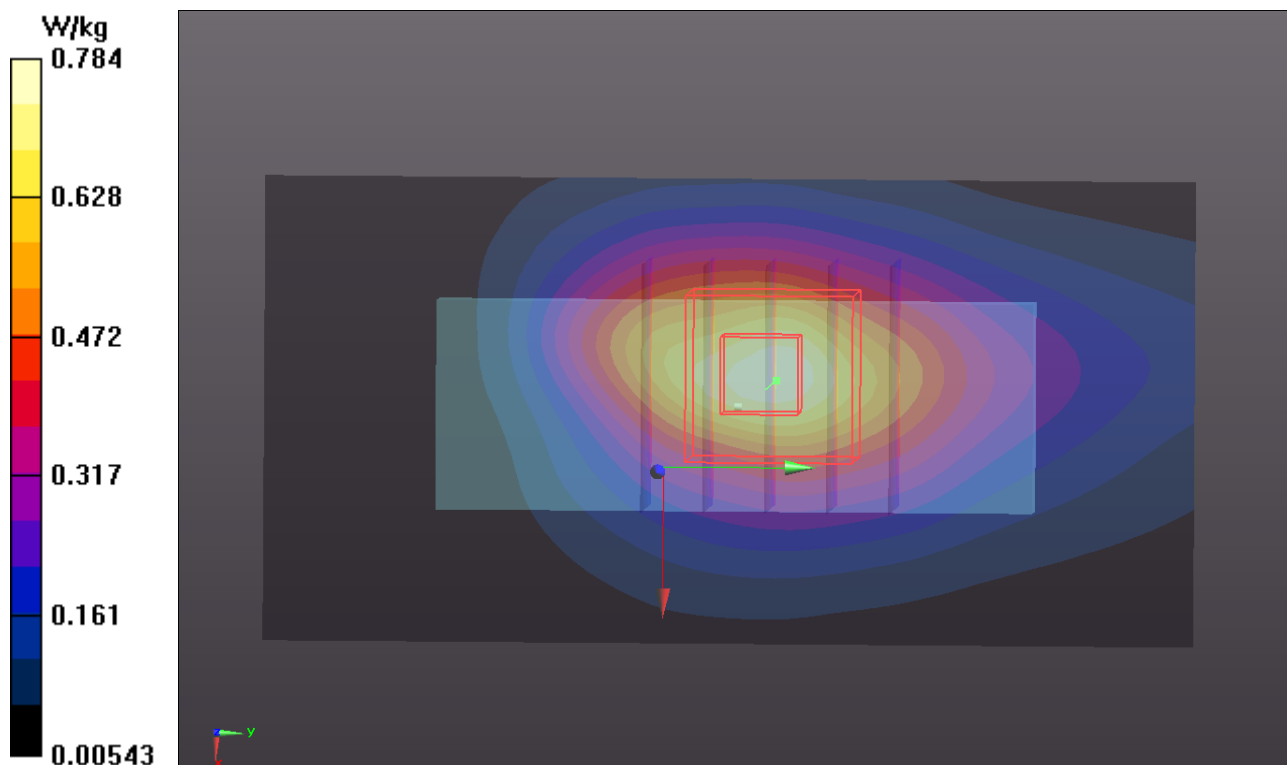
Ch1412/Zoom Scan (5x5x7)/Cube 0: Measurement grid: dx=8mm, dy=8mm, dz=5mm

Reference Value = 20.909 V/m; Power Drift = 0.10 dB

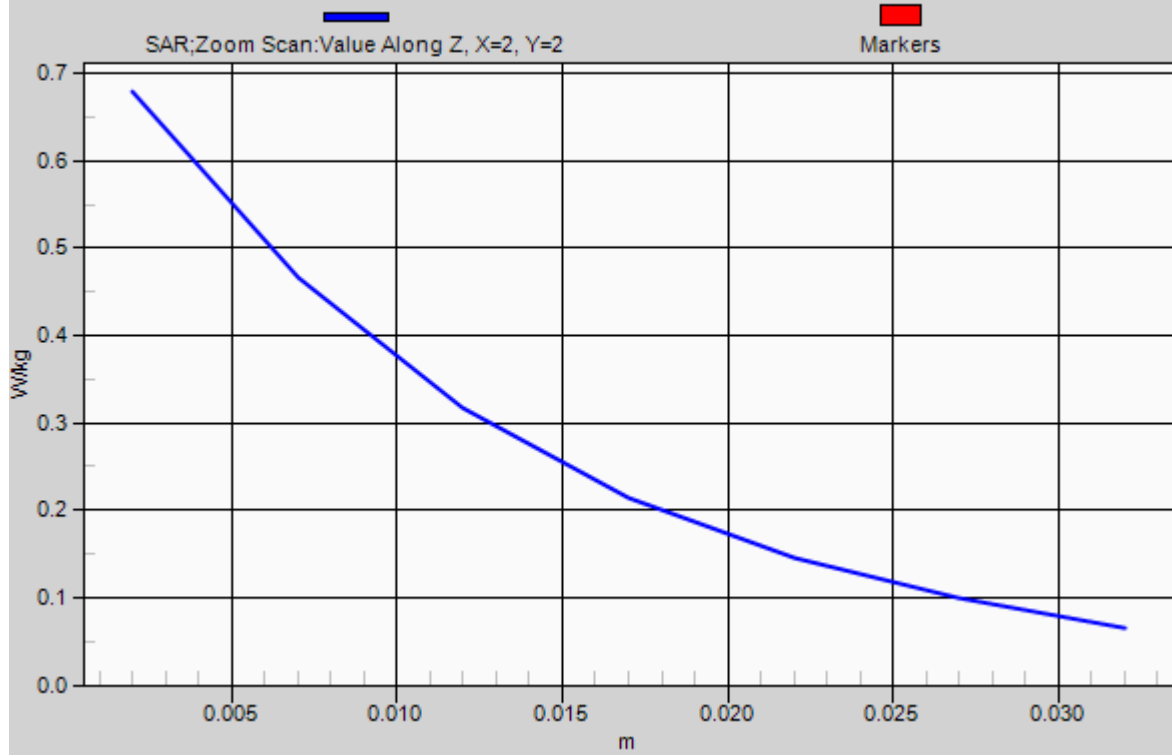
Peak SAR (extrapolated) = 0.828 mW/g

SAR(1 g) = 0.541 mW/g; SAR(10 g) = 0.335 mW/g

Maximum value of SAR (measured) = 0.679 W/kg



1g/10g Averaged SAR



P604 LTE17_QPSK_10M_Horizontal Down_0.5cm_Ch23780_25RB_Offset 12

DUT: 120723C17

Communication System: LTE; Frequency: 709 MHz; Duty Cycle: 1:1

Medium: B750_0820 Medium parameters used: $f = 709$ MHz; $\sigma = 0.931$ mho/m; $\epsilon_r = 55.593$; $\rho =$

1000 kg/m³

Ambient Temperature : 21.9 °C ; Liquid Temperature : 20.8 °C

DASY5 Configuration:

- Probe: EX3DV4 - SN3650; ConvF(9.21, 9.21, 9.21); Calibrated: 2011/10/26;
- Sensor-Surface: 2mm (Mechanical Surface Detection)
- Electronics: DAE4 Sn910; Calibrated: 2011/12/07
- Phantom: SAM with CRP v5.0 Front; Type: QD000P40CD; Serial: TP:1653
- Measurement SW: DASY52, Version 52.8 (2); SEMCAD X Version 14.6.6 (6824)

Ch23780/Area Scan (31x61x1): Measurement grid: dx=20mm, dy=20mm

Maximum value of SAR (interpolated) = 0.312 W/kg

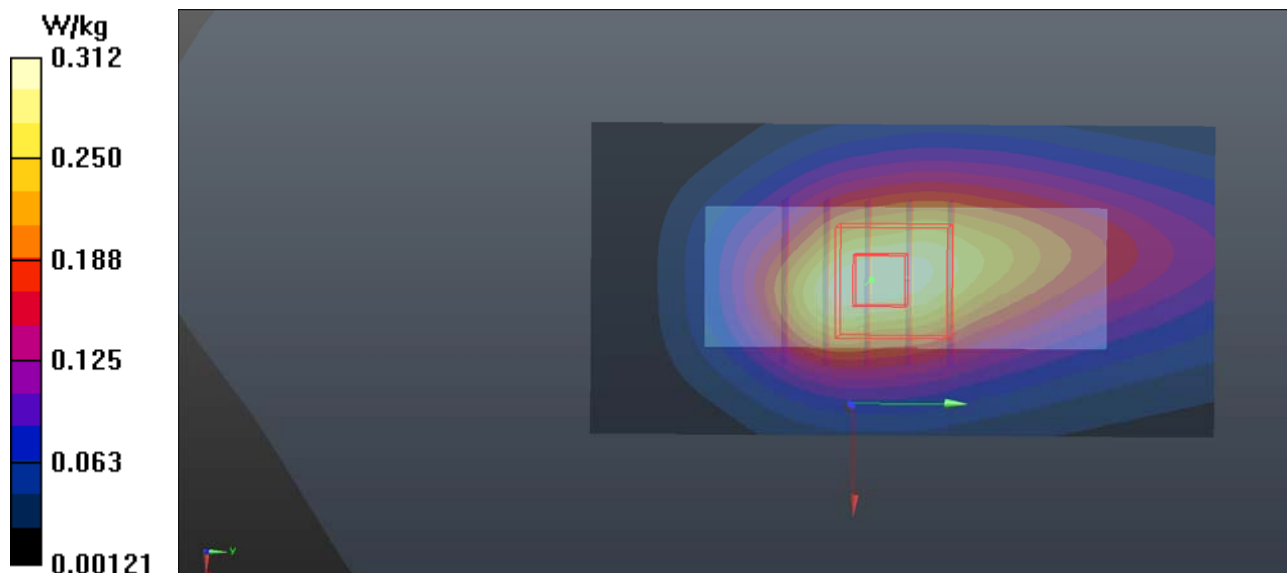
Ch23780/Zoom Scan (5x5x7)/Cube 0: Measurement grid: dx=8mm, dy=8mm, dz=5mm

Reference Value = 18.796 V/m; Power Drift = -0.07 dB

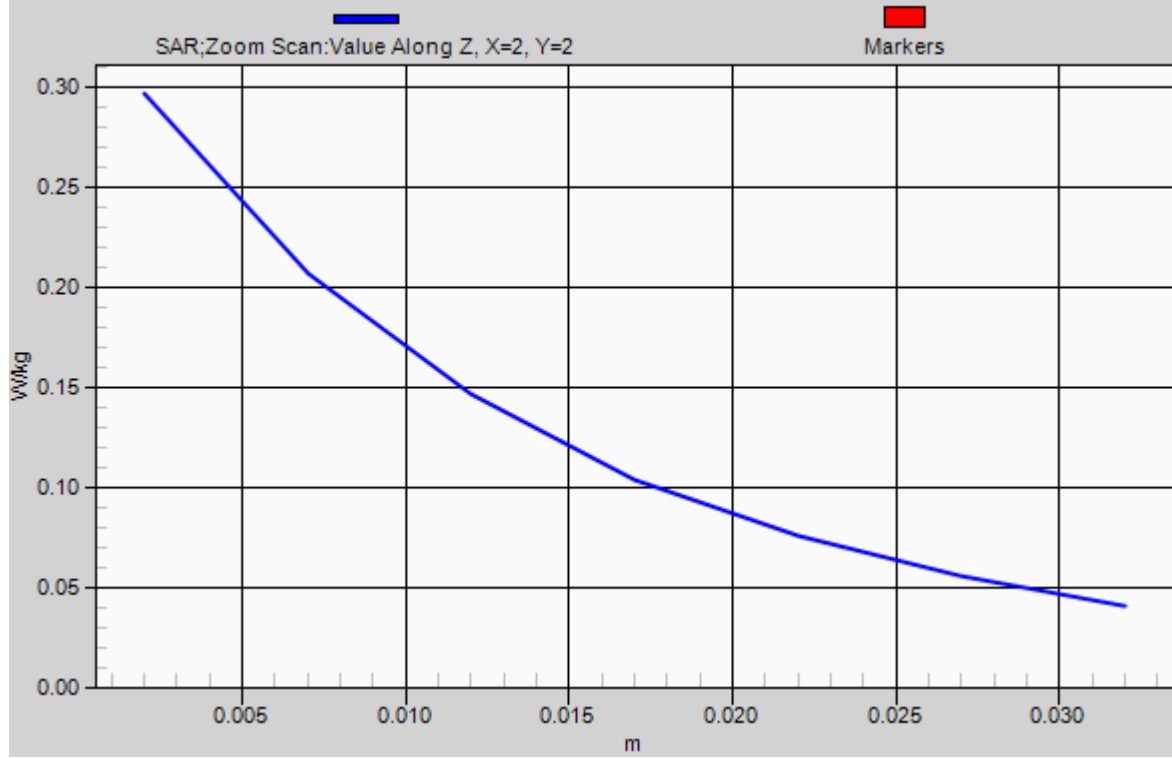
Peak SAR (extrapolated) = 0.344 mW/g

SAR(1 g) = 0.237 mW/g; SAR(10 g) = 0.158 mW/g

Maximum value of SAR (measured) = 0.297 W/kg



1g/10g Averaged SAR



P605 LTE4_QPSK_10M_Horizontal Up _0.5cm_Ch20000_1RB_Offset 49

DUT: 120723C17

Communication System: LTE; Frequency: 1715 MHz; Duty Cycle: 1:1

Medium: B1750_0820 Medium parameters used: $f = 1715$ MHz; $\sigma = 1.434$ mho/m; $\epsilon_r = 53.768$; $\rho = 1000$ kg/m³

Ambient Temperature : 21.7 °C ; Liquid Temperature : 20.7 °C

DASY5 Configuration:

- Probe: EX3DV4 - SN3650; ConvF(7.49, 7.49, 7.49); Calibrated: 2011/10/26;
- Sensor-Surface: 2mm (Mechanical Surface Detection)
- Electronics: DAE4 Sn910; Calibrated: 2011/12/07
- Phantom: ELI v4.0; Type: QDOVA001BA; Serial: TP:1043
- Measurement SW: DASY52, Version 52.8 (2); SEMCAD X Version 14.6.6 (6824)

Ch20000/Area Scan (31x61x1): Measurement grid: dx=20mm, dy=20mm

Maximum value of SAR (interpolated) = 0.917 W/kg

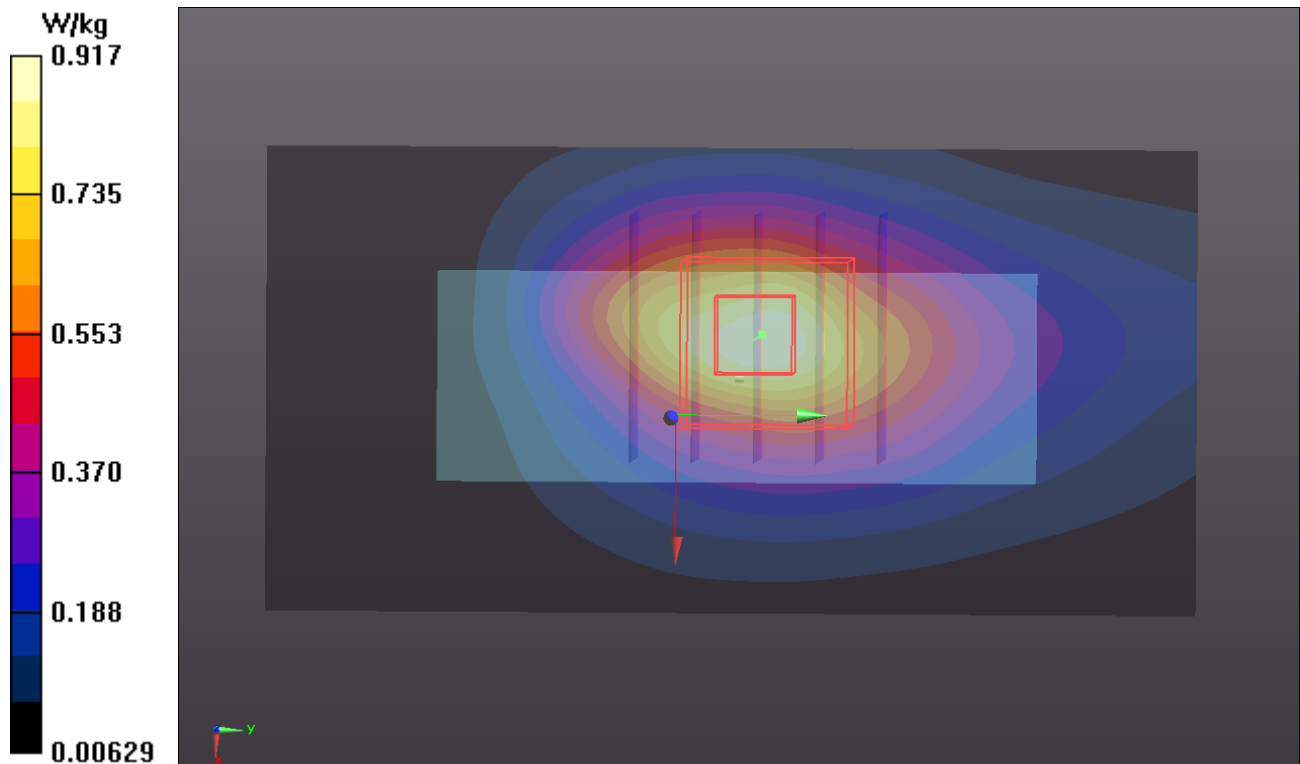
Ch20000/Zoom Scan (5x5x7)/Cube 0: Measurement grid: dx=8mm, dy=8mm, dz=5mm

Reference Value = 22.492 V/m; Power Drift = -0.01 dB

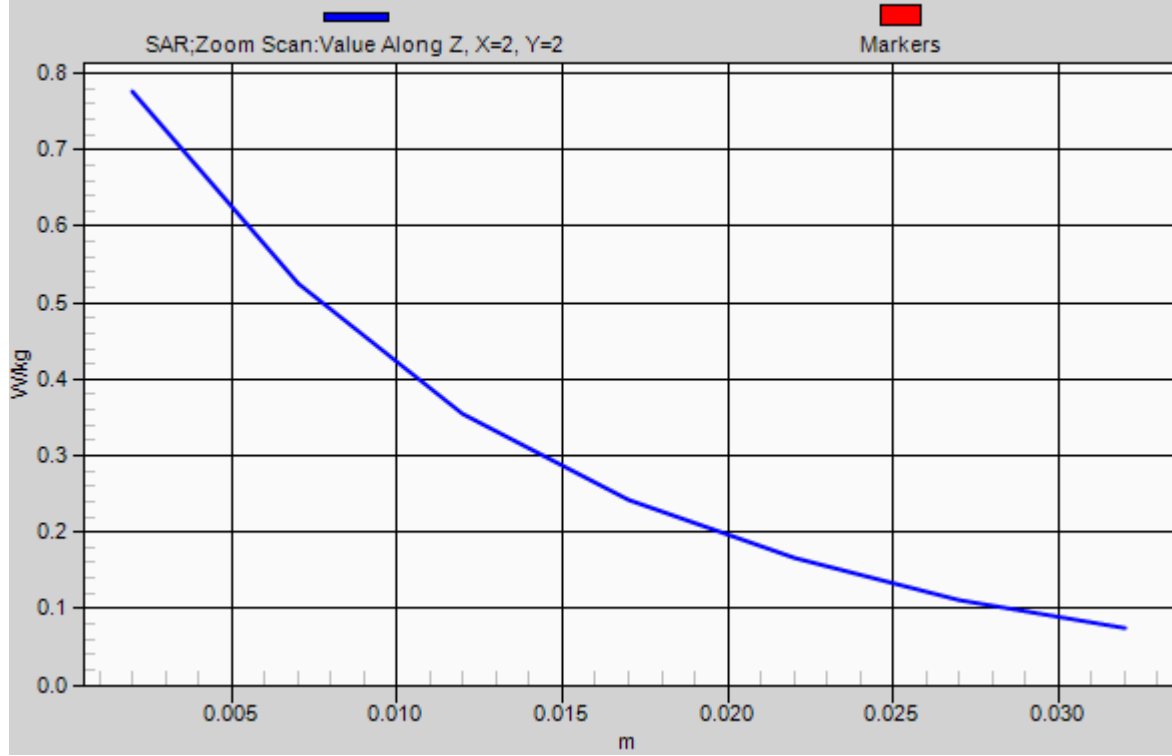
Peak SAR (extrapolated) = 0.927 mW/g

SAR(1 g) = 0.605 mW/g; SAR(10 g) = 0.374 mW/g

Maximum value of SAR (measured) = 0.776 W/kg



1g/10g Averaged SAR



P201 LTE12_QPSK_10M_Horizontal Up _0.5cm_Ch23060_25RB_Offset 12

DUT: 120723C17

Communication System: LTE; Frequency: 704 MHz; Duty Cycle: 1:1

Medium: B750_0808 Medium parameters used: $f = 704 \text{ MHz}$; $\sigma = 0.927 \text{ mho/m}$; $\epsilon_r = 55.631$; $\rho = 1000 \text{ kg/m}^3$

Ambient Temperature : $22.3 \text{ }^\circ\text{C}$; Liquid Temperature : $21.4 \text{ }^\circ\text{C}$

DASY5 Configuration:

- Probe: EX3DV4 - SN3590; ConvF(10.61, 10.61, 10.61); Calibrated: 2012/02/23;
- Sensor-Surface: 2mm (Mechanical Surface Detection)
- Electronics: DAE3 Sn579; Calibrated: 2012/04/27
- Phantom: SAM with CRP v5.0 Front; Type: QD000P40CD; Serial: TP:1653
- Measurement SW: DASY52, Version 52.8 (1); SEMCAD X Version 14.6.5 (6469)

Ch23060/Area Scan (31x51x1): Measurement grid: $dx=20\text{mm}$, $dy=20\text{mm}$

Maximum value of SAR (interpolated) = 0.189 mW/g

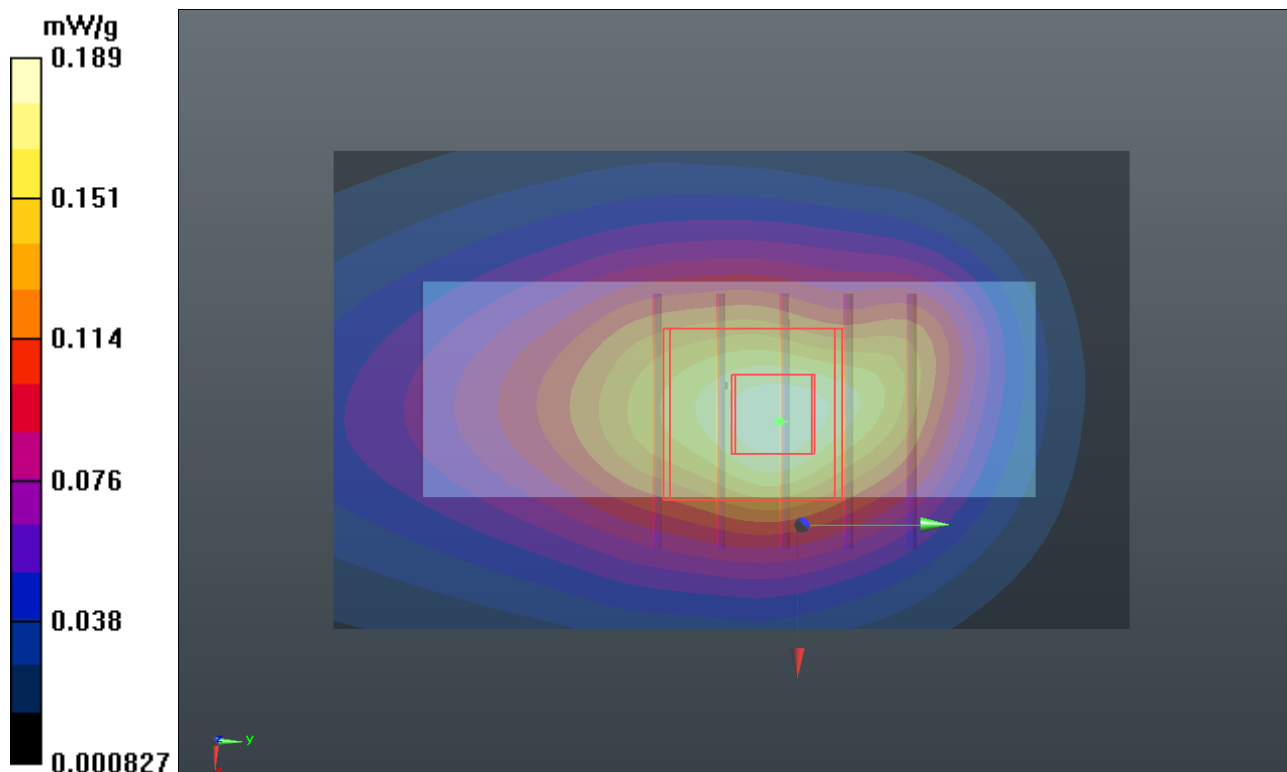
Ch23060/Zoom Scan (5x5x7)/Cube 0: Measurement grid: $dx=8\text{mm}$, $dy=8\text{mm}$, $dz=5\text{mm}$

Reference Value = 14.192 V/m ; Power Drift = -0.11 dB

Peak SAR (extrapolated) = 0.205 mW/g

SAR(1 g) = 0.138 mW/g ; SAR(10 g) = 0.090 mW/g

Maximum value of SAR (measured) = 0.175 mW/g



P202 LTE12_QPSK_10M_Horizontal Down _0.5cm_Ch23060_25RB_Offset 12

DUT: 120723C17

Communication System: LTE; Frequency: 704 MHz; Duty Cycle: 1:1

Medium: B750_0808 Medium parameters used: $f = 704$ MHz; $\sigma = 0.927$ mho/m; $\epsilon_r = 55.631$; $\rho = 1000$ kg/m³

Ambient Temperature : 22.3 °C ; Liquid Temperature : 21.4 °C

DASY5 Configuration:

- Probe: EX3DV4 - SN3590; ConvF(10.61, 10.61, 10.61); Calibrated: 2012/02/23;
- Sensor-Surface: 2mm (Mechanical Surface Detection)
- Electronics: DAE3 Sn579; Calibrated: 2012/04/27
- Phantom: SAM with CRP v5.0 Front; Type: QD000P40CD; Serial: TP:1653
- Measurement SW: DASY52, Version 52.8 (1); SEMCAD X Version 14.6.5 (6469)

Ch23060/Area Scan (31x51x1): Measurement grid: dx=20mm, dy=20mm

Maximum value of SAR (interpolated) = 0.289 mW/g

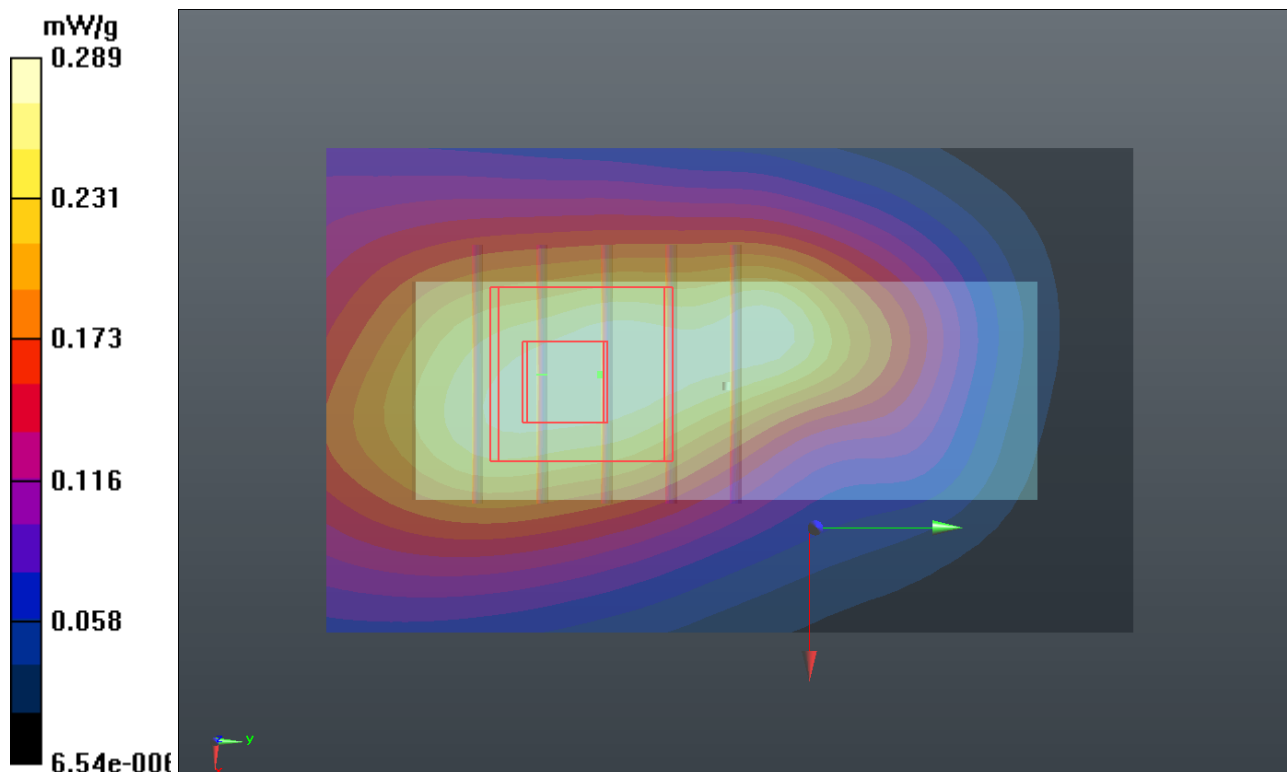
Ch23060/Zoom Scan (5x5x7)/Cube 0: Measurement grid: dx=8mm, dy=8mm, dz=5mm

Reference Value = 17.845 V/m; Power Drift = 0.03 dB

Peak SAR (extrapolated) = 0.360 mW/g

SAR(1 g) = 0.250 mW/g; SAR(10 g) = 0.171 mW/g

Maximum value of SAR (measured) = 0.306 mW/g



P203 LTE12_QPSK_10M_Vertical Front _0.5cm_Ch23060_25RB_Offset 12

DUT: 120723C17

Communication System: LTE; Frequency: 704 MHz; Duty Cycle: 1:1

Medium: B750_0808 Medium parameters used: $f = 704 \text{ MHz}$; $\sigma = 0.927 \text{ mho/m}$; $\epsilon_r = 55.631$; $\rho = 1000 \text{ kg/m}^3$

Ambient Temperature : 22.3 °C ; Liquid Temperature : 21.4 °C

DASY5 Configuration:

- Probe: EX3DV4 - SN3590; ConvF(10.61, 10.61, 10.61); Calibrated: 2012/02/23;
- Sensor-Surface: 2mm (Mechanical Surface Detection)
- Electronics: DAE3 Sn579; Calibrated: 2012/04/27
- Phantom: SAM with CRP v5.0 Front; Type: QD000P40CD; Serial: TP:1653
- Measurement SW: DASY52, Version 52.8 (1); SEMCAD X Version 14.6.5 (6469)

Ch23060/Area Scan (31x51x1): Measurement grid: $dx=20\text{mm}$, $dy=20\text{mm}$

Maximum value of SAR (interpolated) = 0.0900 mW/g

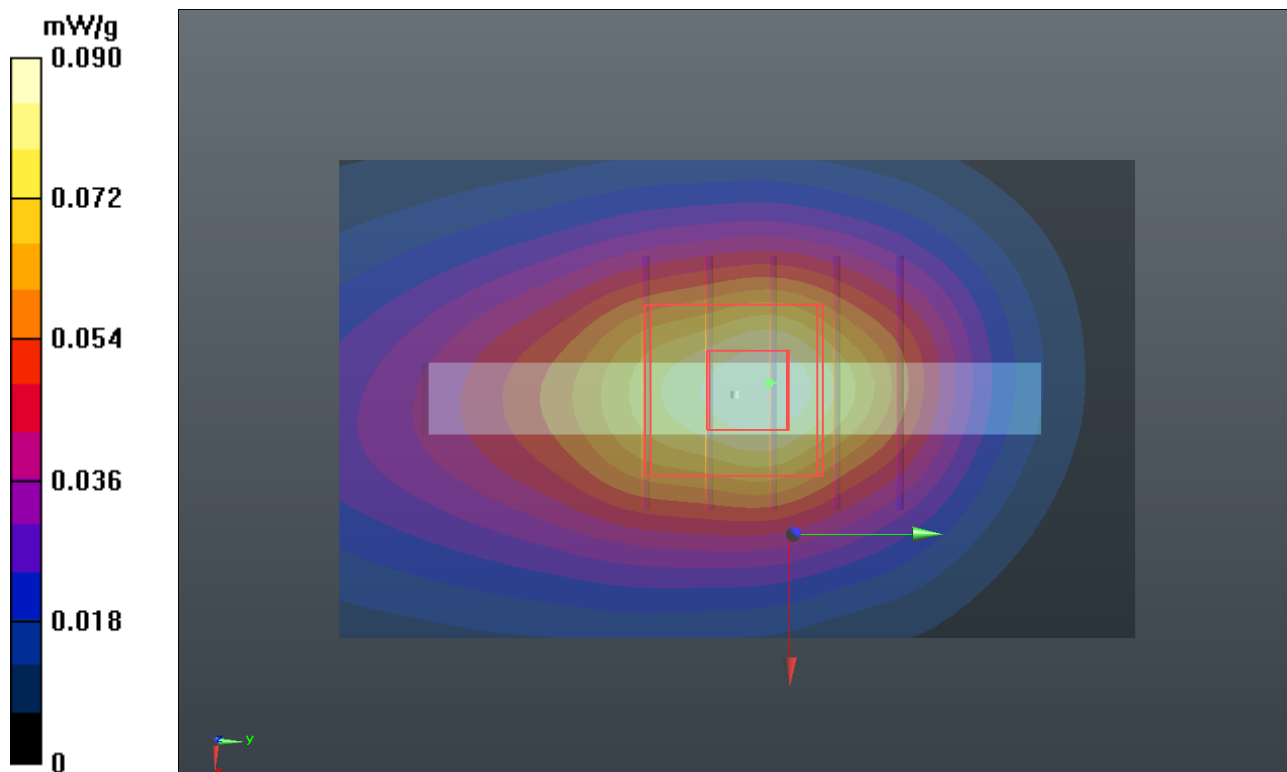
Ch23060/Zoom Scan (5x5x7)/Cube 0: Measurement grid: $dx=8\text{mm}$, $dy=8\text{mm}$, $dz=5\text{mm}$

Reference Value = 10.378 V/m; Power Drift = -0.01 dB

Peak SAR (extrapolated) = 0.111 mW/g

SAR(1 g) = 0.074 mW/g; SAR(10 g) = 0.048 mW/g

Maximum value of SAR (measured) = 0.0934 mW/g



P204 LTE12_QPSK_10M_Vertical Back_0.5cm_Ch23060_25RB_Offset 12

DUT: 120723C17

Communication System: LTE; Frequency: 704 MHz; Duty Cycle: 1:1

Medium: B750_0808 Medium parameters used: $f = 704$ MHz; $\sigma = 0.927$ mho/m; $\epsilon_r = 55.631$; $\rho = 1000$ kg/m³

Ambient Temperature : 22.3 °C ; Liquid Temperature : 21.4 °C

DASY5 Configuration:

- Probe: EX3DV4 - SN3590; ConvF(10.61, 10.61, 10.61); Calibrated: 2012/02/23;
- Sensor-Surface: 2mm (Mechanical Surface Detection)
- Electronics: DAE3 Sn579; Calibrated: 2012/04/27
- Phantom: SAM with CRP v5.0 Front; Type: QD000P40CD; Serial: TP:1653
- Measurement SW: DASY52, Version 52.8 (1); SEMCAD X Version 14.6.5 (6469)

Ch23060/Area Scan (31x51x1): Measurement grid: dx=20mm, dy=20mm

Maximum value of SAR (interpolated) = 0.190 mW/g

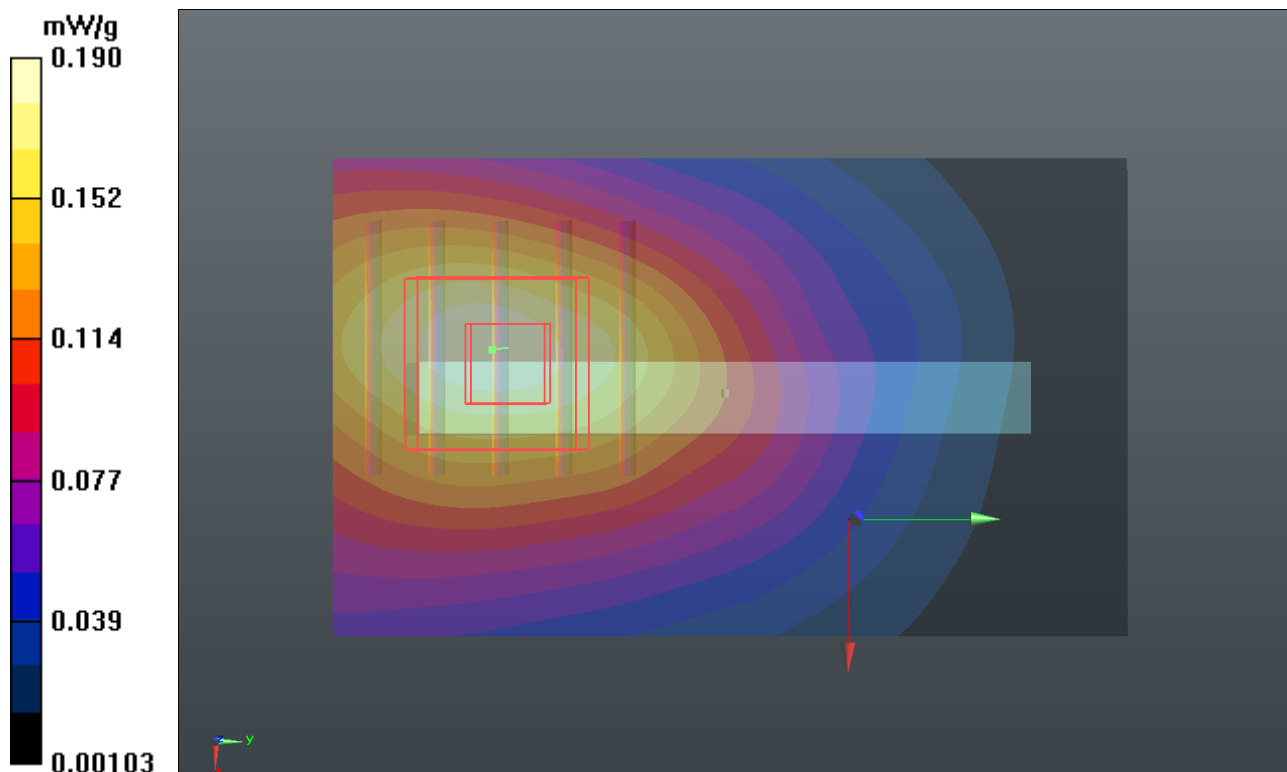
Ch23060/Zoom Scan (5x5x7)/Cube 0: Measurement grid: dx=8mm, dy=8mm, dz=5mm

Reference Value = 11.535 V/m; Power Drift = -0.05 dB

Peak SAR (extrapolated) = 0.228 mW/g

SAR(1 g) = 0.157 mW/g; SAR(10 g) = 0.108 mW/g

Maximum value of SAR (measured) = 0.194 mW/g



P205 LTE12_QPSK_10M_Tip Mode_0.5cm_Ch23060_25RB_Offset 12

DUT: 120723C17

Communication System: LTE; Frequency: 704 MHz; Duty Cycle: 1:1

Medium: B750_0808 Medium parameters used: $f = 704 \text{ MHz}$; $\sigma = 0.927 \text{ mho/m}$; $\epsilon_r = 55.631$; $\rho = 1000 \text{ kg/m}^3$

Ambient Temperature : 22.3 °C ; Liquid Temperature : 21.4 °C

DASY5 Configuration:

- Probe: EX3DV4 - SN3590; ConvF(10.61, 10.61, 10.61); Calibrated: 2012/02/23;
- Sensor-Surface: 2mm (Mechanical Surface Detection)
- Electronics: DAE3 Sn579; Calibrated: 2012/04/27
- Phantom: SAM with CRP v5.0 Front; Type: QD000P40CD; Serial: TP:1653
- Measurement SW: DASY52, Version 52.8 (1); SEMCAD X Version 14.6.5 (6469)

Ch23060/Area Scan (41x41x1): Measurement grid: $dx=20\text{mm}$, $dy=20\text{mm}$

Maximum value of SAR (interpolated) = 0.00868 mW/g

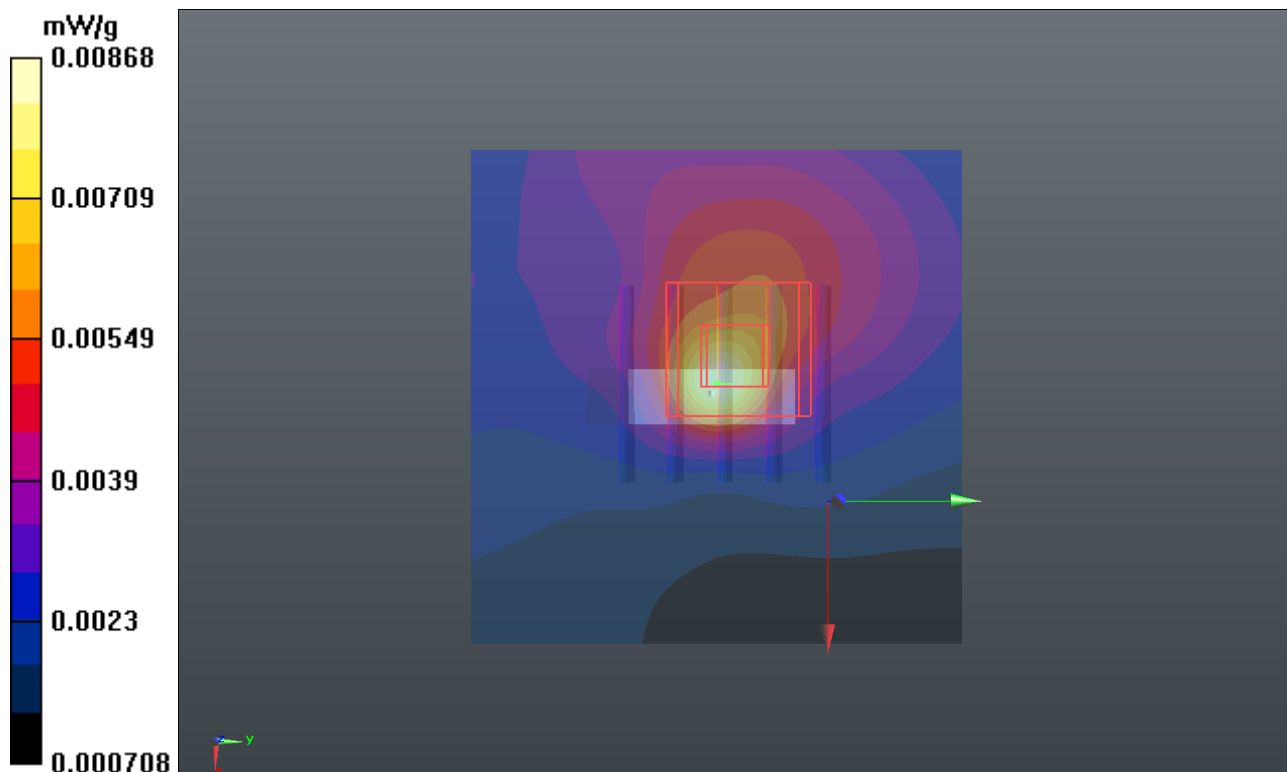
Ch23060/Zoom Scan (5x5x7)/Cube 0: Measurement grid: $dx=8\text{mm}$, $dy=8\text{mm}$, $dz=5\text{mm}$

Reference Value = 2.902 V/m; Power Drift = 0.10 dB

Peak SAR (extrapolated) = 0.015 mW/g

SAR(1 g) = 0.00589 mW/g; SAR(10 g) = 0.00289 mW/g

Maximum value of SAR (measured) = 0.00818 mW/g



P206 LTE12_QPSK_10M_Horizontal Up _0.5cm_Ch23060_1RB_Offset 0

DUT: 120723C17

Communication System: LTE; Frequency: 704 MHz; Duty Cycle: 1:1

Medium: B750_0808 Medium parameters used: $f = 704 \text{ MHz}$; $\sigma = 0.927 \text{ mho/m}$; $\epsilon_r = 55.631$; $\rho = 1000 \text{ kg/m}^3$

Ambient Temperature : $22.3 \text{ }^\circ\text{C}$; Liquid Temperature : $21.4 \text{ }^\circ\text{C}$

DASY5 Configuration:

- Probe: EX3DV4 - SN3590; ConvF(10.61, 10.61, 10.61); Calibrated: 2012/02/23;
- Sensor-Surface: 2mm (Mechanical Surface Detection)
- Electronics: DAE3 Sn579; Calibrated: 2012/04/27
- Phantom: SAM with CRP v5.0 Front; Type: QD000P40CD; Serial: TP:1653
- Measurement SW: DASY52, Version 52.8 (1); SEMCAD X Version 14.6.5 (6469)

Ch23060/Area Scan (31x51x1): Measurement grid: $dx=20\text{mm}$, $dy=20\text{mm}$

Maximum value of SAR (interpolated) = 0.196 mW/g

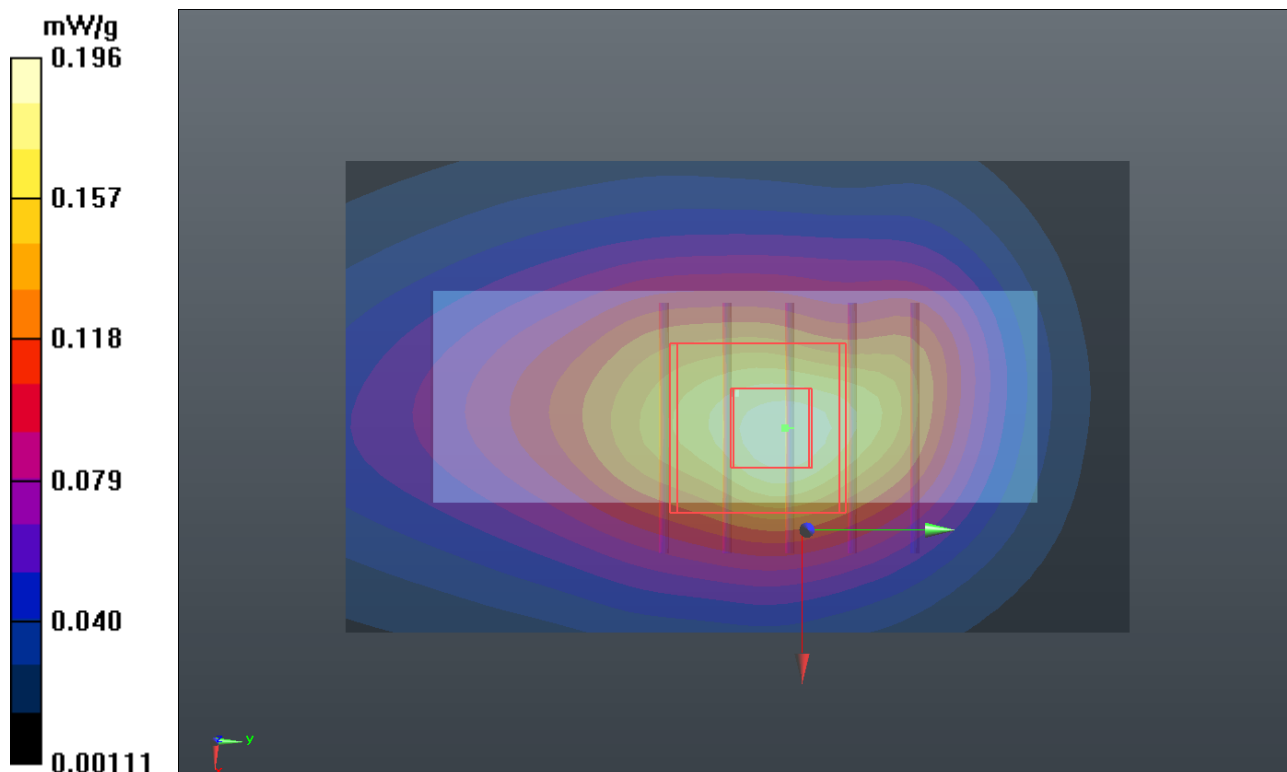
Ch23060/Zoom Scan (5x5x7)/Cube 0: Measurement grid: $dx=8\text{mm}$, $dy=8\text{mm}$, $dz=5\text{mm}$

Reference Value = 14.282 V/m ; Power Drift = -0.19 dB

Peak SAR (extrapolated) = 0.223 mW/g

SAR(1 g) = 0.150 mW/g ; SAR(10 g) = 0.097 mW/g

Maximum value of SAR (measured) = 0.191 mW/g



P207 LTE12_QPSK_10M_Horizontal Down _0.5cm_Ch23060_1RB_Offset 0

DUT: 120723C17

Communication System: LTE; Frequency: 704 MHz; Duty Cycle: 1:1

Medium: B750_0808 Medium parameters used: $f = 704 \text{ MHz}$; $\sigma = 0.927 \text{ mho/m}$; $\epsilon_r = 55.631$; $\rho = 1000 \text{ kg/m}^3$

Ambient Temperature : 22.3 °C ; Liquid Temperature : 21.4 °C

DASY5 Configuration:

- Probe: EX3DV4 - SN3590; ConvF(10.61, 10.61, 10.61); Calibrated: 2012/02/23;
- Sensor-Surface: 2mm (Mechanical Surface Detection)
- Electronics: DAE3 Sn579; Calibrated: 2012/04/27
- Phantom: SAM with CRP v5.0 Front; Type: QD000P40CD; Serial: TP:1653
- Measurement SW: DASY52, Version 52.8 (1); SEMCAD X Version 14.6.5 (6469)

Ch23060/Area Scan (31x51x1): Measurement grid: $dx=20\text{mm}$, $dy=20\text{mm}$

Maximum value of SAR (interpolated) = 0.365 mW/g


Ch23060/Zoom Scan (5x5x7)/Cube 0: Measurement grid: $dx=8\text{mm}$, $dy=8\text{mm}$, $dz=5\text{mm}$

Reference Value = 19.572 V/m; Power Drift = 0.13 dB

Peak SAR (extrapolated) = 0.465 mW/g

SAR(1 g) = 0.296 mW/g; SAR(10 g) = 0.192 mW/g

Maximum value of SAR (measured) = 0.372 mW/g



P208 LTE12_QPSK_10M_Vertical Front _0.5cm_Ch23060_1RB_Offset 0

DUT: 120723C17

Communication System: LTE; Frequency: 704 MHz; Duty Cycle: 1:1

Medium: B750_0808 Medium parameters used: $f = 704 \text{ MHz}$; $\sigma = 0.927 \text{ mho/m}$; $\epsilon_r = 55.631$; $\rho = 1000 \text{ kg/m}^3$

Ambient Temperature : $22.3 \text{ }^\circ\text{C}$; Liquid Temperature : $21.4 \text{ }^\circ\text{C}$

DASY5 Configuration:

- Probe: EX3DV4 - SN3590; ConvF(10.61, 10.61, 10.61); Calibrated: 2012/02/23;
- Sensor-Surface: 2mm (Mechanical Surface Detection)
- Electronics: DAE3 Sn579; Calibrated: 2012/04/27
- Phantom: SAM with CRP v5.0 Front; Type: QD000P40CD; Serial: TP:1653
- Measurement SW: DASY52, Version 52.8 (1); SEMCAD X Version 14.6.5 (6469)

Ch23060/Area Scan (31x51x1): Measurement grid: $dx=20\text{mm}$, $dy=20\text{mm}$

Maximum value of SAR (interpolated) = 0.103 mW/g

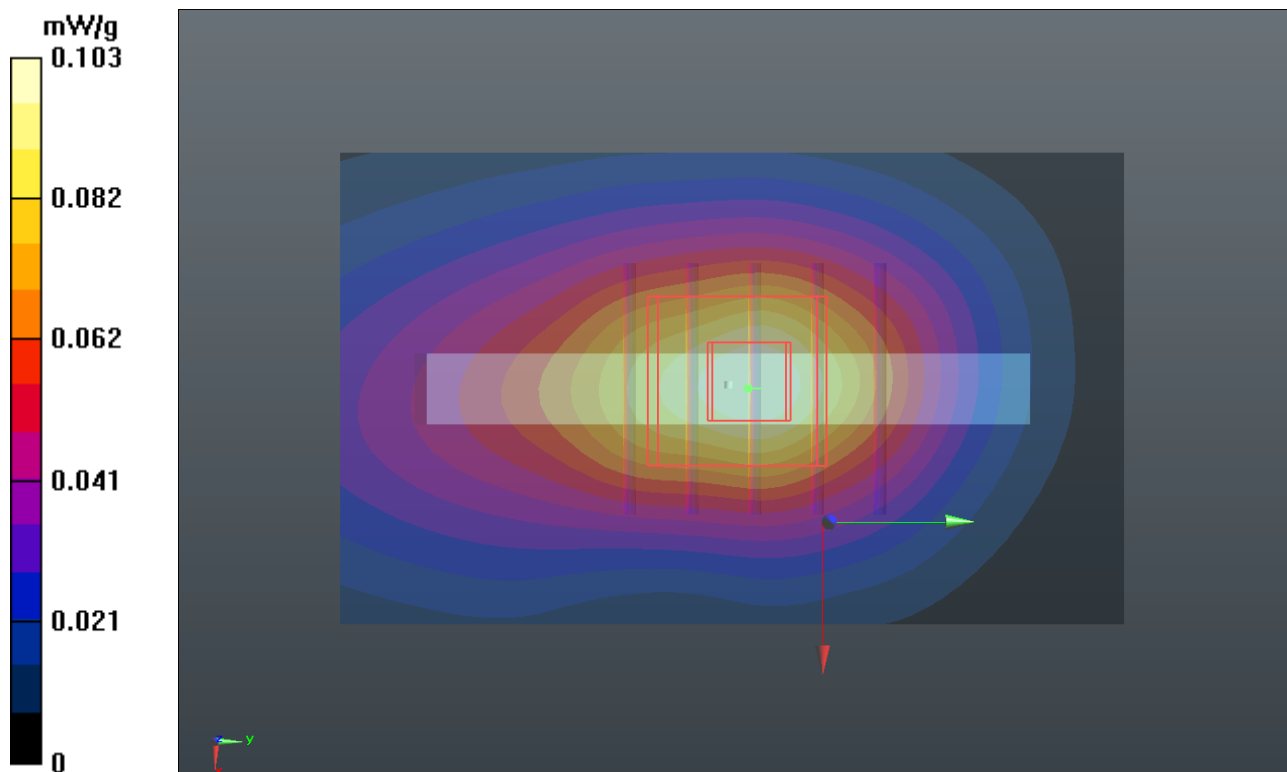
Ch23060/Zoom Scan (5x5x7)/Cube 0: Measurement grid: $dx=8\text{mm}$, $dy=8\text{mm}$, $dz=5\text{mm}$

Reference Value = 10.978 V/m ; Power Drift = 0.08 dB

Peak SAR (extrapolated) = 0.129 mW/g

SAR(1 g) = 0.085 mW/g ; SAR(10 g) = 0.054 mW/g

Maximum value of SAR (measured) = 0.109 mW/g



P209 LTE12_QPSK_10M_Vertical Back _0.5cm_Ch23060_1RB_Offset 0

DUT: 120723C17

Communication System: LTE; Frequency: 704 MHz; Duty Cycle: 1:1

Medium: B750_0808 Medium parameters used: $f = 704 \text{ MHz}$; $\sigma = 0.927 \text{ mho/m}$; $\epsilon_r = 55.631$; $\rho = 1000 \text{ kg/m}^3$

Ambient Temperature : 22.3 °C ; Liquid Temperature : 21.4 °C

DASY5 Configuration:

- Probe: EX3DV4 - SN3590; ConvF(10.61, 10.61, 10.61); Calibrated: 2012/02/23;
- Sensor-Surface: 2mm (Mechanical Surface Detection)
- Electronics: DAE3 Sn579; Calibrated: 2012/04/27
- Phantom: SAM with CRP v5.0 Front; Type: QD000P40CD; Serial: TP:1653
- Measurement SW: DASY52, Version 52.8 (1); SEMCAD X Version 14.6.5 (6469)

Ch23060/Area Scan (31x51x1): Measurement grid: $dx=20\text{mm}$, $dy=20\text{mm}$

Maximum value of SAR (interpolated) = 0.231 mW/g

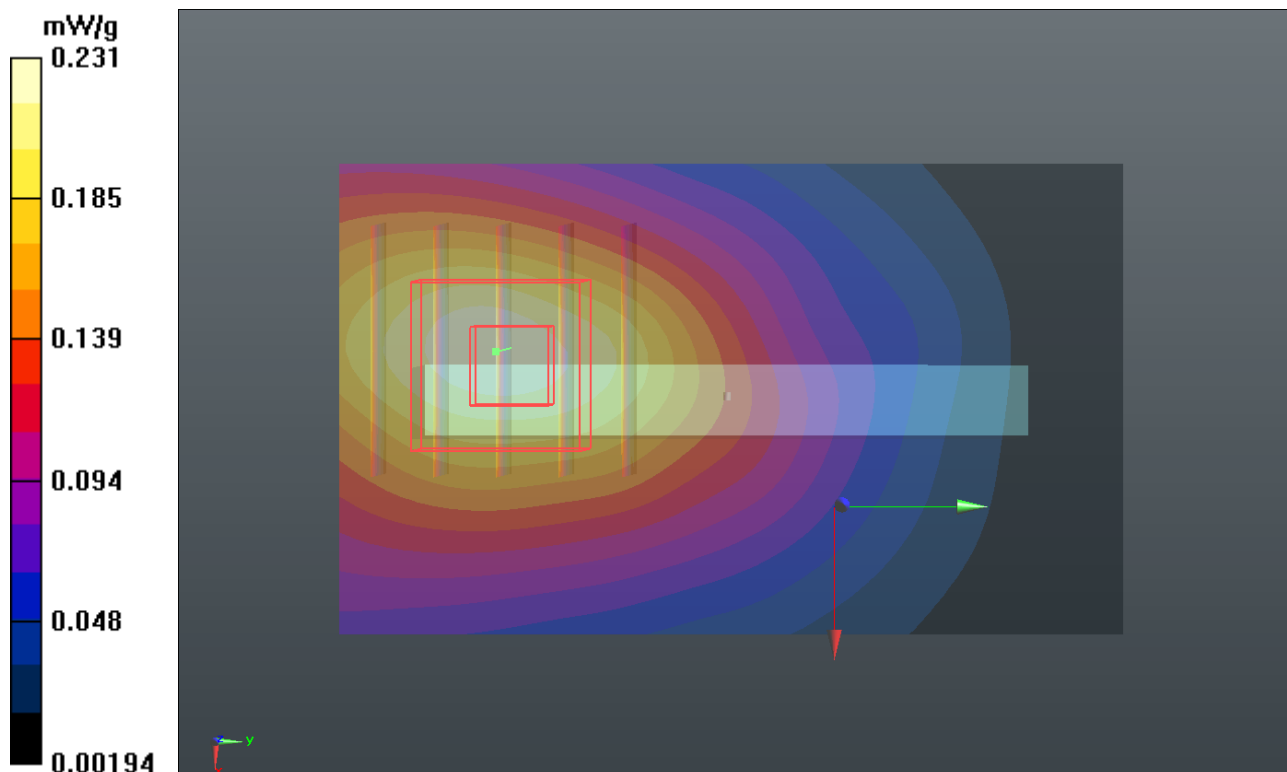
Ch23060/Zoom Scan (5x5x7)/Cube 0: Measurement grid: $dx=8\text{mm}$, $dy=8\text{mm}$, $dz=5\text{mm}$

Reference Value = 12.604 V/m; Power Drift = 0.07 dB

Peak SAR (extrapolated) = 0.280 mW/g

SAR(1 g) = 0.193 mW/g; SAR(10 g) = 0.133 mW/g

Maximum value of SAR (measured) = 0.238 mW/g



P210 LTE12_QPSK_10M_Tip Mode _0.5cm_Ch23060_1RB_Offset 0

DUT: 120723C17

Communication System: LTE; Frequency: 704 MHz; Duty Cycle: 1:1

Medium: B750_0808 Medium parameters used: $f = 704 \text{ MHz}$; $\sigma = 0.927 \text{ mho/m}$; $\epsilon_r = 55.631$; $\rho = 1000 \text{ kg/m}^3$

Ambient Temperature : 22.3 °C ; Liquid Temperature : 21.4 °C

DASY5 Configuration:

- Probe: EX3DV4 - SN3590; ConvF(10.61, 10.61, 10.61); Calibrated: 2012/02/23;
- Sensor-Surface: 2mm (Mechanical Surface Detection)
- Electronics: DAE3 Sn579; Calibrated: 2012/04/27
- Phantom: SAM with CRP v5.0 Front; Type: QD000P40CD; Serial: TP:1653
- Measurement SW: DASY52, Version 52.8 (1); SEMCAD X Version 14.6.5 (6469)

Ch23060/Area Scan (41x41x1): Measurement grid: $dx=20\text{mm}$, $dy=20\text{mm}$

Maximum value of SAR (interpolated) = 0.0107 mW/g

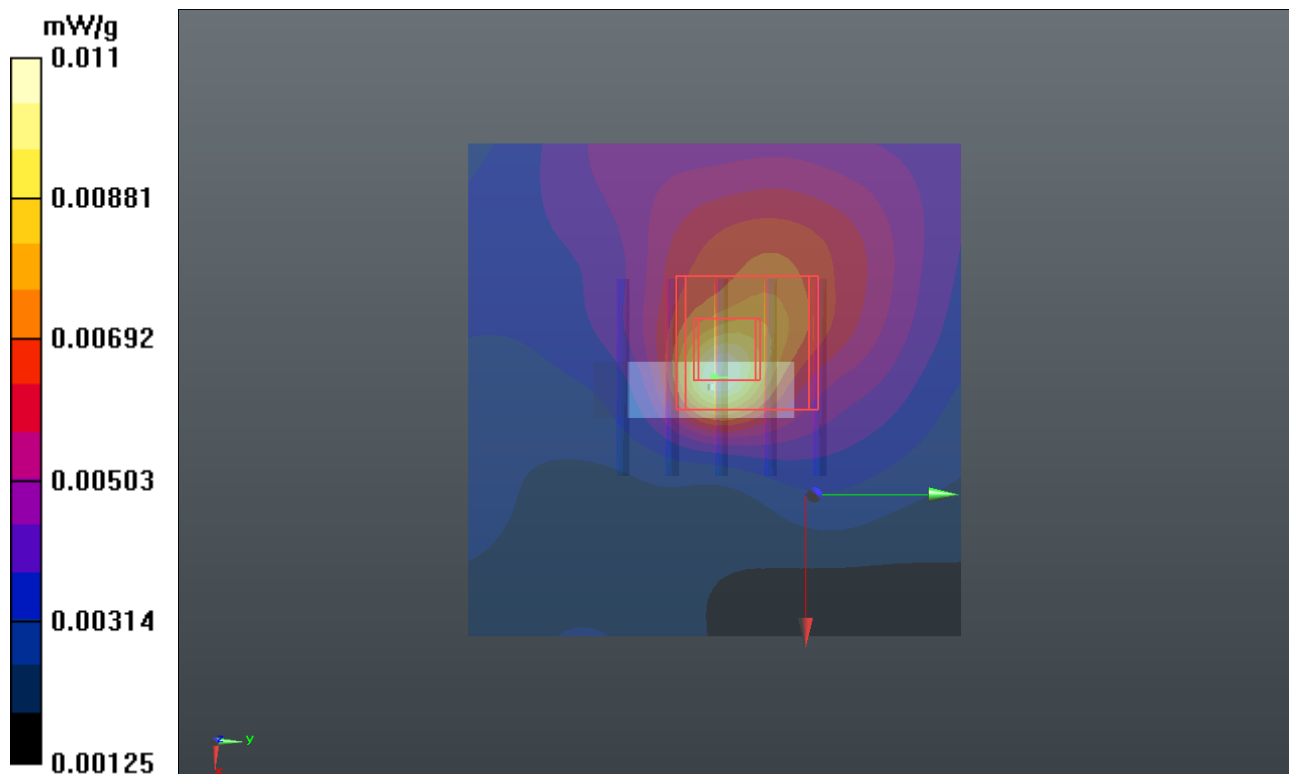
Ch23060/Zoom Scan (5x5x7)/Cube 0: Measurement grid: $dx=8\text{mm}$, $dy=8\text{mm}$, $dz=5\text{mm}$

Reference Value = 3.450 V/m; Power Drift = 0.15 dB

Peak SAR (extrapolated) = 0.017 mW/g

SAR(1 g) = 0.00802 mW/g; SAR(10 g) = 0.0043 mW/g

Maximum value of SAR (measured) = 0.0119 mW/g



P211 LTE12_QPSK_10M_Horizontal Up _0.5cm_Ch23060_1RB_Offset 49

DUT: 120723C17

Communication System: LTE; Frequency: 704 MHz; Duty Cycle: 1:1

Medium: B750_0808 Medium parameters used: $f = 704$ MHz; $\sigma = 0.927$ mho/m; $\epsilon_r = 55.631$; $\rho = 1000$ kg/m³

Ambient Temperature : 22.3 °C ; Liquid Temperature : 21.4 °C

DASY5 Configuration:

- Probe: EX3DV4 - SN3590; ConvF(10.61, 10.61, 10.61); Calibrated: 2012/02/23;
- Sensor-Surface: 2mm (Mechanical Surface Detection)
- Electronics: DAE3 Sn579; Calibrated: 2012/04/27
- Phantom: SAM with CRP v5.0 Front; Type: QD000P40CD; Serial: TP:1653
- Measurement SW: DASY52, Version 52.8 (1); SEMCAD X Version 14.6.5 (6469)

Ch23060/Area Scan (31x51x1): Measurement grid: dx=20mm, dy=20mm

Maximum value of SAR (interpolated) = 0.258 mW/g


Ch23060/Zoom Scan (5x5x7)/Cube 0: Measurement grid: dx=8mm, dy=8mm, dz=5mm

Reference Value = 16.619 V/m; Power Drift = -0.13 dB

Peak SAR (extrapolated) = 0.288 mW/g

SAR(1 g) = 0.198 mW/g; SAR(10 g) = 0.131 mW/g

Maximum value of SAR (measured) = 0.247 mW/g



P212 LTE12_QPSK_10M_Horizontal Down _0.5cm_Ch23060_1RB_Offset 49

DUT: 120723C17

Communication System: LTE; Frequency: 704 MHz; Duty Cycle: 1:1

Medium: B750_0808 Medium parameters used: $f = 704 \text{ MHz}$; $\sigma = 0.927 \text{ mho/m}$; $\epsilon_r = 55.631$; $\rho = 1000 \text{ kg/m}^3$

Ambient Temperature : 22.3 °C ; Liquid Temperature : 21.4 °C

DASY5 Configuration:

- Probe: EX3DV4 - SN3590; ConvF(10.61, 10.61, 10.61); Calibrated: 2012/02/23;
- Sensor-Surface: 2mm (Mechanical Surface Detection)
- Electronics: DAE3 Sn579; Calibrated: 2012/04/27
- Phantom: SAM with CRP v5.0 Front; Type: QD000P40CD; Serial: TP:1653
- Measurement SW: DASY52, Version 52.8 (1); SEMCAD X Version 14.6.5 (6469)

Ch23060/Area Scan (31x51x1): Measurement grid: dx=20mm, dy=20mm

Maximum value of SAR (interpolated) = 0.465 mW/g

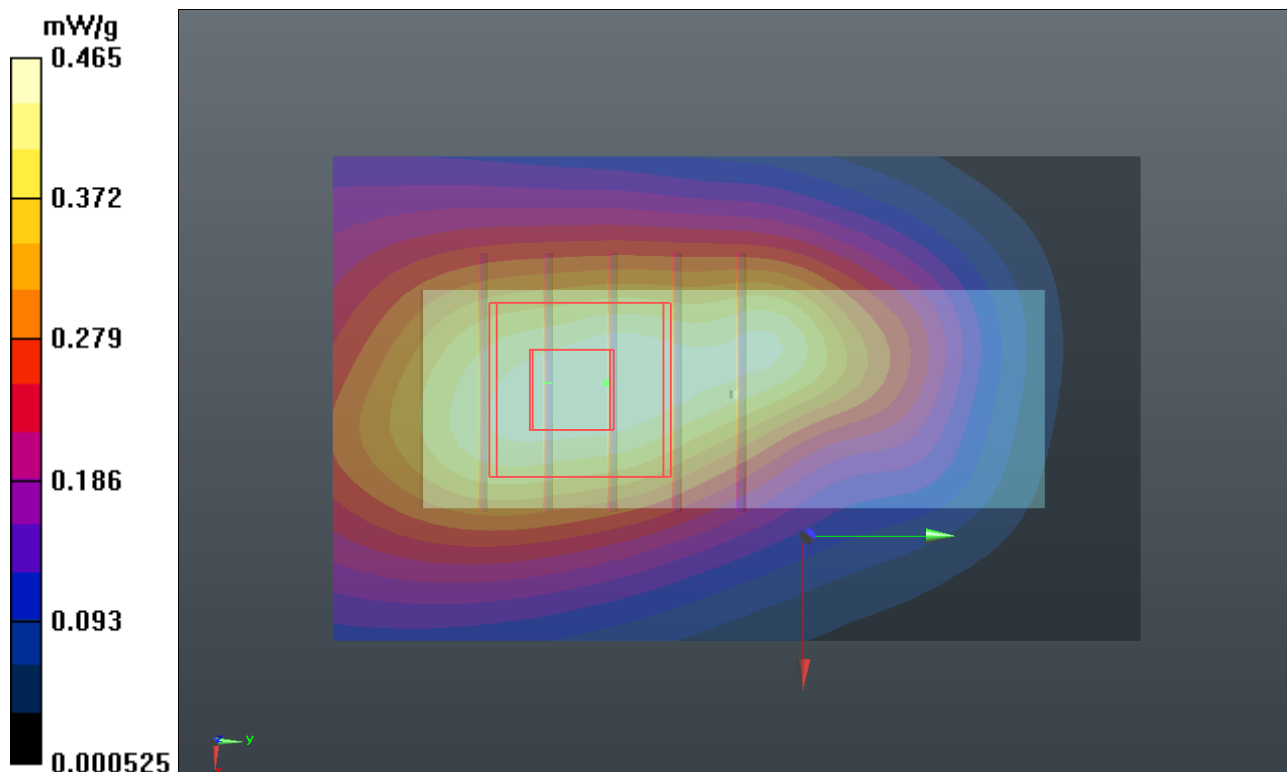
Ch23060/Zoom Scan (5x5x7)/Cube 0: Measurement grid: dx=8mm, dy=8mm, dz=5mm

Reference Value = 22.120 V/m; Power Drift = 0.11 dB

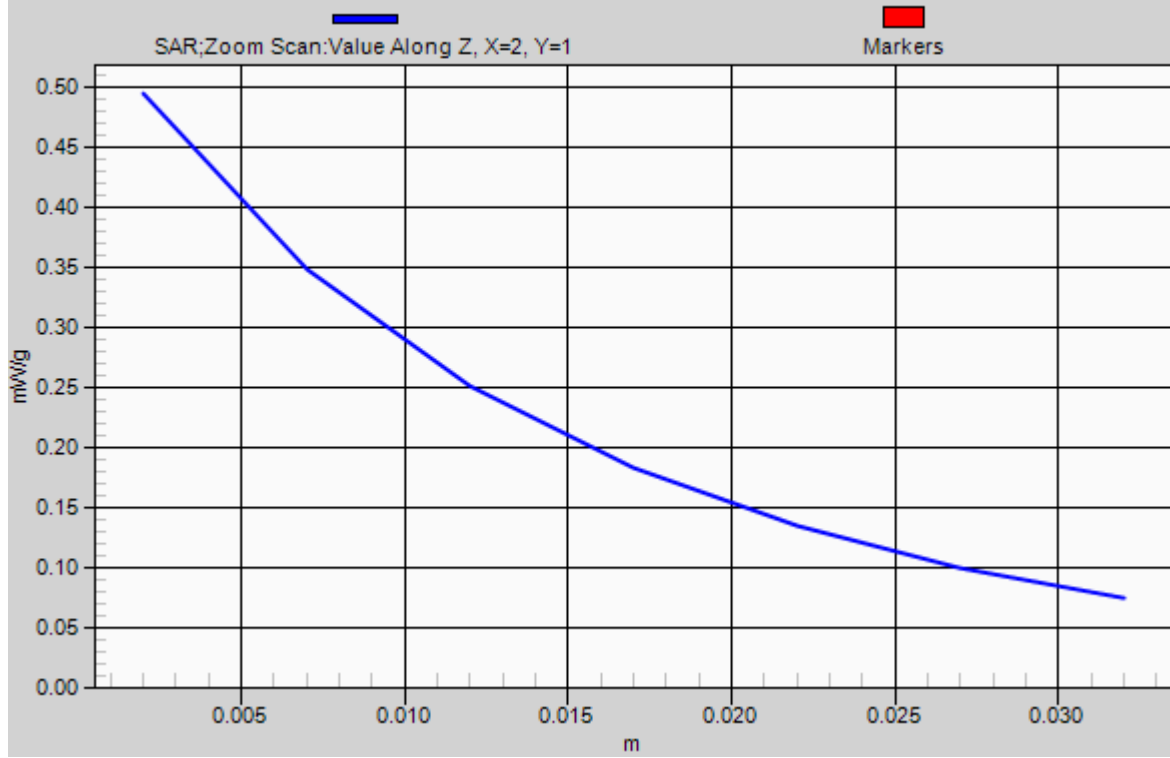
Peak SAR (extrapolated) = 0.579 mW/g

SAR(1 g) = 0.404 mW/g; SAR(10 g) = 0.276 mW/g

Maximum value of SAR (measured) = 0.494 mW/g



1g/10g Averaged SAR



P213 LTE12_QPSK_10M_Vertical Front _0.5cm_Ch23060_1RB_Offset 49

DUT: 120723C17

Communication System: LTE; Frequency: 704 MHz; Duty Cycle: 1:1

Medium: B750_0808 Medium parameters used: $f = 704$ MHz; $\sigma = 0.927$ mho/m; $\epsilon_r = 55.631$; $\rho = 1000$ kg/m³

Ambient Temperature : 22.3 °C ; Liquid Temperature : 21.4 °C

DASY5 Configuration:

- Probe: EX3DV4 - SN3590; ConvF(10.61, 10.61, 10.61); Calibrated: 2012/02/23;
- Sensor-Surface: 2mm (Mechanical Surface Detection)
- Electronics: DAE3 Sn579; Calibrated: 2012/04/27
- Phantom: SAM with CRP v5.0 Front; Type: QD000P40CD; Serial: TP:1653
- Measurement SW: DASY52, Version 52.8 (1); SEMCAD X Version 14.6.5 (6469)

Ch23060/Area Scan (31x51x1): Measurement grid: dx=20mm, dy=20mm

Maximum value of SAR (interpolated) = 0.143 mW/g

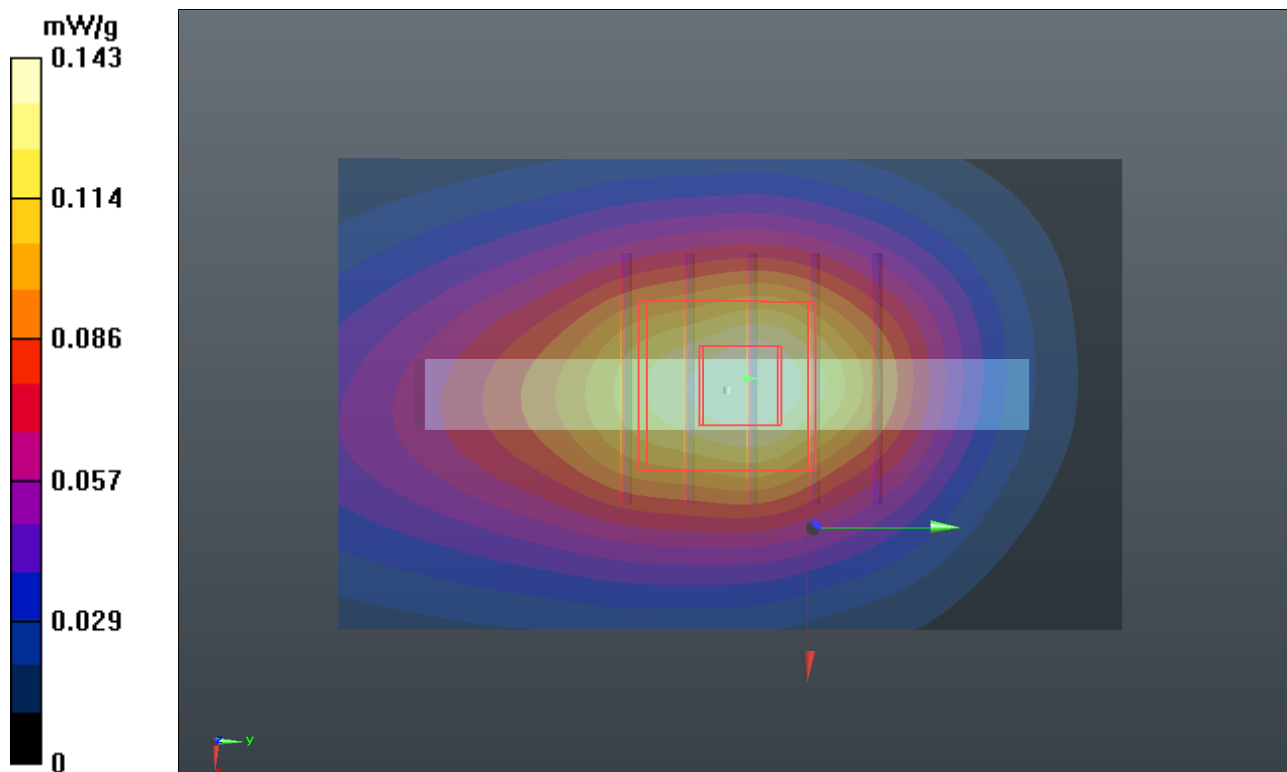
Ch23060/Zoom Scan (5x5x7)/Cube 0: Measurement grid: dx=8mm, dy=8mm, dz=5mm

Reference Value = 13.061 V/m; Power Drift = -0.11 dB

Peak SAR (extrapolated) = 0.178 mW/g

SAR(1 g) = 0.118 mW/g; SAR(10 g) = 0.077 mW/g

Maximum value of SAR (measured) = 0.150 mW/g



P214 LTE12_QPSK_10M_Vertical Back _0.5cm_Ch23060_1RB_Offset 49

DUT: 120723C17

Communication System: LTE; Frequency: 704 MHz; Duty Cycle: 1:1

Medium: B750_0808 Medium parameters used: $f = 704$ MHz; $\sigma = 0.927$ mho/m; $\epsilon_r = 55.631$; $\rho = 1000$ kg/m³

Ambient Temperature : 22.3 °C ; Liquid Temperature : 21.4 °C

DASY5 Configuration:

- Probe: EX3DV4 - SN3590; ConvF(10.61, 10.61, 10.61); Calibrated: 2012/02/23;
- Sensor-Surface: 2mm (Mechanical Surface Detection)
- Electronics: DAE3 Sn579; Calibrated: 2012/04/27
- Phantom: SAM with CRP v5.0 Front; Type: QD000P40CD; Serial: TP:1653
- Measurement SW: DASY52, Version 52.8 (1); SEMCAD X Version 14.6.5 (6469)

Ch23060/Area Scan (31x51x1): Measurement grid: dx=20mm, dy=20mm

Maximum value of SAR (interpolated) = 0.322 mW/g

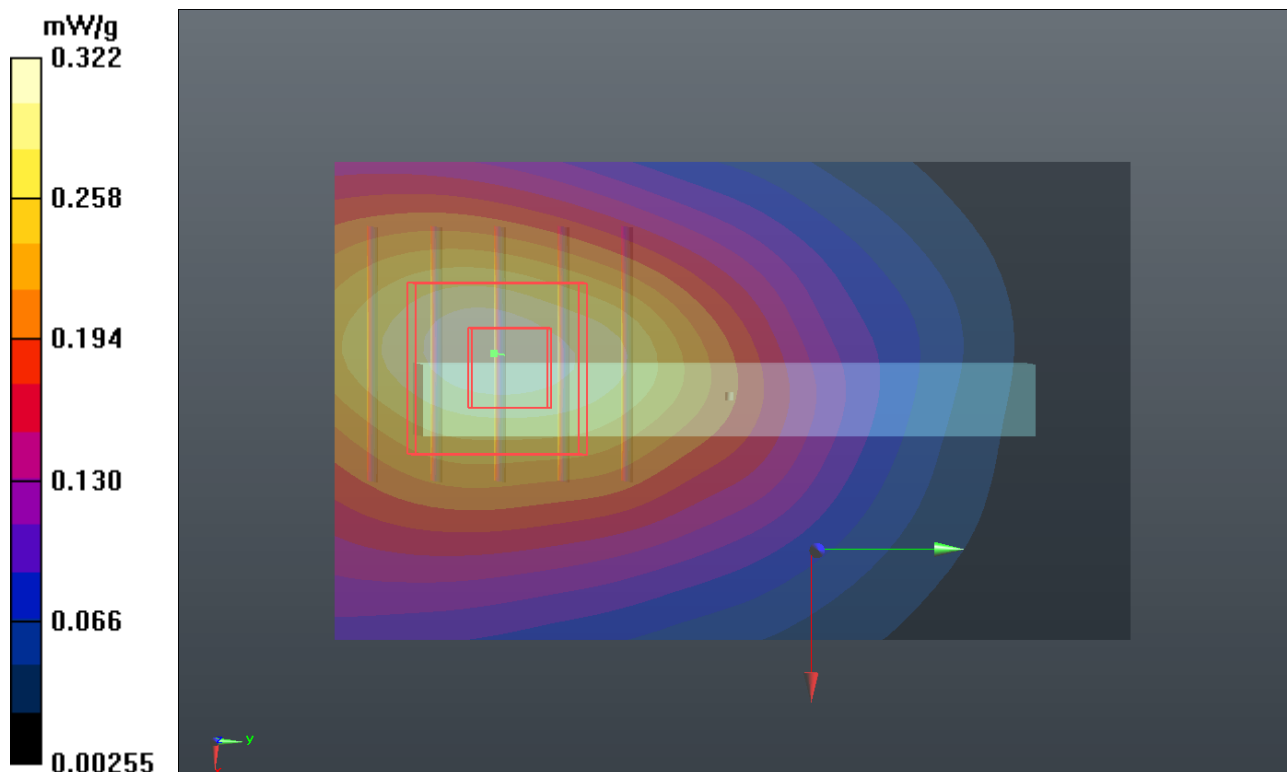
Ch23060/Zoom Scan (5x5x7)/Cube 0: Measurement grid: dx=8mm, dy=8mm, dz=5mm

Reference Value = 15.164 V/m; Power Drift = -0.03 dB

Peak SAR (extrapolated) = 0.388 mW/g

SAR(1 g) = 0.266 mW/g; SAR(10 g) = 0.184 mW/g

Maximum value of SAR (measured) = 0.328 mW/g



P215 LTE12_QPSK_10M_Tip Mode _0.5cm_Ch23060_1RB_Offset 49

DUT: 120723C17

Communication System: LTE; Frequency: 704 MHz; Duty Cycle: 1:1

Medium: B750_0808 Medium parameters used: $f = 704$ MHz; $\sigma = 0.927$ mho/m; $\epsilon_r = 55.631$; $\rho = 1000$ kg/m³

Ambient Temperature : 22.3 °C ; Liquid Temperature : 21.4 °C

DASY5 Configuration:

- Probe: EX3DV4 - SN3590; ConvF(10.61, 10.61, 10.61); Calibrated: 2012/02/23;
- Sensor-Surface: 2mm (Mechanical Surface Detection)
- Electronics: DAE3 Sn579; Calibrated: 2012/04/27
- Phantom: SAM with CRP v5.0 Front; Type: QD000P40CD; Serial: TP:1653
- Measurement SW: DASY52, Version 52.8 (1); SEMCAD X Version 14.6.5 (6469)

Ch23060/Area Scan (41x41x1): Measurement grid: dx=20mm, dy=20mm

Maximum value of SAR (interpolated) = 0.0155 mW/g

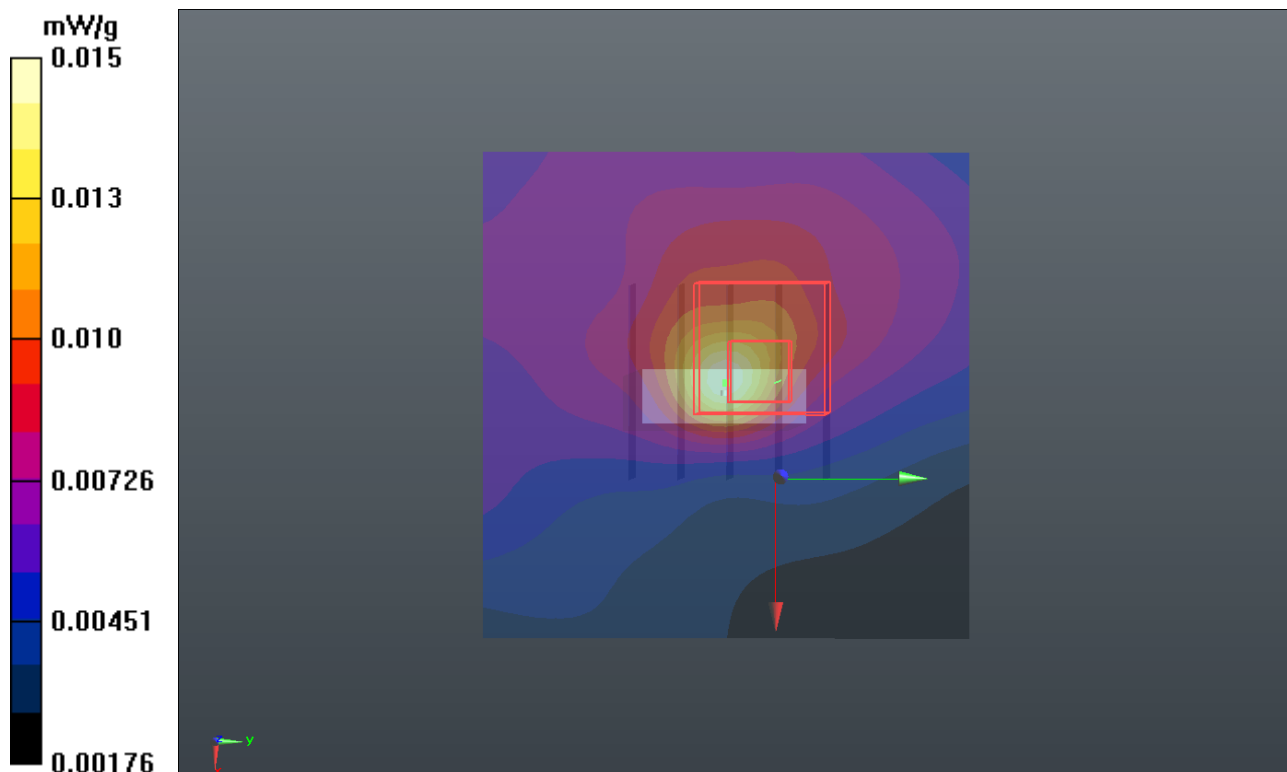
Ch23060/Zoom Scan (5x5x7)/Cube 0: Measurement grid: dx=8mm, dy=8mm, dz=5mm

Reference Value = 4.481 V/m; Power Drift = -0.12 dB

Peak SAR (extrapolated) = 0.101 mW/g

SAR(1 g) = 0.019 mW/g; SAR(10 g) = 0.00577 mW/g

Maximum value of SAR (measured) = 0.0882 mW/g



P218 LTE12_16QAM_10M_Horizontal Down_0.5cm_25RB_Offset12_Ch23060

DUT: 120723C17

Communication System: LTE Band 12; Frequency: 704 MHz; Duty Cycle: 1:1

Medium: B750_0809 Medium parameters used: $f = 704 \text{ MHz}$; $\sigma = 0.93 \text{ mho/m}$; $\epsilon_r = 55.8$; $\rho = 1000$

kg/m^3

Ambient Temperature : $22.4 \text{ }^\circ\text{C}$; Liquid Temperature : $21.7 \text{ }^\circ\text{C}$

DASY4 Configuration:

- Probe: EX3DV4 - SN3650; ConvF(9.21, 9.21, 9.21); Calibrated: 2011/10/26
- Sensor-Surface: 2mm (Mechanical Surface Detection)
- Electronics: DAE4 Sn861; Calibrated: 2011/08/29
- Phantom: SAM Phantom_Front; Type: SAM V4.0; Serial: TP 1654
- Measurement SW: DASY4, V4.7 Build 80; Postprocessing SW: SEMCAD, V1.8 Build 186

Ch23060/Area Scan (31x61x1): Measurement grid: $dx=20\text{mm}$, $dy=20\text{mm}$

Maximum value of SAR (interpolated) = 0.261 mW/g

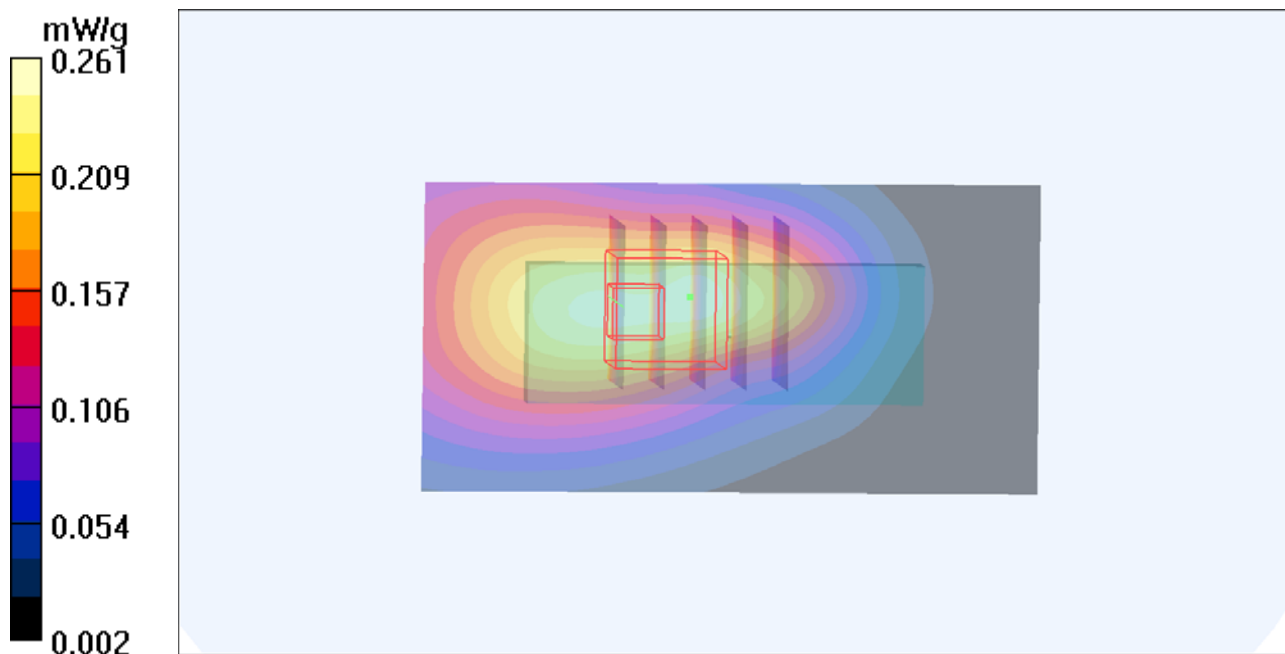
Ch23060/Zoom Scan (5x5x7)/Cube 0: Measurement grid: $dx=8\text{mm}$, $dy=8\text{mm}$, $dz=5\text{mm}$

Reference Value = 14.7 V/m ; Power Drift = 0.011 dB

Peak SAR (extrapolated) = 0.300 W/kg

SAR(1 g) = 0.207 mW/g ; SAR(10 g) = 0.139 mW/g

Maximum value of SAR (measured) = 0.253 mW/g



P219 LTE12_16QAM_10M_Horizontal Down_0.5cm_1RB_Offset0_Ch23060

DUT: 120723C17

Communication System: LTE Band 12; Frequency: 704 MHz; Duty Cycle: 1:1

Medium: B750_0809 Medium parameters used: $f = 704$ MHz; $\sigma = 0.93$ mho/m; $\epsilon_r = 55.8$; $\rho = 1000$

kg/m³

Ambient Temperature : 22.4 °C ; Liquid Temperature : 21.7 °C

DASY4 Configuration:

- Probe: EX3DV4 - SN3650; ConvF(9.21, 9.21, 9.21); Calibrated: 2011/10/26
- Sensor-Surface: 2mm (Mechanical Surface Detection)
- Electronics: DAE4 Sn861; Calibrated: 2011/08/29
- Phantom: SAM Phantom_Front; Type: SAM V4.0; Serial: TP 1654
- Measurement SW: DASY4, V4.7 Build 80; Postprocessing SW: SEMCAD, V1.8 Build 186

Ch23060/Area Scan (31x61x1): Measurement grid: dx=20mm, dy=20mm

Maximum value of SAR (interpolated) = 0.304 mW/g

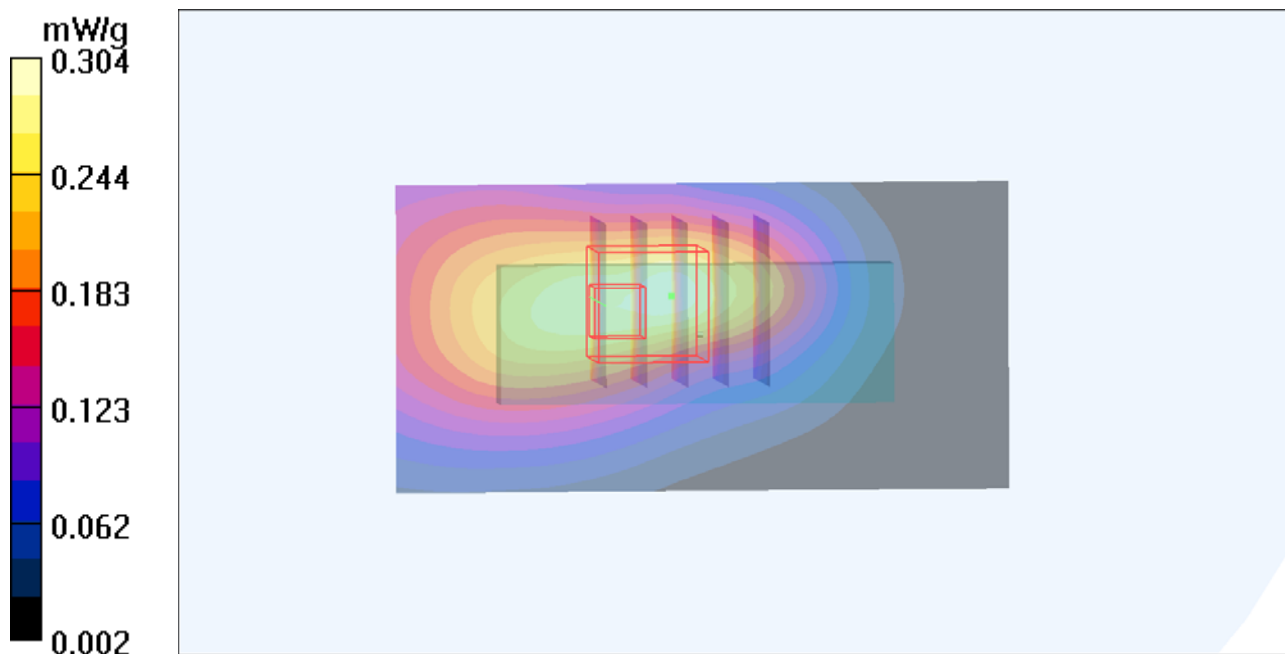
Ch23060/Zoom Scan (5x5x7)/Cube 0: Measurement grid: dx=8mm, dy=8mm, dz=5mm

Reference Value = 16.0 V/m; Power Drift = -0.107 dB

Peak SAR (extrapolated) = 0.364 W/kg

SAR(1 g) = 0.238 mW/g; SAR(10 g) = 0.159 mW/g

Maximum value of SAR (measured) = 0.298 mW/g



P220 LTE12_16QAM_10M_Horizontal Down_0.5cm_1RB_Offset49_Ch23060

DUT: 120723C17

Communication System: LTE Band 12; Frequency: 704 MHz; Duty Cycle: 1:1

Medium: B750_0809 Medium parameters used: $f = 704$ MHz; $\sigma = 0.93$ mho/m; $\epsilon_r = 55.8$; $\rho = 1000$

kg/m³

Ambient Temperature : 22.4 °C ; Liquid Temperature : 21.7 °C

DASY4 Configuration:

- Probe: EX3DV4 - SN3650; ConvF(9.21, 9.21, 9.21); Calibrated: 2011/10/26
- Sensor-Surface: 2mm (Mechanical Surface Detection)
- Electronics: DAE4 Sn861; Calibrated: 2011/08/29
- Phantom: SAM Phantom_Front; Type: SAM V4.0; Serial: TP 1654
- Measurement SW: DASY4, V4.7 Build 80; Postprocessing SW: SEMCAD, V1.8 Build 186

Ch23060/Area Scan (31x61x1): Measurement grid: dx=20mm, dy=20mm

Maximum value of SAR (interpolated) = 0.393 mW/g

Ch23060/Zoom Scan (5x5x7)/Cube 0: Measurement grid: dx=8mm, dy=8mm, dz=5mm

Reference Value = 18.4 V/m; Power Drift = -0.067 dB

Peak SAR (extrapolated) = 0.482 W/kg

SAR(1 g) = 0.337 mW/g; SAR(10 g) = 0.228 mW/g

Maximum value of SAR (measured) = 0.412 mW/g

