

#01 GSM850_GPRS10_Horizontal Up_0.5cm_CH189

DUT: 982031

Communication System: GSM850; Frequency: 836.4 MHz; Duty Cycle: 1:4

Medium: MSL_850_090825 Medium parameters used : $f = 836.4$ MHz; $\sigma = 0.977$ mho/m; $\epsilon_r = 52.9$;

$\rho = 1000$ kg/m³

Ambient Temperature : 22.4 ; Liquid Temperature : 21.2

DASY4 Configuration:

- Probe: ET3DV6 - SN1787; ConvF(6.09, 6.09, 6.09); Calibrated: 2009/5/26
- Sensor-Surface: 4mm (Mechanical Surface Detection)
- Electronics: DAE4 Sn778; Calibrated: 2008/9/22
- Phantom: SAM-Right; Type: QD 000 P40 C; Serial: TP-1383
- Measurement SW: DASY4, V4.7 Build 80; Postprocessing SW: SEMCAD, V1.8 Build 186

Ch189/Area Scan (31x81x1): Measurement grid: dx=15mm, dy=15mm

Maximum value of SAR (interpolated) = 0.523 mW/g

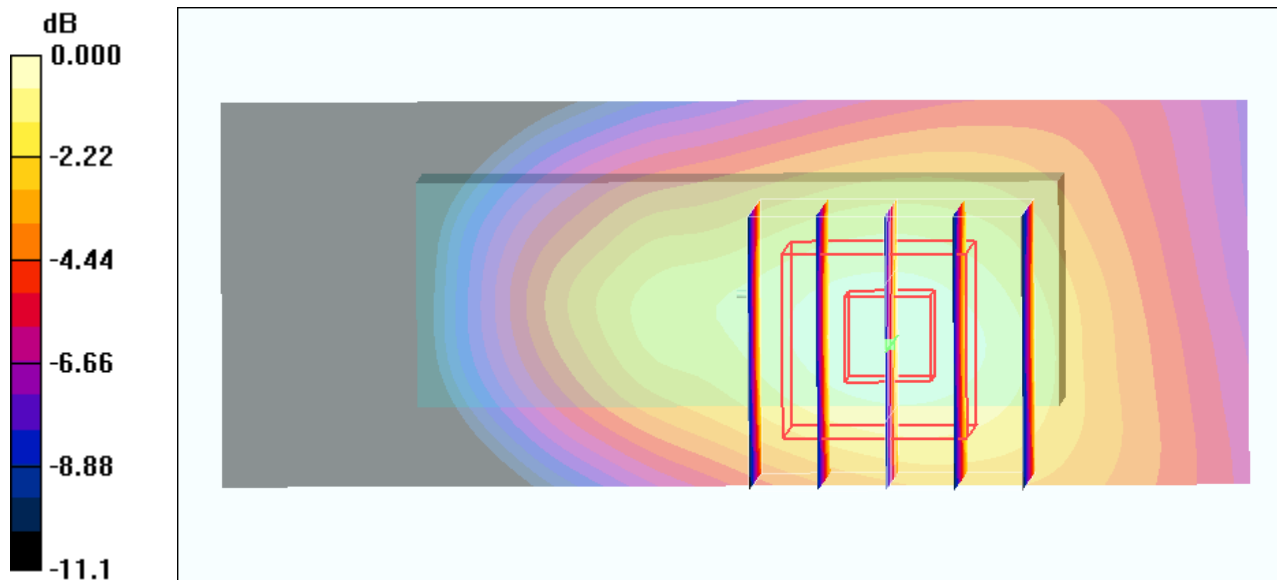
Ch189/Zoom Scan (5x5x7)/Cube 0: Measurement grid: dx=8mm, dy=8mm, dz=5mm

Reference Value = 20.2 V/m; Power Drift = 0.103 dB

Peak SAR (extrapolated) = 0.701 W/kg

SAR(1 g) = 0.488 mW/g; SAR(10 g) = 0.319 mW/g

Maximum value of SAR (measured) = 0.530 mW/g



0 dB = 0.530mW/g

#01 GSM850_GPRS10_Horizontal Up_0.5cm_CH189_2D

DUT: 982031

Communication System: GSM850; Frequency: 836.4 MHz; Duty Cycle: 1:4

Medium: MSL_850_090825 Medium parameters used : $f = 836.4$ MHz; $\sigma = 0.977$ mho/m; $\epsilon_r = 52.9$;

$\rho = 1000$ kg/m³

Ambient Temperature : 22.4 ; Liquid Temperature : 21.2

DASY4 Configuration:

- Probe: ET3DV6 - SN1787; ConvF(6.09, 6.09, 6.09); Calibrated: 2009/5/26
- Sensor-Surface: 4mm (Mechanical Surface Detection)
- Electronics: DAE4 Sn778; Calibrated: 2008/9/22
- Phantom: SAM-Right; Type: QD 000 P40 C; Serial: TP-1383
- Measurement SW: DASY4, V4.7 Build 80; Postprocessing SW: SEMCAD, V1.8 Build 186

Ch189/Area Scan (31x81x1): Measurement grid: dx=15mm, dy=15mm

Maximum value of SAR (interpolated) = 0.523 mW/g

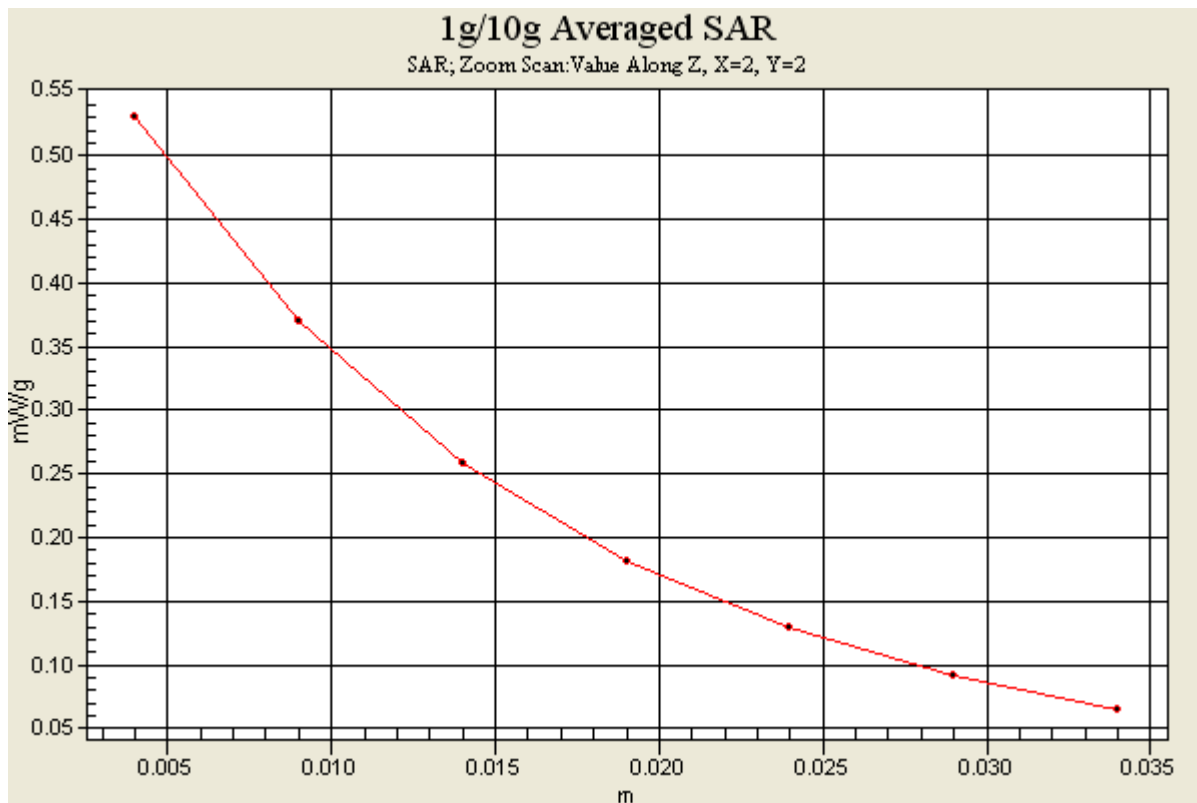
Ch189/Zoom Scan (5x5x7)/Cube 0: Measurement grid: dx=8mm, dy=8mm, dz=5mm

Reference Value = 20.2 V/m; Power Drift = 0.103 dB

Peak SAR (extrapolated) = 0.701 W/kg

SAR(1 g) = 0.488 mW/g; SAR(10 g) = 0.319 mW/g

Maximum value of SAR (measured) = 0.530 mW/g



#07 GSM850_GPRS10_Horizontal Up_1cm_CH189

DUT: 982031

Communication System: GSM850; Frequency: 836.4 MHz; Duty Cycle: 1:4

Medium: MSL_850_090825 Medium parameters used : $f = 836.4$ MHz; $\sigma = 0.977$ mho/m; $\epsilon_r = 52.9$;

$\rho = 1000$ kg/m³

Ambient Temperature : 22.4 ; Liquid Temperature : 21.2

DASY4 Configuration:

- Probe: ET3DV6 - SN1787; ConvF(6.09, 6.09, 6.09); Calibrated: 2009/5/26
- Sensor-Surface: 4mm (Mechanical Surface Detection)
- Electronics: DAE4 Sn778; Calibrated: 2008/9/22
- Phantom: SAM-Right; Type: QD 000 P40 C; Serial: TP-1383
- Measurement SW: DASY4, V4.7 Build 80; Postprocessing SW: SEMCAD, V1.8 Build 186

Ch189/Area Scan (31x81x1): Measurement grid: dx=15mm, dy=15mm

Maximum value of SAR (interpolated) = 0.318 mW/g

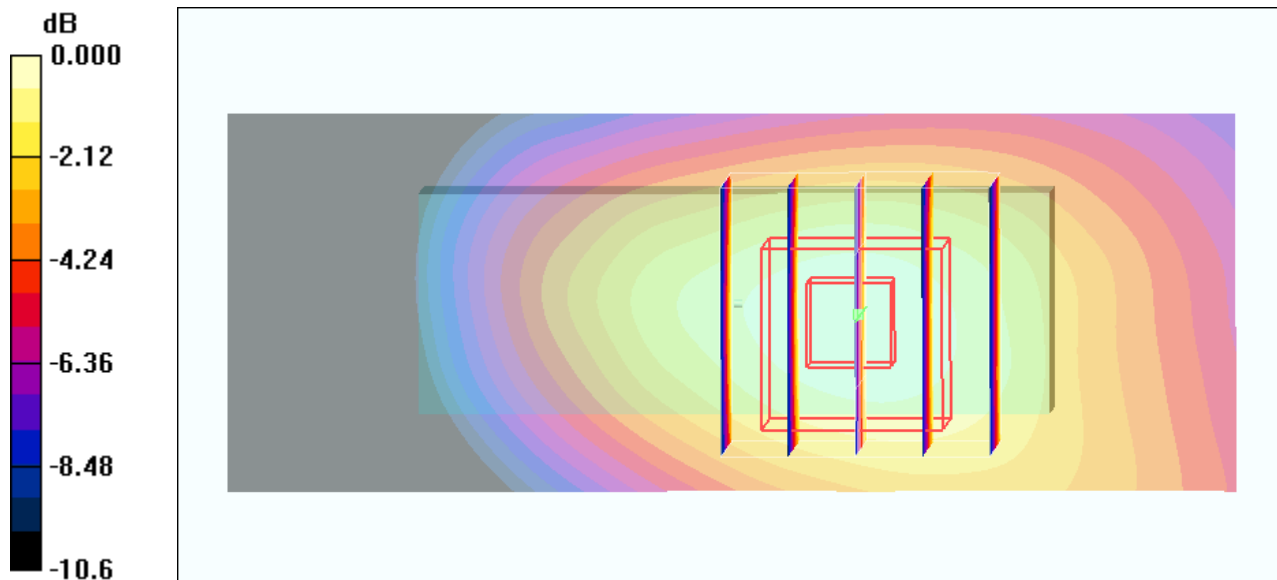
Ch189/Zoom Scan (5x5x7)/Cube 0: Measurement grid: dx=8mm, dy=8mm, dz=5mm

Reference Value = 14.5 V/m; Power Drift = 0.124 dB

Peak SAR (extrapolated) = 0.424 W/kg

SAR(1 g) = 0.301 mW/g; SAR(10 g) = 0.201 mW/g

Maximum value of SAR (measured) = 0.325 mW/g



0 dB = 0.325mW/g

#08 GSM850_GPRS10_Horizontal Up_1.5cm_CH189

DUT: 982031

Communication System: GSM850; Frequency: 836.4 MHz; Duty Cycle: 1:4

Medium: MSL_850_090825 Medium parameters used : $f = 836.4$ MHz; $\sigma = 0.977$ mho/m; $\epsilon_r = 52.9$;

$\rho = 1000$ kg/m³

Ambient Temperature : 22.4 ; Liquid Temperature : 21.2

DASY4 Configuration:

- Probe: ET3DV6 - SN1787; ConvF(6.09, 6.09, 6.09); Calibrated: 2009/5/26
- Sensor-Surface: 4mm (Mechanical Surface Detection)
- Electronics: DAE4 Sn778; Calibrated: 2008/9/22
- Phantom: SAM-Right; Type: QD 000 P40 C; Serial: TP-1383
- Measurement SW: DASY4, V4.7 Build 80; Postprocessing SW: SEMCAD, V1.8 Build 186

Ch189/Area Scan (31x81x1): Measurement grid: dx=15mm, dy=15mm

Maximum value of SAR (interpolated) = 0.202 mW/g

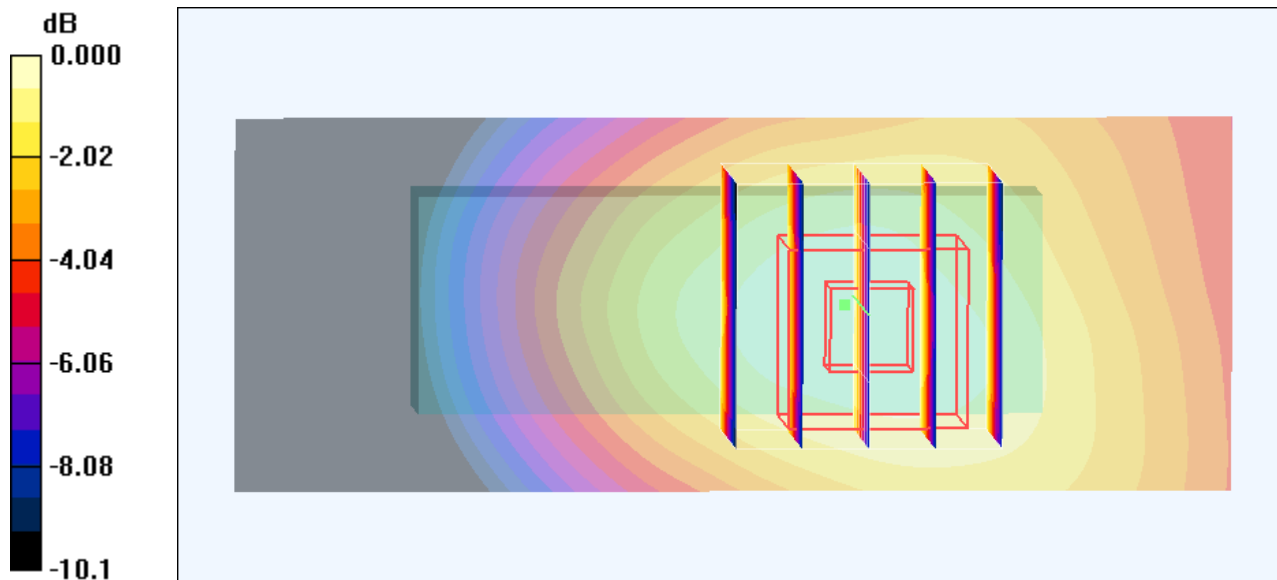
Ch189/Zoom Scan (5x5x7)/Cube 0: Measurement grid: dx=8mm, dy=8mm, dz=5mm

Reference Value = 13.9 V/m; Power Drift = -0.099 dB

Peak SAR (extrapolated) = 0.264 W/kg

SAR(1 g) = 0.195 mW/g; SAR(10 g) = 0.134 mW/g

Maximum value of SAR (measured) = 0.205 mW/g



0 dB = 0.205mW/g

#02 GSM850_GPRS10_Vertical Back_0.5cm_CH189

DUT: 982031

Communication System: GSM850; Frequency: 836.4 MHz; Duty Cycle: 1:4

Medium: MSL_850_090825 Medium parameters used : $f = 836.4$ MHz; $\sigma = 0.977$ mho/m; $\epsilon_r = 52.9$;

$\rho = 1000$ kg/m³

Ambient Temperature : 22.4 ; Liquid Temperature : 21.2

DASY4 Configuration:

- Probe: ET3DV6 - SN1787; ConvF(6.09, 6.09, 6.09); Calibrated: 2009/5/26
- Sensor-Surface: 4mm (Mechanical Surface Detection)
- Electronics: DAE4 Sn778; Calibrated: 2008/9/22
- Phantom: SAM-Right; Type: QD 000 P40 C; Serial: TP-1383
- Measurement SW: DASY4, V4.7 Build 80; Postprocessing SW: SEMCAD, V1.8 Build 186

Ch189/Area Scan (31x81x1): Measurement grid: dx=15mm, dy=15mm

Maximum value of SAR (interpolated) = 0.160 mW/g

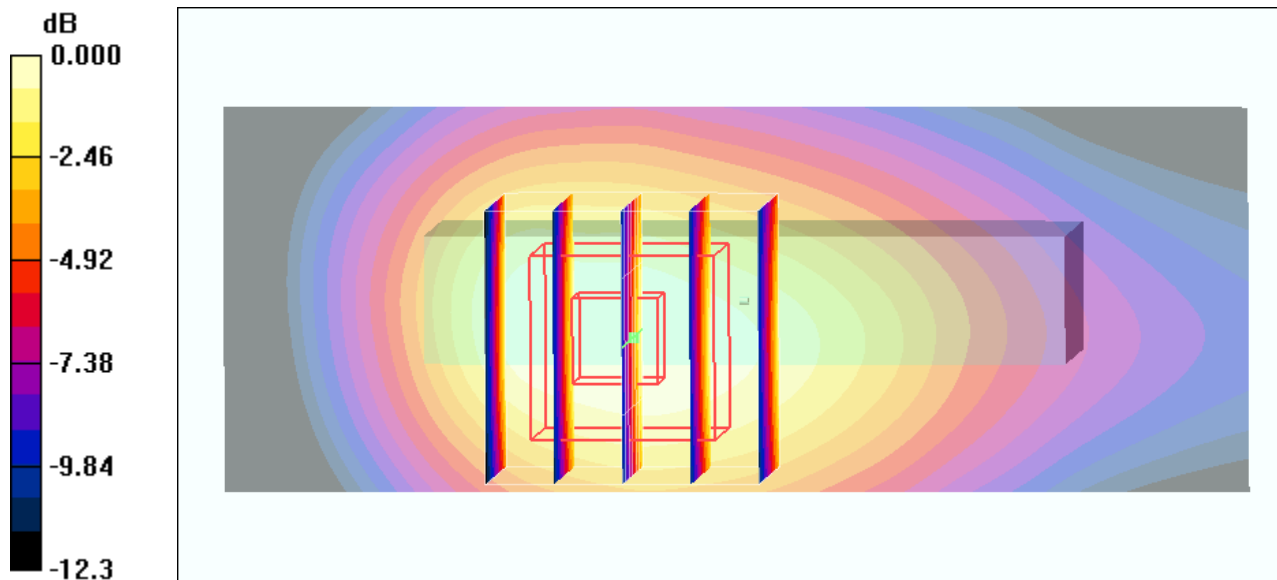
Ch189/Zoom Scan (5x5x7)/Cube 0: Measurement grid: dx=8mm, dy=8mm, dz=5mm

Reference Value = 12.2 V/m; Power Drift = -0.175 dB

Peak SAR (extrapolated) = 0.220 W/kg

SAR(1 g) = 0.144 mW/g; SAR(10 g) = 0.091 mW/g

Maximum value of SAR (measured) = 0.156 mW/g



0 dB = 0.156mW/g

#03 GSM850_GPRS10_Horizontal_Down_0.5cm_CH189

DUT: 982031

Communication System: GSM850; Frequency: 836.4 MHz; Duty Cycle: 1:4

Medium: MSL_850_090825 Medium parameters used : $f = 836.4$ MHz; $\sigma = 0.977$ mho/m; $\epsilon_r = 52.9$;

$\rho = 1000$ kg/m³

Ambient Temperature : 22.4 ; Liquid Temperature : 21.2

DASY4 Configuration:

- Probe: ET3DV6 - SN1787; ConvF(6.09, 6.09, 6.09); Calibrated: 2009/5/26
- Sensor-Surface: 4mm (Mechanical Surface Detection)
- Electronics: DAE4 Sn778; Calibrated: 2008/9/22
- Phantom: SAM-Right; Type: QD 000 P40 C; Serial: TP-1383
- Measurement SW: DASY4, V4.7 Build 80; Postprocessing SW: SEMCAD, V1.8 Build 186

Ch189/Area Scan (31x81x1): Measurement grid: dx=15mm, dy=15mm

Maximum value of SAR (interpolated) = 0.327 mW/g


Ch189/Zoom Scan (5x5x7)/Cube 0: Measurement grid: dx=8mm, dy=8mm, dz=5mm

Reference Value = 17.5 V/m; Power Drift = -0.058 dB

Peak SAR (extrapolated) = 0.485 W/kg

SAR(1 g) = 0.285 mW/g; SAR(10 g) = 0.173 mW/g

Maximum value of SAR (measured) = 0.306 mW/g



0 dB = 0.306mW/g

#04 GSM850_GPRS10_Vertical Front_0.5cm_CH189

DUT: 982031

Communication System: GSM850; Frequency: 836.4 MHz; Duty Cycle: 1:4

Medium: MSL_850_090825 Medium parameters used : $f = 836.4$ MHz; $\sigma = 0.977$ mho/m; $\epsilon_r = 52.9$;

$\rho = 1000$ kg/m³

Ambient Temperature : 22.4 ; Liquid Temperature : 21.2

DASY4 Configuration:

- Probe: ET3DV6 - SN1787; ConvF(6.09, 6.09, 6.09); Calibrated: 2009/5/26
- Sensor-Surface: 4mm (Mechanical Surface Detection)
- Electronics: DAE4 Sn778; Calibrated: 2008/9/22
- Phantom: SAM-Right; Type: QD 000 P40 C; Serial: TP-1383
- Measurement SW: DASY4, V4.7 Build 80; Postprocessing SW: SEMCAD, V1.8 Build 186

Ch189/Area Scan (31x81x1): Measurement grid: dx=15mm, dy=15mm

Maximum value of SAR (interpolated) = 0.196 mW/g

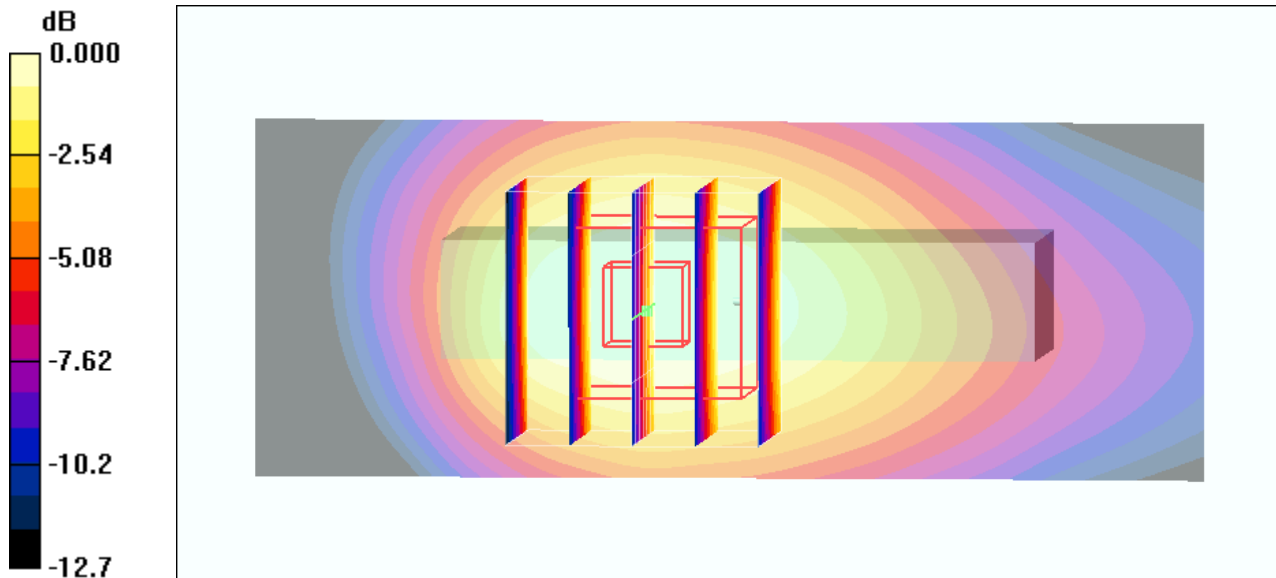
Ch189/Zoom Scan (5x5x7)/Cube 0: Measurement grid: dx=8mm, dy=8mm, dz=5mm

Reference Value = 13.9 V/m; Power Drift = -0.107 dB

Peak SAR (extrapolated) = 0.247 W/kg

SAR(1 g) = 0.158 mW/g; SAR(10 g) = 0.100 mW/g

Maximum value of SAR (measured) = 0.171 mW/g



0 dB = 0.171mW/g

#17 GSM1900_GPRS10_Horizontal Up_0.5cm_CH661

DUT: 982031


Communication System: PCS 1900; Frequency: 1880 MHz; Duty Cycle: 1:4
Medium: MSL_1900_090825 Medium parameters used: $f = 1880$ MHz; $\sigma = 1.52$ mho/m; $\epsilon_r = 52$; $\rho = 1000$ kg/m³
Ambient Temperature : 22.8 ; Liquid Temperature : 21.6

DASY4 Configuration:

- Probe: ET3DV6 - SN1787; ConvF(4.49, 4.49, 4.49); Calibrated: 2009/5/26
- Sensor-Surface: 4mm (Mechanical Surface Detection)
- Electronics: DAE4 Sn778; Calibrated: 2008/9/22
- Phantom: ELI 4.0_Front; Type: QDOVA001BB; Serial: 1026
- Measurement SW: DASY4, V4.7 Build 80; Postprocessing SW: SEMCAD, V1.8 Build 186

Ch661/Area Scan (31x81x1): Measurement grid: dx=15mm, dy=15mm
Maximum value of SAR (interpolated) = 0.132 mW/g

Ch661/Zoom Scan (5x5x7)/Cube 0: Measurement grid: dx=8mm, dy=8mm, dz=5mm
Reference Value = 7.12 V/m; Power Drift = 0.048 dB
Peak SAR (extrapolated) = 0.166 W/kg
SAR(1 g) = 0.103 mW/g; SAR(10 g) = 0.057 mW/g
Maximum value of SAR (measured) = 0.114 mW/g



0 dB = 0.114mW/g

#18 GSM1900_GPRS10_Vertical Back_0.5cm_CH661

DUT: 982031

Communication System: PCS 1900; Frequency: 1880 MHz; Duty Cycle: 1:4
Medium: MSL_1900_090825 Medium parameters used: $f = 1880$ MHz; $\sigma = 1.52$ mho/m; $\epsilon_r = 52$; $\rho = 1000$ kg/m³
Ambient Temperature : 22.8 ; Liquid Temperature : 21.6


DASY4 Configuration:

- Probe: ET3DV6 - SN1787; ConvF(4.49, 4.49, 4.49); Calibrated: 2009/5/26
- Sensor-Surface: 4mm (Mechanical Surface Detection)
- Electronics: DAE4 Sn778; Calibrated: 2008/9/22
- Phantom: ELI 4.0_Front; Type: QDOVA001BB; Serial: 1026
- Measurement SW: DASY4, V4.7 Build 80; Postprocessing SW: SEMCAD, V1.8 Build 186

Ch661/Area Scan (31x81x1): Measurement grid: dx=15mm, dy=15mm
Maximum value of SAR (interpolated) = 0.096 mW/g

Ch661/Zoom Scan (5x5x7)/Cube 1: Measurement grid: dx=8mm, dy=8mm, dz=5mm
Reference Value = 8.29 V/m; Power Drift = -0.140 dB
Peak SAR (extrapolated) = 0.126 W/kg
SAR(1 g) = 0.085 mW/g; SAR(10 g) = 0.050 mW/g
Maximum value of SAR (measured) = 0.093 mW/g

Ch661/Zoom Scan (5x5x7)/Cube 0: Measurement grid: dx=8mm, dy=8mm, dz=5mm
Reference Value = 8.29 V/m; Power Drift = -0.140 dB
Peak SAR (extrapolated) = 0.121 W/kg
SAR(1 g) = 0.079 mW/g; SAR(10 g) = 0.046 mW/g
Maximum value of SAR (measured) = 0.088 mW/g



0 dB = 0.088mW/g

#22 GSM1900_GPRS10_Horizontal Down_0.5cm_CH810

DUT: 982031

Communication System: PCS 1900; Frequency: 1909.8 MHz; Duty Cycle: 1:4

Medium: MSL_1900_090825 Medium parameters used: $f = 1910$ MHz; $\sigma = 1.56$ mho/m; $\epsilon_r = 51.8$; ρ

$= 1000$ kg/m³

Ambient Temperature : 22.8 ; Liquid Temperature : 21.6

DASY4 Configuration:

- Probe: ET3DV6 - SN1787; ConvF(4.49, 4.49, 4.49); Calibrated: 2009/5/26

- Sensor-Surface: 4mm (Mechanical Surface Detection)

- Electronics: DAE4 Sn778; Calibrated: 2008/9/22

- Phantom: ELI 4.0_Front; Type: QDOVA001BB; Serial: 1026

- Measurement SW: DASY4, V4.7 Build 80; Postprocessing SW: SEMCAD, V1.8 Build 186

Ch810/Area Scan (31x81x1): Measurement grid: dx=15mm, dy=15mm

Maximum value of SAR (interpolated) = 0.481 mW/g

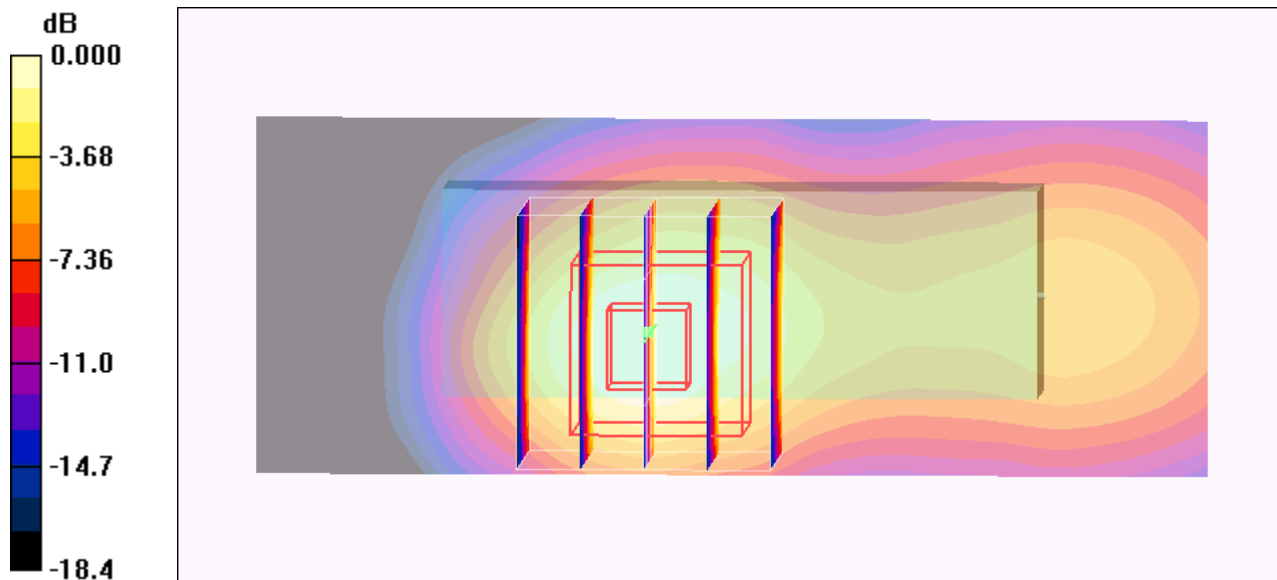
Ch810/Zoom Scan (5x5x7)/Cube 0: Measurement grid: dx=8mm, dy=8mm, dz=5mm

Reference Value = 11.7 V/m; Power Drift = 0.007 dB

Peak SAR (extrapolated) = 0.604 W/kg

SAR(1 g) = 0.370 mW/g; SAR(10 g) = 0.196 mW/g

Maximum value of SAR (measured) = 0.406 mW/g



0 dB = 0.406mW/g

#22 GSM1900_GPRS10_Horizontal Down_0.5cm_CH810_2D

DUT: 982031

Communication System: PCS 1900; Frequency: 1909.8 MHz; Duty Cycle: 1:4

Medium: MSL_1900_090825 Medium parameters used: $f = 1910$ MHz; $\sigma = 1.56$ mho/m; $\epsilon_r = 51.8$;

$\rho = 1000$ kg/m³

Ambient Temperature : 22.8 ; Liquid Temperature : 21.6

DASY4 Configuration:

- Probe: ET3DV6 - SN1787; ConvF(4.49, 4.49, 4.49); Calibrated: 2009/5/26

- Sensor-Surface: 4mm (Mechanical Surface Detection)

- Electronics: DAE4 Sn778; Calibrated: 2008/9/22

- Phantom: ELI 4.0_Front; Type: QDOVA001BB; Serial: 1026

- Measurement SW: DASY4, V4.7 Build 80; Postprocessing SW: SEMCAD, V1.8 Build 186

Ch810/Area Scan (31x81x1): Measurement grid: dx=15mm, dy=15mm

Maximum value of SAR (interpolated) = 0.481 mW/g

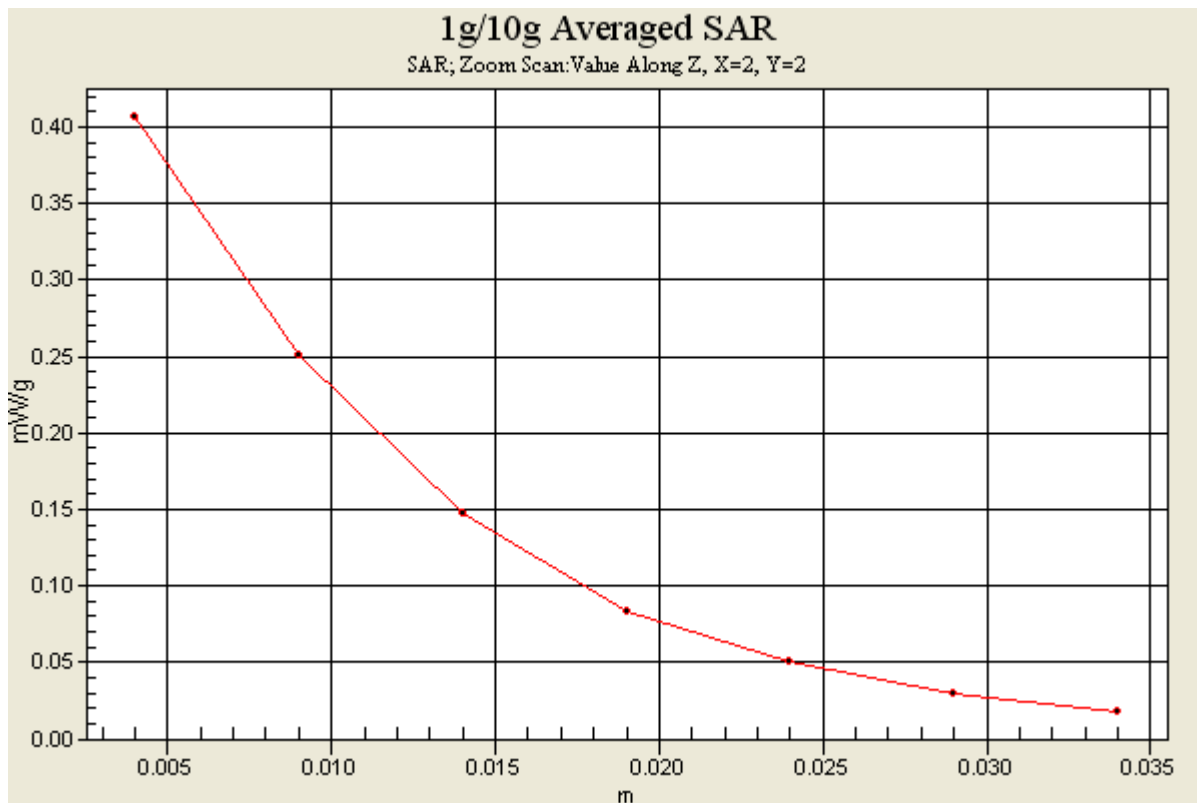
Ch810/Zoom Scan (5x5x7)/Cube 0: Measurement grid: dx=8mm, dy=8mm, dz=5mm

Reference Value = 11.7 V/m; Power Drift = 0.007 dB

Peak SAR (extrapolated) = 0.604 W/kg

SAR(1 g) = 0.370 mW/g; SAR(10 g) = 0.196 mW/g

Maximum value of SAR (measured) = 0.406 mW/g



#23 GSM1900_GPRS10_Horizontal Down_1cm_CH810

DUT: 982031

Communication System: PCS 1900; Frequency: 1909.8 MHz; Duty Cycle: 1:4

Medium: MSL_1900_090825 Medium parameters used: $f = 1910$ MHz; $\sigma = 1.56$ mho/m; $\epsilon_r = 51.8$; $\rho = 1000$ kg/m³

Ambient Temperature : 22.8 ; Liquid Temperature : 21.6

DASY4 Configuration:

- Probe: ET3DV6 - SN1787; ConvF(4.49, 4.49, 4.49); Calibrated: 2009/5/26
- Sensor-Surface: 4mm (Mechanical Surface Detection)
- Electronics: DAE4 Sn778; Calibrated: 2008/9/22
- Phantom: ELI 4.0_Front; Type: QDOVA001BB; Serial: 1026
- Measurement SW: DASY4, V4.7 Build 80; Postprocessing SW: SEMCAD, V1.8 Build 186

Ch810/Area Scan (31x81x1): Measurement grid: dx=15mm, dy=15mm

Maximum value of SAR (interpolated) = 0.153 mW/g

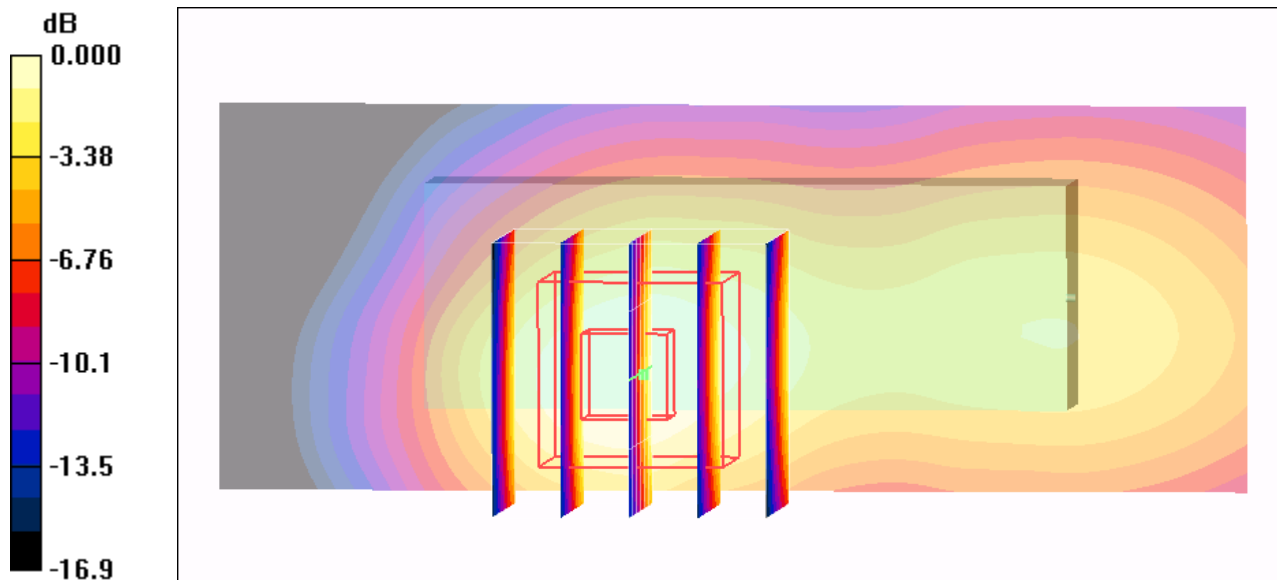
Ch810/Zoom Scan (5x5x7)/Cube 0: Measurement grid: dx=8mm, dy=8mm, dz=5mm

Reference Value = 8.13 V/m; Power Drift = -0.030 dB

Peak SAR (extrapolated) = 0.204 W/kg

SAR(1 g) = 0.131 mW/g; SAR(10 g) = 0.074 mW/g

Maximum value of SAR (measured) = 0.144 mW/g



0 dB = 0.144mW/g

#20 GSM1900_GPRS10_Vertical Front_0.5cm_CH661

DUT: 982031

Communication System: PCS 1900; Frequency: 1880 MHz; Duty Cycle: 1:4

Medium: MSL_1900_090825 Medium parameters used: $f = 1880$ MHz; $\sigma = 1.52$ mho/m; $\epsilon_r = 52$; $\rho = 1000$ kg/m³

Ambient Temperature : 22.8 ; Liquid Temperature : 21.6

DASY4 Configuration:

- Probe: ET3DV6 - SN1787; ConvF(4.49, 4.49, 4.49); Calibrated: 2009/5/26
- Sensor-Surface: 4mm (Mechanical Surface Detection)
- Electronics: DAE4 Sn778; Calibrated: 2008/9/22
- Phantom: ELI 4.0_Front; Type: QDOVA001BB; Serial: 1026
- Measurement SW: DASY4, V4.7 Build 80; Postprocessing SW: SEMCAD, V1.8 Build 186

Ch661/Area Scan (31x81x1): Measurement grid: dx=15mm, dy=15mm

Maximum value of SAR (interpolated) = 0.119 mW/g

Ch661/Zoom Scan (5x5x7)/Cube 0: Measurement grid: dx=8mm, dy=8mm, dz=5mm

Reference Value = 8.01 V/m; Power Drift = -0.028 dB

Peak SAR (extrapolated) = 0.165 W/kg

SAR(1 g) = 0.100 mW/g; SAR(10 g) = 0.053 mW/g

Maximum value of SAR (measured) = 0.113 mW/g


Ch661/Zoom Scan (5x5x7)/Cube 1: Measurement grid: dx=8mm, dy=8mm, dz=5mm

Reference Value = 8.01 V/m; Power Drift = -0.028 dB

Peak SAR (extrapolated) = 0.137 W/kg

SAR(1 g) = 0.087 mW/g; SAR(10 g) = 0.050 mW/g

Maximum value of SAR (measured) = 0.094 mW/g



0 dB = 0.094mW/g

#09 WCDMA IV_RMC12.2K_Horizontal Up_0.5cm_CH1413

DUT: 982031

Communication System: WCDMA; Frequency: 1732.6 MHz; Duty Cycle: 1:1

Medium: MSL_1800_090825 Medium parameters used: $f = 1733 \text{ MHz}$; $\sigma = 1.49 \text{ mho/m}$; $\epsilon_r = 52.1$; $\rho = 1000 \text{ kg/m}^3$

Ambient Temperature : 22.3 ; Liquid Temperature : 21.5

DASY4 Configuration:

- Probe: ET3DV6 - SN1787; ConvF(4.82, 4.82, 4.82); Calibrated: 2009/5/26
- Sensor-Surface: 4mm (Mechanical Surface Detection)
- Electronics: DAE4 Sn778; Calibrated: 2008/9/22
- Phantom: ELI 4.0_Front; Type: QDOVA001BB; Serial: 1026
- Measurement SW: DASY4, V4.7 Build 80; Postprocessing SW: SEMCAD, V1.8 Build 186

Ch1413/Area Scan (31x81x1): Measurement grid: $dx=15\text{mm}$, $dy=15\text{mm}$

Maximum value of SAR (interpolated) = 0.263 mW/g

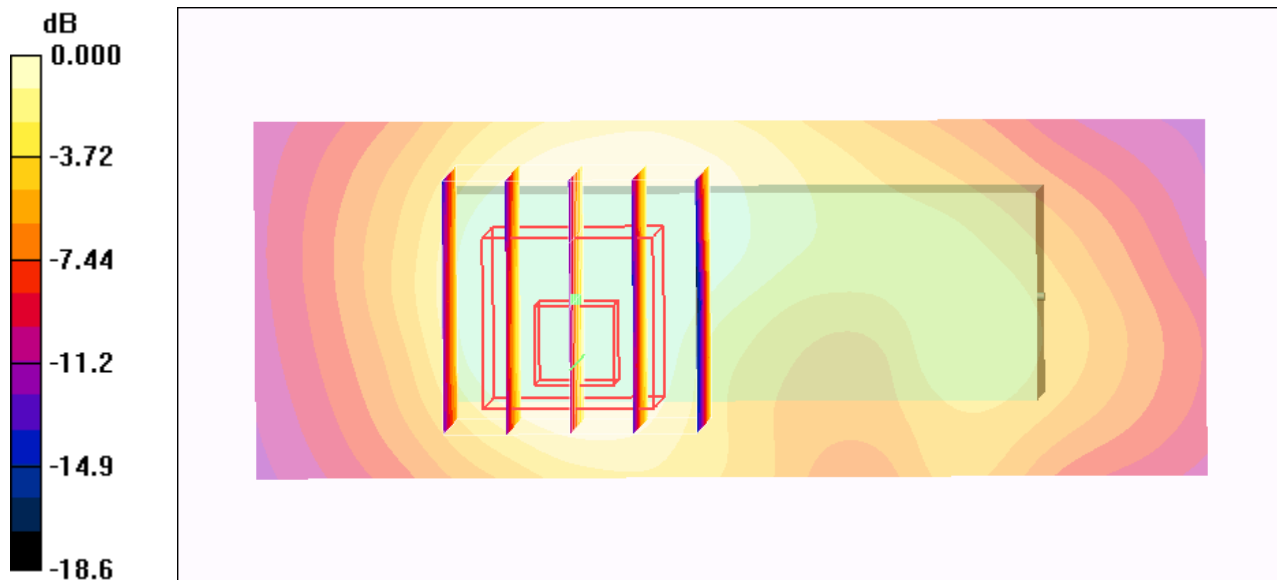
Ch1413/Zoom Scan (5x5x7)/Cube 0: Measurement grid: $dx=8\text{mm}$, $dy=8\text{mm}$, $dz=5\text{mm}$

Reference Value = 7.25 V/m; Power Drift = -0.133 dB

Peak SAR (extrapolated) = 0.169 W/kg

SAR(1 g) = 0.123 mW/g; SAR(10 g) = 0.076 mW/g

Maximum value of SAR (measured) = 0.135 mW/g



0 dB = 0.135mW/g

#10 WCDMA IV_RMC12.2K_Veritical Back_0.5cm_CH1413

DUT: 982031

Communication System: WCDMA; Frequency: 1732.6 MHz; Duty Cycle: 1:1

Medium: MSL_1800_090825 Medium parameters used: $f = 1733 \text{ MHz}$; $\sigma = 1.49 \text{ mho/m}$; $\epsilon_r = 52.1$; ρ

$= 1000 \text{ kg/m}^3$

Ambient Temperature : 22.3 ; Liquid Temperature : 21.5

DASY4 Configuration:

- Probe: ET3DV6 - SN1787; ConvF(4.82, 4.82, 4.82); Calibrated: 2009/5/26
- Sensor-Surface: 4mm (Mechanical Surface Detection)
- Electronics: DAE4 Sn778; Calibrated: 2008/9/22
- Phantom: ELI 4.0_Front; Type: QDOVA001BB; Serial: 1026
- Measurement SW: DASY4, V4.7 Build 80; Postprocessing SW: SEMCAD, V1.8 Build 186

Ch1413/Area Scan (31x81x1): Measurement grid: $dx=15\text{mm}$, $dy=15\text{mm}$

Maximum value of SAR (interpolated) = 0.478 mW/g

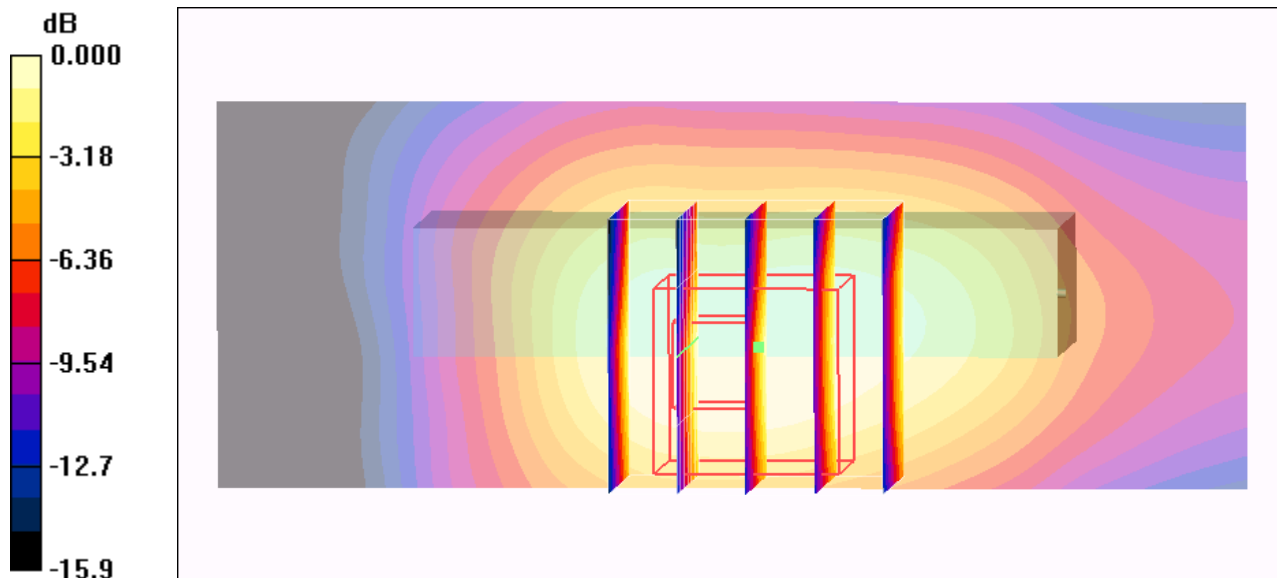
Ch1413/Zoom Scan (5x5x7)/Cube 0: Measurement grid: $dx=8\text{mm}$, $dy=8\text{mm}$, $dz=5\text{mm}$

Reference Value = 12.1 V/m; Power Drift = -0.175 dB

Peak SAR (extrapolated) = 0.533 W/kg

SAR(1 g) = 0.384 mW/g; SAR(10 g) = 0.225 mW/g

Maximum value of SAR (measured) = 0.428 mW/g



0 dB = 0.428mW/g

#13 WCDMA IV_RMC12.2K_Horizontal Down_0.5cm_CH1312

DUT: 982031

Communication System: WCDMA; Frequency: 1712.4 MHz; Duty Cycle: 1:1

Medium: MSL_1800_090825 Medium parameters used : $f = 1712.4$ MHz; $\sigma = 1.47$ mho/m; $\epsilon_r = 52.1$;

$\rho = 1000$ kg/m³

Ambient Temperature : 22.3 ; Liquid Temperature : 21.5

DASY4 Configuration:

- Probe: ET3DV6 - SN1787; ConvF(4.82, 4.82, 4.82); Calibrated: 2009/5/26
- Sensor-Surface: 4mm (Mechanical Surface Detection)
- Electronics: DAE4 Sn778; Calibrated: 2008/9/22
- Phantom: ELI 4.0_Front; Type: QDOVA001BB; Serial: 1026
- Measurement SW: DASY4, V4.7 Build 80; Postprocessing SW: SEMCAD, V1.8 Build 186

Ch1312/Area Scan (31x81x1): Measurement grid: dx=15mm, dy=15mm

Maximum value of SAR (interpolated) = 0.496 mW/g

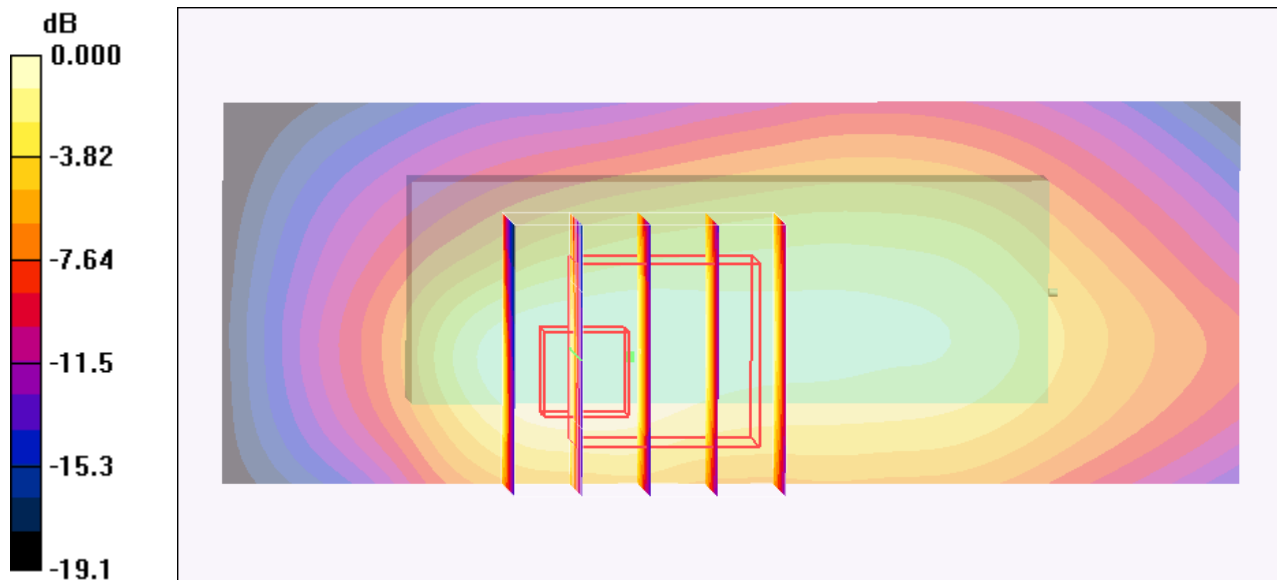
Ch1312/Zoom Scan (5x5x7)/Cube 0: Measurement grid: dx=8mm, dy=8mm, dz=5mm

Reference Value = 13.2 V/m; Power Drift = -0.078 dB

Peak SAR (extrapolated) = 0.708 W/kg

SAR(1 g) = 0.438 mW/g; SAR(10 g) = 0.247 mW/g

Maximum value of SAR (measured) = 0.473 mW/g



0 dB = 0.473mW/g

#13 WCDMA IV_RMC12.2K_Horizontal Down_0.5cm_CH1312_2D

DUT: 982031

Communication System: WCDMA; Frequency: 1712.4 MHz; Duty Cycle: 1:1

Medium: MSL_1800_090825 Medium parameters used : $f = 1712.4$ MHz; $\sigma = 1.47$ mho/m; $\epsilon_r =$

52.1 ; $\rho = 1000$ kg/m³

Ambient Temperature : 22.3 ; Liquid Temperature : 21.5

DASY4 Configuration:

- Probe: ET3DV6 - SN1787; ConvF(4.82, 4.82, 4.82); Calibrated: 2009/5/26
- Sensor-Surface: 4mm (Mechanical Surface Detection)
- Electronics: DAE4 Sn778; Calibrated: 2008/9/22
- Phantom: ELI 4.0_Front; Type: QDOVA001BB; Serial: 1026
- Measurement SW: DASY4, V4.7 Build 80; Postprocessing SW: SEMCAD, V1.8 Build 186

Ch1312/Area Scan (31x81x1): Measurement grid: dx=15mm, dy=15mm

Maximum value of SAR (interpolated) = 0.496 mW/g

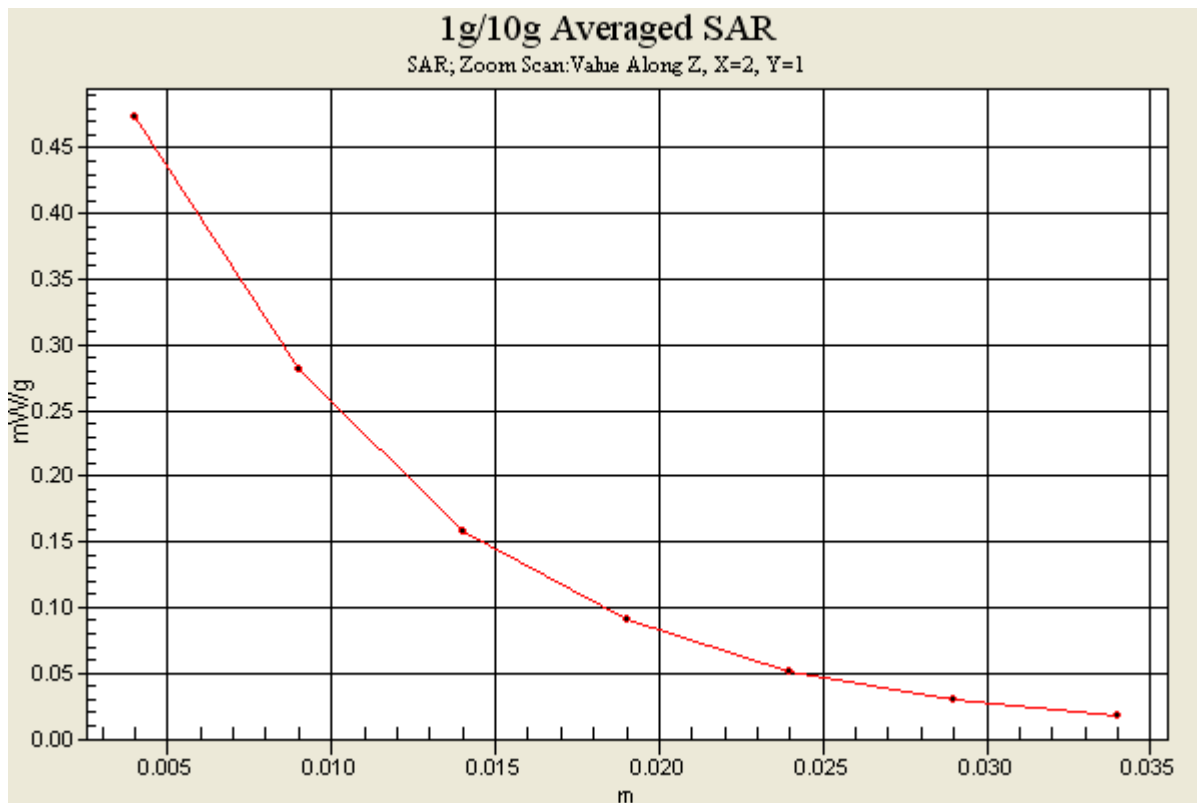
Ch1312/Zoom Scan (5x5x7)/Cube 0: Measurement grid: dx=8mm, dy=8mm, dz=5mm

Reference Value = 13.2 V/m; Power Drift = -0.078 dB

Peak SAR (extrapolated) = 0.708 W/kg

SAR(1 g) = 0.438 mW/g; SAR(10 g) = 0.247 mW/g

Maximum value of SAR (measured) = 0.473 mW/g



#15 WCDMA IV_RMC12.2K_Horizontal Down_1cm_CH1312

DUT: 982031

Communication System: WCDMA; Frequency: 1712.4 MHz; Duty Cycle: 1:1

Medium: MSL_1800_090825 Medium parameters used : $f = 1712.4$ MHz; $\sigma = 1.47$ mho/m; $\epsilon_r = 52.1$;

$\rho = 1000$ kg/m³

Ambient Temperature : 22.3 ; Liquid Temperature : 21.5

DASY4 Configuration:

- Probe: ET3DV6 - SN1787; ConvF(4.82, 4.82, 4.82); Calibrated: 2009/5/26
- Sensor-Surface: 4mm (Mechanical Surface Detection)
- Electronics: DAE4 Sn778; Calibrated: 2008/9/22
- Phantom: ELI 4.0_Front; Type: QDOVA001BB; Serial: 1026
- Measurement SW: DASY4, V4.7 Build 80; Postprocessing SW: SEMCAD, V1.8 Build 186

Ch1312/Area Scan (31x81x1): Measurement grid: dx=15mm, dy=15mm

Maximum value of SAR (interpolated) = 0.285 mW/g

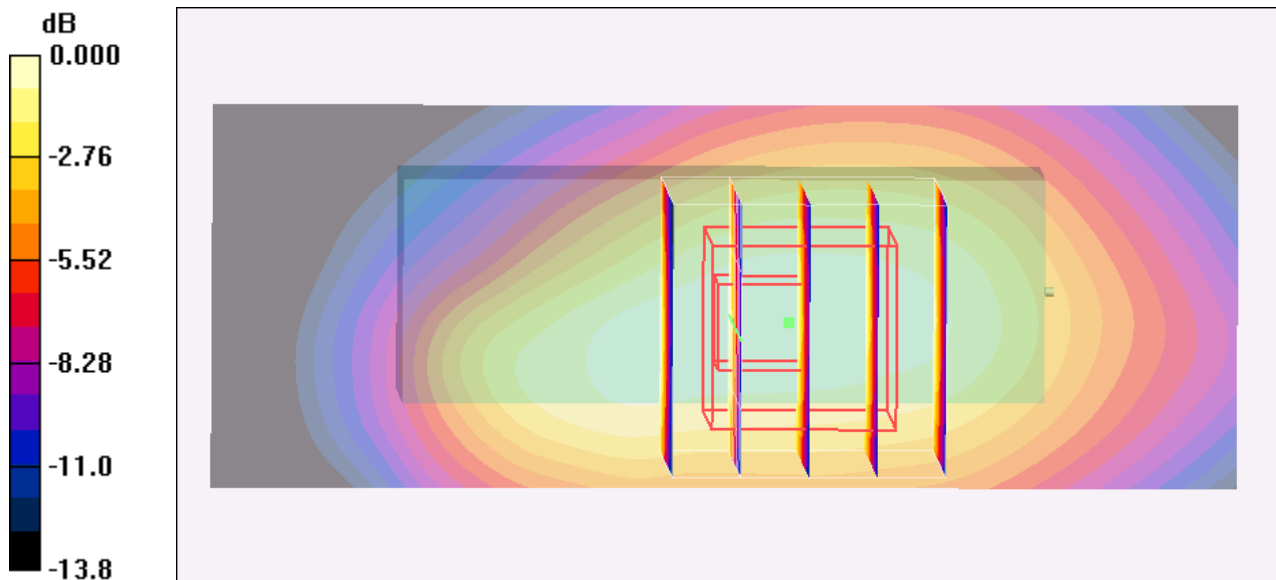
Ch1312/Zoom Scan (5x5x7)/Cube 0: Measurement grid: dx=8mm, dy=8mm, dz=5mm

Reference Value = 11.2 V/m; Power Drift = 0.124 dB

Peak SAR (extrapolated) = 0.354 W/kg

SAR(1 g) = 0.269 mW/g; SAR(10 g) = 0.178 mW/g

Maximum value of SAR (measured) = 0.292 mW/g



0 dB = 0.292mW/g

#16 WCDMA IV_RMC12.2K_Horizontal Down_1.5cm_CH1312

DUT: 982031

Communication System: WCDMA; Frequency: 1712.4 MHz; Duty Cycle: 1:1

Medium: MSL_1800_090825 Medium parameters used : $f = 1712.4$ MHz; $\sigma = 1.47$ mho/m; $\epsilon_r = 52.1$;

$\rho = 1000$ kg/m³

Ambient Temperature : 22.3 ; Liquid Temperature : 21.5

DASY4 Configuration:

- Probe: ET3DV6 - SN1787; ConvF(4.82, 4.82, 4.82); Calibrated: 2009/5/26
- Sensor-Surface: 4mm (Mechanical Surface Detection)
- Electronics: DAE4 Sn778; Calibrated: 2008/9/22
- Phantom: ELI 4.0_Front; Type: QDOVA001BB; Serial: 1026
- Measurement SW: DASY4, V4.7 Build 80; Postprocessing SW: SEMCAD, V1.8 Build 186

Ch1312/Area Scan (31x81x1): Measurement grid: dx=15mm, dy=15mm

Maximum value of SAR (interpolated) = 0.194 mW/g

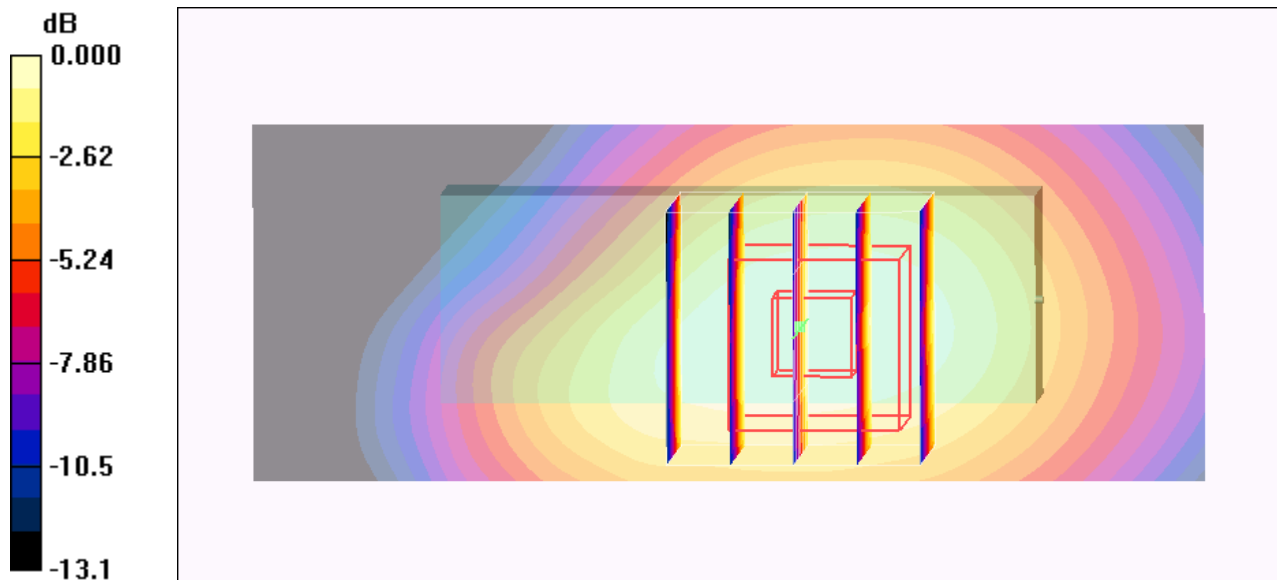
Ch1312/Zoom Scan (5x5x7)/Cube 0: Measurement grid: dx=8mm, dy=8mm, dz=5mm

Reference Value = 9.38 V/m; Power Drift = 0.078 dB

Peak SAR (extrapolated) = 0.217 W/kg

SAR(1 g) = 0.177 mW/g; SAR(10 g) = 0.119 mW/g

Maximum value of SAR (measured) = 0.189 mW/g



#12 WCDMA IV_RMC12.2K_Veritical Front_0.5cm_CH1413

DUT: 982031

Communication System: WCDMA; Frequency: 1732.6 MHz; Duty Cycle: 1:1

Medium: MSL_1800_090825 Medium parameters used: $f = 1733 \text{ MHz}$; $\sigma = 1.49 \text{ mho/m}$; $\epsilon_r = 52.1$; $\rho = 1000 \text{ kg/m}^3$

Ambient Temperature : 22.3 ; Liquid Temperature : 21.5

DASY4 Configuration:

- Probe: ET3DV6 - SN1787; ConvF(4.82, 4.82, 4.82); Calibrated: 2009/5/26
- Sensor-Surface: 4mm (Mechanical Surface Detection)
- Electronics: DAE4 Sn778; Calibrated: 2008/9/22
- Phantom: ELI 4.0_Front; Type: QDOVA001BB; Serial: 1026
- Measurement SW: DASY4, V4.7 Build 80; Postprocessing SW: SEMCAD, V1.8 Build 186

Ch1413/Area Scan (31x81x1): Measurement grid: $dx=15\text{mm}$, $dy=15\text{mm}$

Maximum value of SAR (interpolated) = 0.194 mW/g

Ch1413/Zoom Scan (5x5x7)/Cube 0: Measurement grid: $dx=8\text{mm}$, $dy=8\text{mm}$, $dz=5\text{mm}$

Reference Value = 9.76 V/m; Power Drift = -0.166 dB

Peak SAR (extrapolated) = 0.224 W/kg

SAR(1 g) = 0.168 mW/g; SAR(10 g) = 0.104 mW/g

Maximum value of SAR (measured) = 0.181 mW/g

Ch1413/Zoom Scan (5x5x7)/Cube 1: Measurement grid: $dx=8\text{mm}$, $dy=8\text{mm}$, $dz=5\text{mm}$

Reference Value = 9.76 V/m; Power Drift = -0.166 dB

Peak SAR (extrapolated) = 0.275 W/kg

SAR(1 g) = 0.165 mW/g; SAR(10 g) = 0.087 mW/g

Maximum value of SAR (measured) = 0.190 mW/g

