

SAR TEST REPORT

Equipment Under Test	HSDPA ExpressCard
Model No.	C100
FCC ID	UZI-C100
Applicant	BandRich Inc.
Address of Applicant	No.188, 4F, Sec. 2, Jhong-Sing Rd., Sin-Dian City, Taipei County 23146
Date of Receipt	2007.02.12
Date of Test(s)	2007.02.26~2007.03.03
Date of Issue	2007.03.13

Standards:

**FCC OET Bulletin 65 supplement C,
ANSI/IEEE C95.1 , C95.3, IEEE 1528**


In the configuration tested, the EUT complied with the standards specified above.

Remarks:

This report details the results of the testing carried out on one sample, the results contained in this test report do not relate to other samples of the same product. The manufacturer should ensure that all products in series production are in conformity with the product sample detailed in this report.


This report may only be reproduced and distributed in full. If the product in this report is used in any configuration other than that detailed in the report, the manufacturer must ensure the new system complies with all relevant standards. Any mention of SGS Taiwan EC Services or testing done by SGS Taiwan EC Services in connection with distribution or use of the product described in this report must be approved by SGS Taiwan EC Services in writing.

Tested by : LEO HSU



Date : 2007.03.13

Approved by : DIKIN YANG



Date : 2007.03.13

Contents

1. General Information	
1.1 Testing Laboratory.....	3
1.2 Details of Applicant.....	3
1.3 Description of EUT.....	3
1.4 Test Environment.....	4
1.5 Operation description.....	4
1.6 The SAR Measurement System.....	5
1.7 System Components.....	6
1.8 SAR System Verification.....	7
1.9 Tissue Simulant Fluid for the Frequency Band	8
1.10 Test Standards and Limits.....	9
2. Summary of Results	12
3. Instruments List	24
4. Measurement values	25
Notebook-1 HP DV6216	
4.1.1 GSM850.....	25
4.1.2 GSM1900.....	37
4.1.3 WCDMA BAND2.....	49
4.1.4 WCDMA BAND5.....	61
Notebook-2 IBM T60	
4.2.1 GSM850.....	73
4.2.2 GSM1900.....	85
4.2.3 WCDMA BAND2.....	97
4.2.4 WCDMA BAND5.....	109
Notebook-3 IBM T43	
4.3.1 GSM850.....	121
4.3.2 GSM1900.....	133
4.3.3 WCDMA BAND2.....	145
4.3.4 WCDMA BAND5.....	157
System Verification	
4.4.1 900MHz Body.....	169
4.4.2 900MHz Body.....	170
4.4.3 900MHz Body.....	171
4.4.4 1900MHz Body.....	172
4.4.5 1900MHz Body.....	173

1. General Information

1.1 Testing Laboratory

SGS Taiwan Ltd.	
5F, No. 134, Wukung Road, Wuku industrial zone	
Taipei county, Taiwan, R.O.C.	
Telephone	+886-2-2299-3279
Fax	+886-2-2298-0488
Internet	http://www.sgs.com.tw

1.2 Details of Applicant

Name	BandRich Inc.
Address	No.188, 4F, Sec. 2, Jhong-Sing Rd., Sin-Dian City, Taipei County 23146, Taiwan
Country	Taiwan
Telephone	+886-2-89146588 ext 322
Fax	+886-2-89145065
Contact Person	Jeffrey Lee
E-mail	Jeffrey@bandrich.com

1.3 Description of EUT

Product Name	HSDPA ExpressCard			
Trade Name	BandLuxe TM			
Model Number	C100			
Mode of Operation	Dual mode GSM /GPRS/EDGE & WCDMA band 2 and band 5, HSDPA supported			
Duty Cycle	GSM	GPRS	WCDMA	
	1/8	1/4	1	
Modulation Mode	GSM/GPRS	EDGE	WCDMA	
	GMSK	8PSK	HPSK/QPSK	
Maximum RF Conducted Power(Average)	EGSM 850	GSM 1900	BAND 2	BAND 5
	32.50 dBm	29.96 dBm	23.13 dBm	23.30 dBm
TX Frequency range (MHz)	EGSM 850	GSM 1900	BAND 2	BAND 5
	824.2-848.8	1850-1910	1852.4-1907.6	826.4-846.6

Channel Number (ARFCN)	EGSM 850	GSM 1900	BAND 2	BAND 5
	128-251	512-810	9262-9538	4132-4233
Antenna Gain	EGSM 850	GSM 1900	BAND 2	BAND 5
	0.05~2.23 dBi	-5.45~1.11 dBi	-5.45~1.11dBi	0.05~2.23 dBi
Antenna Type	Internal monopole antenna			
Exposure environment	Uncontrolled exposure			
IMEI code	004401590000333			
Max. SAR Measurement value (1 g)	1.05 W/kg (At GSM850 Configuration 1 Channel 251 With Notebook 1 HP-DV6216)			

Note:

1. EGPRS mode was not measured because maximum averaged output power is more than 3 dB lower in EGPRS mode than in GPRS mode.
(In EDGE mode, its power class level is E2 and output power less than 24dBm)

1.4 Test Environment

Ambient Temperature: 22.1° C
Tissue Simulating Liquid: 21.6° C
Relative Humidity: 62 %

1.5 Operation description

The EUT type is ExpressCard, which is installed inside a Notebook. Since the Notebook is placed on the top of the leg, when it operates, it is to be defined as a portable device. SAR measurement is mandatory. The EUT is controlled by using a wireless Communication Tester (8960), and the communication between the EUT and the tester is established by air link. Measurements are performed respectively on the lowest, middle and highest channels of the operating band(s). The EUT is set to maximum power level during all tests, and at the beginning of each test the battery is fully charged.

Value of Crest Factor = 4 (in GPRS mode, uplink slot=2) and 1 (in HSDPA mode) were used for SAR testing according to the nature of the EUT. The test configuration tested at the low, middle and high frequency channels. By using the program subordinated in the computer, and change into the written channel, and then test of set in highest power. Finally, we will test it by dividing into 4 configurations and use three different type NoteBooks to do the testing:

Configuration 1: Bottom face of the Notebook is paralleled with flat phantom and Notebook is contact it. Antenna of EUT is paralleled with EUT.

Configuration 2: Bottom face of the Notebook is paralleled with flat phantom and

Notebook is contact it. Antenna of EUT is Vertical with EUT.

Configuration 3: Right side of the Notebook of EUT is vertical with flat phantom and spacing between EUT and Phantom- in contact 15mm. Antenna of EUT is paralleled with EUT position.

Configuration 4: Right side of the Notebook of EUT is vertical with flat phantom and spacing between EUT and Phantom- in contact 15mm. Antenna of EUT is vertical with EUT position.

1.6 The SAR Measurement System

A photograph of the SAR measurement System is given in Fig. a. This SAR Measurement System uses a Computer-controlled 3-D stepper motor system (Speag Dasy 4 professional system). A Model EX3DV3 3526-field probe is used to determine the internal electric fields. The SAR can be obtained from the equation $SAR = \sigma (|E_i|^2) / \rho$ where σ and ρ are the conductivity and mass density of the tissue-simulant.

The DASY4 system for performing compliance tests consists of the following items:

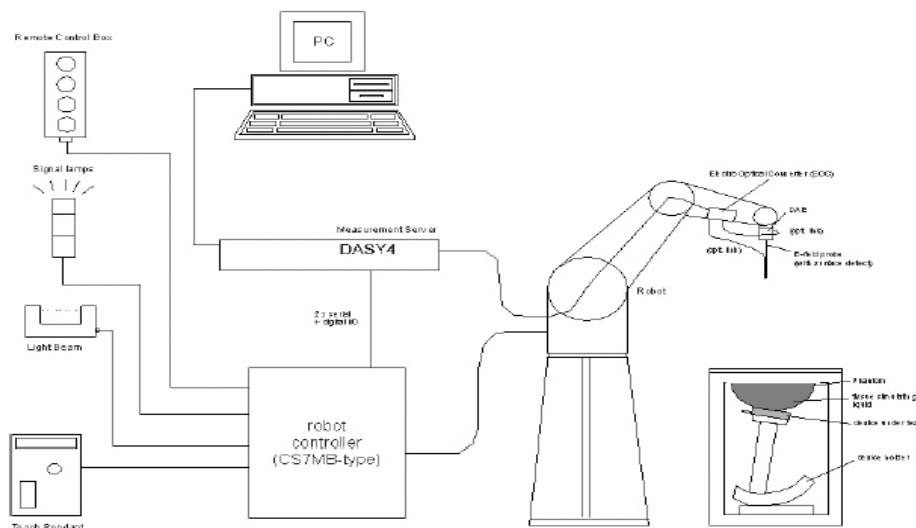



Fig. a The microwave circuit arrangement used for SAR system verification

- A standard high precision 6-axis robot (Stabile RX family) with controller, teach pendant and software. An arm extension for accommodating the data acquisition electronics (DAE).
- A dosimetric probe, i.e., an isotropic E-field probe optimized and calibrated for usage in tissue simulating liquid. The probe is equipped with an optical surface detector system.
- A data acquisition electronics (DAE) which performs the signal amplification, signal multiplexing, AD-conversion, offset measurements, mechanical surface detection, collision detection, etc. The unit is battery powered with standard or rechargeable batteries. The signal is optically transmitted to the EOC.

- The Electro-optical converter (EOC) performs the conversion between optical and electrical of the signals for the digital communication to the DAE and for the analog signal from the optical surface detection. The EOC is connected to the measurement server.
- The function of the measurement server is to perform the time critical tasks such as signal filtering, control of the robot operation and fast movement interrupts.
- A probe alignment unit which improves the (absolute) accuracy of the probe positioning.
 - A computer operating Windows 2000 or Windows XP.
 - DASY4 software.
- Remote control with teach pendant and additional circuitry for robot safety such as warning lamps, etc.
 - The SAM twin phantom enabling testing left-hand and right-hand usage.
 - The device holder for hand-held mobile phones.
 - Tissue simulating liquid mixed according to the given recipes.
 - Validation dipole kits allowing to validate the proper functioning of the system.


1.7 System Components

EX3DV3 E-Field Probe


Construction	Symmetrical design with triangular core Built-in shielding against static charges PEEK enclosure material (resistant to organic solvents, e.g., DGBE)	
Calibration	Basic Broad Band Calibration in air Conversion Factors (CF) for HSL2450 Additional CF for other liquids and frequencies upon request	
Frequency	10 MHz to > 6 GHz, Linearity: ± 0.2 dB (30 MHz to 6 GHz)	
Directivity	± 0.3 dB in HSL (rotation around probe axis) ± 0.5 dB in tissue material (rotation normal to probe axis)	
Dynamic Range	10 μ W/g to > 100 mW/g Linearity: ± 0.2 dB (noise: typically < 1 μ W/g)	
Dimensions	Overall length: 330 mm (Tip: 20 mm) Tip diameter: 2.5 mm (Body: 12 mm) Typical distance from probe tip to dipole centers: 1 mm	

Application	High precision dosimetric measurements in any exposure scenario (e.g., very strong gradient fields). Only probe which enables compliance testing for frequencies up to 6 GHz with precision of better 30%.
-------------	--

SAM PHANTOM V4.0C

Construction:	The shell corresponds to the specifications of the Specific Anthropomorphic Mannequin (SAM) phantom defined in IEEE 1528-200X, CENELEC 50361 and IEC 62209. It enables the dosimetric evaluation of left and right hand phone usage as well as body mounted usage at the flat phantom region. A cover prevents evaporation of the liquid. Reference markings on the phantom allow the complete setup of all predefined phantom positions and measurement grids by manually teaching three points with the robot.	
Shell Thickness:	2 ± 0.2 mm	
Filling Volume:	Approx. 25 liters	
Dimensions:	Height: 251 mm; Length: 1000 mm; Width: 500 mm	

DEVICE HOLDER

Construction	In combination with the Twin SAM Phantom V4.0/V4.0C or Twin SAM, the Mounting Device (made from POM) enables the rotation of the mounted transmitter in spherical coordinates, whereby the rotation point is the ear opening. The devices can be easily and accurately positioned according to IEC, IEEE, CENELEC, FCC or other specifications. The device holder can be locked at different phantom locations (left head, right head, flat phantom).	 <p>Device Holder</p>
--------------	---	--

1.8 SAR System Verification

The microwave circuit arrangement for system verification is sketched in Fig. b. The daily system accuracy verification occurs within the flat section of the SAM phantom. A SAR measurement was performed to see if the measured SAR was within +/- 10% from the target SAR values. These tests were done at 850&1900 MHz. The tests were conducted on the same days as the measurement of the DUT. The obtained results from the system accuracy verification are displayed in the table 1 (SAR values are normalized to 1W forward power delivered to the dipole). During the tests, the ambient temperature of the laboratory was in the range 22.1°C, the relative humidity was in the range 62% and the liquid depth above the ear reference points was above 15 cm in all the cases. It is seen that the system is operating within its specification, as the results are within acceptable tolerance of the reference values.

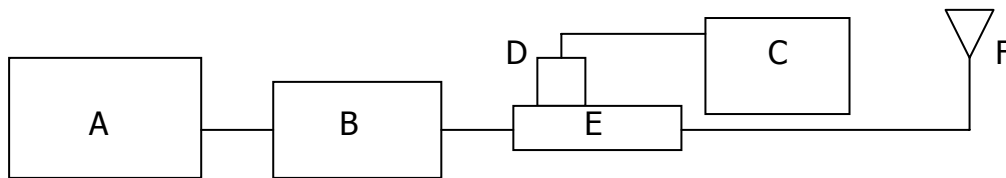



Fig.b The microwave circuit arrangement used for SAR system verification

- A. Agilent Model 8648D Signal Generator
- B. Mini circuits Model ZHL-42 Amplifier
- C. Agilent Model E4416A Power Meter
- D. Agilent Model 8481H Power Sensor
- E. Agilent Model 778D Dual directional coupling
- F. Reference dipole antenna



Photograph of the dipole Antenna

Validation Kit	Frequency (Hz)	Target SAR(1g) (Pin=250mW)	Target SAR(10g) (Pin=250mW)	Measured SAR(1g)	Measured SAR(10g)	Measured Date
D900V2 S/N: 178	900 MHz (Body)	2.68 m W/g	1.76 m W/g	2.57 m W/g	1.67 m W/g	2007-02-26
		2.68 m W/g	1.76 m W/g	2.67 m W/g	1.74 m W/g	2007-03-01
		2.68 m W/g	1.76 m W/g	2.63 m W/g	1.71 m W/g	2007-03-02
D1900V2 S/N: 5d027	1900 MHz (Body)	10.3 m W/g	5.5 m W/g	10.1 m W/g	5.30 m W/g	2007-02-27
		10.3 m W/g	5.5 m W/g	9.86 m W/g	5.14 m W/g	2007-03-02

Table 1. Results system validation

1.9 Tissue Simulant Fluid for the Frequency Band

The dielectric properties for this body-simulant fluid were measured by using the HP

Model 85070D Dielectric Probe (rates frequency band 200 MHz to 20 GHz) in conjunction with HP 8753D Network Analyzer (30 KHz-6000 MHz) by using a procedure detailed in Section V.

All dielectric parameters of tissue simulates were measured within 24 hours of SAR measurement. The depth of the tissue simulant in the ear reference point of the phantom was 15cm±5mm during all tests. (Fig .2)

Frequency (MHz)	Tissue type	Measurement date/ Limits	Dielectric Parameters		
			ρ	Σ (S/m)	Simulated Tissue Temperature(° C)
900	BODY	Measured, 2007.02.26	55.7	1.02	21.7
		Recommended Limits	52.1-58.1	0.92-1.12	20-24
	BODY	Measured, 2007.03.01	55.6	1.01	21.6
		Recommended Limits	52.1-58.1	0.92-1.12	20-24
	BODY	Measured, 2007.03.02	55.1	1.00	21.6
		Recommended Limits	52.1-58.1	0.92-1.12	20-24
1900	BODY	Measured, 2007.02.27	53.7	1.58	21.6
		Recommended Limits	50.6-56.2	1.44-1.60	20-24
	BODY	Measured, 2007.03.02	52.3	1.59	21.6
		Recommended Limits	50.6-56.2	1.44-1.60	20-24

Table 2. Dielectric Parameters of Tissue Simulant Fluid

The composition of the brain tissue simulating liquid for 900 & 1900 MHz is:

Ingredient	900Mhz(Head)	900Mhz(Body)	1900Mhz(Head)	1900Mhz(Body)
DGMBE	X	X	444.52 g	300.67
Water	532.98 g	632.68	552.42 g	716.56
Sale	18.3 g	11.72	3.06 g	4.0
Preventol D-7	2.4 g	1.2	X	X
Cellulose	3.2 g	X	X	X
Sugar	766.0 g	600 g	X	X
Total amount	1 L (1.0kg)	1 L (1.0kg)	1 L (1.0kg)	1 L (1.0kg)

Table 3. Recipes for tissue simulating liquid

1.10 Test Standards and Limits

According to FCC 47CFR §2.1093(d) The limits to be used for evaluation are based generally on criteria published by the American National Standards Institute (ANSI) for localized specific absorption rate ("SAR") in Section 4.2 of "IEEE Standard for Safety

Levels with Respect to Human Exposure to Radio Frequency Electromagnetic Fields, 3 kHz to 300 GHz," ANSI/IEEE C95.1-1992, Copyright 1992 by the Institute of Electrical and Electronics Engineers, Inc., New York, New York 10017. These criteria for SAR evaluation are similar to those recommended by the National Council on Radiation Protection and Measurements (NCRP) in "Biological Effects and Exposure Criteria for Radio frequency Electromagnetic Fields," NCRP Report No. 86, Section 17.4.5. Copyright NCRP, 1986, Bethesda, Maryland 20814. SAR is a measure of the rate of energy absorption due to exposure to an RF transmitting source. SAR values have been related to threshold levels for potential biological hazards. The criteria to be used are specified in paragraphs (d)(1) and (d)(2) of this section and shall apply for portable devices transmitting in the frequency range from 100 kHz to 6 GHz. Portable devices that transmit at frequencies above 6 GHz are to be evaluated in terms of the MPE limits specified in § 1.1310 of this chapter. Measurements and calculations to demonstrate compliance with MPE field strength or power density limits for devices operating above 6 GHz should be made at a minimum distance of 5 cm from the radiating source.

(1) Limits for Occupational/Controlled exposure: 0.4 W/kg as averaged over the whole-body and spatial peak SAR not exceeding 8 W/kg as averaged over any 1 gram of tissue (defined as a tissue volume in the shape of a cube). Exceptions are the hands, wrists, feet and ankles where the spatial peak SAR shall not exceed 20 W/kg, as averaged over an 10 grams of tissue (defined as a tissue volume in the shape of a cube). Occupational/Controlled limits apply when persons are exposed as a consequence of their employment provided these persons are fully aware of and exercise control over their exposure. Awareness of exposure can be accomplished by use of warning labels or by specific training or education through appropriate means, such as an RF safety program in a work environment.

(2) Limits for General Population/Uncontrolled exposure: 0.08 W/kg as averaged over the whole-body and spatial peak SAR not exceeding 1.6 W/kg as averaged over any 1 gram of tissue (defined as a tissue volume in the shape of a cube). Exceptions are the hands, wrists, feet and ankles where the spatial peak SAR shall not exceed 4 W/kg, as averaged over any 10 grams of tissue (defined as a tissue volume in the shape of a cube). General Population/Uncontrolled limits apply when the general public may be exposed, or when persons that are exposed as a consequence of their employment may not be fully aware of the potential for exposure or do not exercise control over their exposure. Warning labels placed on consumer devices such as cellular telephones will not be sufficient reason to allow these devices to be evaluated subject to limits for occupational/controlled exposure in paragraph (d)(1) of this section.(Table .4)

Human Exposure	Uncontrolled Environment General Population	Controlled Environment Occupational
Spatial Peak SAR (Brain)	1.60 m W/g	8.00 m W/g
Spatial Average SAR (Whole Body)	0.08 m W/g	0.40 m W/g
Spatial Peak SAR (Hands/Feet/Ankle/Wrist)	4.00 m W/g	20.00 m W/g

Table .4 RF exposure limits

Notes:

1. Uncontrolled environments are defined as locations where there is potential exposure of individuals who have no knowledge or control of their potential exposure.
2. Controlled environments are defined as locations where there is potential exposure of individuals who have knowledge of their potential exposure and can exercise control over their exposure.

2.Summary of Results

Notebook 1: HP-DV6216 (S/N:CNF7031Q7R)						
Testing in GPRS 850 mode (uplink solt=2, Crest factor=4)						
Configuration 1 - NB and ANT Horizontal						
Frequency	Channel	MHz	Conducted Output Power (Average)	Measured(W/kg) 1g	Amb. Temp[°C]	Liquid Temp[°C]
850 MHz	128	824.2	32.46dbm	0.892	22.1	21.7
	190	836.6	32.50dbm	1.020	22.1	21.7
	251	848.8	32.41dbm	1.050	22.1	21.7
Configuration 2 - NB Horizontal and ANT Vertical						
Frequency	Channel	MHz	Conducted Output Power (Average)	Measured(W/kg) 1g	Amb. Temp[°C]	Liquid Temp[°C]
850 MHz	128	824.2	32.46dbm	0.725	22.1	21.7
	190	836.6	32.50dbm	0.811	22.1	21.7
	251	848.8	32.41dbm	0.848	22.1	21.7
Configuration 3 - NB Vertical and ANT Horizontal						
Frequency	Channel	MHz	Conducted Output Power (Average)	Measured(W/kg) 1g	Amb. Temp[°C]	Liquid Temp[°C]
850 MHz	128	824.2	32.46dbm	0.020	22.1	21.7
	190	836.6	32.50dbm	0.030	22.1	21.7
	251	848.8	32.41dbm	0.042	22.1	21.7
Configuration 4 - NB and ANT Vertical						
Frequency	Channel	MHz	Conducted Output Power (Average)	Measured(W/kg) 1g	Amb. Temp[°C]	Liquid Temp[°C]
850 MHz	128	824.2	32.46dbm	0.045	22.1	21.7
	190	836.6	32.50dbm	0.056	22.1	21.7
	251	848.8	32.41dbm	0.067	22.1	21.7

Notebook 1: HP-DV6216 (S/N:CNF7031Q7R)						
Testing in GPRS 1900 mode (uplink solt=2, Crest factor=4)						
Configuration 1 - NB and ANT Horizontal						
Frequency	Channel	MHz	Conducted Output Power (Average)	Measured(W/kg) 1g	Amb. Temp[°C]	Liquid Temp[°C]
1900 MHz	512	1850.2	29.30dbm	0.404	22	21.6
	661	1880	29.48dbm	0.466	22	21.6
	810	1909.8	29.96dbm	0.349	22	21.6
Configuration 2 - NB Horizontal and ANT Vertical						
Frequency	Channel	MHz	Conducted Output Power (Average)	Measured(W/kg) 1g	Amb. Temp[°C]	Liquid Temp[°C]
1900 MHz	512	1850.2	29.30dbm	0.065	22	21.6
	661	1880	29.48dbm	0.069	22	21.6
	810	1909.8	29.96dbm	0.048	22	21.6
Configuration 3 - NB Vertical and ANT Horizontal						
Frequency	Channel	MHz	Conducted Output Power (Average)	Measured(W/kg) 1g	Amb. Temp[°C]	Liquid Temp[°C]
1900 MHz	512	1850.2	29.30dbm	0.287	22	21.6
	661	1880	29.48dbm	0.337	22	21.6
	810	1909.8	29.96dbm	0.271	22	21.6
Configuration 4 - NB and ANT Vertical						
Frequency	Channel	MHz	Conducted Output Power (Average)	Measured(W/kg) 1g	Amb. Temp[°C]	Liquid Temp[°C]
1900 MHz	512	1850.2	29.30dbm	0.206	22	21.6
	661	1880	29.48dbm	0.230	22	21.6
	810	1909.8	29.96dbm	0.178	22	21.6

Notebook 1: HP-DV6216 (S/N:CNF7031Q7R)						
Testing in WCDMA Band 2 mode, Crest factor=1						
Configuration 1 - NB and ANT Horizontal						
Frequency	Channel	MHz	Conducted Output Power (Average)	Measured(W/kg) 1g	Amb. Temp[°C]	Liquid Temp[°C]
WCDMA B2	9262	1852.4	23.08dBm	0.243	22	21.6
	9400	1880.0	23.13dBm	0.196	22	21.6
	9538	1907.6	23.03dBm	0.316	22	21.6
Configuration 2 - NB Horizontal and ANT Vertical						
Frequency	Channel	MHz	Conducted Output Power (Average)	Measured(W/kg) 1g	Amb. Temp[°C]	Liquid Temp[°C]
WCDMA B2	9262	1852.4	23.08dBm	0.041	22	21.6
	9400	1880.0	23.13dBm	0.026	22	21.6
	9538	1907.6	23.03dBm	0.052	22	21.6
Configuration 3 - NB Vertical and ANT Horizontal						
Frequency	Channel	MHz	Conducted Output Power (Average)	Measured(W/kg) 1g	Amb. Temp[°C]	Liquid Temp[°C]
WCDMA B2	9262	1852.4	23.08dBm	0.187	22	21.6
	9400	1880.0	23.13dBm	0.145	22	21.6
	9538	1907.6	23.03dBm	0.237	22	21.6
Configuration 4 - NB and ANT Vertical						
Frequency	Channel	MHz	Conducted Output Power (Average)	Measured(W/kg) 1g	Amb. Temp[°C]	Liquid Temp[°C]
WCDMA B2	9262	1852.4	23.08dBm	0.116	22	21.6
	9400	1880.0	23.13dBm	0.090	22	21.6
	9538	1907.6	23.03dBm	0.136	22	21.6

Notebook 1: HP-DV6216 (S/N:CNF7031Q7R)						
Testing in WCDMA Band 5 mode, Crest factor=1						
Configuration 1 - NB and ANT Horizontal						
Frequency	Channel	MHz	Conducted Output Power (Average)	Measured(W/kg) 1g	Amb. Temp[°C]	Liquid Temp[°C]
WCDMA B5	4132	826.4	23.12dBm	0.633	22	21.6
	4183	836.6	23.26dBm	0.636	22	21.6
	4233	846.6	23.30dBm	0.660	22	21.6
Configuration 2 - NB Horizontal and ANT Vertical						
Frequency	Channel	MHz	Conducted Output Power (Average)	Measured(W/kg) 1g	Amb. Temp[°C]	Liquid Temp[°C]
WCDMA B5	4132	826.4	23.12dBm	0.520	22	21.6
	4183	836.6	23.26dBm	0.512	22	21.6
	4233	846.6	23.30dBm	0.539	22	21.6
Configuration 3 - NB Vertical and ANT Horizontal						
Frequency	Channel	MHz	Conducted Output Power (Average)	Measured(W/kg) 1g	Amb. Temp[°C]	Liquid Temp[°C]
WCDMA B5	4132	826.4	23.12dBm	0.018	22	21.6
	4183	836.6	23.26dBm	0.018	22	21.6
	4233	846.6	23.30dBm	0.024	22	21.6
Configuration 4 - NB and ANT Vertical						
Frequency	Channel	MHz	Conducted Output Power (Average)	Measured(W/kg) 1g	Amb. Temp[°C]	Liquid Temp[°C]
WCDMA B5	4132	826.4	23.12dBm	0.037	22	21.6
	4183	836.6	23.26dBm	0.039	22	21.6
	4233	846.6	23.30dBm	0.044	22	21.6

Notebook 2: IBM T60 (S/N:L3DK794)						
Testing in GPRS 850 mode (uplink solt=2, Crest factor=4)						
Configuration 1 - NB and ANT Horizontal						
Frequency	Channel	MHz	Conducted Output Power (Average)	Measured(W/kg) 1g	Amb. Temp[°C]	Liquid Temp[°C]
850 MHz	128	824.2	32.46dbm	0.591	22.1	21.7
	190	836.6	32.50dbm	0.697	22.1	21.7
	251	848.8	32.41dbm	0.810	22.1	21.7
Configuration 2 - NB Horizontal and ANT Vertical						
Frequency	Channel	MHz	Conducted Output Power (Average)	Measured(W/kg) 1g	Amb. Temp[°C]	Liquid Temp[°C]
850 MHz	128	824.2	32.46dbm	0.466	22.1	21.7
	190	836.6	32.50dbm	0.542	22.1	21.7
	251	848.8	32.41dbm	0.622	22.1	21.7
Configuration 3 - NB Vertical and ANT Horizontal						
Frequency	Channel	MHz	Conducted Output Power (Average)	Measured(W/kg) 1g	Amb. Temp[°C]	Liquid Temp[°C]
850 MHz	128	824.2	32.46dbm	0.026	22.1	21.7
	190	836.6	32.50dbm	0.033	22.1	21.7
	251	848.8	32.41dbm	0.041	22.1	21.7
Configuration 4 - NB and ANT Vertical						
Frequency	Channel	MHz	Conducted Output Power (Average)	Measured(W/kg) 1g	Amb. Temp[°C]	Liquid Temp[°C]
850 MHz	128	824.2	32.46dbm	0.027	22.1	21.7
	190	836.6	32.50dbm	0.032	22.1	21.7
	251	848.8	32.41dbm	0.037	22.1	21.7

Notebook 2: IBM T60 (S/N:L3DK794)						
Testing in GPRS 1900 mode (uplink solt=2, Crest factor=4)						
Configuration 1 - NB and ANT Horizontal						
Frequency	Channel	MHz	Conducted Output Power (Average)	Measured(W/kg) 1g	Amb. Temp[°C]	Liquid Temp[°C]
1900 MHz	512	1850.2	29.30dbm	0.423	22	21.6
	661	1880	29.48dbm	0.508	22	21.6
	810	1909.8	29.96dbm	0.399	22	21.6
Configuration 2 - NB Horizontal and ANT Vertical						
Frequency	Channel	MHz	Conducted Output Power (Average)	Measured(W/kg) 1g	Amb. Temp[°C]	Liquid Temp[°C]
1900 MHz	512	1850.2	29.30dbm	0.083	22	21.6
	661	1880	29.48dbm	0.082	22	21.6
	810	1909.8	29.96dbm	0.054	22	21.6
Configuration 3 - NB Vertical and ANT Horizontal						
Frequency	Channel	MHz	Conducted Output Power (Average)	Measured(W/kg) 1g	Amb. Temp[°C]	Liquid Temp[°C]
1900 MHz	512	1850.2	29.30dbm	0.265	22	21.6
	661	1880	29.48dbm	0.302	22	21.6
	810	1909.8	29.96dbm	0.234	22	21.6
Configuration 4 - NB and ANT Vertical						
Frequency	Channel	MHz	Conducted Output Power (Average)	Measured(W/kg) 1g	Amb. Temp[°C]	Liquid Temp[°C]
1900 MHz	512	1850.2	29.30dbm	0.252	22	21.6
	661	1880	29.48dbm	0.283	22	21.6
	810	1909.8	29.96dbm	0.213	22	21.6

Notebook 2: IBM T60 (S/N:L3DK794)						
Testing in WCDMA Band 2 mode, Crest factor=1						
Configuration 1 - NB and ANT Horizontal						
Frequency	Channel	MHz	Conducted Output Power (Average)	Measured(W/kg) 1g	Amb. Temp[°C]	Liquid Temp[°C]
WCDMA B2	9262	1852.4	23.08dBm	0.276	22	21.6
	9400	1880.0	23.13dBm	0.208	22	21.6
	9538	1907.6	23.03dBm	0.318	22	21.6
Configuration 2 - NB Horizontal and ANT Vertical						
Frequency	Channel	MHz	Conducted Output Power (Average)	Measured(W/kg) 1g	Amb. Temp[°C]	Liquid Temp[°C]
WCDMA B2	9262	1852.4	23.08dBm	0.054	22	21.6
	9400	1880.0	23.13dBm	0.031	22	21.6
	9538	1907.6	23.03dBm	0.041	22	21.6
Configuration 3 - NB Vertical and ANT Horizontal						
Frequency	Channel	MHz	Conducted Output Power (Average)	Measured(W/kg) 1g	Amb. Temp[°C]	Liquid Temp[°C]
WCDMA B2	9262	1852.4	23.08dBm	0.162	22	21.6
	9400	1880.0	23.13dBm	0.125	22	21.6
	9538	1907.6	23.03dBm	0.185	22	21.6
Configuration 4 - NB and ANT Vertical						
Frequency	Channel	MHz	Conducted Output Power (Average)	Measured(W/kg) 1g	Amb. Temp[°C]	Liquid Temp[°C]
WCDMA B2	9262	1852.4	23.08dBm	0.152	22	21.6
	9400	1880.0	23.13dBm	0.118	22	21.6
	9538	1907.6	23.03dBm	0.166	22	21.6

Notebook 2: IBM T60 (S/N:L3DK794)						
Testing in WCDMA Band 5 mode, Crest factor=1						
Configuration 1 - NB and ANT Horizontal						
Frequency	Channel	MHz	Conducted Output Power (Average)	Measured(W/kg) 1g	Amb. Temp[°C]	Liquid Temp[°C]
WCDMA B5	4132	826.4	23.12dBm	0.450	22	21.6
	4183	836.6	23.26dBm	0.420	22	21.6
	4233	846.6	23.30dBm	0.483	22	21.6
Configuration 2 - NB Horizontal and ANT Vertical						
Frequency	Channel	MHz	Conducted Output Power (Average)	Measured(W/kg) 1g	Amb. Temp[°C]	Liquid Temp[°C]
WCDMA B5	4132	826.4	23.12dBm	0.377	22	21.6
	4183	836.6	23.26dBm	0.362	22	21.6
	4233	846.6	23.30dBm	0.400	22	21.6
Configuration 3 - NB Vertical and ANT Horizontal						
Frequency	Channel	MHz	Conducted Output Power (Average)	Measured(W/kg) 1g	Amb. Temp[°C]	Liquid Temp[°C]
WCDMA B5	4132	826.4	23.12dBm	0.022	22	21.6
	4183	836.6	23.26dBm	0.020	22	21.6
	4233	846.6	23.30dBm	0.025	22	21.6
Configuration 4 - NB and ANT Vertical						
Frequency	Channel	MHz	Conducted Output Power (Average)	Measured(W/kg) 1g	Amb. Temp[°C]	Liquid Temp[°C]
WCDMA B5	4132	826.4	23.12dBm	0.021	22	21.6
	4183	836.6	23.26dBm	0.020	22	21.6
	4233	846.6	23.30dBm	0.021	22	21.6

Notebook 3: IBM T43 (S/N:L3KTWG8)						
Testing in GPRS 850 mode (uplink solt=2, Crest factor=4)						
Configuration 1 - NB and ANT Horizontal						
Frequency	Channel	MHz	Conducted Output Power (Average)	Measured(W/kg) 1g	Amb. Temp[°C]	Liquid Temp[°C]
850 MHz	128	824.2	32.46dbm	0.766	22.1	21.7
	190	836.6	32.50dbm	0.918	22.1	21.7
	251	848.8	32.41dbm	0.998	22.1	21.7
Configuration 2 - NB Horizontal and ANT Vertical						
Frequency	Channel	MHz	Conducted Output Power (Average)	Measured(W/kg) 1g	Amb. Temp[°C]	Liquid Temp[°C]
850 MHz	128	824.2	32.46dbm	0.605	22.1	21.7
	190	836.6	32.50dbm	0.720	22.1	21.7
	251	848.8	32.41dbm	0.777	22.1	21.7
Configuration 3 - NB Vertical and ANT Horizontal						
Frequency	Channel	MHz	Conducted Output Power (Average)	Measured(W/kg) 1g	Amb. Temp[°C]	Liquid Temp[°C]
850 MHz	128	824.2	32.46dbm	0.017	22.1	21.7
	190	836.6	32.50dbm	0.024	22.1	21.7
	251	848.8	32.41dbm	0.034	22.1	21.7
Configuration 4 - NB and ANT Vertical						
Frequency	Channel	MHz	Conducted Output Power (Average)	Measured(W/kg) 1g	Amb. Temp[°C]	Liquid Temp[°C]
850 MHz	128	824.2	32.46dbm	0.038	22.1	21.7
	190	836.6	32.50dbm	0.049	22.1	21.7
	251	848.8	32.41dbm	0.062	22.1	21.7

Notebook 3: IBM T43 (S/N:L3KTWG8)						
Testing in GPRS 1900 mode (uplink solt=2, Crest factor=4)						
Configuration 1 - NB and ANT Horizontal						
Frequency	Channel	MHz	Conducted Output Power (Average)	Measured(W/kg) 1g	Amb. Temp[°C]	Liquid Temp[°C]
1900 MHz	512	1850.2	29.30dbm	0.572	22	21.6
	661	1880	29.48dbm	0.728	22	21.6
	810	1909.8	29.96dbm	0.562	22	21.6
Configuration 2 - NB Horizontal and ANT Vertical						
Frequency	Channel	MHz	Conducted Output Power (Average)	Measured(W/kg) 1g	Amb. Temp[°C]	Liquid Temp[°C]
1900 MHz	512	1850.2	29.30dbm	0.073	22	21.6
	661	1880	29.48dbm	0.077	22	21.6
	810	1909.8	29.96dbm	0.065	22	21.6
Configuration 3 - NB Vertical and ANT Horizontal						
Frequency	Channel	MHz	Conducted Output Power (Average)	Measured(W/kg) 1g	Amb. Temp[°C]	Liquid Temp[°C]
1900 MHz	512	1850.2	29.30dbm	0.288	22	21.6
	661	1880	29.48dbm	0.363	22	21.6
	810	1909.8	29.96dbm	0.291	22	21.6
Configuration 4 - NB and ANT Vertical						
Frequency	Channel	MHz	Conducted Output Power (Average)	Measured(W/kg) 1g	Amb. Temp[°C]	Liquid Temp[°C]
1900 MHz	512	1850.2	29.30dbm	0.210	22	21.6
	661	1880	29.48dbm	0.280	22	21.6
	810	1909.8	29.96dbm	0.218	22	21.6

Notebook 3: IBM T43 (S/N:L3KTWG8)						
Testing in WCDMA B2 mode, Crest factor=1						
Configuration 1 - NB and ANT Horizontal						
Frequency	Channel	MHz	Conducted Output Power (Average)	Measured(W/kg) 1g	Amb. Temp[°C]	Liquid Temp[°C]
WCDMA B2	9262	1852.4	23.08dBm	0.353	22	21.6
	9400	1880.0	23.13dBm	0.282	22	21.6
	9538	1907.6	23.03dBm	0.449	22	21.6
Configuration 2 - NB Horizontal and ANT Vertical						
Frequency	Channel	MHz	Conducted Output Power (Average)	Measured(W/kg) 1g	Amb. Temp[°C]	Liquid Temp[°C]
WCDMA B2	9262	1852.4	23.08dBm	0.052	22	21.6
	9400	1880.0	23.13dBm	0.038	22	21.6
	9538	1907.6	23.03dBm	0.055	22	21.6
Configuration 3 - NB Vertical and ANT Horizontal						
Frequency	Channel	MHz	Conducted Output Power (Average)	Measured(W/kg) 1g	Amb. Temp[°C]	Liquid Temp[°C]
WCDMA B2	9262	1852.4	23.08dBm	0.177	22	21.6
	9400	1880.0	23.13dBm	0.145	22	21.6
	9538	1907.6	23.03dBm	0.256	22	21.6
Configuration 4 - NB and ANT Vertical						
Frequency	Channel	MHz	Conducted Output Power (Average)	Measured(W/kg) 1g	Amb. Temp[°C]	Liquid Temp[°C]
WCDMA B2	9262	1852.4	23.08dBm	0.152	22	21.6
	9400	1880.0	23.13dBm	0.108	22	21.6
	9538	1907.6	23.03dBm	0.183	22	21.6

Notebook 3: IBM T43 (S/N:L3KTWG8)						
Testing in WCDMA B5 mode, Crest factor=1						
Configuration 1 - NB and ANT Horizontal						
Frequency	Channel	MHz	Conducted Output Power (Average)	Measured(W/kg) 1g	Amb. Temp[°C]	Liquid Temp[°C]
WCDMA B5	4132	826.4	23.12dBm	0.545	22	21.6
	4183	836.6	23.26dBm	0.562	22	21.6
	4233	846.6	23.30dBm	0.547	22	21.6
Configuration 2 - NB Horizontal and ANT Vertical						
Frequency	Channel	MHz	Conducted Output Power (Average)	Measured(W/kg) 1g	Amb. Temp[°C]	Liquid Temp[°C]
WCDMA B5	4132	826.4	23.12dBm	0.445	22	21.6
	4183	836.6	23.26dBm	0.444	22	21.6
	4233	846.6	23.30dBm	0.479	22	21.6
Configuration 3 - NB Vertical and ANT Horizontal						
Frequency	Channel	MHz	Conducted Output Power (Average)	Measured(W/kg) 1g	Amb. Temp[°C]	Liquid Temp[°C]
WCDMA B5	4132	826.4	23.12dBm	0.016	22	21.6
	4183	836.6	23.26dBm	0.016	22	21.6
	4233	846.6	23.30dBm	0.023	22	21.6
Configuration 4 - NB and ANT Vertical						
Frequency	Channel	MHz	Conducted Output Power (Average)	Measured(W/kg) 1g	Amb. Temp[°C]	Liquid Temp[°C]
WCDMA B5	4132	826.4	23.12dBm	0.038	22	21.6
	4183	836.6	23.26dBm	0.039	22	21.6
	4233	846.6	23.30dBm	0.046	22	21.6

3. Instruments List

Manufacturer	Device	Type	Serial number	Date of last calibration
Schmid & Partner Engineering AG	Dosimetric E-Field Probe	EX3DV3	3526	Aug.25.2006
Schmid & Partner Engineering AG	900/1900 MHz System Validation Dipole	D900V2 D1900V2	178 5d027	Feb.19.2007 Mar.21.2006
Schmid & Partner Engineering AG	Data acquisition Electronics	DAE4	679	Mar.21.2006
Schmid & Partner Engineering AG	Software	DASY 4 V4.7 Build 53	N/A	Calibration isn't necessary
Schmid & Partner Engineering AG	Phantom	SAM 1 SAM 2	N/A	Calibration isn't necessary
Agilent	Network Analyzer	8753D	3410A05547	Nov.16.2006
Agilent	Dielectric Probe Kit	85070D	US01440168	Calibration isn't necessary
Agilent	Dual-directional coupler	778D	50313	Sep.01.2006
Agilent	RF Signal Generator	8648D	3847M00432	May.04.2006
Agilent	Power Sensor	8481H	MY41091361	May.27.2006
Agilent	8960 Series 10 Wireless Communication Tester	8960	GB44051912	Nov.28.2006

4. Measurements

CH128_NB-H_ANT-H_HP6216

Date/Time: 2007/2/27 01:42:40

DUT: BandRich; Type: GSM 850; Serial: 004401590000333

Communication System: GSM 850; Frequency: 824.2 MHz; Duty Cycle: 1:4

Medium: Muscle 900 MHz Medium parameters used (interpolated): $f = 824.2$ MHz; $\sigma = 0.941$ mho/m;

$\epsilon_r = 55.9$; $\rho = 1000$ kg/m³

Phantom section: Flat Section

DASY4 Configuration:

- Probe: EX3DV3 - SN3526; ConvF(11.63, 11.63, 11.63); Calibrated: 2006/8/25
- Sensor-Surface: 4mm (Mechanical Surface Detection)
- Electronics: DAE4 Sn679; Calibrated: 2006/3/21
- Phantom: SAM1; Type: SAM 4.0; Serial: TP:1419
- Measurement SW: DASY4, V4.7 Build 53; Postprocessing SW: SEMCAD, V1.8 Build 172

BODY/Area Scan (41x81x1): Measurement grid: dx=15mm, dy=15mm

Maximum value of SAR (interpolated) = 0.960 mW/g


BODY/Zoom Scan (5x5x7)/Cube 0: Measurement grid: dx=8mm, dy=8mm, dz=5mm

Reference Value = 15.2 V/m; Power Drift = -0.003 dB

Peak SAR (extrapolated) = 1.29 W/kg

SAR(1 g) = 0.892 mW/g; SAR(10 g) = 0.597 mW/g

Maximum value of SAR (measured) = 0.949 mW/g



0 dB = 0.949mW/g

CH190_NB-H_ANT-H_HP6216

DUT: BandRich; Type: GSM 850; Serial: 004401590000333

Communication System: GSM 850; Frequency: 836.6 MHz; Duty Cycle: 1:4

Medium: Muscle 900 MHz Medium parameters used (interpolated): $f = 836.6$ MHz; $\sigma = 0.951$ mho/m;

$\epsilon_r = 55.8$; $\rho = 1000$ kg/m³

Phantom section: Flat Section

DASY4 Configuration:

- Probe: EX3DV3 - SN3526; ConvF(11.63, 11.63, 11.63); Calibrated: 2006/8/25
- Sensor-Surface: 4mm (Mechanical Surface Detection)
- Electronics: DAE4 Sn679; Calibrated: 2006/3/21
- Phantom: SAM1; Type: SAM 4.0; Serial: TP:1419
- Measurement SW: DASY4, V4.7 Build 53; Postprocessing SW: SEMCAD, V1.8 Build 172

BODY/Area Scan (41x81x1): Measurement grid: dx=15mm, dy=15mm

Maximum value of SAR (interpolated) = 1.09 mW/g


BODY/Zoom Scan (5x5x7)/Cube 0: Measurement grid: dx=8mm, dy=8mm, dz=5mm

Reference Value = 16.0 V/m; Power Drift = 0.019 dB

Peak SAR (extrapolated) = 1.47 W/kg

SAR(1 g) = 1.02 mW/g; SAR(10 g) = 0.680 mW/g

Maximum value of SAR (measured) = 1.08 mW/g



0 dB = 1.08mW/g

CH251_NB-H_ANT-H_HP6216

DUT: BandRich; Type: GSM 850; Serial: 004401590000333

Communication System: GSM 850; Frequency: 848.8 MHz; Duty Cycle: 1:4

Medium: Muscle 900 MHz Medium parameters used (interpolated): $f = 848.8$ MHz; $\sigma = 0.96$ mho/m; $\epsilon_r = 55.6$; $\rho = 1000$ kg/m³

Phantom section: Flat Section

DASY4 Configuration:

- Probe: EX3DV3 - SN3526; ConvF(11.63, 11.63, 11.63); Calibrated: 2006/8/25
- Sensor-Surface: 4mm (Mechanical Surface Detection)
- Electronics: DAE4 Sn679; Calibrated: 2006/3/21
- Phantom: SAM1; Type: SAM 4.0; Serial: TP:1419
- Measurement SW: DASY4, V4.7 Build 53; Postprocessing SW: SEMCAD, V1.8 Build 172

BODY/Area Scan (41x81x1): Measurement grid: dx=15mm, dy=15mm

Maximum value of SAR (interpolated) = 1.13 mW/g


BODY/Zoom Scan (5x5x7)/Cube 0: Measurement grid: dx=8mm, dy=8mm, dz=5mm

Reference Value = 16.0 V/m; Power Drift = 0.017 dB

Peak SAR (extrapolated) = 1.53 W/kg

SAR(1 g) = 1.05 mW/g; SAR(10 g) = 0.702 mW/g

Maximum value of SAR (measured) = 1.13 mW/g



CH128_NB-H_ANT-V_HP6216

DUT: BandRich-V; Type: GSM 850; Serial: 004401590000333

Communication System: GSM 850; Frequency: 824.2 MHz; Duty Cycle: 1:4

Medium: Muscle 900 MHz Medium parameters used (interpolated): $f = 824.2$ MHz; $\sigma = 0.941$ mho/m;

$\epsilon_r = 55.9$; $\rho = 1000$ kg/m³

Phantom section: Flat Section

DASY4 Configuration:

- Probe: EX3DV3 - SN3526; ConvF(11.63, 11.63, 11.63); Calibrated: 2006/8/25
- Sensor-Surface: 4mm (Mechanical Surface Detection)
- Electronics: DAE4 Sn679; Calibrated: 2006/3/21
- Phantom: SAM1; Type: SAM 4.0; Serial: TP:1419
- Measurement SW: DASY4, V4.7 Build 53; Postprocessing SW: SEMCAD, V1.8 Build 172

BODY/Area Scan (41x81x1): Measurement grid: dx=15mm, dy=15mm

Maximum value of SAR (interpolated) = 0.767 mW/g


BODY/Zoom Scan (5x5x7)/Cube 0: Measurement grid: dx=8mm, dy=8mm, dz=5mm

Reference Value = 13.5 V/m; Power Drift = -0.013 dB

Peak SAR (extrapolated) = 1.06 W/kg

SAR(1 g) = 0.725 mW/g; SAR(10 g) = 0.482 mW/g

Maximum value of SAR (measured) = 0.777 mW/g



0 dB = 0.777mW/g

CH190_NB-H_ANT-V_HP6216

DUT: BandRich-V; Type: GSM 850; Serial: 004401590000333

Communication System: GSM 850; Frequency: 836.6 MHz; Duty Cycle: 1:4

Medium: Muscle 900 MHz Medium parameters used (interpolated): $f = 836.6$ MHz; $\sigma = 0.951$ mho/m;

$\epsilon_r = 55.8$; $\rho = 1000$ kg/m³

Phantom section: Flat Section

DASY4 Configuration:

- Probe: EX3DV3 - SN3526; ConvF(11.63, 11.63, 11.63); Calibrated: 2006/8/25
- Sensor-Surface: 4mm (Mechanical Surface Detection)
- Electronics: DAE4 Sn679; Calibrated: 2006/3/21
- Phantom: SAM1; Type: SAM 4.0; Serial: TP:1419
- Measurement SW: DASY4, V4.7 Build 53; Postprocessing SW: SEMCAD, V1.8 Build 172

BODY/Area Scan (41x81x1): Measurement grid: dx=15mm, dy=15mm

Maximum value of SAR (interpolated) = 0.867 mW/g


BODY/Zoom Scan (5x5x7)/Cube 0: Measurement grid: dx=8mm, dy=8mm, dz=5mm

Reference Value = 14.1 V/m; Power Drift = 0.015 dB

Peak SAR (extrapolated) = 1.19 W/kg

SAR(1 g) = 0.811 mW/g; SAR(10 g) = 0.539 mW/g

Maximum value of SAR (measured) = 0.865 mW/g



0 dB = 0.865mW/g

CH251_NB-H_ANT-V_HP6216

DUT: BandRich-V; Type: GSM 850; Serial: 004401590000333

Communication System: GSM 850; Frequency: 848.8 MHz; Duty Cycle: 1:4

Medium: Muscle 900 MHz Medium parameters used (interpolated): $f = 848.8$ MHz; $\sigma = 0.96$ mho/m; $\epsilon_r = 55.6$; $\rho = 1000$ kg/m³

Phantom section: Flat Section

DASY4 Configuration:

- Probe: EX3DV3 - SN3526; ConvF(11.63, 11.63, 11.63); Calibrated: 2006/8/25
- Sensor-Surface: 4mm (Mechanical Surface Detection)
- Electronics: DAE4 Sn679; Calibrated: 2006/3/21
- Phantom: SAM1; Type: SAM 4.0; Serial: TP:1419
- Measurement SW: DASY4, V4.7 Build 53; Postprocessing SW: SEMCAD, V1.8 Build 172

BODY/Area Scan (41x81x1): Measurement grid: dx=15mm, dy=15mm

Maximum value of SAR (interpolated) = 0.883 mW/g


BODY/Zoom Scan (5x5x7)/Cube 0: Measurement grid: dx=8mm, dy=8mm, dz=5mm

Reference Value = 13.9 V/m; Power Drift = 0.113 dB

Peak SAR (extrapolated) = 1.24 W/kg

SAR(1 g) = 0.848 mW/g; SAR(10 g) = 0.563 mW/g

Maximum value of SAR (measured) = 0.912 mW/g



CH128_NB-V_ANT-H_HP6216

DUT: BandRich; Type: GSM 850; Serial: 004401590000333

Communication System: GSM 850; Frequency: 824.2 MHz; Duty Cycle: 1:4

Medium: Muscle 900 MHz Medium parameters used (interpolated): $f = 824.2$ MHz; $\sigma = 0.941$ mho/m;

$\epsilon_r = 55.9$; $\rho = 1000$ kg/m³

Phantom section: Flat Section

DASY4 Configuration:

- Probe: EX3DV3 - SN3526; ConvF(11.63, 11.63, 11.63); Calibrated: 2006/8/25
- Sensor-Surface: 4mm (Mechanical Surface Detection)
- Electronics: DAE4 Sn679; Calibrated: 2006/3/21
- Phantom: SAM1; Type: SAM 4.0; Serial: TP:1419
- Measurement SW: DASY4, V4.7 Build 53; Postprocessing SW: SEMCAD, V1.8 Build 172

BODY/Area Scan (51x51x1): Measurement grid: dx=15mm, dy=15mm

Maximum value of SAR (interpolated) = 0.022 mW/g

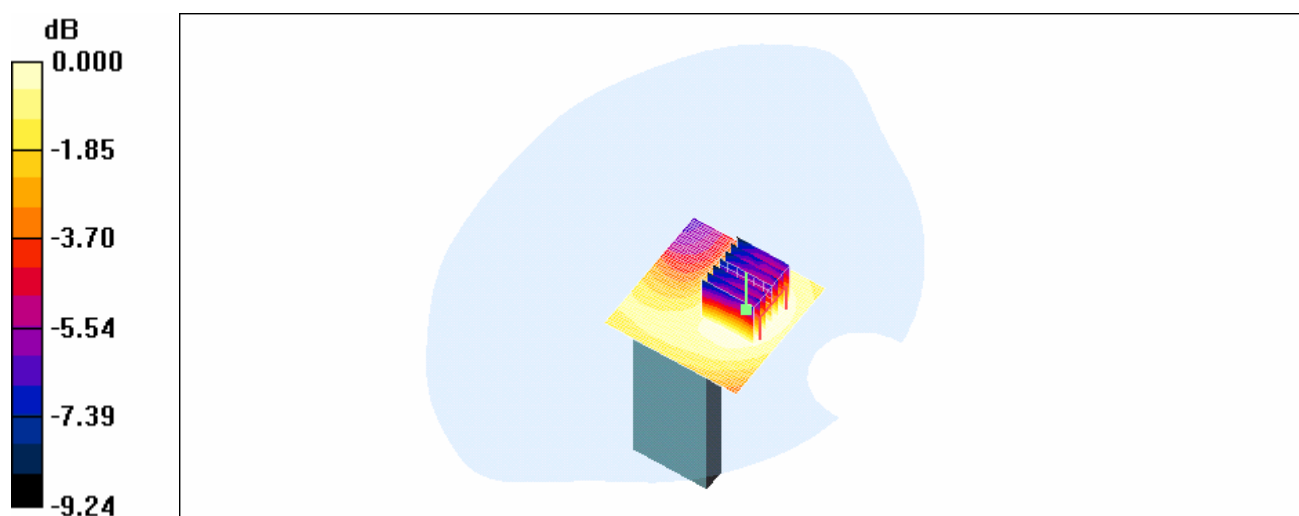
BODY/Zoom Scan (7x7x7)/Cube 0: Measurement grid: dx=5mm, dy=5mm, dz=5mm

Reference Value = 3.07 V/m; Power Drift = 0.164 dB

Peak SAR (extrapolated) = 0.027 W/kg

SAR(1 g) = 0.020 mW/g; SAR(10 g) = 0.015 mW/g

Maximum value of SAR (measured) = 0.021 mW/g



CH190_NB-V_ANT-H_HP6216

DUT: BandRich; Type: GSM 850; Serial: 004401590000333

Communication System: GSM 850; Frequency: 836.6 MHz; Duty Cycle: 1:4

Medium: Muscle 900 MHz Medium parameters used (interpolated): $f = 836.6$ MHz; $\sigma = 0.951$ mho/m;

$\epsilon_r = 55.8$; $\rho = 1000$ kg/m³

Phantom section: Flat Section

DASY4 Configuration:

- Probe: EX3DV3 - SN3526; ConvF(11.63, 11.63, 11.63); Calibrated: 2006/8/25
- Sensor-Surface: 4mm (Mechanical Surface Detection)
- Electronics: DAE4 Sn679; Calibrated: 2006/3/21
- Phantom: SAM1; Type: SAM 4.0; Serial: TP:1419
- Measurement SW: DASY4, V4.7 Build 53; Postprocessing SW: SEMCAD, V1.8 Build 172

BODY/Area Scan (51x51x1): Measurement grid: dx=15mm, dy=15mm

Maximum value of SAR (interpolated) = 0.031 mW/g

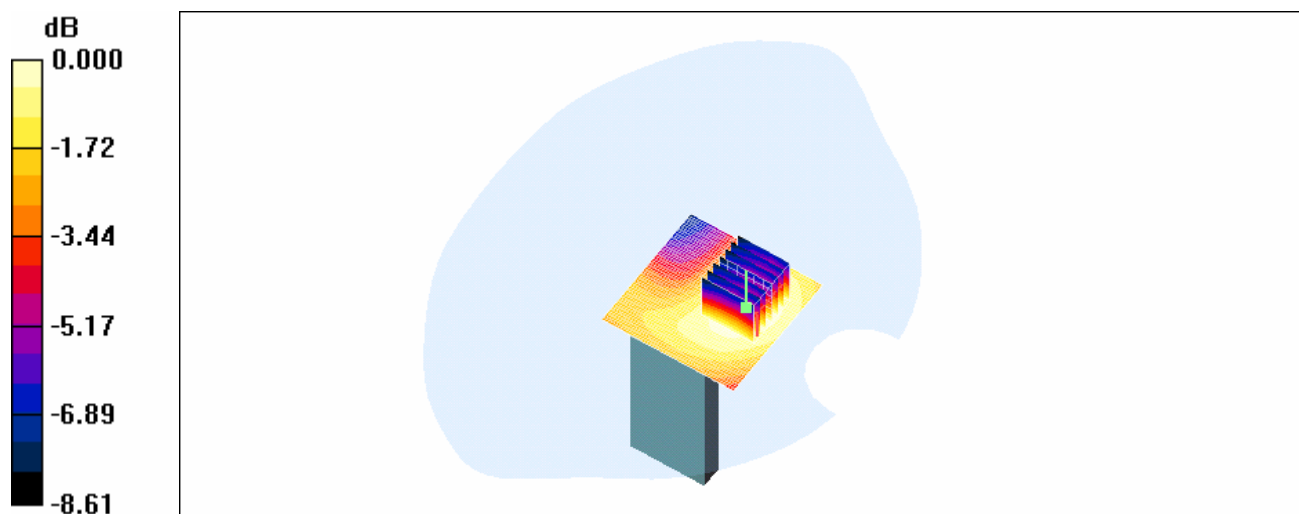
BODY/Zoom Scan (7x7x7)/Cube 0: Measurement grid: dx=5mm, dy=5mm, dz=5mm

Reference Value = 3.62 V/m; Power Drift = 0.087 dB

Peak SAR (extrapolated) = 0.040 W/kg

SAR(1 g) = 0.030 mW/g; SAR(10 g) = 0.022 mW/g

Maximum value of SAR (measured) = 0.032 mW/g



0 dB = 0.032mW/g

CH251_NB-V_ANT-H_HP6216

DUT: BandRich; Type: GSM 850; Serial: 004401590000333

Communication System: GSM 850; Frequency: 848.8 MHz; Duty Cycle: 1:4

Medium: Muscle 900 MHz Medium parameters used (interpolated): $f = 848.8$ MHz; $\sigma = 0.96$ mho/m; $\epsilon_r = 55.6$; $\rho = 1000$ kg/m³

Phantom section: Flat Section

DASY4 Configuration:

- Probe: EX3DV3 - SN3526; ConvF(11.63, 11.63, 11.63); Calibrated: 2006/8/25
- Sensor-Surface: 4mm (Mechanical Surface Detection)
- Electronics: DAE4 Sn679; Calibrated: 2006/3/21
- Phantom: SAM1; Type: SAM 4.0; Serial: TP:1419
- Measurement SW: DASY4, V4.7 Build 53; Postprocessing SW: SEMCAD, V1.8 Build 172

BODY/Area Scan (51x51x1): Measurement grid: dx=15mm, dy=15mm

Maximum value of SAR (interpolated) = 0.044 mW/g

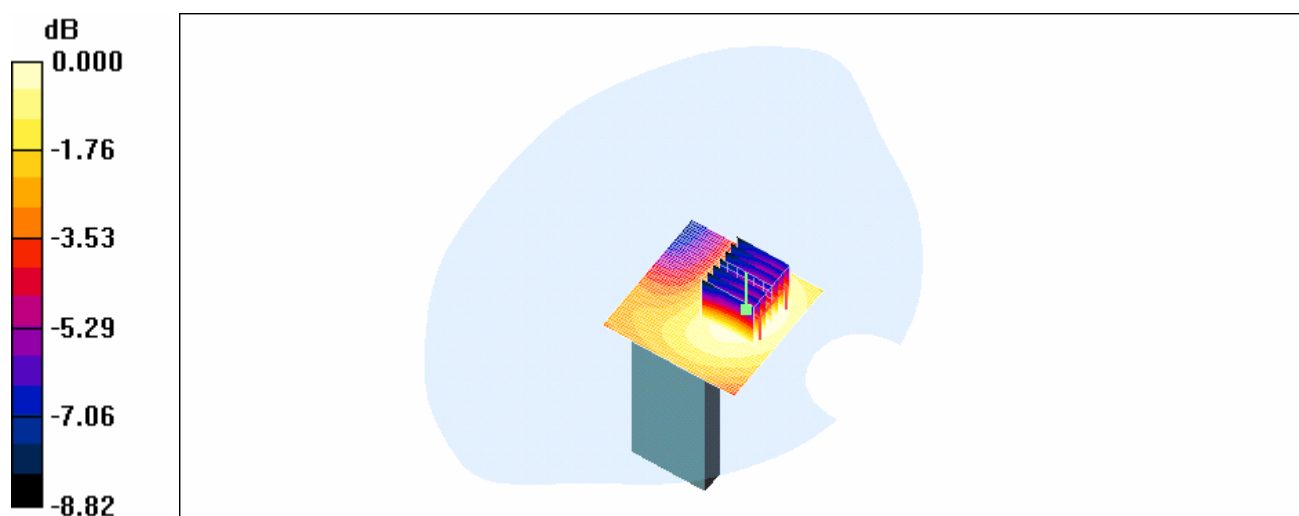
BODY/Zoom Scan (7x7x7)/Cube 0: Measurement grid: dx=5mm, dy=5mm, dz=5mm

Reference Value = 4.15 V/m; Power Drift = 0.143 dB

Peak SAR (extrapolated) = 0.056 W/kg

SAR(1 g) = 0.042 mW/g; SAR(10 g) = 0.031 mW/g

Maximum value of SAR (measured) = 0.044 mW/g



0 dB = 0.044mW/g

CH128_NB-V_ANT-V_HP6216

DUT: BandRich-V; Type: GSM 850; Serial: 004401590000333

Communication System: GSM 850; Frequency: 824.2 MHz; Duty Cycle: 1:4

Medium: Muscle 900 MHz Medium parameters used (interpolated): $f = 824.2$ MHz; $\sigma = 0.941$ mho/m;

$\epsilon_r = 55.9$; $\rho = 1000$ kg/m³

Phantom section: Flat Section

DASY4 Configuration:

- Probe: EX3DV3 - SN3526; ConvF(11.63, 11.63, 11.63); Calibrated: 2006/8/25
- Sensor-Surface: 4mm (Mechanical Surface Detection)
- Electronics: DAE4 Sn679; Calibrated: 2006/3/21
- Phantom: SAM1; Type: SAM 4.0; Serial: TP:1419
- Measurement SW: DASY4, V4.7 Build 53; Postprocessing SW: SEMCAD, V1.8 Build 172

BODY/Area Scan (41x51x1): Measurement grid: dx=15mm, dy=15mm

Maximum value of SAR (interpolated) = 0.047 mW/g

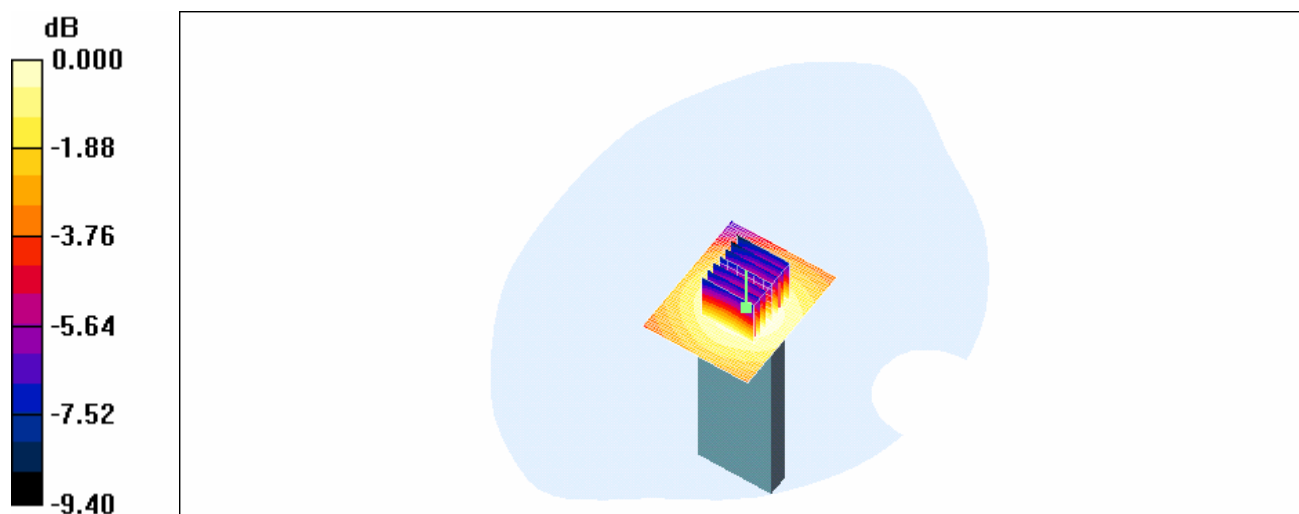
BODY/Zoom Scan (7x7x7)/Cube 0: Measurement grid: dx=5mm, dy=5mm, dz=5mm

Reference Value = 6.86 V/m; Power Drift = 0.046 dB

Peak SAR (extrapolated) = 0.059 W/kg

SAR(1 g) = 0.045 mW/g; SAR(10 g) = 0.033 mW/g

Maximum value of SAR (measured) = 0.047 mW/g



CH190_NB-V_ANT-V_HP6216

DUT: BandRich-V; Type: GSM 850; Serial: 004401590000333

Communication System: GSM 850; Frequency: 836.6 MHz; Duty Cycle: 1:4

Medium: Muscle 900 MHz Medium parameters used (interpolated): $f = 836.6$ MHz; $\sigma = 0.951$ mho/m;

$\epsilon_r = 55.8$; $\rho = 1000$ kg/m³

Phantom section: Flat Section

DASY4 Configuration:

- Probe: EX3DV3 - SN3526; ConvF(11.63, 11.63, 11.63); Calibrated: 2006/8/25
- Sensor-Surface: 4mm (Mechanical Surface Detection)
- Electronics: DAE4 Sn679; Calibrated: 2006/3/21
- Phantom: SAM1; Type: SAM 4.0; Serial: TP:1419
- Measurement SW: DASY4, V4.7 Build 53; Postprocessing SW: SEMCAD, V1.8 Build 172

BODY/Area Scan (41x51x1): Measurement grid: dx=15mm, dy=15mm

Maximum value of SAR (interpolated) = 0.055 mW/g


BODY/Zoom Scan (7x7x7)/Cube 0: Measurement grid: dx=5mm, dy=5mm, dz=5mm

Reference Value = 7.53 V/m; Power Drift = -0.019 dB

Peak SAR (extrapolated) = 0.074 W/kg

SAR(1 g) = 0.056 mW/g; SAR(10 g) = 0.041 mW/g

Maximum value of SAR (measured) = 0.059 mW/g



0 dB = 0.059mW/g

CH251_NB-V_ANT-V_HP6216

DUT: BandRich-V; Type: GSM 850; Serial: 004401590000333

Communication System: GSM 850; Frequency: 848.8 MHz; Duty Cycle: 1:4

Medium: Muscle 900 MHz Medium parameters used (interpolated): $f = 848.8$ MHz; $\sigma = 0.96$ mho/m; $\epsilon_r = 55.6$; $\rho = 1000$ kg/m³

Phantom section: Flat Section

DASY4 Configuration:

- Probe: EX3DV3 - SN3526; ConvF(11.63, 11.63, 11.63); Calibrated: 2006/8/25
- Sensor-Surface: 4mm (Mechanical Surface Detection)
- Electronics: DAE4 Sn679; Calibrated: 2006/3/21
- Phantom: SAM1; Type: SAM 4.0; Serial: TP:1419
- Measurement SW: DASY4, V4.7 Build 53; Postprocessing SW: SEMCAD, V1.8 Build 172

BODY/Area Scan (41x51x1): Measurement grid: dx=15mm, dy=15mm

Maximum value of SAR (interpolated) = 0.069 mW/g

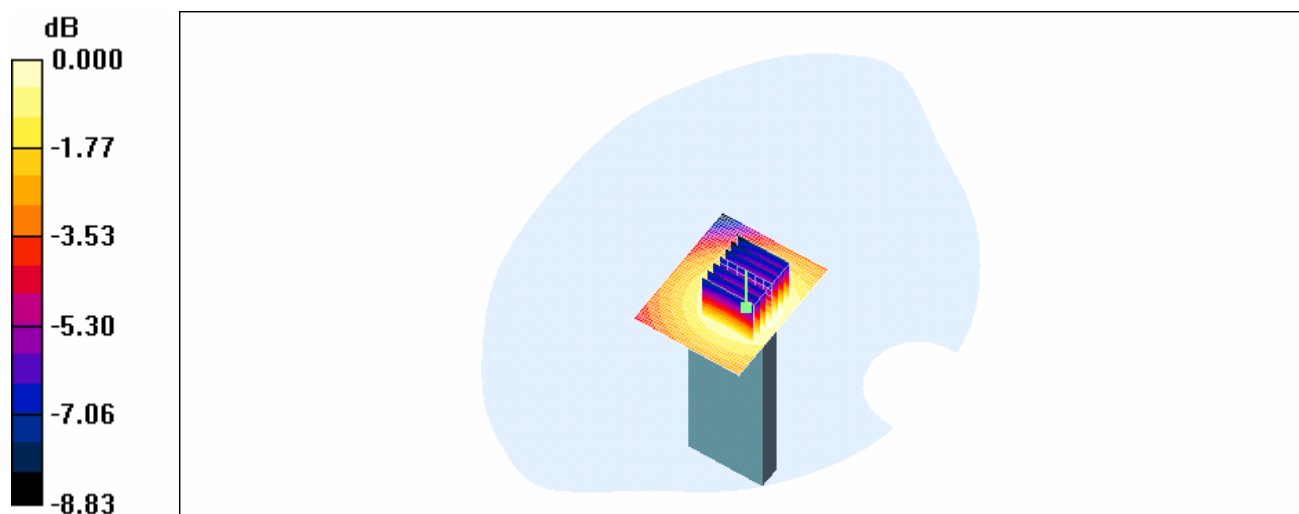
BODY/Zoom Scan (7x7x7)/Cube 0: Measurement grid: dx=5mm, dy=5mm, dz=5mm

Reference Value = 8.18 V/m; Power Drift = 0.021 dB

Peak SAR (extrapolated) = 0.089 W/kg

SAR(1 g) = 0.067 mW/g; SAR(10 g) = 0.050 mW/g

Maximum value of SAR (measured) = 0.071 mW/g



0 dB = 0.071mW/g

CH512_NB-H_ANT-H_HP6216

DUT: BandRich; Type: GSM 1900; Serial: 004401590000333

Communication System: GSM1900; Frequency: 1850.2 MHz; Duty Cycle: 1:4

Medium: M1800 & 1900 Medium parameters used (interpolated): $f = 1850.2$ MHz; $\sigma = 1.52$ mho/m; $\epsilon_r = 53.4$; $\rho = 1000$ kg/m³

Phantom section: Flat Section

DASY4 Configuration:

- Probe: EX3DV3 - SN3526; ConvF(9.64, 9.64, 9.64); Calibrated: 2006/8/25
- Sensor-Surface: 4mm (Mechanical Surface Detection)
- Electronics: DAE4 Sn679; Calibrated: 2006/3/21
- Phantom: SAM2; Type: SAM 4.0; Serial: TP:1270
- Measurement SW: DASY4, V4.7 Build 53; Postprocessing SW: SEMCAD, V1.8 Build 172

BODY/Area Scan (41x81x1): Measurement grid: dx=15mm, dy=15mm

Maximum value of SAR (interpolated) = 0.462 mW/g

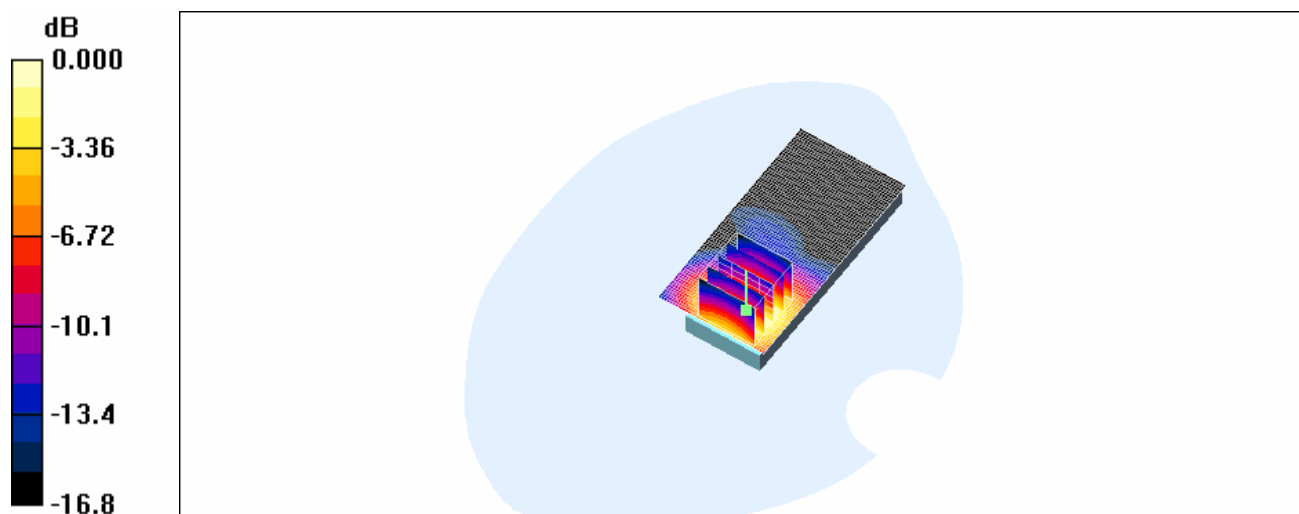
BODY/Zoom Scan (5x5x7)/Cube 0: Measurement grid: dx=8mm, dy=8mm, dz=5mm

Reference Value = 15.5 V/m; Power Drift = -0.113 dB

Peak SAR (extrapolated) = 0.684 W/kg

SAR(1 g) = 0.404 mW/g; SAR(10 g) = 0.227 mW/g

Maximum value of SAR (measured) = 0.440 mW/g



0 dB = 0.440mW/g

CH661_NB-H_ANT-H_HP6216

DUT: BandRich; Type: GSM 1900; Serial: 004401590000333

Communication System: GSM1900; Frequency: 1880 MHz; Duty Cycle: 1:4

Medium: M1800 & 1900 Medium parameters used (interpolated): $f = 1880$ MHz; $\sigma = 1.54$ mho/m; $\epsilon_r = 53.2$; $\rho = 1000$ kg/m³

Phantom section: Flat Section

DASY4 Configuration:

- Probe: EX3DV3 - SN3526; ConvF(9.64, 9.64, 9.64); Calibrated: 2006/8/25
- Sensor-Surface: 4mm (Mechanical Surface Detection)
- Electronics: DAE4 Sn679; Calibrated: 2006/3/21
- Phantom: SAM2; Type: SAM 4.0; Serial: TP:1270
- Measurement SW: DASY4, V4.7 Build 53; Postprocessing SW: SEMCAD, V1.8 Build 172

BODY/Area Scan (41x81x1): Measurement grid: dx=15mm, dy=15mm

Maximum value of SAR (interpolated) = 0.544 mW/g

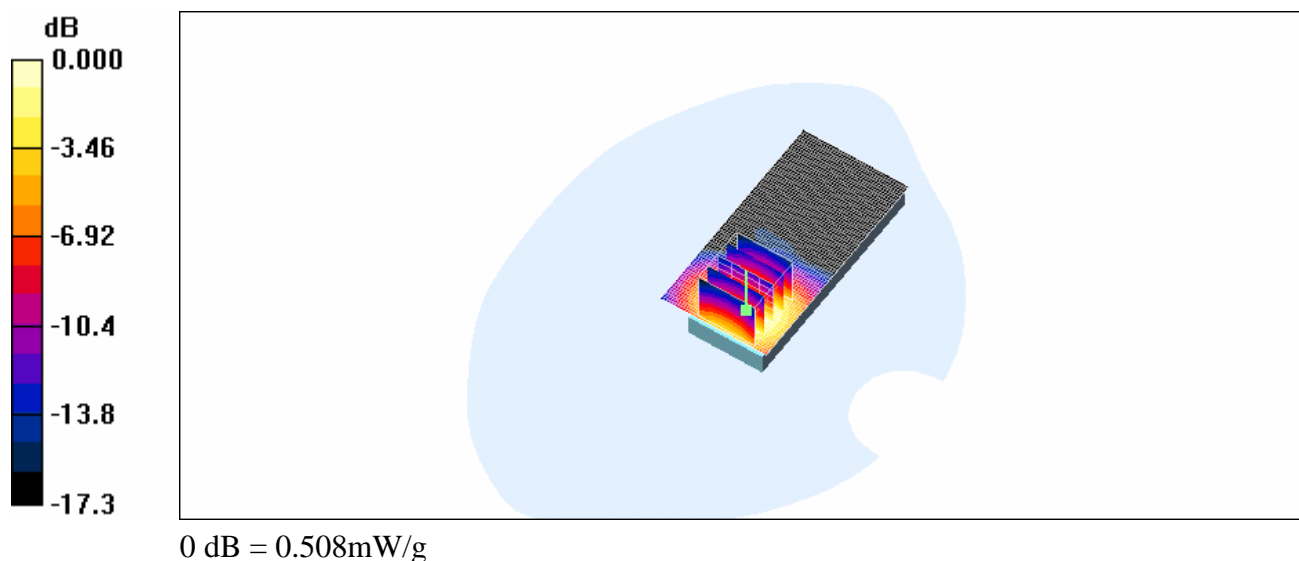
BODY/Zoom Scan (5x5x7)/Cube 0: Measurement grid: dx=8mm, dy=8mm, dz=5mm

Reference Value = 16.7 V/m; Power Drift = -0.161 dB

Peak SAR (extrapolated) = 0.783 W/kg

SAR(1 g) = 0.466 mW/g; SAR(10 g) = 0.261 mW/g

Maximum value of SAR (measured) = 0.508 mW/g



CH810_NB-H_ANT-H_HP6216

DUT: BandRich; Type: GSM 1900; Serial: 004401590000333

Communication System: GSM1900; Frequency: 1909.8 MHz; Duty Cycle: 1:4

Medium: M1800 & 1900 Medium parameters used: $f = 1910$ MHz; $\sigma = 1.57$ mho/m; $\epsilon_r = 53.1$; $\rho = 1000$ kg/m³

Phantom section: Flat Section

DASY4 Configuration:

- Probe: EX3DV3 - SN3526; ConvF(9.64, 9.64, 9.64); Calibrated: 2006/8/25
- Sensor-Surface: 4mm (Mechanical Surface Detection)
- Electronics: DAE4 Sn679; Calibrated: 2006/3/21
- Phantom: SAM2; Type: SAM 4.0; Serial: TP:1270
- Measurement SW: DASY4, V4.7 Build 53; Postprocessing SW: SEMCAD, V1.8 Build 172

BODY/Area Scan (41x81x1): Measurement grid: dx=15mm, dy=15mm

Maximum value of SAR (interpolated) = 0.395 mW/g

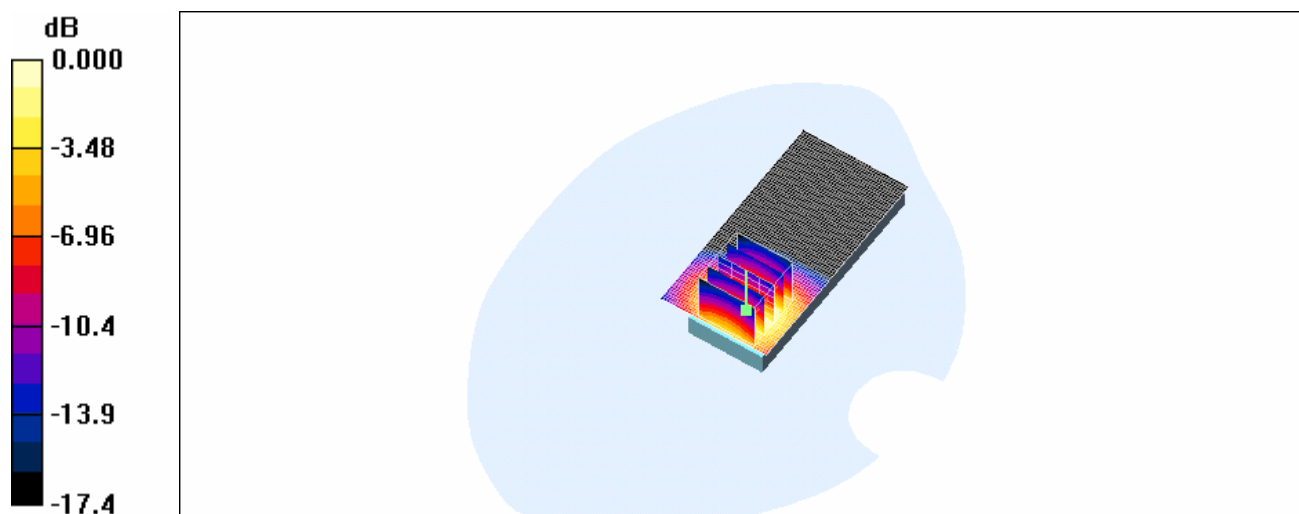
BODY/Zoom Scan (5x5x7)/Cube 0: Measurement grid: dx=8mm, dy=8mm, dz=5mm

Reference Value = 13.9 V/m; Power Drift = 0.055 dB

Peak SAR (extrapolated) = 0.601 W/kg

SAR(1 g) = 0.349 mW/g; SAR(10 g) = 0.193 mW/g

Maximum value of SAR (measured) = 0.384 mW/g



0 dB = 0.384mW/g

CH512_NB-H_ANT-V_HP6216

DUT: BandRich-V; Type: GSM 1900; Serial: 004401590000333

Communication System: GSM1900; Frequency: 1850.2 MHz; Duty Cycle: 1:4

Medium: M1800 & 1900 Medium parameters used (interpolated): $f = 1850.2$ MHz; $\sigma = 1.52$ mho/m; $\epsilon_r = 53.4$; $\rho = 1000$ kg/m³

Phantom section: Flat Section

DASY4 Configuration:

- Probe: EX3DV3 - SN3526; ConvF(9.64, 9.64, 9.64); Calibrated: 2006/8/25
- Sensor-Surface: 4mm (Mechanical Surface Detection)
- Electronics: DAE4 Sn679; Calibrated: 2006/3/21
- Phantom: SAM2; Type: SAM 4.0; Serial: TP:1270
- Measurement SW: DASY4, V4.7 Build 53; Postprocessing SW: SEMCAD, V1.8 Build 172

BODY/Area Scan (51x81x1): Measurement grid: dx=15mm, dy=15mm

Maximum value of SAR (interpolated) = 0.070 mW/g


BODY/Zoom Scan (5x5x7)/Cube 0: Measurement grid: dx=8mm, dy=8mm, dz=5mm

Reference Value = 5.76 V/m; Power Drift = -0.004 dB

Peak SAR (extrapolated) = 0.106 W/kg

SAR(1 g) = 0.065 mW/g; SAR(10 g) = 0.039 mW/g

Maximum value of SAR (measured) = 0.069 mW/g



CH661_NB-H_ANT-V_HP6216

DUT: BandRich-V; Type: GSM 1900; Serial: 004401590000333

Communication System: GSM1900; Frequency: 1880 MHz; Duty Cycle: 1:4

Medium: M1800 & 1900 Medium parameters used (interpolated): $f = 1880$ MHz; $\sigma = 1.54$ mho/m; $\epsilon_r = 53.2$; $\rho = 1000$ kg/m³

Phantom section: Flat Section

DASY4 Configuration:

- Probe: EX3DV3 - SN3526; ConvF(9.64, 9.64, 9.64); Calibrated: 2006/8/25
- Sensor-Surface: 4mm (Mechanical Surface Detection)
- Electronics: DAE4 Sn679; Calibrated: 2006/3/21
- Phantom: SAM2; Type: SAM 4.0; Serial: TP:1270
- Measurement SW: DASY4, V4.7 Build 53; Postprocessing SW: SEMCAD, V1.8 Build 172

BODY/Area Scan (51x81x1): Measurement grid: dx=15mm, dy=15mm

Maximum value of SAR (interpolated) = 0.073 mW/g


BODY/Zoom Scan (5x5x7)/Cube 0: Measurement grid: dx=8mm, dy=8mm, dz=5mm

Reference Value = 5.93 V/m; Power Drift = -0.084 dB

Peak SAR (extrapolated) = 0.114 W/kg

SAR(1 g) = 0.069 mW/g; SAR(10 g) = 0.041 mW/g

Maximum value of SAR (measured) = 0.073 mW/g



0 dB = 0.073mW/g

CH810_NB-H_ANT-V_HP6216

DUT: BandRich-V; Type: GSM 1900; Serial: 004401590000333

Communication System: GSM1900; Frequency: 1909.8 MHz; Duty Cycle: 1:4

Medium: M1800 & 1900 Medium parameters used: $f = 1910$ MHz; $\sigma = 1.57$ mho/m; $\epsilon_r = 53.1$; $\rho = 1000$ kg/m³

Phantom section: Flat Section

DASY4 Configuration:

- Probe: EX3DV3 - SN3526; ConvF(9.64, 9.64, 9.64); Calibrated: 2006/8/25
- Sensor-Surface: 4mm (Mechanical Surface Detection)
- Electronics: DAE4 Sn679; Calibrated: 2006/3/21
- Phantom: SAM2; Type: SAM 4.0; Serial: TP:1270
- Measurement SW: DASY4, V4.7 Build 53; Postprocessing SW: SEMCAD, V1.8 Build 172

BODY/Area Scan (51x81x1): Measurement grid: dx=15mm, dy=15mm

Maximum value of SAR (interpolated) = 0.050 mW/g

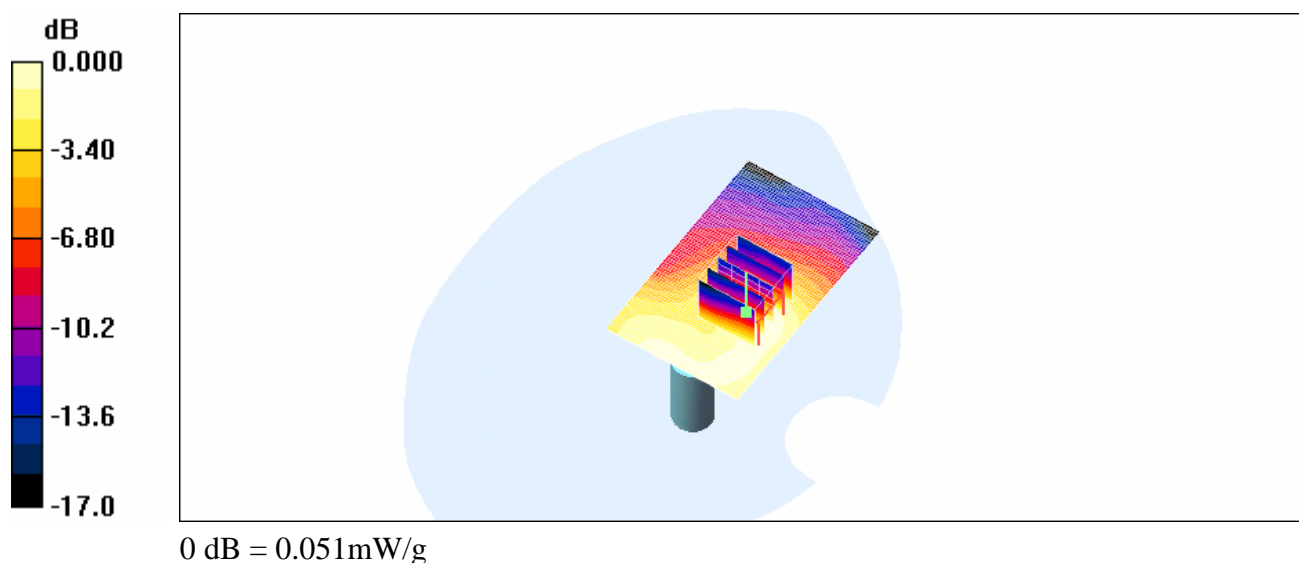
BODY/Zoom Scan (5x5x7)/Cube 0: Measurement grid: dx=8mm, dy=8mm, dz=5mm

Reference Value = 5.15 V/m; Power Drift = 0.145 dB

Peak SAR (extrapolated) = 0.081 W/kg

SAR(1 g) = 0.048 mW/g; SAR(10 g) = 0.029 mW/g

Maximum value of SAR (measured) = 0.051 mW/g



CH512_NB-V_ANT-H_HP6216

DUT: BandRich; Type: GSM 1900; Serial: 004401590000333

Communication System: GSM1900; Frequency: 1850.2 MHz; Duty Cycle: 1:4

Medium: M1800 & 1900 Medium parameters used (interpolated): $f = 1850.2$ MHz; $\sigma = 1.52$ mho/m; $\epsilon_r = 53.4$; $\rho = 1000$ kg/m³

Phantom section: Flat Section

DASY4 Configuration:

- Probe: EX3DV3 - SN3526; ConvF(9.64, 9.64, 9.64); Calibrated: 2006/8/25
- Sensor-Surface: 4mm (Mechanical Surface Detection)
- Electronics: DAE4 Sn679; Calibrated: 2006/3/21
- Phantom: SAM2; Type: SAM 4.0; Serial: TP:1270
- Measurement SW: DASY4, V4.7 Build 53; Postprocessing SW: SEMCAD, V1.8 Build 172

BODY/Area Scan (41x51x1): Measurement grid: dx=15mm, dy=15mm

Maximum value of SAR (interpolated) = 0.320 mW/g

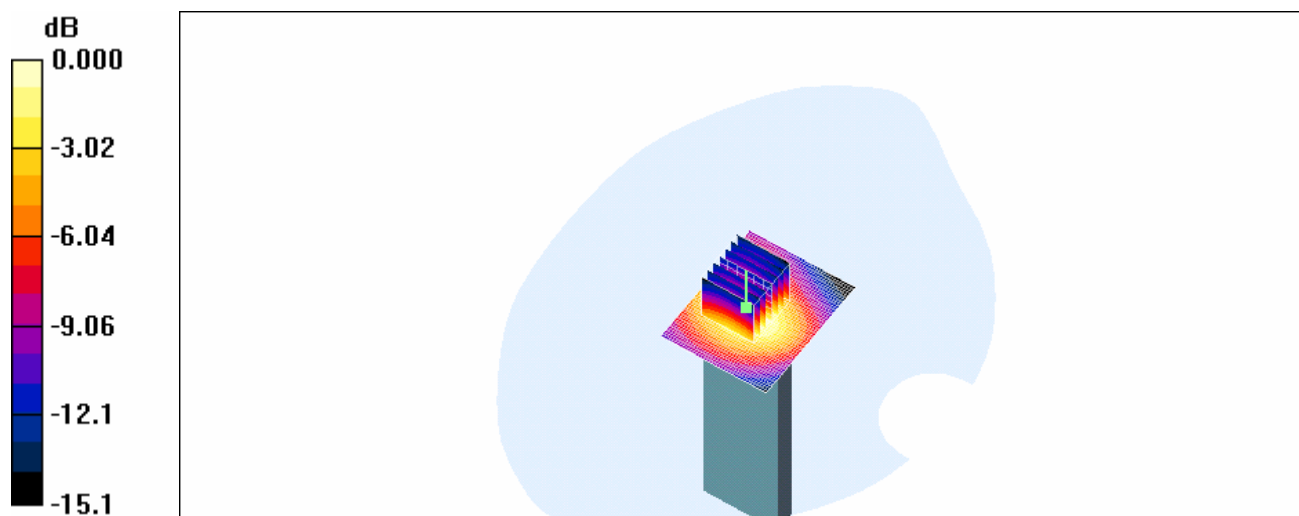
BODY/Zoom Scan (7x7x7)/Cube 0: Measurement grid: dx=5mm, dy=5mm, dz=5mm

Reference Value = 14.1 V/m; Power Drift = -0.031 dB

Peak SAR (extrapolated) = 0.462 W/kg

SAR(1 g) = 0.287 mW/g; SAR(10 g) = 0.169 mW/g

Maximum value of SAR (measured) = 0.314 mW/g



0 dB = 0.314mW/g

CH661_NB-V_ANT-H_HP6216

DUT: BandRich; Type: GSM 1900; Serial: 004401590000333

Communication System: GSM1900; Frequency: 1880 MHz; Duty Cycle: 1:4

Medium: M1800 & 1900 Medium parameters used (interpolated): $f = 1880$ MHz; $\sigma = 1.54$ mho/m; $\epsilon_r = 53.2$; $\rho = 1000$ kg/m³

Phantom section: Flat Section

DASY4 Configuration:

- Probe: EX3DV3 - SN3526; ConvF(9.64, 9.64, 9.64); Calibrated: 2006/8/25
- Sensor-Surface: 4mm (Mechanical Surface Detection)
- Electronics: DAE4 Sn679; Calibrated: 2006/3/21
- Phantom: SAM2; Type: SAM 4.0; Serial: TP:1270
- Measurement SW: DASY4, V4.7 Build 53; Postprocessing SW: SEMCAD, V1.8 Build 172

BODY/Area Scan (41x51x1): Measurement grid: dx=15mm, dy=15mm

Maximum value of SAR (interpolated) = 0.373 mW/g

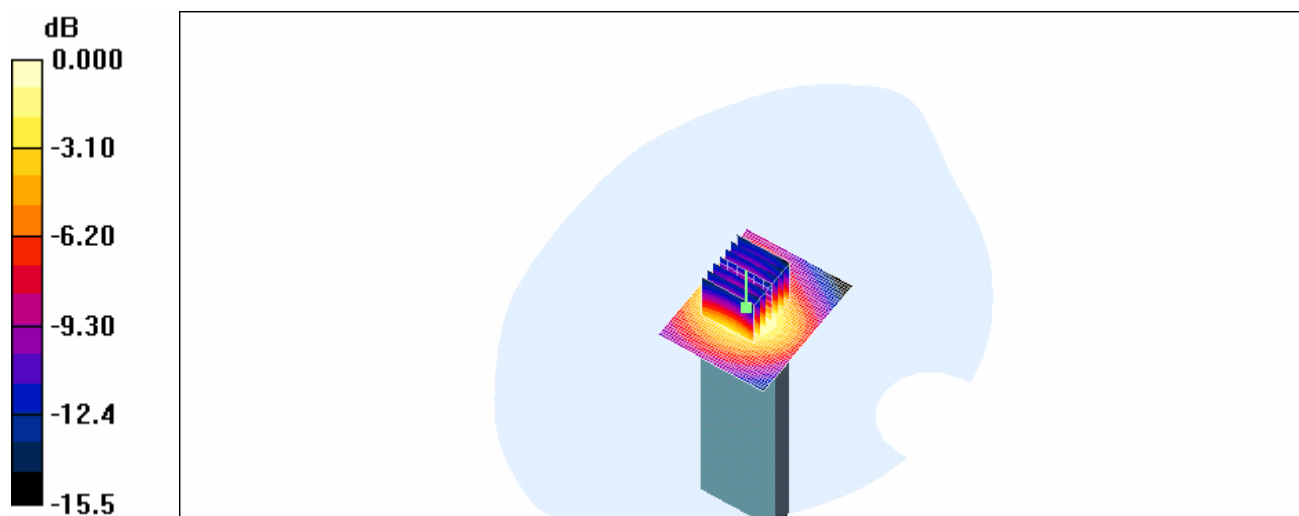
BODY/Zoom Scan (7x7x7)/Cube 0: Measurement grid: dx=5mm, dy=5mm, dz=5mm

Reference Value = 15.1 V/m; Power Drift = 0.064 dB

Peak SAR (extrapolated) = 0.552 W/kg

SAR(1 g) = 0.337 mW/g; SAR(10 g) = 0.198 mW/g

Maximum value of SAR (measured) = 0.371 mW/g



CH810_NB-V_ANT-H_HP6216

DUT: BandRich; Type: GSM 1900; Serial: 004401590000333

Communication System: GSM1900; Frequency: 1909.8 MHz; Duty Cycle: 1:4

Medium: M1800 & 1900 Medium parameters used: $f = 1910$ MHz; $\sigma = 1.57$ mho/m; $\epsilon_r = 53.1$; $\rho = 1000$ kg/m³

Phantom section: Flat Section

DASY4 Configuration:

- Probe: EX3DV3 - SN3526; ConvF(9.64, 9.64, 9.64); Calibrated: 2006/8/25
- Sensor-Surface: 4mm (Mechanical Surface Detection)
- Electronics: DAE4 Sn679; Calibrated: 2006/3/21
- Phantom: SAM2; Type: SAM 4.0; Serial: TP:1270
- Measurement SW: DASY4, V4.7 Build 53; Postprocessing SW: SEMCAD, V1.8 Build 172

BODY/Area Scan (41x51x1): Measurement grid: dx=15mm, dy=15mm

Maximum value of SAR (interpolated) = 0.300 mW/g

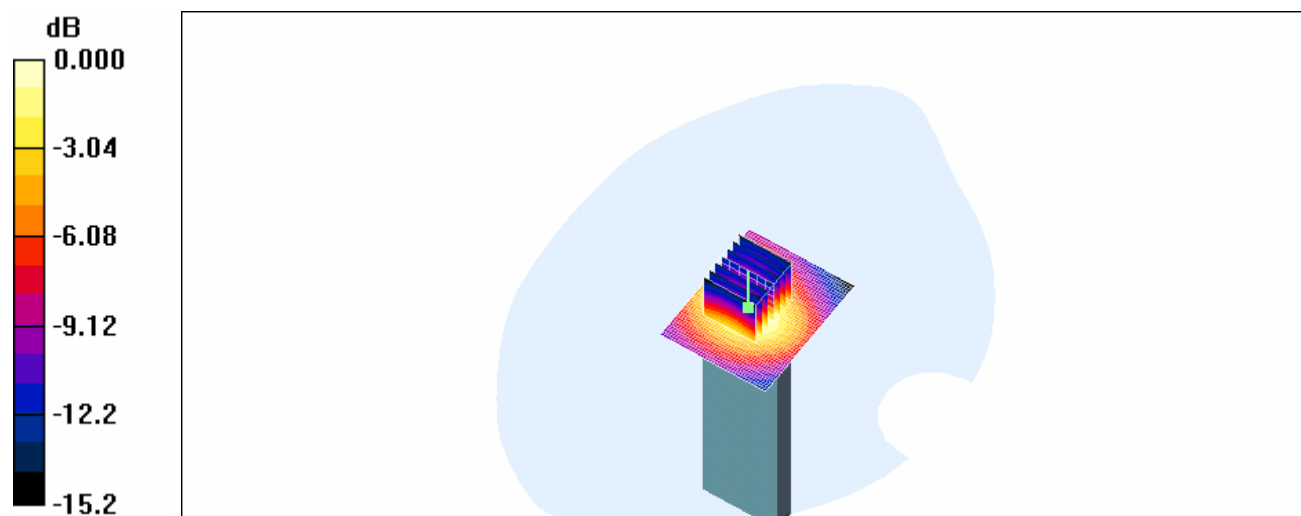
BODY/Zoom Scan (7x7x7)/Cube 0: Measurement grid: dx=5mm, dy=5mm, dz=5mm

Reference Value = 13.4 V/m; Power Drift = 0.038 dB

Peak SAR (extrapolated) = 0.450 W/kg

SAR(1 g) = 0.271 mW/g; SAR(10 g) = 0.158 mW/g

Maximum value of SAR (measured) = 0.298 mW/g



CH512_NB-V_ANT-V_HP6216

DUT: BandRich-V; Type: GSM 1900; Serial: 004401590000333

Communication System: GSM1900; Frequency: 1850.2 MHz; Duty Cycle: 1:4

Medium: M1800 & 1900 Medium parameters used (interpolated): $f = 1850.2$ MHz; $\sigma = 1.52$ mho/m; $\epsilon_r = 53.4$; $\rho = 1000$ kg/m³

Phantom section: Flat Section

DASY4 Configuration:

- Probe: EX3DV3 - SN3526; ConvF(9.64, 9.64, 9.64); Calibrated: 2006/8/25
- Sensor-Surface: 4mm (Mechanical Surface Detection)
- Electronics: DAE4 Sn679; Calibrated: 2006/3/21
- Phantom: SAM2; Type: SAM 4.0; Serial: TP:1270
- Measurement SW: DASY4, V4.7 Build 53; Postprocessing SW: SEMCAD, V1.8 Build 172

BODY/Area Scan (41x51x1): Measurement grid: dx=15mm, dy=15mm

Maximum value of SAR (interpolated) = 0.230 mW/g

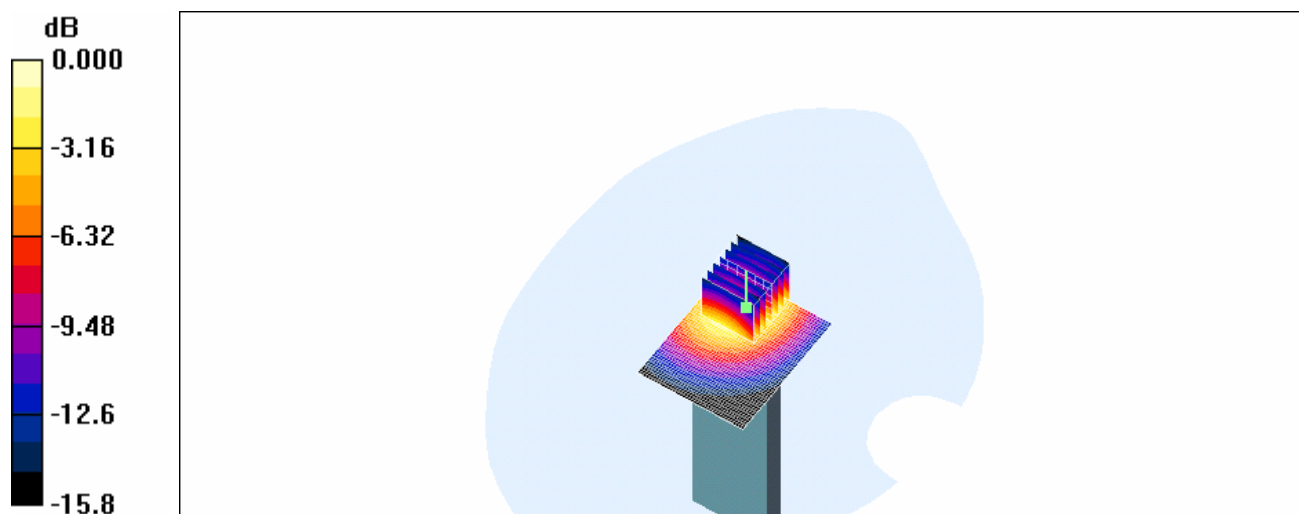
BODY/Zoom Scan (7x7x7)/Cube 0: Measurement grid: dx=5mm, dy=5mm, dz=5mm

Reference Value = 8.39 V/m; Power Drift = -0.092 dB

Peak SAR (extrapolated) = 0.335 W/kg

SAR(1 g) = 0.206 mW/g; SAR(10 g) = 0.119 mW/g

Maximum value of SAR (measured) = 0.229 mW/g



CH661_NB-V_ANT-V_HP6216

DUT: BandRich-V; Type: GSM 1900; Serial: 004401590000333

Communication System: GSM1900; Frequency: 1880 MHz; Duty Cycle: 1:4

Medium: M1800 & 1900 Medium parameters used (interpolated): $f = 1880$ MHz; $\sigma = 1.54$ mho/m; $\epsilon_r = 53.2$; $\rho = 1000$ kg/m³

Phantom section: Flat Section

DASY4 Configuration:

- Probe: EX3DV3 - SN3526; ConvF(9.64, 9.64, 9.64); Calibrated: 2006/8/25
- Sensor-Surface: 4mm (Mechanical Surface Detection)
- Electronics: DAE4 Sn679; Calibrated: 2006/3/21
- Phantom: SAM2; Type: SAM 4.0; Serial: TP:1270
- Measurement SW: DASY4, V4.7 Build 53; Postprocessing SW: SEMCAD, V1.8 Build 172

BODY/Area Scan (41x51x1): Measurement grid: dx=15mm, dy=15mm

Maximum value of SAR (interpolated) = 0.254 mW/g

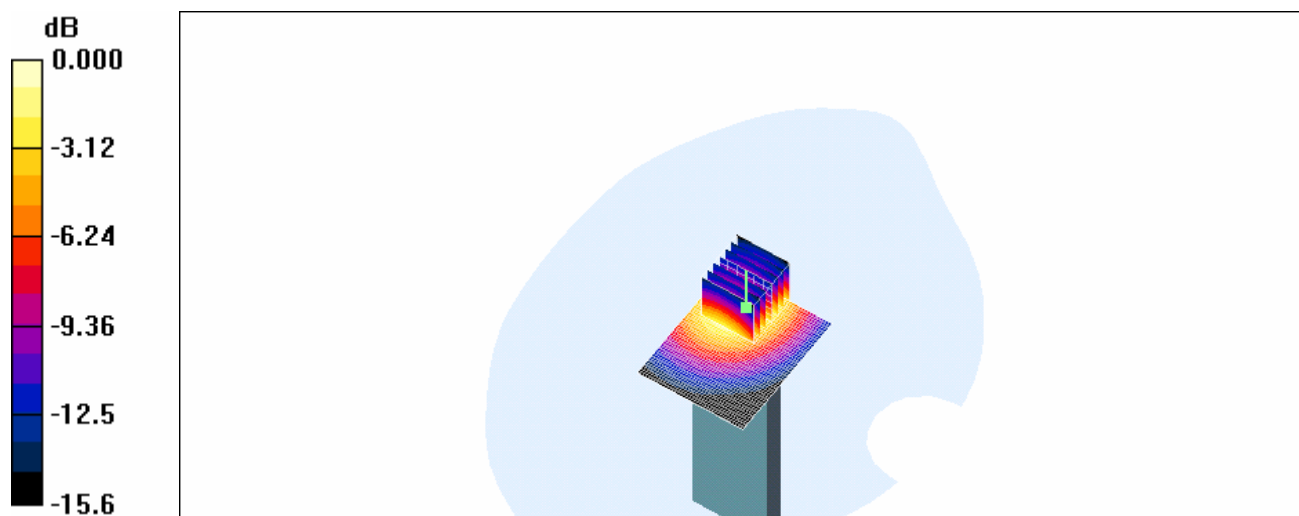
BODY/Zoom Scan (7x7x7)/Cube 0: Measurement grid: dx=5mm, dy=5mm, dz=5mm

Reference Value = 8.63 V/m; Power Drift = 0.083 dB

Peak SAR (extrapolated) = 0.374 W/kg

SAR(1 g) = 0.230 mW/g; SAR(10 g) = 0.133 mW/g

Maximum value of SAR (measured) = 0.253 mW/g



0 dB = 0.253mW/g

CH810_NB-V_ANT-V_HP6216

DUT: BandRich-V; Type: GSM 1900; Serial: 004401590000333

Communication System: GSM1900; Frequency: 1909.8 MHz; Duty Cycle: 1:4

Medium: M1800 & 1900 Medium parameters used: $f = 1910$ MHz; $\sigma = 1.57$ mho/m; $\epsilon_r = 53.1$; $\rho = 1000$ kg/m³

Phantom section: Flat Section

DASY4 Configuration:

- Probe: EX3DV3 - SN3526; ConvF(9.64, 9.64, 9.64); Calibrated: 2006/8/25
- Sensor-Surface: 4mm (Mechanical Surface Detection)
- Electronics: DAE4 Sn679; Calibrated: 2006/3/21
- Phantom: SAM2; Type: SAM 4.0; Serial: TP:1270
- Measurement SW: DASY4, V4.7 Build 53; Postprocessing SW: SEMCAD, V1.8 Build 172

BODY/Area Scan (41x51x1): Measurement grid: dx=15mm, dy=15mm

Maximum value of SAR (interpolated) = 0.198 mW/g

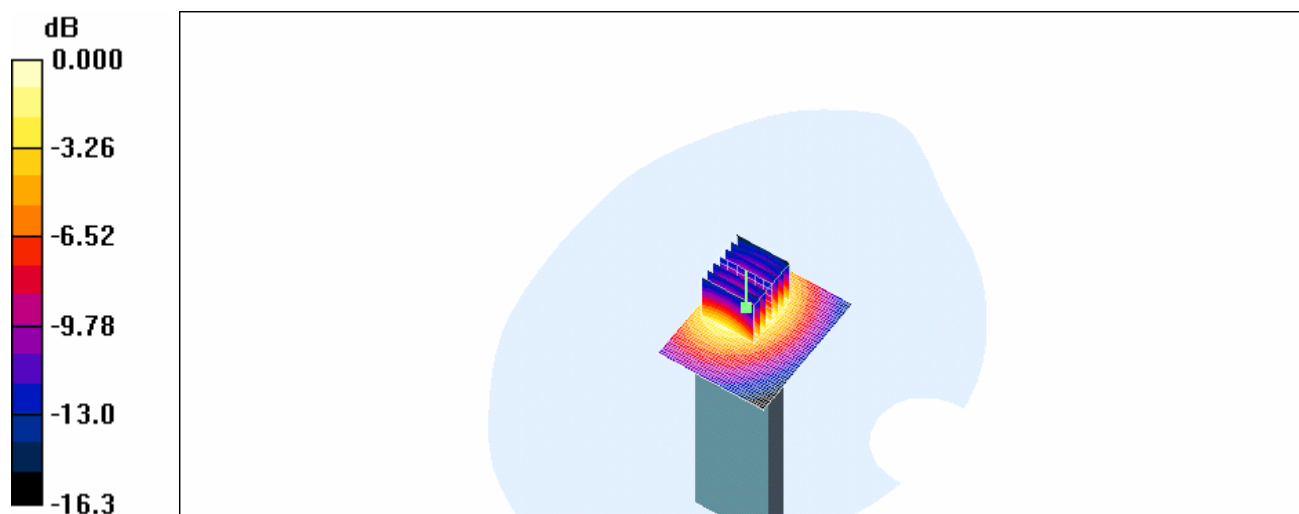
BODY/Zoom Scan (7x7x7)/Cube 0: Measurement grid: dx=5mm, dy=5mm, dz=5mm

Reference Value = 7.54 V/m; Power Drift = 0.062 dB

Peak SAR (extrapolated) = 0.293 W/kg

SAR(1 g) = 0.178 mW/g; SAR(10 g) = 0.103 mW/g

Maximum value of SAR (measured) = 0.198 mW/g



0 dB = 0.198mW/g

CH9262_NB-H_ANT-H_HP6216

DUT: BandRich; Type: BAND 2; Serial: 004401590000333

Communication System: WCDMA BAND2; Frequency: 1852.4 MHz; Duty Cycle: 1:1

Medium: WCDMA B2 Medium parameters used (interpolated): $f = 1852.4$ MHz; $\sigma = 1.52$ mho/m; $\epsilon_r = 52.6$; $\rho = 1000$ kg/m³

Phantom section: Flat Section

DASY4 Configuration:

- Probe: EX3DV3 - SN3526; ConvF(9.64, 9.64, 9.64); Calibrated: 2006/8/25
- Sensor-Surface: 4mm (Mechanical Surface Detection)
- Electronics: DAE4 Sn679; Calibrated: 2006/3/21
- Phantom: SAM2; Type: SAM 4.0; Serial: TP:1270
- Measurement SW: DASY4, V4.7 Build 53; Postprocessing SW: SEMCAD, V1.8 Build 172

BODY/Area Scan (41x81x1): Measurement grid: dx=15mm, dy=15mm

Maximum value of SAR (interpolated) = 0.281 mW/g

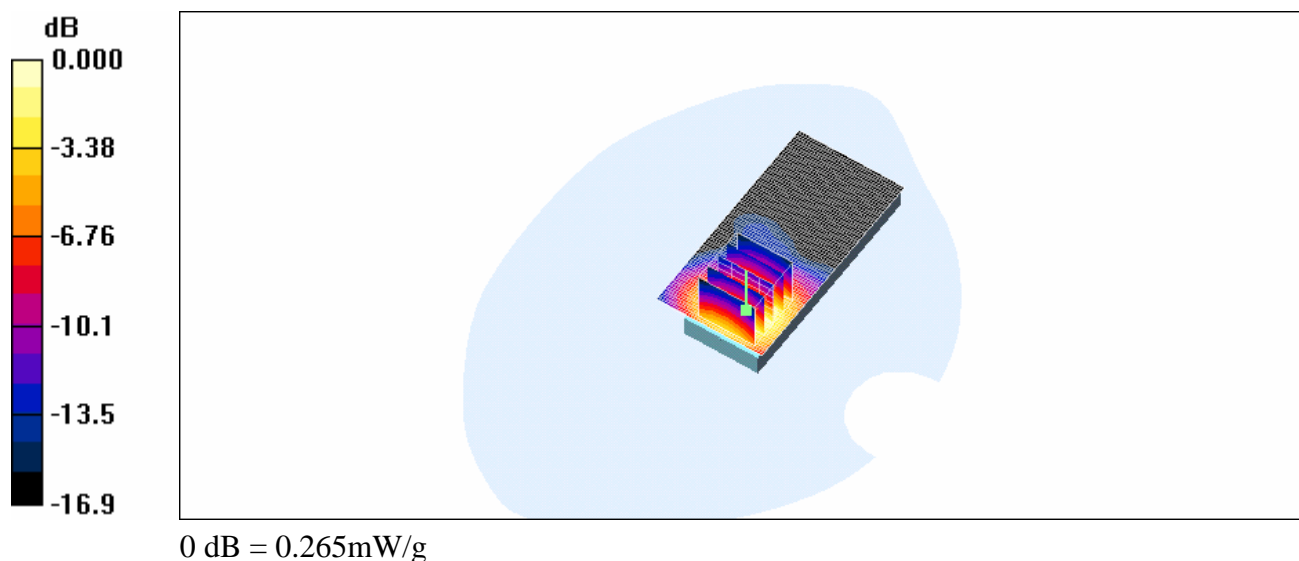
BODY/Zoom Scan (5x5x7)/Cube 0: Measurement grid: dx=8mm, dy=8mm, dz=5mm

Reference Value = 11.9 V/m; Power Drift = -0.138 dB

Peak SAR (extrapolated) = 0.403 W/kg

SAR(1 g) = 0.243 mW/g; SAR(10 g) = 0.137 mW/g

Maximum value of SAR (measured) = 0.265 mW/g



CH9400_NB-H_ANT-H_HP6216

DUT: BandRich; Type: BAND 2; Serial: 004401590000333

Communication System: WCDMA BAND2; Frequency: 1880 MHz; Duty Cycle: 1:1

Medium: WCDMA B2 Medium parameters used: $f = 1880$ MHz; $\sigma = 1.55$ mho/m; $\epsilon_r = 52.5$; $\rho = 1000$ kg/m³

Phantom section: Flat Section

DASY4 Configuration:

- Probe: EX3DV3 - SN3526; ConvF(9.64, 9.64, 9.64); Calibrated: 2006/8/25
- Sensor-Surface: 4mm (Mechanical Surface Detection)
- Electronics: DAE4 Sn679; Calibrated: 2006/3/21
- Phantom: SAM2; Type: SAM 4.0; Serial: TP:1270
- Measurement SW: DASY4, V4.7 Build 53; Postprocessing SW: SEMCAD, V1.8 Build 172

BODY/Area Scan (41x81x1): Measurement grid: dx=15mm, dy=15mm

Maximum value of SAR (interpolated) = 0.233 mW/g

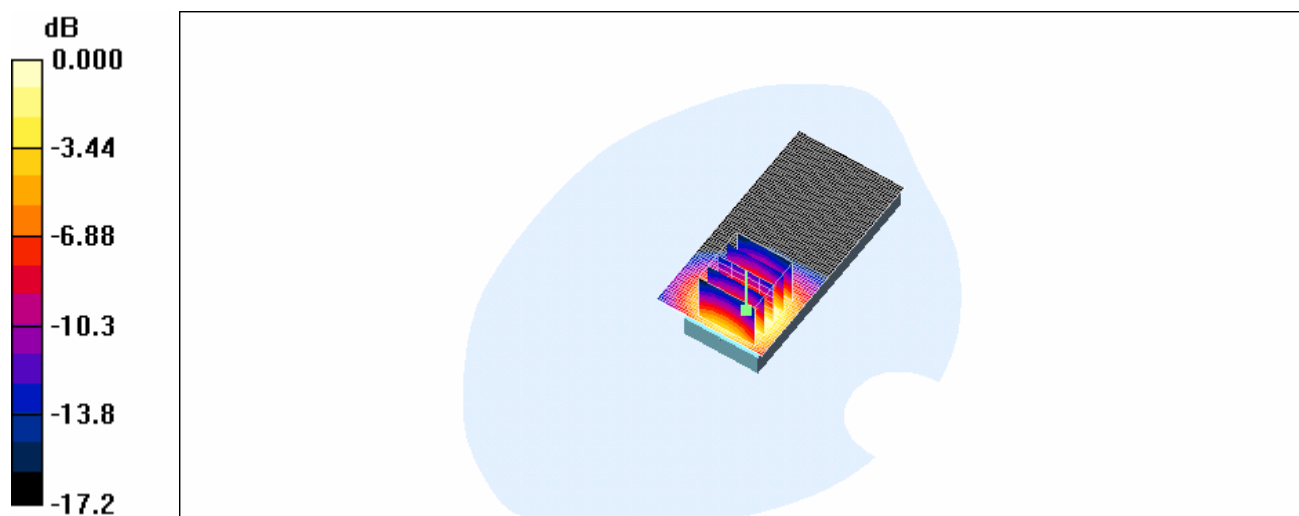
BODY/Zoom Scan (5x5x7)/Cube 0: Measurement grid: dx=8mm, dy=8mm, dz=5mm

Reference Value = 10.8 V/m; Power Drift = -0.201 dB

Peak SAR (extrapolated) = 0.330 W/kg

SAR(1 g) = 0.196 mW/g; SAR(10 g) = 0.110 mW/g

Maximum value of SAR (measured) = 0.214 mW/g



0 dB = 0.214mW/g

CH9538_NB-H_ANT-H_HP6216

DUT: BandRich; Type: BAND 2; Serial: 004401590000333

Communication System: WCDMA BAND2; Frequency: 1907.6 MHz; Duty Cycle: 1:1

Medium: WCDMA B2 Medium parameters used: $f = 1908$ MHz; $\sigma = 1.58$ mho/m; $\epsilon_r = 52.4$; $\rho = 1000$ kg/m³

Phantom section: Flat Section

DASY4 Configuration:

- Probe: EX3DV3 - SN3526; ConvF(9.64, 9.64, 9.64); Calibrated: 2006/8/25
- Sensor-Surface: 4mm (Mechanical Surface Detection)
- Electronics: DAE4 Sn679; Calibrated: 2006/3/21
- Phantom: SAM2; Type: SAM 4.0; Serial: TP:1270
- Measurement SW: DASY4, V4.7 Build 53; Postprocessing SW: SEMCAD, V1.8 Build 172

BODY/Area Scan (41x81x1): Measurement grid: dx=15mm, dy=15mm

Maximum value of SAR (interpolated) = 0.361 mW/g

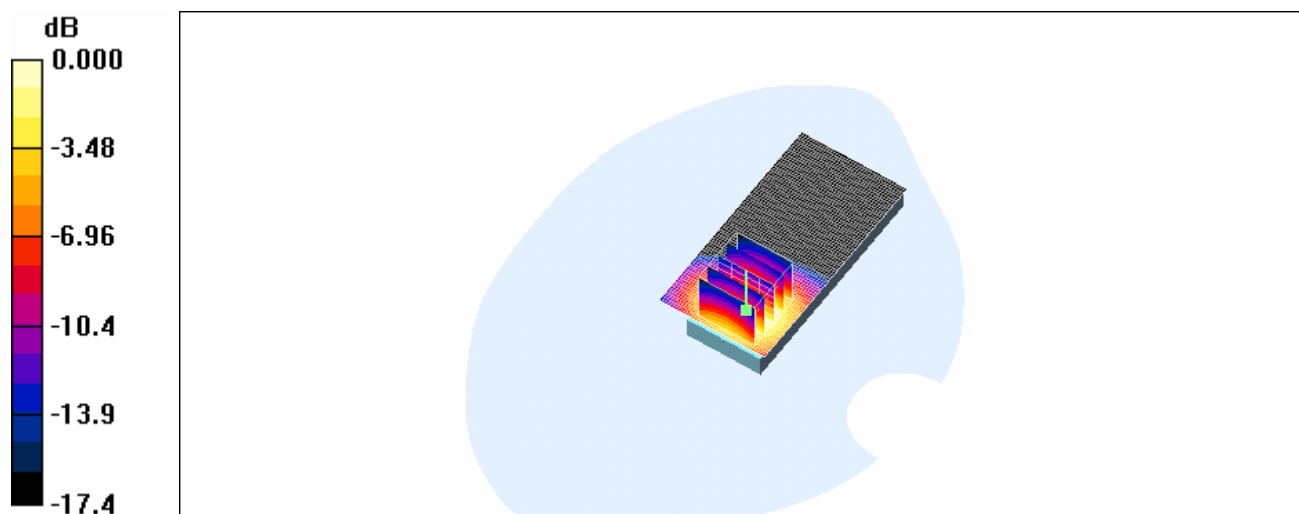
BODY/Zoom Scan (5x5x7)/Cube 0: Measurement grid: dx=8mm, dy=8mm, dz=5mm

Reference Value = 13.2 V/m; Power Drift = -0.091 dB

Peak SAR (extrapolated) = 0.545 W/kg

SAR(1 g) = 0.316 mW/g; SAR(10 g) = 0.174 mW/g

Maximum value of SAR (measured) = 0.344 mW/g



CH9262_NB-H_ANT-V_HP6216

DUT: BandRich-V; Type: BAND 2; Serial: 004401590000333

Communication System: WCDMA BAND2; Frequency: 1852.4 MHz; Duty Cycle: 1:1

Medium: WCDMA B2 Medium parameters used (interpolated): $f = 1852.4$ MHz; $\sigma = 1.52$ mho/m; $\epsilon_r = 52.6$; $\rho = 1000$ kg/m³

Phantom section: Flat Section

DASY4 Configuration:

- Probe: EX3DV3 - SN3526; ConvF(9.64, 9.64, 9.64); Calibrated: 2006/8/25
- Sensor-Surface: 4mm (Mechanical Surface Detection)
- Electronics: DAE4 Sn679; Calibrated: 2006/3/21
- Phantom: SAM2; Type: SAM 4.0; Serial: TP:1270
- Measurement SW: DASY4, V4.7 Build 53; Postprocessing SW: SEMCAD, V1.8 Build 172

BODY/Area Scan (51x81x1): Measurement grid: dx=15mm, dy=15mm

Maximum value of SAR (interpolated) = 0.047 mW/g


BODY/Zoom Scan (5x5x7)/Cube 0: Measurement grid: dx=8mm, dy=8mm, dz=5mm

Reference Value = 4.66 V/m; Power Drift = -0.125 dB

Peak SAR (extrapolated) = 0.066 W/kg

SAR(1 g) = 0.041 mW/g; SAR(10 g) = 0.024 mW/g

Maximum value of SAR (measured) = 0.044 mW/g



CH9400_NB-H_ANT-V_HP6216

DUT: BandRich-V; Type: BAND 2; Serial: 004401590000333

Communication System: WCDMA BAND2; Frequency: 1880 MHz; Duty Cycle: 1:1

Medium: WCDMA B2 Medium parameters used: $f = 1880$ MHz; $\sigma = 1.55$ mho/m; $\epsilon_r = 52.5$; $\rho = 1000$ kg/m³

Phantom section: Flat Section

DASY4 Configuration:

- Probe: EX3DV3 - SN3526; ConvF(9.64, 9.64, 9.64); Calibrated: 2006/8/25
- Sensor-Surface: 4mm (Mechanical Surface Detection)
- Electronics: DAE4 Sn679; Calibrated: 2006/3/21
- Phantom: SAM2; Type: SAM 4.0; Serial: TP:1270
- Measurement SW: DASY4, V4.7 Build 53; Postprocessing SW: SEMCAD, V1.8 Build 172

BODY/Area Scan (51x81x1): Measurement grid: dx=15mm, dy=15mm

Maximum value of SAR (interpolated) = 0.028 mW/g


BODY/Zoom Scan (5x5x7)/Cube 0: Measurement grid: dx=8mm, dy=8mm, dz=5mm

Reference Value = 3.92 V/m; Power Drift = -0.202 dB

Peak SAR (extrapolated) = 0.043 W/kg

SAR(1 g) = 0.026 mW/g; SAR(10 g) = 0.016 mW/g

Maximum value of SAR (measured) = 0.029 mW/g



CH9538_NB-H_ANT-V_HP6216

DUT: BandRich-V; Type: BAND 2; Serial: 004401590000333

Communication System: WCDMA BAND2; Frequency: 1907.6 MHz; Duty Cycle: 1:1

Medium: WCDMA B2 Medium parameters used: $f = 1908$ MHz; $\sigma = 1.58$ mho/m; $\epsilon_r = 52.4$; $\rho = 1000$ kg/m³

Phantom section: Flat Section

DASY4 Configuration:

- Probe: EX3DV3 - SN3526; ConvF(9.64, 9.64, 9.64); Calibrated: 2006/8/25
- Sensor-Surface: 4mm (Mechanical Surface Detection)
- Electronics: DAE4 Sn679; Calibrated: 2006/3/21
- Phantom: SAM2; Type: SAM 4.0; Serial: TP:1270
- Measurement SW: DASY4, V4.7 Build 53; Postprocessing SW: SEMCAD, V1.8 Build 172

BODY/Area Scan (51x81x1): Measurement grid: dx=15mm, dy=15mm

Maximum value of SAR (interpolated) = 0.057 mW/g

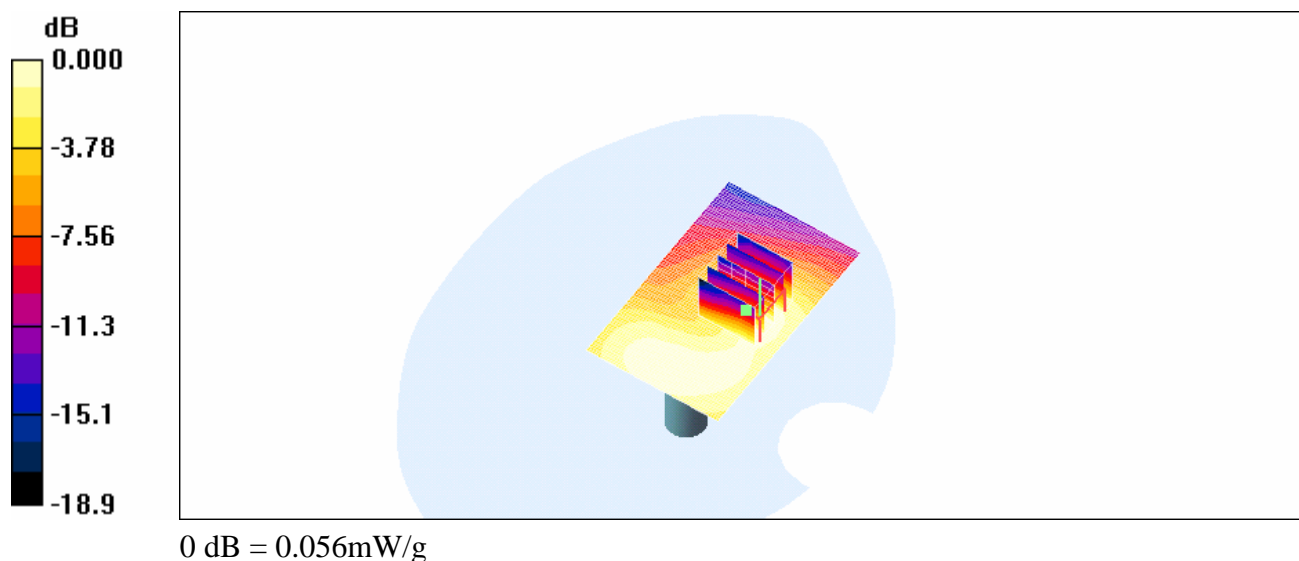
BODY/Zoom Scan (5x5x7)/Cube 0: Measurement grid: dx=8mm, dy=8mm, dz=5mm

Reference Value = 5.62 V/m; Power Drift = -0.024 dB

Peak SAR (extrapolated) = 0.084 W/kg

SAR(1 g) = 0.052 mW/g; SAR(10 g) = 0.031 mW/g

Maximum value of SAR (measured) = 0.056 mW/g



CH9262_NB-V_ANT-H_HP6216

DUT: BandRich; Type: BAND 2; Serial: 004401590000333

Communication System: WCDMA BAND2; Frequency: 1852.4 MHz; Duty Cycle: 1:1

Medium: WCDMA B2 Medium parameters used (interpolated): $f = 1852.4$ MHz; $\sigma = 1.52$ mho/m; $\epsilon_r = 52.6$; $\rho = 1000$ kg/m³

Phantom section: Flat Section

DASY4 Configuration:

- Probe: EX3DV3 - SN3526; ConvF(9.64, 9.64, 9.64); Calibrated: 2006/8/25
- Sensor-Surface: 4mm (Mechanical Surface Detection)
- Electronics: DAE4 Sn679; Calibrated: 2006/3/21
- Phantom: SAM2; Type: SAM 4.0; Serial: TP:1270
- Measurement SW: DASY4, V4.7 Build 53; Postprocessing SW: SEMCAD, V1.8 Build 172

BODY/Area Scan (41x51x1): Measurement grid: dx=15mm, dy=15mm

Maximum value of SAR (interpolated) = 0.216 mW/g

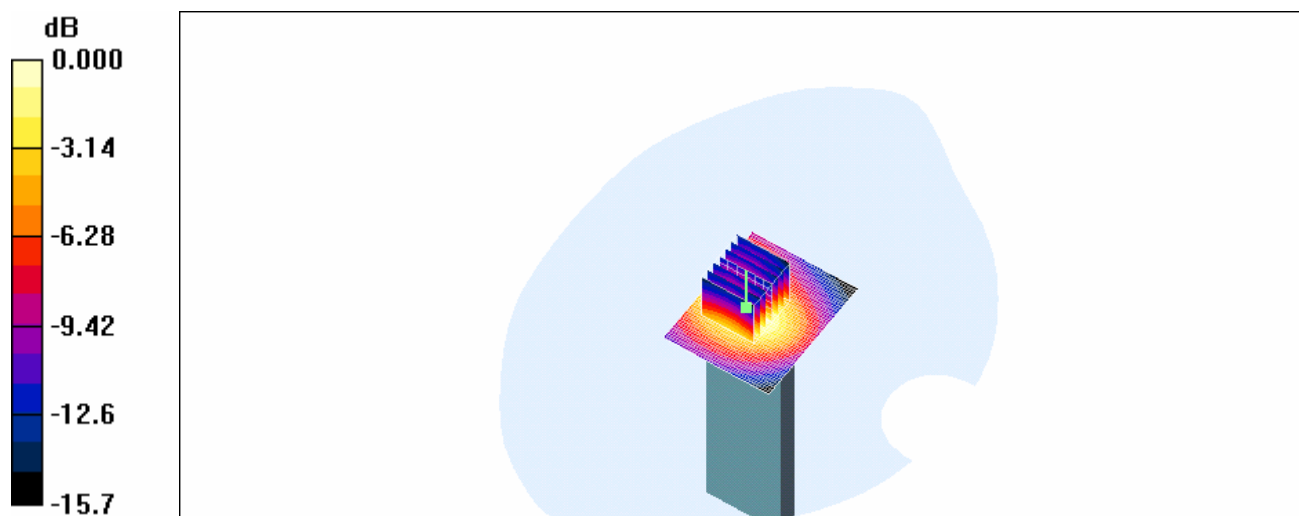
BODY/Zoom Scan (7x7x7)/Cube 0: Measurement grid: dx=5mm, dy=5mm, dz=5mm

Reference Value = 11.4 V/m; Power Drift = -0.205 dB

Peak SAR (extrapolated) = 0.300 W/kg

SAR(1 g) = 0.187 mW/g; SAR(10 g) = 0.109 mW/g

Maximum value of SAR (measured) = 0.205 mW/g



0 dB = 0.205mW/g

CH9400_NB-V_ANT-H_HP6216

DUT: BandRich; Type: BAND 2; Serial: 004401590000333

Communication System: WCDMA BAND2; Frequency: 1880 MHz; Duty Cycle: 1:1

Medium: WCDMA B2 Medium parameters used: $f = 1880$ MHz; $\sigma = 1.55$ mho/m; $\epsilon_r = 52.5$; $\rho = 1000$ kg/m³

Phantom section: Flat Section

DASY4 Configuration:

- Probe: EX3DV3 - SN3526; ConvF(9.64, 9.64, 9.64); Calibrated: 2006/8/25
- Sensor-Surface: 4mm (Mechanical Surface Detection)
- Electronics: DAE4 Sn679; Calibrated: 2006/3/21
- Phantom: SAM2; Type: SAM 4.0; Serial: TP:1270
- Measurement SW: DASY4, V4.7 Build 53; Postprocessing SW: SEMCAD, V1.8 Build 172

BODY/Area Scan (41x51x1): Measurement grid: dx=15mm, dy=15mm

Maximum value of SAR (interpolated) = 0.170 mW/g

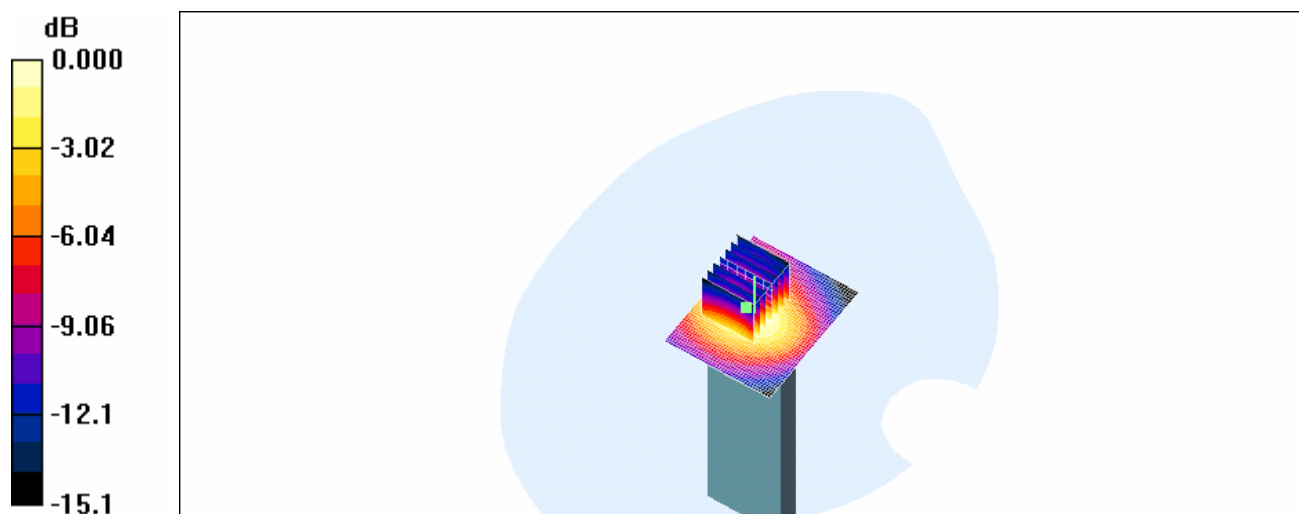
BODY/Zoom Scan (7x7x7)/Cube 0: Measurement grid: dx=5mm, dy=5mm, dz=5mm

Reference Value = 9.55 V/m; Power Drift = -0.063 dB

Peak SAR (extrapolated) = 0.230 W/kg

SAR(1 g) = 0.145 mW/g; SAR(10 g) = 0.085 mW/g

Maximum value of SAR (measured) = 0.157 mW/g



0 dB = 0.157mW/g

CH9538_NB-V_ANT-H_HP6216

DUT: BandRich; Type: BAND 2; Serial: 004401590000333

Communication System: WCDMA BAND2; Frequency: 1907.6 MHz; Duty Cycle: 1:1

Medium: WCDMA B2 Medium parameters used: $f = 1908$ MHz; $\sigma = 1.58$ mho/m; $\epsilon_r = 52.4$; $\rho = 1000$ kg/m³

Phantom section: Flat Section

DASY4 Configuration:

- Probe: EX3DV3 - SN3526; ConvF(9.64, 9.64, 9.64); Calibrated: 2006/8/25
- Sensor-Surface: 4mm (Mechanical Surface Detection)
- Electronics: DAE4 Sn679; Calibrated: 2006/3/21
- Phantom: SAM2; Type: SAM 4.0; Serial: TP:1270
- Measurement SW: DASY4, V4.7 Build 53; Postprocessing SW: SEMCAD, V1.8 Build 172

BODY/Area Scan (41x51x1): Measurement grid: dx=15mm, dy=15mm

Maximum value of SAR (interpolated) = 0.268 mW/g

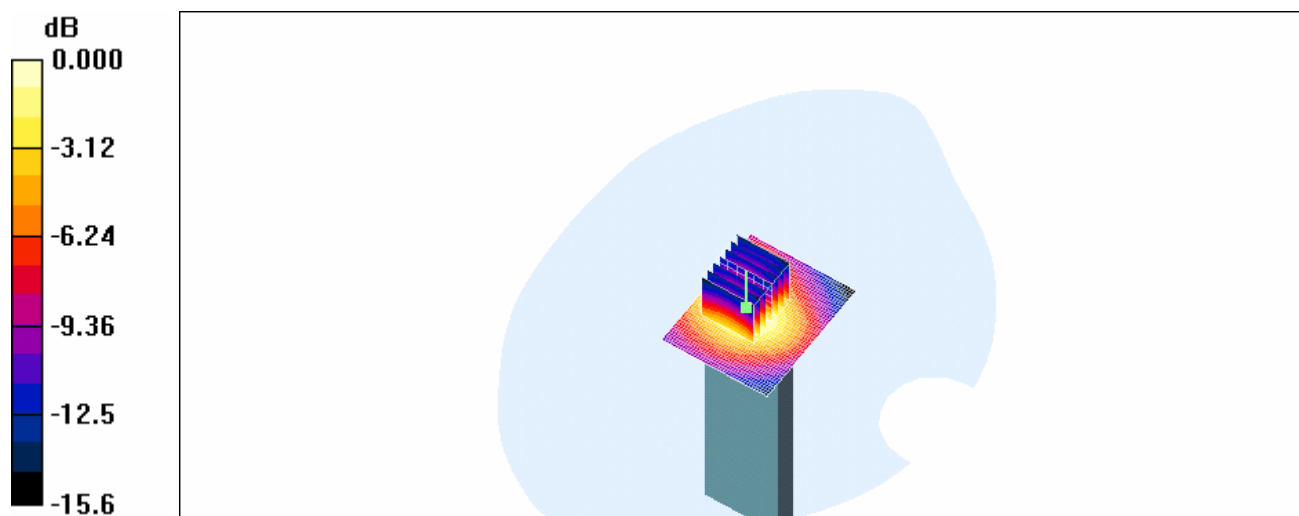
BODY/Zoom Scan (7x7x7)/Cube 0: Measurement grid: dx=5mm, dy=5mm, dz=5mm

Reference Value = 12.2 V/m; Power Drift = -0.048 dB

Peak SAR (extrapolated) = 0.387 W/kg

SAR(1 g) = 0.237 mW/g; SAR(10 g) = 0.138 mW/g

Maximum value of SAR (measured) = 0.259 mW/g



0 dB = 0.259mW/g

CH9262_NB-V_ANT-V_HP6216

DUT: BandRich-V; Type: BAND 2; Serial: 004401590000333

Communication System: WCDMA BAND2; Frequency: 1852.4 MHz; Duty Cycle: 1:1

Medium: WCDMA B2 Medium parameters used (interpolated): $f = 1852.4$ MHz; $\sigma = 1.52$ mho/m; $\epsilon_r = 52.6$; $\rho = 1000$ kg/m³

Phantom section: Flat Section

DASY4 Configuration:

- Probe: EX3DV3 - SN3526; ConvF(9.64, 9.64, 9.64); Calibrated: 2006/8/25
- Sensor-Surface: 4mm (Mechanical Surface Detection)
- Electronics: DAE4 Sn679; Calibrated: 2006/3/21
- Phantom: SAM2; Type: SAM 4.0; Serial: TP:1270
- Measurement SW: DASY4, V4.7 Build 53; Postprocessing SW: SEMCAD, V1.8 Build 172

BODY/Area Scan (41x51x1): Measurement grid: dx=15mm, dy=15mm

Maximum value of SAR (interpolated) = 0.126 mW/g


BODY/Zoom Scan (7x7x7)/Cube 0: Measurement grid: dx=5mm, dy=5mm, dz=5mm

Reference Value = 5.14 V/m; Power Drift = 0.197 dB

Peak SAR (extrapolated) = 0.187 W/kg

SAR(1 g) = 0.116 mW/g; SAR(10 g) = 0.067 mW/g

Maximum value of SAR (measured) = 0.127 mW/g



0 dB = 0.127mW/g

CH9400_NB-V_ANT-V_HP6216

DUT: BandRich-V; Type: BAND 2; Serial: 004401590000333

Communication System: WCDMA BAND2; Frequency: 1880 MHz; Duty Cycle: 1:1

Medium: WCDMA B2 Medium parameters used: $f = 1880$ MHz; $\sigma = 1.55$ mho/m; $\epsilon_r = 52.5$; $\rho = 1000$ kg/m³

Phantom section: Flat Section

DASY4 Configuration:

- Probe: EX3DV3 - SN3526; ConvF(9.64, 9.64, 9.64); Calibrated: 2006/8/25
- Sensor-Surface: 4mm (Mechanical Surface Detection)
- Electronics: DAE4 Sn679; Calibrated: 2006/3/21
- Phantom: SAM2; Type: SAM 4.0; Serial: TP:1270
- Measurement SW: DASY4, V4.7 Build 53; Postprocessing SW: SEMCAD, V1.8 Build 172

BODY/Area Scan (41x51x1): Measurement grid: dx=15mm, dy=15mm

Maximum value of SAR (interpolated) = 0.102 mW/g

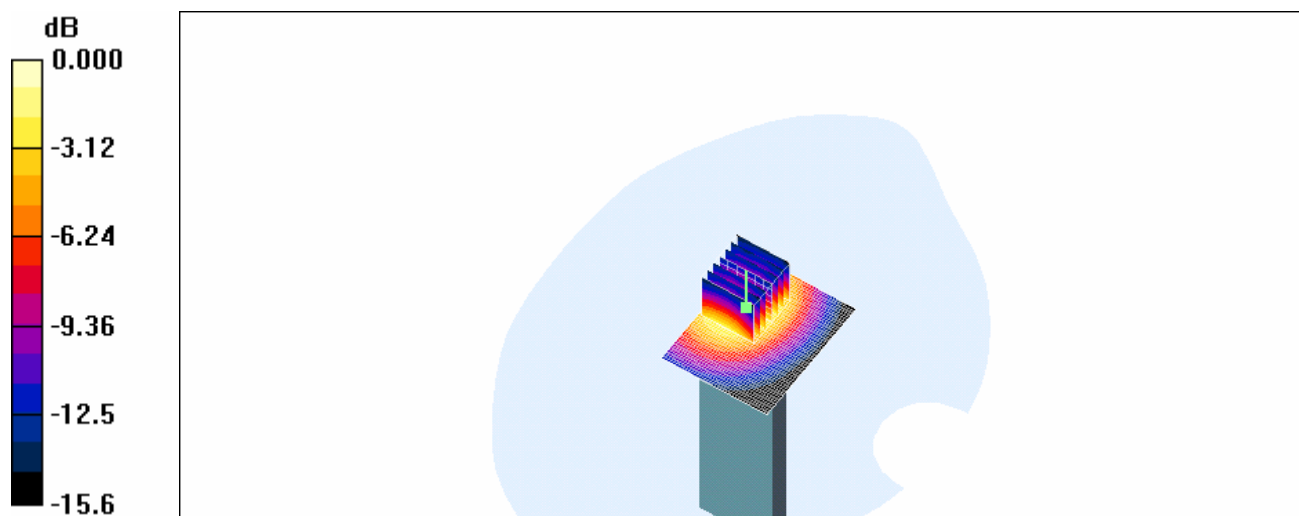
BODY/Zoom Scan (7x7x7)/Cube 0: Measurement grid: dx=5mm, dy=5mm, dz=5mm

Reference Value = 4.51 V/m; Power Drift = 0.171 dB

Peak SAR (extrapolated) = 0.148 W/kg

SAR(1 g) = 0.090 mW/g; SAR(10 g) = 0.052 mW/g

Maximum value of SAR (measured) = 0.100 mW/g



0 dB = 0.100mW/g

CH9538_NB-V_ANT-V_HP6216

DUT: BandRich-V; Type: BAND 2; Serial: 004401590000333

Communication System: WCDMA BAND2; Frequency: 1907.6 MHz; Duty Cycle: 1:1

Medium: WCDMA B2 Medium parameters used: $f = 1908$ MHz; $\sigma = 1.58$ mho/m; $\epsilon_r = 52.4$; $\rho = 1000$ kg/m³

Phantom section: Flat Section

DASY4 Configuration:

- Probe: EX3DV3 - SN3526; ConvF(9.64, 9.64, 9.64); Calibrated: 2006/8/25
- Sensor-Surface: 4mm (Mechanical Surface Detection)
- Electronics: DAE4 Sn679; Calibrated: 2006/3/21
- Phantom: SAM2; Type: SAM 4.0; Serial: TP:1270
- Measurement SW: DASY4, V4.7 Build 53; Postprocessing SW: SEMCAD, V1.8 Build 172

BODY/Area Scan (41x51x1): Measurement grid: dx=15mm, dy=15mm

Maximum value of SAR (interpolated) = 0.154 mW/g

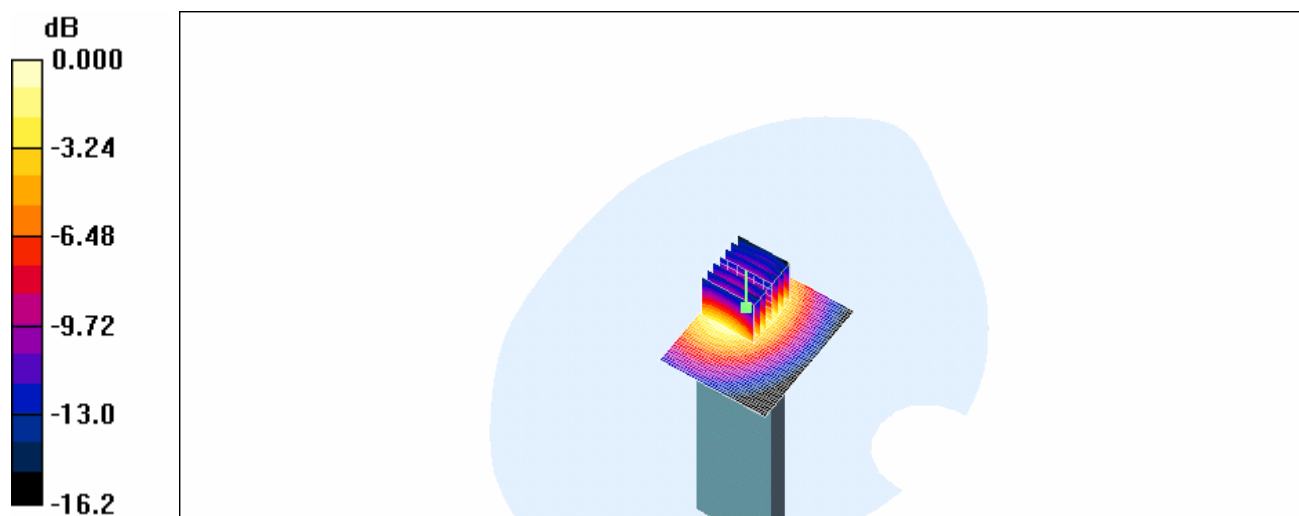
BODY/Zoom Scan (7x7x7)/Cube 0: Measurement grid: dx=5mm, dy=5mm, dz=5mm

Reference Value = 5.66 V/m; Power Drift = -0.147 dB

Peak SAR (extrapolated) = 0.222 W/kg

SAR(1 g) = 0.136 mW/g; SAR(10 g) = 0.079 mW/g

Maximum value of SAR (measured) = 0.148 mW/g



0 dB = 0.148mW/g

CH4132_NB-H_ANT-H_HP6216

DUT: BandRich; Type: BAND 5; Serial: 004401590000333

Communication System: WCDMA BAND5; Frequency: 826.4 MHz; Duty Cycle: 1:1

Medium: WCDMA B5 Medium parameters used (interpolated): $f = 826.4$ MHz; $\sigma = 0.951$ mho/m; $\epsilon_r = 56.4$; $\rho = 1000$ kg/m³

Phantom section: Flat Section

DASY4 Configuration:

- Probe: EX3DV3 - SN3526; ConvF(11.63, 11.63, 11.63); Calibrated: 2006/8/25
- Sensor-Surface: 4mm (Mechanical Surface Detection)
- Electronics: DAE4 Sn679; Calibrated: 2006/3/21
- Phantom: SAM1; Type: SAM 4.0; Serial: TP:1419
- Measurement SW: DASY4, V4.7 Build 53; Postprocessing SW: SEMCAD, V1.8 Build 172

BODY/Area Scan (41x81x1): Measurement grid: dx=15mm, dy=15mm

Maximum value of SAR (interpolated) = 0.710 mW/g


BODY/Zoom Scan (5x5x7)/Cube 0: Measurement grid: dx=8mm, dy=8mm, dz=5mm

Reference Value = 12.4 V/m; Power Drift = -0.205 dB

Peak SAR (extrapolated) = 0.921 W/kg

SAR(1 g) = 0.633 mW/g; SAR(10 g) = 0.418 mW/g

Maximum value of SAR (measured) = 0.689 mW/g



0 dB = 0.689mW/g

CH4183_NB-H_ANT-H_HP6216

DUT: BandRich; Type: BAND 5; Serial: 004401590000333

Communication System: WCDMA BAND5; Frequency: 836.6 MHz; Duty Cycle: 1:1

Medium: WCDMA B5 Medium parameters used (interpolated): $f = 836.6$ MHz; $\sigma = 0.959$ mho/m; $\epsilon_r = 56.3$; $\rho = 1000$ kg/m³

Phantom section: Flat Section

DASY4 Configuration:

- Probe: EX3DV3 - SN3526; ConvF(11.63, 11.63, 11.63); Calibrated: 2006/8/25
- Sensor-Surface: 4mm (Mechanical Surface Detection)
- Electronics: DAE4 Sn679; Calibrated: 2006/3/21
- Phantom: SAM1; Type: SAM 4.0; Serial: TP:1419
- Measurement SW: DASY4, V4.7 Build 53; Postprocessing SW: SEMCAD, V1.8 Build 172

BODY/Area Scan (41x81x1): Measurement grid: dx=15mm, dy=15mm

Maximum value of SAR (interpolated) = 0.678 mW/g


BODY/Zoom Scan (5x5x7)/Cube 0: Measurement grid: dx=8mm, dy=8mm, dz=5mm

Reference Value = 11.7 V/m; Power Drift = 0.108 dB

Peak SAR (extrapolated) = 0.925 W/kg

SAR(1 g) = 0.636 mW/g; SAR(10 g) = 0.421 mW/g

Maximum value of SAR (measured) = 0.684 mW/g



0 dB = 0.684mW/g

CH4233_NB-H_ANT-H_HP6216

DUT: BandRich; Type: BAND 5; Serial: 004401590000333

Communication System: WCDMA BAND5; Frequency: 846.6 MHz; Duty Cycle: 1:1

Medium: WCDMA B5 Medium parameters used (interpolated): $f = 846.6$ MHz; $\sigma = 0.966$ mho/m; $\epsilon_r = 56.1$; $\rho = 1000$ kg/m³

Phantom section: Flat Section

DASY4 Configuration:

- Probe: EX3DV3 - SN3526; ConvF(11.63, 11.63, 11.63); Calibrated: 2006/8/25
- Sensor-Surface: 4mm (Mechanical Surface Detection)
- Electronics: DAE4 Sn679; Calibrated: 2006/3/21
- Phantom: SAM1; Type: SAM 4.0; Serial: TP:1419
- Measurement SW: DASY4, V4.7 Build 53; Postprocessing SW: SEMCAD, V1.8 Build 172

BODY/Area Scan (41x81x1): Measurement grid: dx=15mm, dy=15mm

Maximum value of SAR (interpolated) = 0.700 mW/g


BODY/Zoom Scan (5x5x7)/Cube 0: Measurement grid: dx=8mm, dy=8mm, dz=5mm

Reference Value = 12.2 V/m; Power Drift = -0.128 dB

Peak SAR (extrapolated) = 0.954 W/kg

SAR(1 g) = 0.660 mW/g; SAR(10 g) = 0.436 mW/g

Maximum value of SAR (measured) = 0.711 mW/g



CH4132_NB-H_ANT-V_HP6216

DUT: BandRich-V; Type: BAND 5; Serial: 004401590000333

Communication System: WCDMA BAND5; Frequency: 826.4 MHz; Duty Cycle: 1:1

Medium: WCDMA B5 Medium parameters used (interpolated): $f = 826.4$ MHz; $\sigma = 0.951$ mho/m; $\epsilon_r = 56.4$; $\rho = 1000$ kg/m³

Phantom section: Flat Section

DASY4 Configuration:

- Probe: EX3DV3 - SN3526; ConvF(11.63, 11.63, 11.63); Calibrated: 2006/8/25
- Sensor-Surface: 4mm (Mechanical Surface Detection)
- Electronics: DAE4 Sn679; Calibrated: 2006/3/21
- Phantom: SAM1; Type: SAM 4.0; Serial: TP:1419
- Measurement SW: DASY4, V4.7 Build 53; Postprocessing SW: SEMCAD, V1.8 Build 172

BODY/Area Scan (41x81x1): Measurement grid: dx=15mm, dy=15mm

Maximum value of SAR (interpolated) = 0.560 mW/g


BODY/Zoom Scan (5x5x7)/Cube 0: Measurement grid: dx=8mm, dy=8mm, dz=5mm

Reference Value = 11.0 V/m; Power Drift = -0.017 dB

Peak SAR (extrapolated) = 0.748 W/kg

SAR(1 g) = 0.520 mW/g; SAR(10 g) = 0.350 mW/g

Maximum value of SAR (measured) = 0.557 mW/g



0 dB = 0.557mW/g

CH4183_NB-H_ANT-V_HP6216

DUT: BandRich-V; Type: BAND 5; Serial: 004401590000333

Communication System: WCDMA BAND5; Frequency: 836.6 MHz; Duty Cycle: 1:1

Medium: WCDMA B5 Medium parameters used (interpolated): $f = 836.6$ MHz; $\sigma = 0.959$ mho/m; $\epsilon_r = 56.3$; $\rho = 1000$ kg/m³

Phantom section: Flat Section

DASY4 Configuration:

- Probe: EX3DV3 - SN3526; ConvF(11.63, 11.63, 11.63); Calibrated: 2006/8/25
- Sensor-Surface: 4mm (Mechanical Surface Detection)
- Electronics: DAE4 Sn679; Calibrated: 2006/3/21
- Phantom: SAM1; Type: SAM 4.0; Serial: TP:1419
- Measurement SW: DASY4, V4.7 Build 53; Postprocessing SW: SEMCAD, V1.8 Build 172

BODY/Area Scan (41x81x1): Measurement grid: dx=15mm, dy=15mm

Maximum value of SAR (interpolated) = 0.551 mW/g

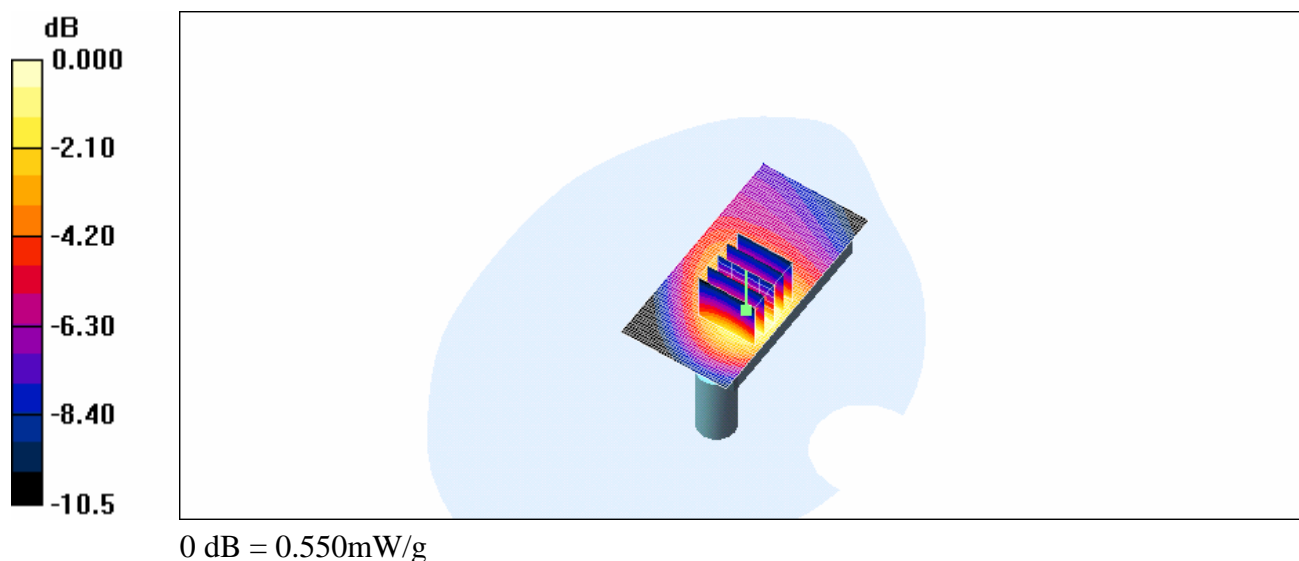
BODY/Zoom Scan (5x5x7)/Cube 0: Measurement grid: dx=8mm, dy=8mm, dz=5mm

Reference Value = 10.6 V/m; Power Drift = -0.147 dB

Peak SAR (extrapolated) = 0.748 W/kg

SAR(1 g) = 0.512 mW/g; SAR(10 g) = 0.340 mW/g

Maximum value of SAR (measured) = 0.550 mW/g



CH4233_NB-H_ANT-V_HP6216

DUT: BandRich-V; Type: BAND 5; Serial: 004401590000333

Communication System: WCDMA BAND5; Frequency: 846.6 MHz; Duty Cycle: 1:1

Medium: WCDMA B5 Medium parameters used (interpolated): $f = 846.6$ MHz; $\sigma = 0.966$ mho/m; $\epsilon_r = 56.1$; $\rho = 1000$ kg/m³

Phantom section: Flat Section

DASY4 Configuration:

- Probe: EX3DV3 - SN3526; ConvF(11.63, 11.63, 11.63); Calibrated: 2006/8/25
- Sensor-Surface: 4mm (Mechanical Surface Detection)
- Electronics: DAE4 Sn679; Calibrated: 2006/3/21
- Phantom: SAM1; Type: SAM 4.0; Serial: TP:1419
- Measurement SW: DASY4, V4.7 Build 53; Postprocessing SW: SEMCAD, V1.8 Build 172

BODY/Area Scan (41x81x1): Measurement grid: dx=15mm, dy=15mm

Maximum value of SAR (interpolated) = 0.595 mW/g


BODY/Zoom Scan (5x5x7)/Cube 0: Measurement grid: dx=8mm, dy=8mm, dz=5mm

Reference Value = 11.0 V/m; Power Drift = -0.077 dB

Peak SAR (extrapolated) = 0.786 W/kg

SAR(1 g) = 0.539 mW/g; SAR(10 g) = 0.354 mW/g

Maximum value of SAR (measured) = 0.585 mW/g



CH4132_NB-V_ANT-H_HP6216

DUT: BandRich; Type: BAND 5; Serial: 004401590000333

Communication System: WCDMA BAND5; Frequency: 826.4 MHz; Duty Cycle: 1:1

Medium: WCDMA B5 Medium parameters used (interpolated): $f = 826.4$ MHz; $\sigma = 0.951$ mho/m; $\epsilon_r = 56.4$; $\rho = 1000$ kg/m³

Phantom section: Flat Section

DASY4 Configuration:

- Probe: EX3DV3 - SN3526; ConvF(11.63, 11.63, 11.63); Calibrated: 2006/8/25
- Sensor-Surface: 4mm (Mechanical Surface Detection)
- Electronics: DAE4 Sn679; Calibrated: 2006/3/21
- Phantom: SAM1; Type: SAM 4.0; Serial: TP:1419
- Measurement SW: DASY4, V4.7 Build 53; Postprocessing SW: SEMCAD, V1.8 Build 172

BODY/Area Scan (51x51x1): Measurement grid: dx=15mm, dy=15mm

Maximum value of SAR (interpolated) = 0.019 mW/g

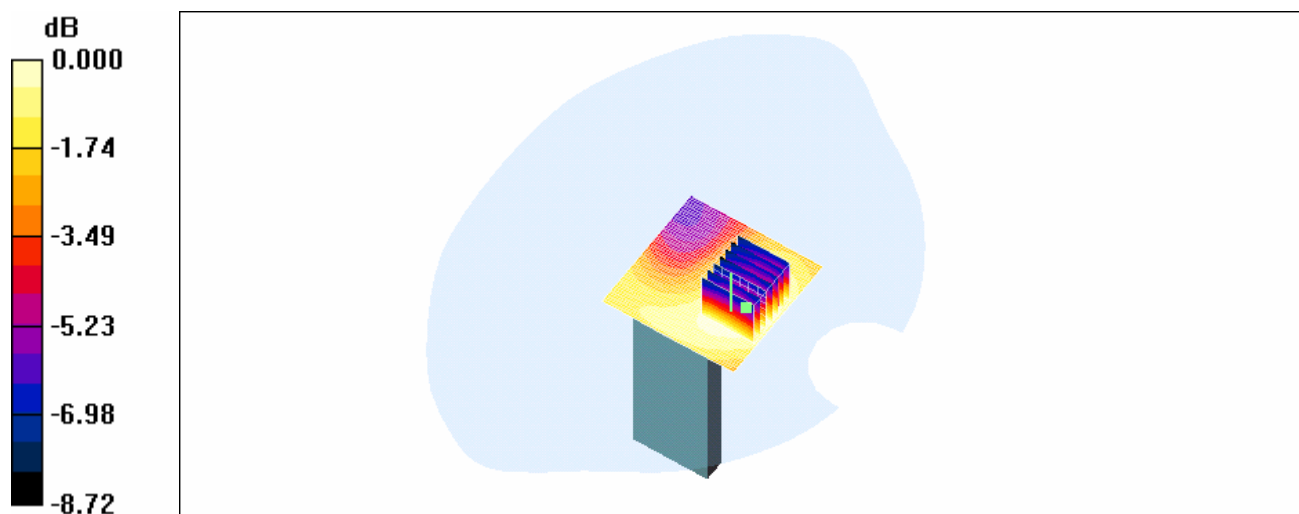
BODY/Zoom Scan (7x7x7)/Cube 0: Measurement grid: dx=5mm, dy=5mm, dz=5mm

Reference Value = 2.83 V/m; Power Drift = 0.209 dB

Peak SAR (extrapolated) = 0.023 W/kg

SAR(1 g) = 0.018 mW/g; SAR(10 g) = 0.013 mW/g

Maximum value of SAR (measured) = 0.019 mW/g



0 dB = 0.019mW/g

CH4183_NB-V_ANT-H_HP6216

DUT: BandRich; Type: BAND 5; Serial: 004401590000333

Communication System: WCDMA BAND5; Frequency: 836.6 MHz; Duty Cycle: 1:1

Medium: WCDMA B5 Medium parameters used (interpolated): $f = 836.6$ MHz; $\sigma = 0.959$ mho/m; $\epsilon_r = 56.3$; $\rho = 1000$ kg/m³

Phantom section: Flat Section

DASY4 Configuration:

- Probe: EX3DV3 - SN3526; ConvF(11.63, 11.63, 11.63); Calibrated: 2006/8/25
- Sensor-Surface: 4mm (Mechanical Surface Detection)
- Electronics: DAE4 Sn679; Calibrated: 2006/3/21
- Phantom: SAM1; Type: SAM 4.0; Serial: TP:1419
- Measurement SW: DASY4, V4.7 Build 53; Postprocessing SW: SEMCAD, V1.8 Build 172

BODY/Area Scan (51x51x1): Measurement grid: dx=15mm, dy=15mm

Maximum value of SAR (interpolated) = 0.019 mW/g

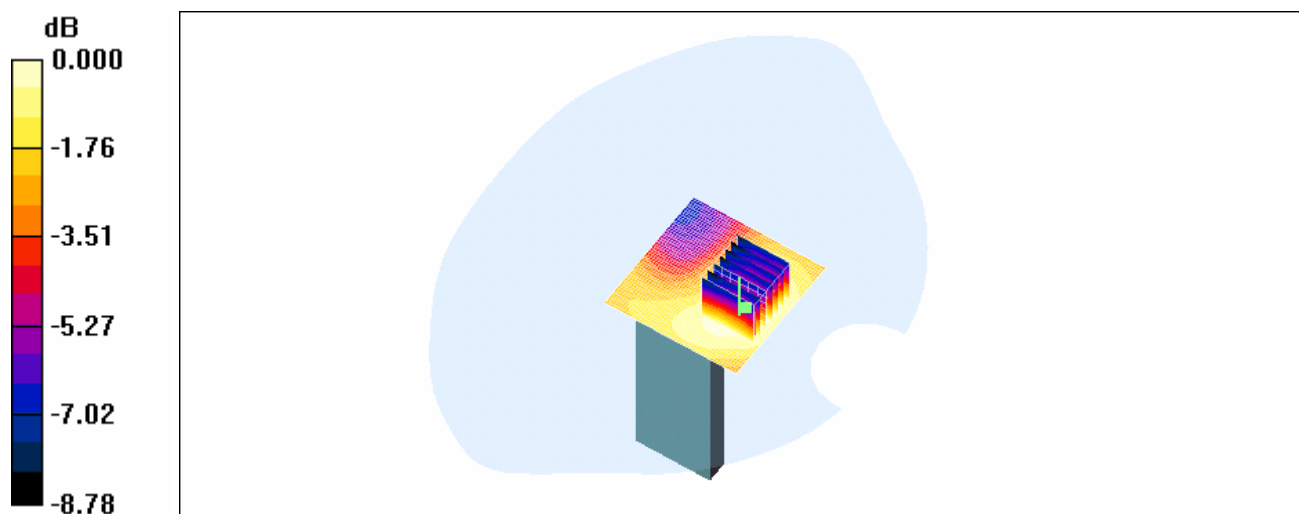
BODY/Zoom Scan (7x7x7)/Cube 0: Measurement grid: dx=5mm, dy=5mm, dz=5mm

Reference Value = 2.81 V/m; Power Drift = -0.083 dB

Peak SAR (extrapolated) = 0.024 W/kg

SAR(1 g) = 0.018 mW/g; SAR(10 g) = 0.013 mW/g

Maximum value of SAR (measured) = 0.019 mW/g



0 dB = 0.019mW/g

CH4233_NB-V_ANT-H_HP6216

DUT: BandRich; Type: BAND 5; Serial: 004401590000333

Communication System: WCDMA BAND5; Frequency: 846.6 MHz; Duty Cycle: 1:1

Medium: WCDMA B5 Medium parameters used (interpolated): $f = 846.6$ MHz; $\sigma = 0.966$ mho/m; $\epsilon_r = 56.1$; $\rho = 1000$ kg/m³

Phantom section: Flat Section

DASY4 Configuration:

- Probe: EX3DV3 - SN3526; ConvF(11.63, 11.63, 11.63); Calibrated: 2006/8/25
- Sensor-Surface: 4mm (Mechanical Surface Detection)
- Electronics: DAE4 Sn679; Calibrated: 2006/3/21
- Phantom: SAM1; Type: SAM 4.0; Serial: TP:1419
- Measurement SW: DASY4, V4.7 Build 53; Postprocessing SW: SEMCAD, V1.8 Build 172

BODY/Area Scan (51x51x1): Measurement grid: dx=15mm, dy=15mm

Maximum value of SAR (interpolated) = 0.026 mW/g

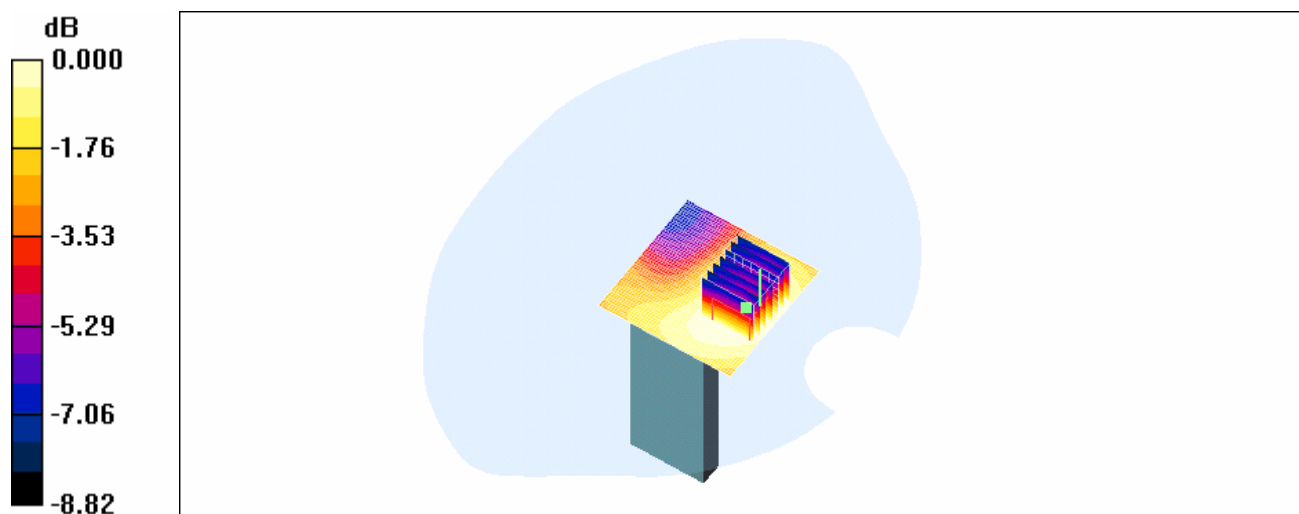
BODY/Zoom Scan (7x7x7)/Cube 0: Measurement grid: dx=5mm, dy=5mm, dz=5mm

Reference Value = 3.25 V/m; Power Drift = -0.225 dB

Peak SAR (extrapolated) = 0.032 W/kg

SAR(1 g) = 0.024 mW/g; SAR(10 g) = 0.018 mW/g

Maximum value of SAR (measured) = 0.025 mW/g



CH4132_NB-V_ANT-V_HP6216

DUT: BandRich-V; Type: BAND 5; Serial: 004401590000333

Communication System: WCDMA BAND5; Frequency: 826.4 MHz; Duty Cycle: 1:1

Medium: WCDMA B5 Medium parameters used (interpolated): $f = 826.4$ MHz; $\sigma = 0.951$ mho/m; $\epsilon_r = 56.4$; $\rho = 1000$ kg/m³

Phantom section: Flat Section

DASY4 Configuration:

- Probe: EX3DV3 - SN3526; ConvF(11.63, 11.63, 11.63); Calibrated: 2006/8/25
- Sensor-Surface: 4mm (Mechanical Surface Detection)
- Electronics: DAE4 Sn679; Calibrated: 2006/3/21
- Phantom: SAM1; Type: SAM 4.0; Serial: TP:1419
- Measurement SW: DASY4, V4.7 Build 53; Postprocessing SW: SEMCAD, V1.8 Build 172

BODY/Area Scan (41x51x1): Measurement grid: dx=15mm, dy=15mm

Maximum value of SAR (interpolated) = 0.039 mW/g

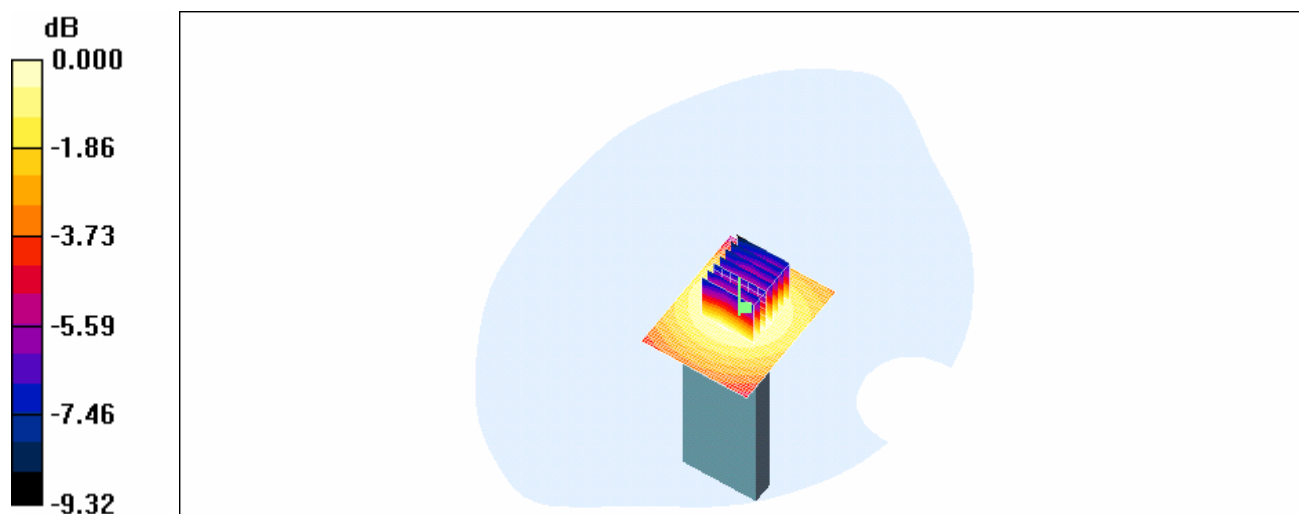
BODY/Zoom Scan (7x7x7)/Cube 0: Measurement grid: dx=5mm, dy=5mm, dz=5mm

Reference Value = 6.38 V/m; Power Drift = -0.121 dB

Peak SAR (extrapolated) = 0.048 W/kg

SAR(1 g) = 0.037 mW/g; SAR(10 g) = 0.027 mW/g

Maximum value of SAR (measured) = 0.039 mW/g



0 dB = 0.039mW/g

CH4183_NB-V_ANT-V_HP6216

DUT: BandRich-V; Type: BAND 5; Serial: 004401590000333

Communication System: WCDMA BAND5; Frequency: 836.6 MHz; Duty Cycle: 1:1

Medium: WCDMA B5 Medium parameters used (interpolated): $f = 836.6$ MHz; $\sigma = 0.959$ mho/m; $\epsilon_r = 56.3$; $\rho = 1000$ kg/m³

Phantom section: Flat Section

DASY4 Configuration:

- Probe: EX3DV3 - SN3526; ConvF(11.63, 11.63, 11.63); Calibrated: 2006/8/25
- Sensor-Surface: 4mm (Mechanical Surface Detection)
- Electronics: DAE4 Sn679; Calibrated: 2006/3/21
- Phantom: SAM1; Type: SAM 4.0; Serial: TP:1419
- Measurement SW: DASY4, V4.7 Build 53; Postprocessing SW: SEMCAD, V1.8 Build 172

BODY/Area Scan (41x51x1): Measurement grid: dx=15mm, dy=15mm

Maximum value of SAR (interpolated) = 0.040 mW/g

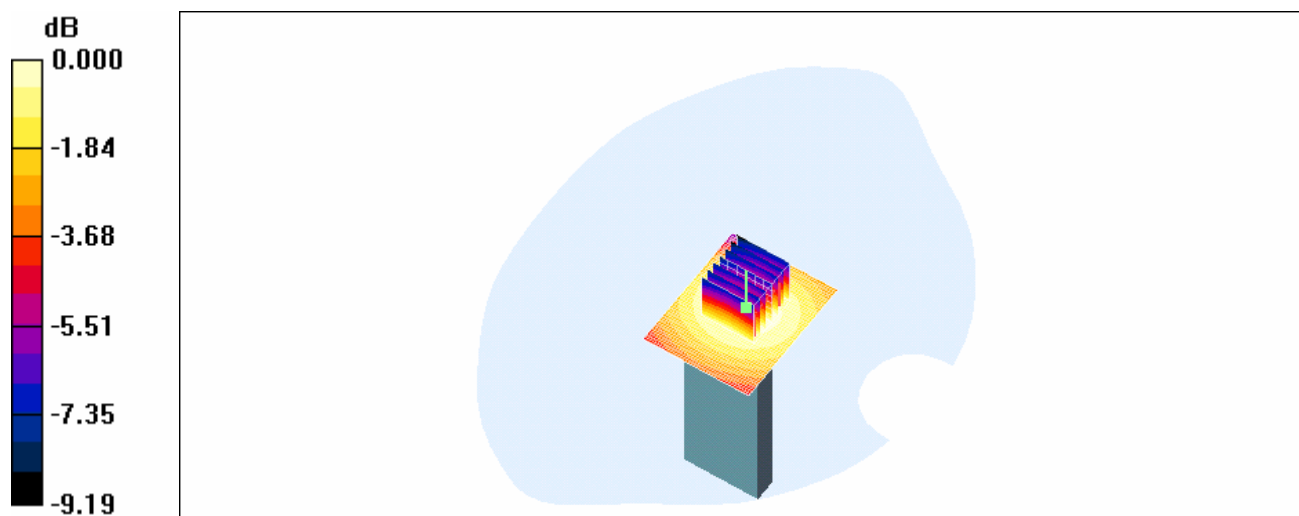
BODY/Zoom Scan (7x7x7)/Cube 0: Measurement grid: dx=5mm, dy=5mm, dz=5mm

Reference Value = 6.38 V/m; Power Drift = 0.080 dB

Peak SAR (extrapolated) = 0.051 W/kg

SAR(1 g) = 0.039 mW/g; SAR(10 g) = 0.029 mW/g

Maximum value of SAR (measured) = 0.041 mW/g



CH4233_NB-V_ANT-V_HP6216

DUT: BandRich-V; Type: BAND 5; Serial: 004401590000333

Communication System: WCDMA BAND5; Frequency: 846.6 MHz; Duty Cycle: 1:1

Medium: WCDMA B5 Medium parameters used (interpolated): $f = 846.6$ MHz; $\sigma = 0.966$ mho/m; $\epsilon_r = 56.1$; $\rho = 1000$ kg/m³

Phantom section: Flat Section

DASY4 Configuration:

- Probe: EX3DV3 - SN3526; ConvF(11.63, 11.63, 11.63); Calibrated: 2006/8/25
- Sensor-Surface: 4mm (Mechanical Surface Detection)
- Electronics: DAE4 Sn679; Calibrated: 2006/3/21
- Phantom: SAM1; Type: SAM 4.0; Serial: TP:1419
- Measurement SW: DASY4, V4.7 Build 53; Postprocessing SW: SEMCAD, V1.8 Build 172

BODY/Area Scan (41x51x1): Measurement grid: dx=15mm, dy=15mm

Maximum value of SAR (interpolated) = 0.046 mW/g

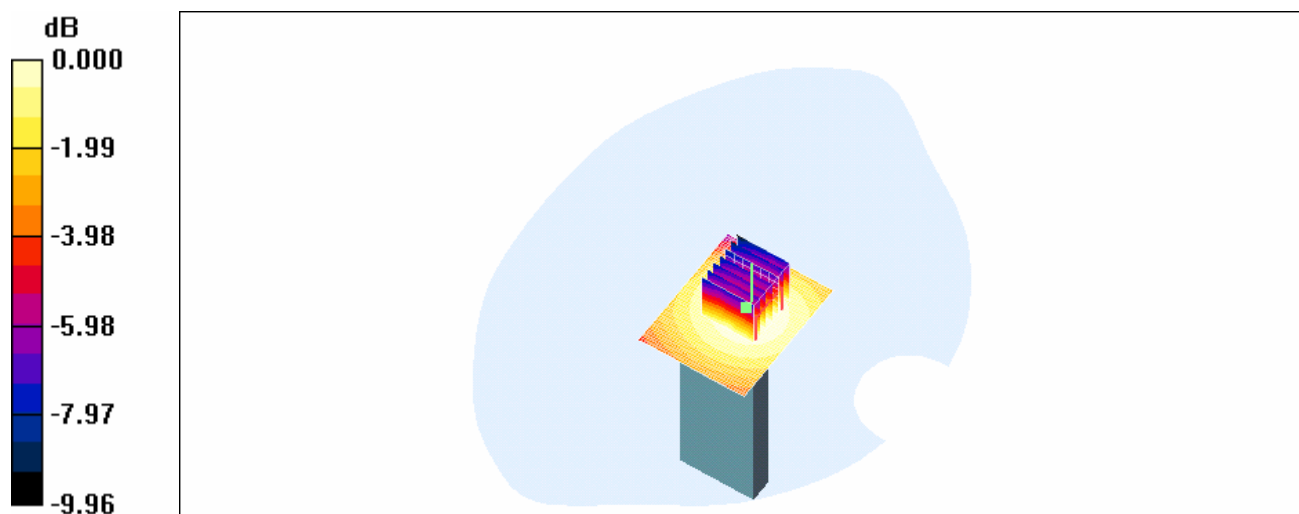
BODY/Zoom Scan (7x7x7)/Cube 0: Measurement grid: dx=5mm, dy=5mm, dz=5mm

Reference Value = 6.77 V/m; Power Drift = -0.118 dB

Peak SAR (extrapolated) = 0.058 W/kg

SAR(1 g) = 0.044 mW/g; SAR(10 g) = 0.032 mW/g

Maximum value of SAR (measured) = 0.046 mW/g



0 dB = 0.046mW/g

CH128_NB-H_ANT-H_IBM T60

DUT: BandRich; Type: GSM 850; Serial: 004401590000333

Communication System: GSM 850; Frequency: 824.2 MHz; Duty Cycle: 1:4

Medium: Muscle 900 MHz Medium parameters used (interpolated): $f = 824.2$ MHz; $\sigma = 0.941$ mho/m;

$\epsilon_r = 55.9$; $\rho = 1000$ kg/m³

Phantom section: Flat Section

DASY4 Configuration:

- Probe: EX3DV3 - SN3526; ConvF(11.63, 11.63, 11.63); Calibrated: 2006/8/25
- Sensor-Surface: 4mm (Mechanical Surface Detection)
- Electronics: DAE4 Sn679; Calibrated: 2006/3/21
- Phantom: SAM1; Type: SAM 4.0; Serial: TP:1419
- Measurement SW: DASY4, V4.7 Build 53; Postprocessing SW: SEMCAD, V1.8 Build 172

BODY/Area Scan (41x81x1): Measurement grid: dx=15mm, dy=15mm

Maximum value of SAR (interpolated) = 0.634 mW/g

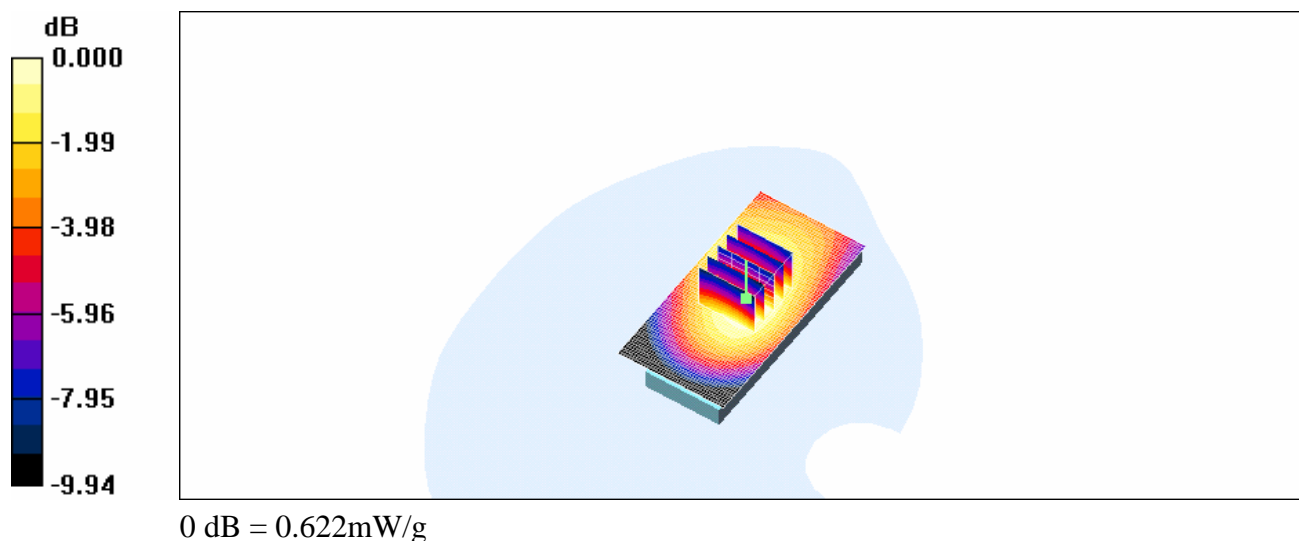
BODY/Zoom Scan (5x5x7)/Cube 0: Measurement grid: dx=8mm, dy=8mm, dz=5mm

Reference Value = 11.0 V/m; Power Drift = 0.078 dB

Peak SAR (extrapolated) = 0.828 W/kg

SAR(1 g) = 0.591 mW/g; SAR(10 g) = 0.417 mW/g

Maximum value of SAR (measured) = 0.622 mW/g



CH190_NB-H_ANT-H_IBM T60

DUT: BandRich; Type: GSM 850; Serial: 004401590000333

Communication System: GSM 850; Frequency: 836.6 MHz; Duty Cycle: 1:4

Medium: Muscle 900 MHz Medium parameters used (interpolated): $f = 836.6$ MHz; $\sigma = 0.951$ mho/m;

$\epsilon_r = 55.8$; $\rho = 1000$ kg/m³

Phantom section: Flat Section

DASY4 Configuration:

- Probe: EX3DV3 - SN3526; ConvF(11.63, 11.63, 11.63); Calibrated: 2006/8/25
- Sensor-Surface: 4mm (Mechanical Surface Detection)
- Electronics: DAE4 Sn679; Calibrated: 2006/3/21
- Phantom: SAM1; Type: SAM 4.0; Serial: TP:1419
- Measurement SW: DASY4, V4.7 Build 53; Postprocessing SW: SEMCAD, V1.8 Build 172

BODY/Area Scan (41x81x1): Measurement grid: dx=15mm, dy=15mm

Maximum value of SAR (interpolated) = 0.754 mW/g


BODY/Zoom Scan (5x5x7)/Cube 0: Measurement grid: dx=8mm, dy=8mm, dz=5mm

Reference Value = 12.0 V/m; Power Drift = -0.024 dB

Peak SAR (extrapolated) = 0.958 W/kg

SAR(1 g) = 0.697 mW/g; SAR(10 g) = 0.491 mW/g

Maximum value of SAR (measured) = 0.736 mW/g



0 dB = 0.736mW/g

CH251_NB-H_ANT-H_IBM T60

DUT: BandRich; Type: GSM 850; Serial: 004401590000333

Communication System: GSM 850; Frequency: 848.8 MHz; Duty Cycle: 1:4

Medium: Muscle 900 MHz Medium parameters used (interpolated): $f = 848.8$ MHz; $\sigma = 0.96$ mho/m; $\epsilon_r = 55.6$; $\rho = 1000$ kg/m³

Phantom section: Flat Section

DASY4 Configuration:

- Probe: EX3DV3 - SN3526; ConvF(11.63, 11.63, 11.63); Calibrated: 2006/8/25
- Sensor-Surface: 4mm (Mechanical Surface Detection)
- Electronics: DAE4 Sn679; Calibrated: 2006/3/21
- Phantom: SAM1; Type: SAM 4.0; Serial: TP:1419
- Measurement SW: DASY4, V4.7 Build 53; Postprocessing SW: SEMCAD, V1.8 Build 172

BODY/Area Scan (41x81x1): Measurement grid: dx=15mm, dy=15mm

Maximum value of SAR (interpolated) = 0.867 mW/g


BODY/Zoom Scan (5x5x7)/Cube 0: Measurement grid: dx=8mm, dy=8mm, dz=5mm

Reference Value = 12.8 V/m; Power Drift = -0.009 dB

Peak SAR (extrapolated) = 1.14 W/kg

SAR(1 g) = 0.810 mW/g; SAR(10 g) = 0.566 mW/g

Maximum value of SAR (measured) = 0.857 mW/g



0 dB = 0.857mW/g

CH128_NB-H_ANT-V_IBM T60

DUT: BandRich-V; Type: GSM 850; Serial: 004401590000333

Communication System: GSM 850; Frequency: 824.2 MHz; Duty Cycle: 1:4

Medium: Muscle 900 MHz Medium parameters used (interpolated): $f = 824.2$ MHz; $\sigma = 0.941$ mho/m;

$\epsilon_r = 55.9$; $\rho = 1000$ kg/m³

Phantom section: Flat Section

DASY4 Configuration:

- Probe: EX3DV3 - SN3526; ConvF(11.63, 11.63, 11.63); Calibrated: 2006/8/25
- Sensor-Surface: 4mm (Mechanical Surface Detection)
- Electronics: DAE4 Sn679; Calibrated: 2006/3/21
- Phantom: SAM1; Type: SAM 4.0; Serial: TP:1419
- Measurement SW: DASY4, V4.7 Build 53; Postprocessing SW: SEMCAD, V1.8 Build 172

BODY/Area Scan (41x81x1): Measurement grid: dx=15mm, dy=15mm

Maximum value of SAR (interpolated) = 0.498 mW/g

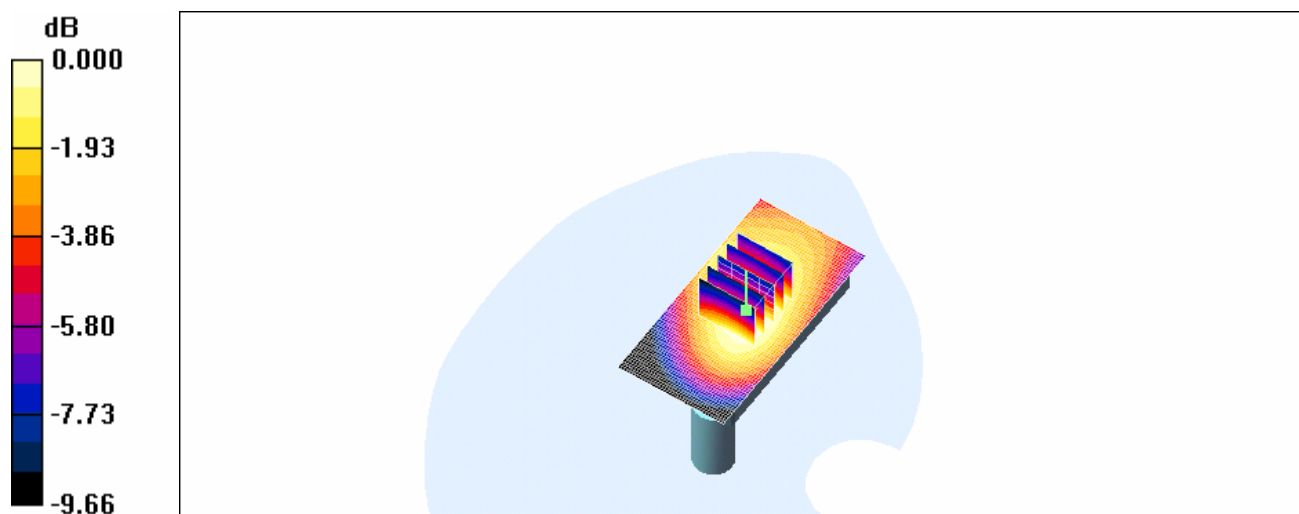
BODY/Zoom Scan (5x5x7)/Cube 0: Measurement grid: dx=8mm, dy=8mm, dz=5mm

Reference Value = 9.74 V/m; Power Drift = 0.008 dB

Peak SAR (extrapolated) = 0.655 W/kg

SAR(1 g) = 0.466 mW/g; SAR(10 g) = 0.328 mW/g

Maximum value of SAR (measured) = 0.492 mW/g



0 dB = 0.492mW/g

CH190_NB-H_ANT-V_IBM T60

DUT: BandRich-V; Type: GSM 850; Serial: 004401590000333

Communication System: GSM 850; Frequency: 836.6 MHz; Duty Cycle: 1:4

Medium: Muscle 900 MHz Medium parameters used (interpolated): $f = 836.6$ MHz; $\sigma = 0.951$ mho/m;

$\epsilon_r = 55.8$; $\rho = 1000$ kg/m³

Phantom section: Flat Section

DASY4 Configuration:

- Probe: EX3DV3 - SN3526; ConvF(11.63, 11.63, 11.63); Calibrated: 2006/8/25
- Sensor-Surface: 4mm (Mechanical Surface Detection)
- Electronics: DAE4 Sn679; Calibrated: 2006/3/21
- Phantom: SAM1; Type: SAM 4.0; Serial: TP:1419
- Measurement SW: DASY4, V4.7 Build 53; Postprocessing SW: SEMCAD, V1.8 Build 172

BODY/Area Scan (41x81x1): Measurement grid: dx=15mm, dy=15mm

Maximum value of SAR (interpolated) = 0.568 mW/g

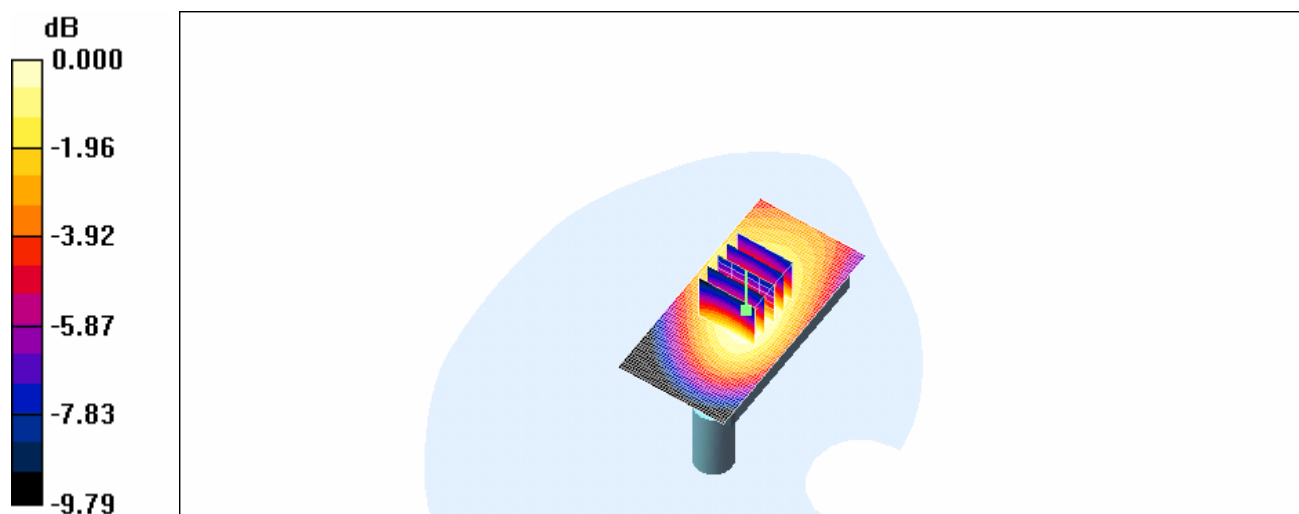
BODY/Zoom Scan (5x5x7)/Cube 0: Measurement grid: dx=8mm, dy=8mm, dz=5mm

Reference Value = 10.3 V/m; Power Drift = 0.073 dB

Peak SAR (extrapolated) = 0.774 W/kg

SAR(1 g) = 0.542 mW/g; SAR(10 g) = 0.380 mW/g

Maximum value of SAR (measured) = 0.570 mW/g



0 dB = 0.570mW/g

CH251_NB-H_ANT-V_IBM T60

DUT: BandRich-V; Type: GSM 850; Serial: 004401590000333

Communication System: GSM 850; Frequency: 848.8 MHz; Duty Cycle: 1:4

Medium: Muscle 900 MHz Medium parameters used (interpolated): $f = 848.8$ MHz; $\sigma = 0.96$ mho/m; $\epsilon_r = 55.6$; $\rho = 1000$ kg/m³

Phantom section: Flat Section

DASY4 Configuration:

- Probe: EX3DV3 - SN3526; ConvF(11.63, 11.63, 11.63); Calibrated: 2006/8/25
- Sensor-Surface: 4mm (Mechanical Surface Detection)
- Electronics: DAE4 Sn679; Calibrated: 2006/3/21
- Phantom: SAM1; Type: SAM 4.0; Serial: TP:1419
- Measurement SW: DASY4, V4.7 Build 53; Postprocessing SW: SEMCAD, V1.8 Build 172

BODY/Area Scan (41x81x1): Measurement grid: dx=15mm, dy=15mm

Maximum value of SAR (interpolated) = 0.661 mW/g

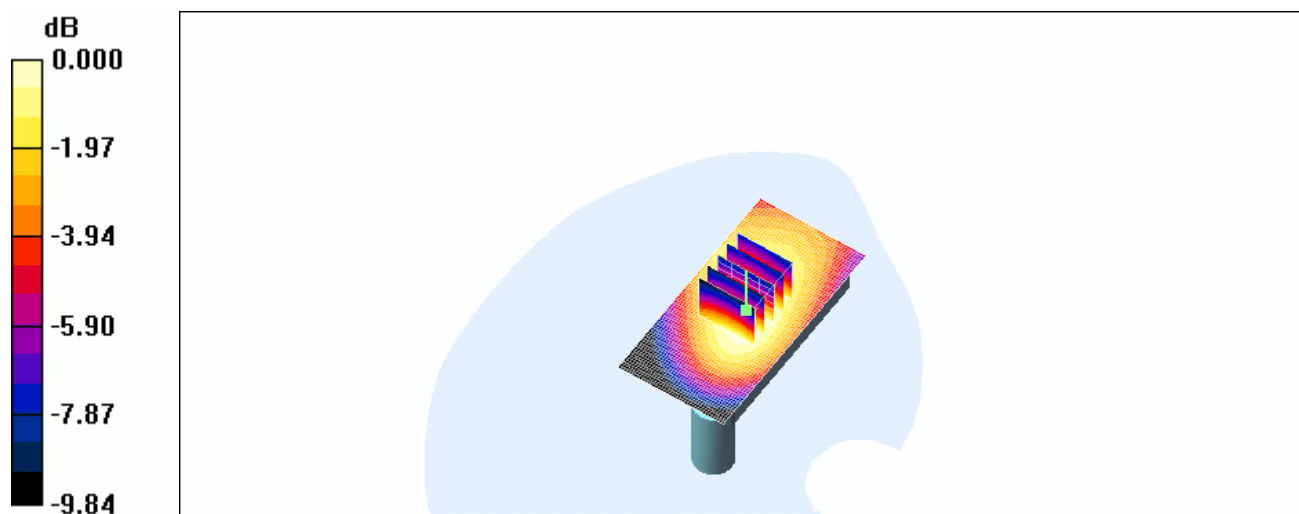
BODY/Zoom Scan (5x5x7)/Cube 0: Measurement grid: dx=8mm, dy=8mm, dz=5mm

Reference Value = 11.1 V/m; Power Drift = -0.017 dB

Peak SAR (extrapolated) = 0.871 W/kg

SAR(1 g) = 0.622 mW/g; SAR(10 g) = 0.434 mW/g

Maximum value of SAR (measured) = 0.656 mW/g



0 dB = 0.656mW/g

CH128_NB-V_ANT-H_IBM T60

DUT: BandRich; Type: GSM 850; Serial: 004401590000333

Communication System: GSM 850; Frequency: 824.2 MHz; Duty Cycle: 1:4

Medium: Muscle 900 MHz Medium parameters used (interpolated): $f = 824.2$ MHz; $\sigma = 0.941$ mho/m;

$\epsilon_r = 55.9$; $\rho = 1000$ kg/m³

Phantom section: Flat Section

DASY4 Configuration:

- Probe: EX3DV3 - SN3526; ConvF(11.63, 11.63, 11.63); Calibrated: 2006/8/25
- Sensor-Surface: 4mm (Mechanical Surface Detection)
- Electronics: DAE4 Sn679; Calibrated: 2006/3/21
- Phantom: SAM1; Type: SAM 4.0; Serial: TP:1419
- Measurement SW: DASY4, V4.7 Build 53; Postprocessing SW: SEMCAD, V1.8 Build 172

BODY/Area Scan (41x51x1): Measurement grid: dx=15mm, dy=15mm

Maximum value of SAR (interpolated) = 0.028 mW/g

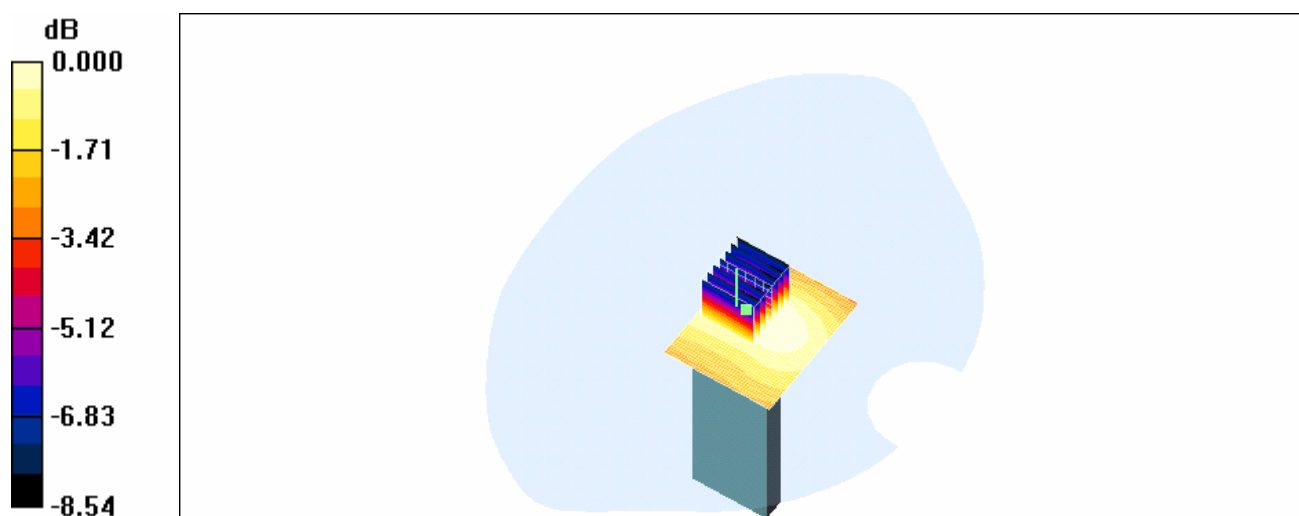
BODY/Zoom Scan (7x7x7)/Cube 0: Measurement grid: dx=5mm, dy=5mm, dz=5mm

Reference Value = 5.44 V/m; Power Drift = -0.138 dB

Peak SAR (extrapolated) = 0.035 W/kg

SAR(1 g) = 0.026 mW/g; SAR(10 g) = 0.019 mW/g

Maximum value of SAR (measured) = 0.027 mW/g



0 dB = 0.027mW/g

CH190_NB-V_ANT-H_IBM T60

DUT: BandRich; Type: GSM 850; Serial: 004401590000333

Communication System: GSM 850; Frequency: 836.6 MHz; Duty Cycle: 1:4

Medium: Muscle 900 MHz Medium parameters used (interpolated): $f = 836.6$ MHz; $\sigma = 0.951$ mho/m;

$\epsilon_r = 55.8$; $\rho = 1000$ kg/m³

Phantom section: Flat Section

DASY4 Configuration:

- Probe: EX3DV3 - SN3526; ConvF(11.63, 11.63, 11.63); Calibrated: 2006/8/25
- Sensor-Surface: 4mm (Mechanical Surface Detection)
- Electronics: DAE4 Sn679; Calibrated: 2006/3/21
- Phantom: SAM1; Type: SAM 4.0; Serial: TP:1419
- Measurement SW: DASY4, V4.7 Build 53; Postprocessing SW: SEMCAD, V1.8 Build 172

BODY/Area Scan (41x51x1): Measurement grid: dx=15mm, dy=15mm

Maximum value of SAR (interpolated) = 0.035 mW/g

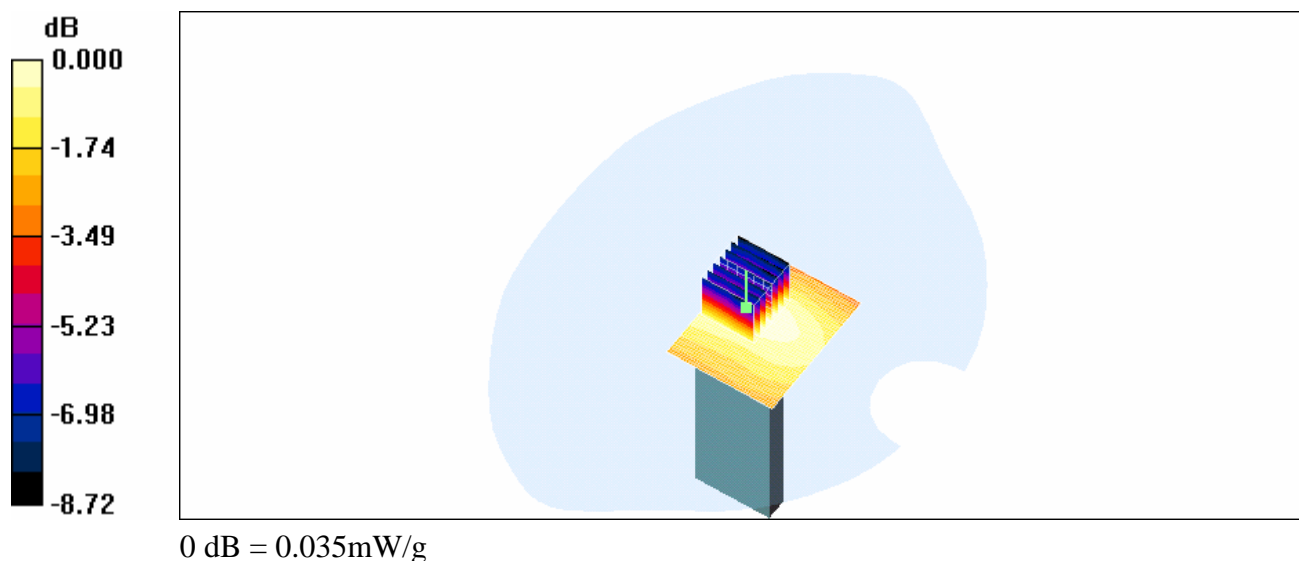
BODY/Zoom Scan (7x7x7)/Cube 0: Measurement grid: dx=5mm, dy=5mm, dz=5mm

Reference Value = 6.03 V/m; Power Drift = -0.044 dB

Peak SAR (extrapolated) = 0.045 W/kg

SAR(1 g) = 0.033 mW/g; SAR(10 g) = 0.024 mW/g

Maximum value of SAR (measured) = 0.035 mW/g



CH251_NB-V_ANT-H_IBM T60

DUT: BandRich; Type: GSM 850; Serial: 004401590000333

Communication System: GSM 850; Frequency: 848.8 MHz; Duty Cycle: 1:4

Medium: Muscle 900 MHz Medium parameters used (interpolated): $f = 848.8$ MHz; $\sigma = 0.96$ mho/m; $\epsilon_r = 55.6$; $\rho = 1000$ kg/m³

Phantom section: Flat Section

DASY4 Configuration:

- Probe: EX3DV3 - SN3526; ConvF(11.63, 11.63, 11.63); Calibrated: 2006/8/25
- Sensor-Surface: 4mm (Mechanical Surface Detection)
- Electronics: DAE4 Sn679; Calibrated: 2006/3/21
- Phantom: SAM1; Type: SAM 4.0; Serial: TP:1419
- Measurement SW: DASY4, V4.7 Build 53; Postprocessing SW: SEMCAD, V1.8 Build 172

BODY/Area Scan (41x51x1): Measurement grid: dx=15mm, dy=15mm

Maximum value of SAR (interpolated) = 0.044 mW/g

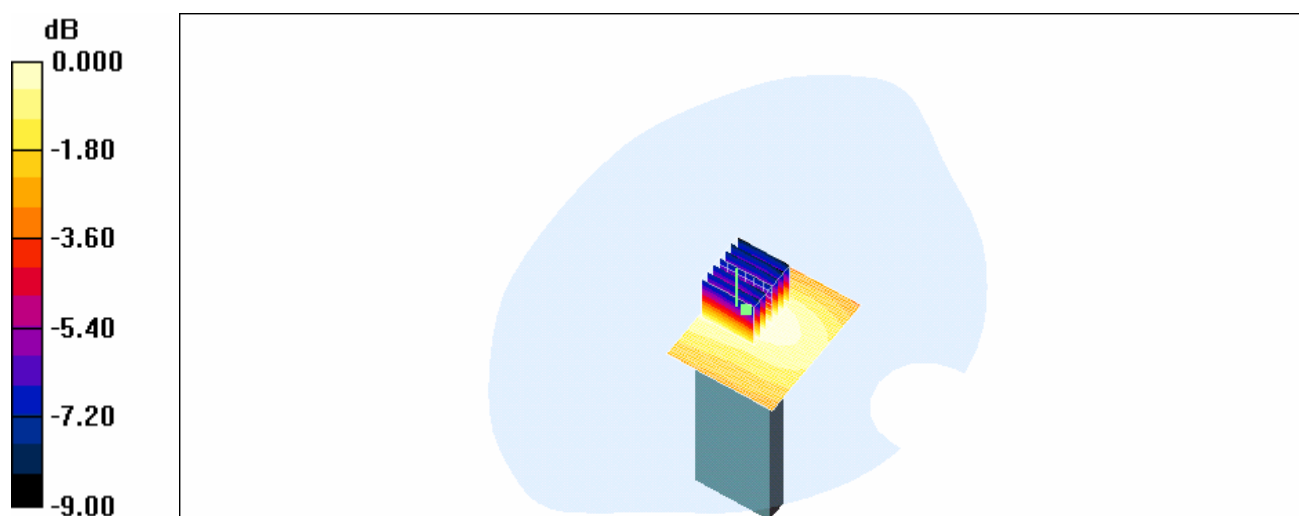
BODY/Zoom Scan (7x7x7)/Cube 0: Measurement grid: dx=5mm, dy=5mm, dz=5mm

Reference Value = 6.70 V/m; Power Drift = -0.070 dB

Peak SAR (extrapolated) = 0.056 W/kg

SAR(1 g) = 0.041 mW/g; SAR(10 g) = 0.029 mW/g

Maximum value of SAR (measured) = 0.043 mW/g



0 dB = 0.043mW/g

CH128_NB-V_ANT-V_IBM T60

DUT: BandRich-V; Type: GSM 850; Serial: 004401590000333

Communication System: GSM 850; Frequency: 824.2 MHz; Duty Cycle: 1:4

Medium: Muscle 900 MHz Medium parameters used (interpolated): $f = 824.2$ MHz; $\sigma = 0.941$ mho/m;

$\epsilon_r = 55.9$; $\rho = 1000$ kg/m³

Phantom section: Flat Section

DASY4 Configuration:

- Probe: EX3DV3 - SN3526; ConvF(11.63, 11.63, 11.63); Calibrated: 2006/8/25
- Sensor-Surface: 4mm (Mechanical Surface Detection)
- Electronics: DAE4 Sn679; Calibrated: 2006/3/21
- Phantom: SAM1; Type: SAM 4.0; Serial: TP:1419
- Measurement SW: DASY4, V4.7 Build 53; Postprocessing SW: SEMCAD, V1.8 Build 172

BODY/Area Scan (41x51x1): Measurement grid: dx=15mm, dy=15mm

Maximum value of SAR (interpolated) = 0.029 mW/g

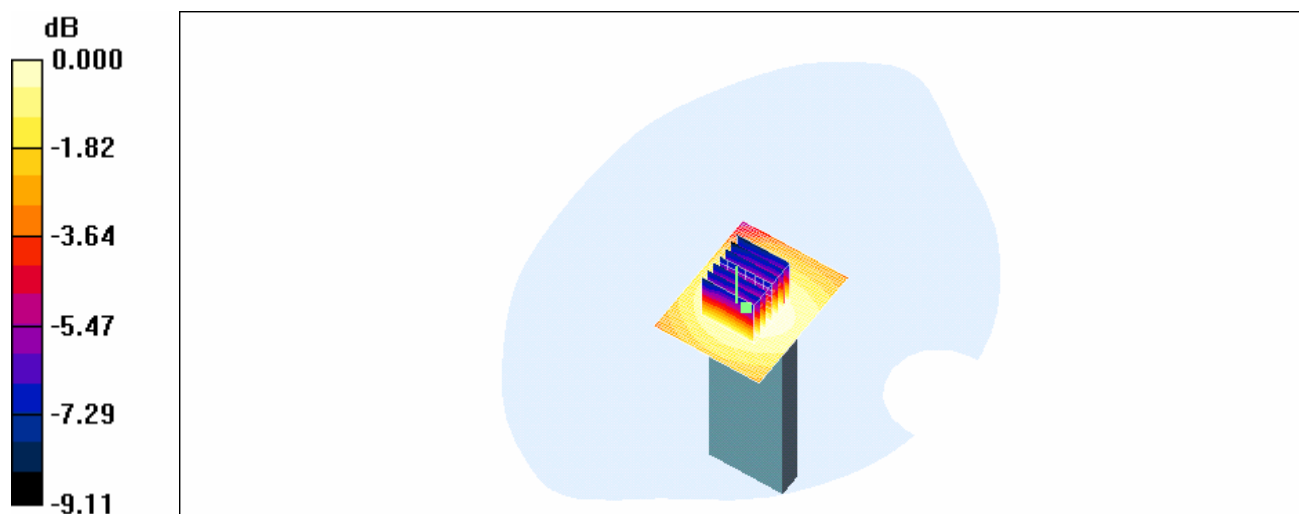
BODY/Zoom Scan (7x7x7)/Cube 0: Measurement grid: dx=5mm, dy=5mm, dz=5mm

Reference Value = 5.39 V/m; Power Drift = 0.027 dB

Peak SAR (extrapolated) = 0.037 W/kg

SAR(1 g) = 0.027 mW/g; SAR(10 g) = 0.020 mW/g

Maximum value of SAR (measured) = 0.029 mW/g



CH190_NB-V_ANT-V_IBM T60

DUT: BandRich-V; Type: GSM 850; Serial: 004401590000333

Communication System: GSM 850; Frequency: 836.6 MHz; Duty Cycle: 1:4

Medium: Muscle 900 MHz Medium parameters used (interpolated): $f = 836.6$ MHz; $\sigma = 0.951$ mho/m;

$\epsilon_r = 55.8$; $\rho = 1000$ kg/m³

Phantom section: Flat Section

DASY4 Configuration:

- Probe: EX3DV3 - SN3526; ConvF(11.63, 11.63, 11.63); Calibrated: 2006/8/25
- Sensor-Surface: 4mm (Mechanical Surface Detection)
- Electronics: DAE4 Sn679; Calibrated: 2006/3/21
- Phantom: SAM1; Type: SAM 4.0; Serial: TP:1419
- Measurement SW: DASY4, V4.7 Build 53; Postprocessing SW: SEMCAD, V1.8 Build 172

BODY/Area Scan (41x51x1): Measurement grid: dx=15mm, dy=15mm

Maximum value of SAR (interpolated) = 0.033 mW/g

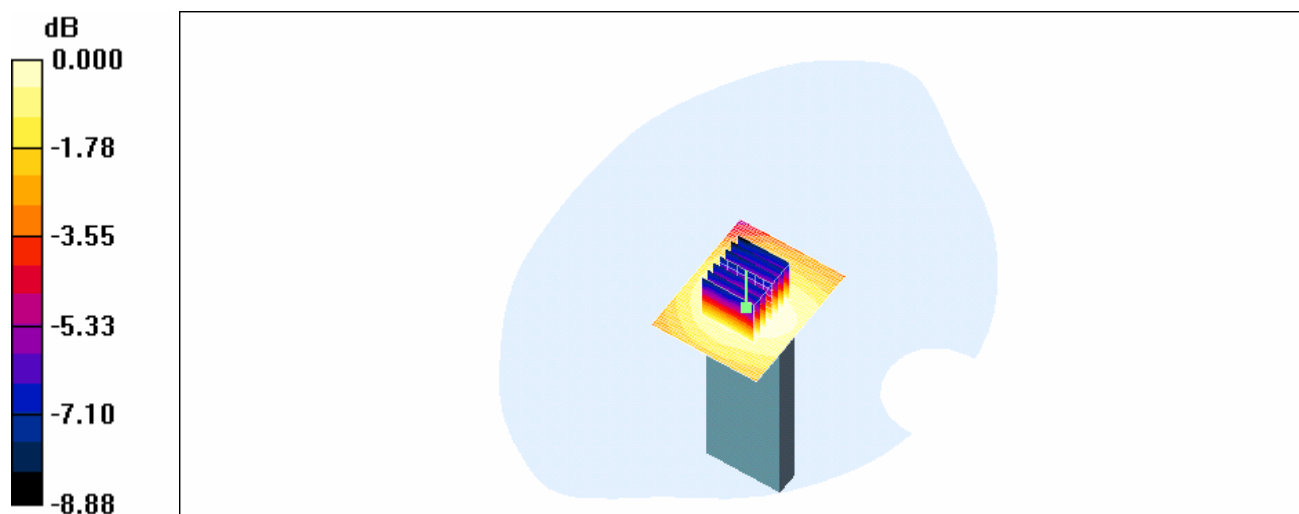
BODY/Zoom Scan (7x7x7)/Cube 0: Measurement grid: dx=5mm, dy=5mm, dz=5mm

Reference Value = 5.79 V/m; Power Drift = 0.007 dB

Peak SAR (extrapolated) = 0.042 W/kg

SAR(1 g) = 0.032 mW/g; SAR(10 g) = 0.023 mW/g

Maximum value of SAR (measured) = 0.034 mW/g



0 dB = 0.034mW/g

CH251_NB-V_ANT-V_IBM T60

DUT: BandRich-V; Type: GSM 850; Serial: 004401590000333

Communication System: GSM 850; Frequency: 848.8 MHz; Duty Cycle: 1:4

Medium: Muscle 900 MHz Medium parameters used (interpolated): $f = 848.8$ MHz; $\sigma = 0.96$ mho/m; $\epsilon_r = 55.6$; $\rho = 1000$ kg/m³

Phantom section: Flat Section

DASY4 Configuration:

- Probe: EX3DV3 - SN3526; ConvF(11.63, 11.63, 11.63); Calibrated: 2006/8/25
- Sensor-Surface: 4mm (Mechanical Surface Detection)
- Electronics: DAE4 Sn679; Calibrated: 2006/3/21
- Phantom: SAM1; Type: SAM 4.0; Serial: TP:1419
- Measurement SW: DASY4, V4.7 Build 53; Postprocessing SW: SEMCAD, V1.8 Build 172

BODY/Area Scan (41x51x1): Measurement grid: dx=15mm, dy=15mm

Maximum value of SAR (interpolated) = 0.038 mW/g

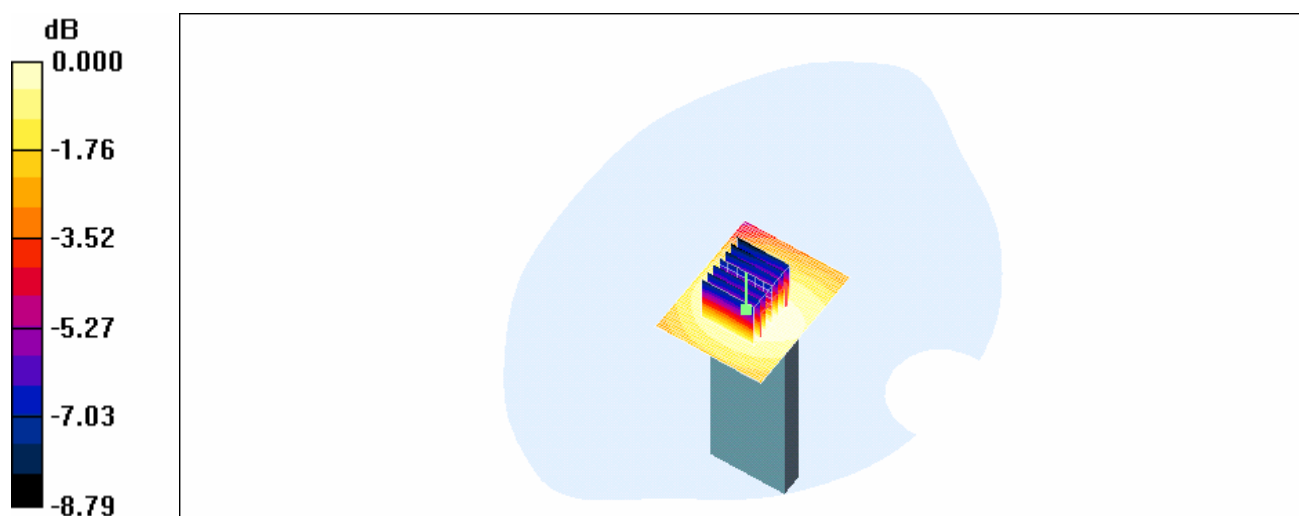
BODY/Zoom Scan (7x7x7)/Cube 0: Measurement grid: dx=5mm, dy=5mm, dz=5mm

Reference Value = 6.17 V/m; Power Drift = 0.010 dB

Peak SAR (extrapolated) = 0.049 W/kg

SAR(1 g) = 0.037 mW/g; SAR(10 g) = 0.027 mW/g

Maximum value of SAR (measured) = 0.039 mW/g



CH512_NB-H_ANT-H_IBM T60

DUT: BandRich; Type: GSM 1900; Serial: 004401590000333

Communication System: GSM1900; Frequency: 1850.2 MHz; Duty Cycle: 1:4

Medium: M1800 & 1900 Medium parameters used (interpolated): $f = 1850.2$ MHz; $\sigma = 1.52$ mho/m; $\epsilon_r = 53.4$; $\rho = 1000$ kg/m³

Phantom section: Flat Section

DASY4 Configuration:

- Probe: EX3DV3 - SN3526; ConvF(9.64, 9.64, 9.64); Calibrated: 2006/8/25
- Sensor-Surface: 4mm (Mechanical Surface Detection)
- Electronics: DAE4 Sn679; Calibrated: 2006/3/21
- Phantom: SAM2; Type: SAM 4.0; Serial: TP:1270
- Measurement SW: DASY4, V4.7 Build 53; Postprocessing SW: SEMCAD, V1.8 Build 172

BODY/Area Scan (41x81x1): Measurement grid: dx=15mm, dy=15mm

Maximum value of SAR (interpolated) = 0.479 mW/g


BODY/Zoom Scan (5x5x7)/Cube 0: Measurement grid: dx=8mm, dy=8mm, dz=5mm

Reference Value = 8.97 V/m; Power Drift = -0.028 dB

Peak SAR (extrapolated) = 0.725 W/kg

SAR(1 g) = 0.423 mW/g; SAR(10 g) = 0.231 mW/g

Maximum value of SAR (measured) = 0.469 mW/g



CH661_NB-H_ANT-H_IBM T60

DUT: BandRich; Type: GSM 1900; Serial: 004401590000333

Communication System: GSM1900; Frequency: 1880 MHz; Duty Cycle: 1:4

Medium: M1800 & 1900 Medium parameters used (interpolated): $f = 1880$ MHz; $\sigma = 1.54$ mho/m; $\epsilon_r = 53.2$; $\rho = 1000$ kg/m³

Phantom section: Flat Section

DASY4 Configuration:

- Probe: EX3DV3 - SN3526; ConvF(9.64, 9.64, 9.64); Calibrated: 2006/8/25
- Sensor-Surface: 4mm (Mechanical Surface Detection)
- Electronics: DAE4 Sn679; Calibrated: 2006/3/21
- Phantom: SAM2; Type: SAM 4.0; Serial: TP:1270
- Measurement SW: DASY4, V4.7 Build 53; Postprocessing SW: SEMCAD, V1.8 Build 172

BODY/Area Scan (41x81x1): Measurement grid: dx=15mm, dy=15mm

Maximum value of SAR (interpolated) = 0.566 mW/g

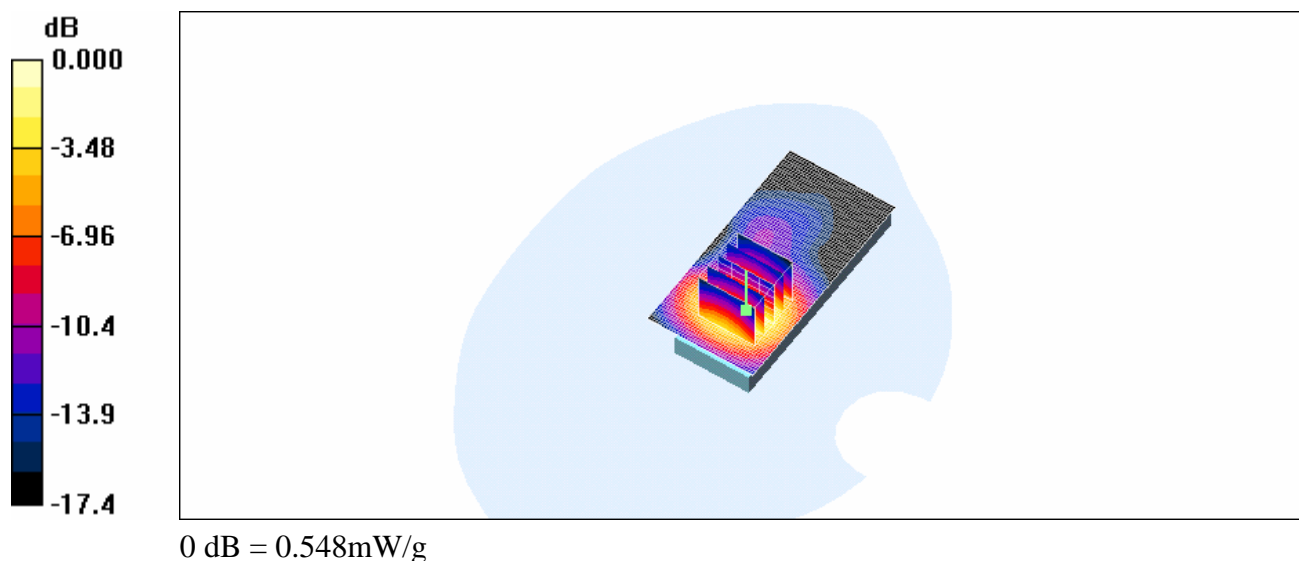
BODY/Zoom Scan (5x5x7)/Cube 0: Measurement grid: dx=8mm, dy=8mm, dz=5mm

Reference Value = 9.85 V/m; Power Drift = 0.065 dB

Peak SAR (extrapolated) = 0.873 W/kg

SAR(1 g) = 0.508 mW/g; SAR(10 g) = 0.277 mW/g

Maximum value of SAR (measured) = 0.548 mW/g



CH810_NB-H_ANT-H_IBM T60

DUT: BandRich; Type: GSM 1900; Serial: 004401590000333

Communication System: GSM1900; Frequency: 1909.8 MHz; Duty Cycle: 1:4

Medium: M1800 & 1900 Medium parameters used: $f = 1910$ MHz; $\sigma = 1.57$ mho/m; $\epsilon_r = 53.1$; $\rho = 1000$ kg/m³

Phantom section: Flat Section

DASY4 Configuration:

- Probe: EX3DV3 - SN3526; ConvF(9.64, 9.64, 9.64); Calibrated: 2006/8/25
- Sensor-Surface: 4mm (Mechanical Surface Detection)
- Electronics: DAE4 Sn679; Calibrated: 2006/3/21
- Phantom: SAM2; Type: SAM 4.0; Serial: TP:1270
- Measurement SW: DASY4, V4.7 Build 53; Postprocessing SW: SEMCAD, V1.8 Build 172

BODY/Area Scan (41x81x1): Measurement grid: dx=15mm, dy=15mm

Maximum value of SAR (interpolated) = 0.442 mW/g


BODY/Zoom Scan (5x5x7)/Cube 0: Measurement grid: dx=8mm, dy=8mm, dz=5mm

Reference Value = 8.64 V/m; Power Drift = 0.094 dB

Peak SAR (extrapolated) = 0.693 W/kg

SAR(1 g) = 0.399 mW/g; SAR(10 g) = 0.216 mW/g

Maximum value of SAR (measured) = 0.433 mW/g



0 dB = 0.433mW/g

CH512_NB-H_ANT-V_IBM T60

DUT: BandRich-V; Type: GSM 1900; Serial: 004401590000333

Communication System: GSM1900; Frequency: 1850.2 MHz; Duty Cycle: 1:4

Medium: M1800 & 1900 Medium parameters used (interpolated): $f = 1850.2$ MHz; $\sigma = 1.52$ mho/m; $\epsilon_r = 53.4$; $\rho = 1000$ kg/m³

Phantom section: Flat Section

DASY4 Configuration:

- Probe: EX3DV3 - SN3526; ConvF(9.64, 9.64, 9.64); Calibrated: 2006/8/25
- Sensor-Surface: 4mm (Mechanical Surface Detection)
- Electronics: DAE4 Sn679; Calibrated: 2006/3/21
- Phantom: SAM2; Type: SAM 4.0; Serial: TP:1270
- Measurement SW: DASY4, V4.7 Build 53; Postprocessing SW: SEMCAD, V1.8 Build 172

BODY/Area Scan (51x81x1): Measurement grid: dx=15mm, dy=15mm

Maximum value of SAR (interpolated) = 0.091 mW/g


BODY/Zoom Scan (5x5x7)/Cube 0: Measurement grid: dx=8mm, dy=8mm, dz=5mm

Reference Value = 5.98 V/m; Power Drift = 0.048 dB

Peak SAR (extrapolated) = 0.136 W/kg

SAR(1 g) = 0.083 mW/g; SAR(10 g) = 0.051 mW/g

Maximum value of SAR (measured) = 0.088 mW/g



0 dB = 0.088mW/g

CH661_NB-H_ANT-V_IBM T60

DUT: BandRich-V; Type: GSM 1900; Serial: 004401590000333

Communication System: GSM1900; Frequency: 1880 MHz; Duty Cycle: 1:4

Medium: M1800 & 1900 Medium parameters used (interpolated): $f = 1880$ MHz; $\sigma = 1.54$ mho/m; $\epsilon_r = 53.2$; $\rho = 1000$ kg/m³

Phantom section: Flat Section

DASY4 Configuration:

- Probe: EX3DV3 - SN3526; ConvF(9.64, 9.64, 9.64); Calibrated: 2006/8/25
- Sensor-Surface: 4mm (Mechanical Surface Detection)
- Electronics: DAE4 Sn679; Calibrated: 2006/3/21
- Phantom: SAM2; Type: SAM 4.0; Serial: TP:1270
- Measurement SW: DASY4, V4.7 Build 53; Postprocessing SW: SEMCAD, V1.8 Build 172

BODY/Area Scan (51x81x1): Measurement grid: dx=15mm, dy=15mm

Maximum value of SAR (interpolated) = 0.092 mW/g

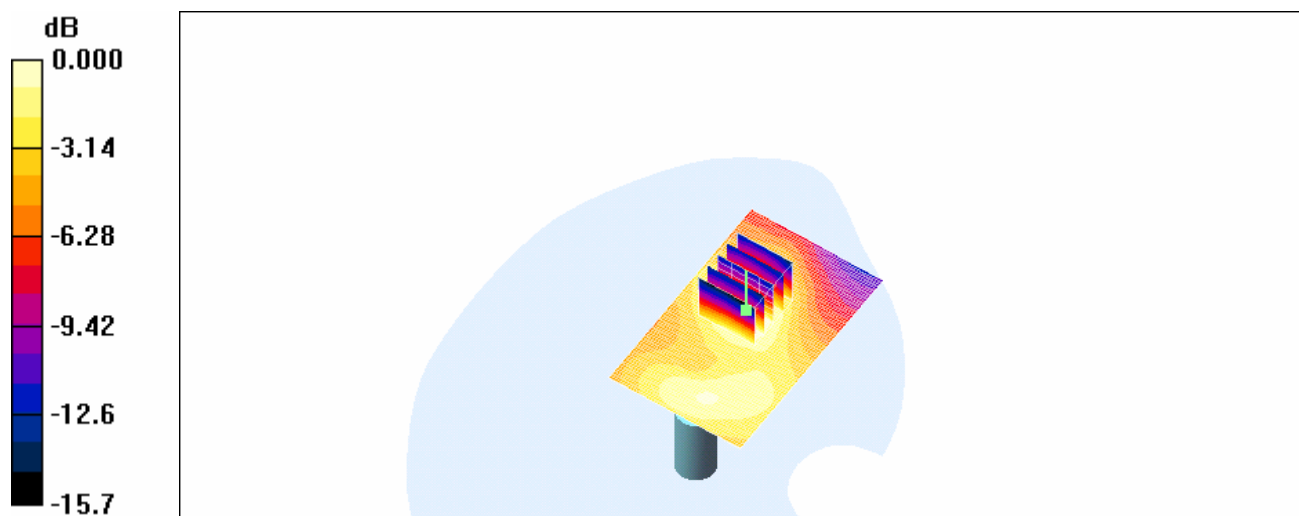
BODY/Zoom Scan (5x5x7)/Cube 0: Measurement grid: dx=8mm, dy=8mm, dz=5mm

Reference Value = 6.08 V/m; Power Drift = -0.043 dB

Peak SAR (extrapolated) = 0.131 W/kg

SAR(1 g) = 0.082 mW/g; SAR(10 g) = 0.050 mW/g

Maximum value of SAR (measured) = 0.088 mW/g



0 dB = 0.088mW/g

CH810_NB-H_ANT-V_IBM T60

DUT: BandRich-V; Type: GSM 1900; Serial: 004401590000333

Communication System: GSM1900; Frequency: 1909.8 MHz; Duty Cycle: 1:4

Medium: M1800 & 1900 Medium parameters used: $f = 1910$ MHz; $\sigma = 1.57$ mho/m; $\epsilon_r = 53.1$; $\rho = 1000$ kg/m³

Phantom section: Flat Section

DASY4 Configuration:

- Probe: EX3DV3 - SN3526; ConvF(9.64, 9.64, 9.64); Calibrated: 2006/8/25
- Sensor-Surface: 4mm (Mechanical Surface Detection)
- Electronics: DAE4 Sn679; Calibrated: 2006/3/21
- Phantom: SAM2; Type: SAM 4.0; Serial: TP:1270
- Measurement SW: DASY4, V4.7 Build 53; Postprocessing SW: SEMCAD, V1.8 Build 172

BODY/Area Scan (51x81x1): Measurement grid: dx=15mm, dy=15mm

Maximum value of SAR (interpolated) = 0.059 mW/g

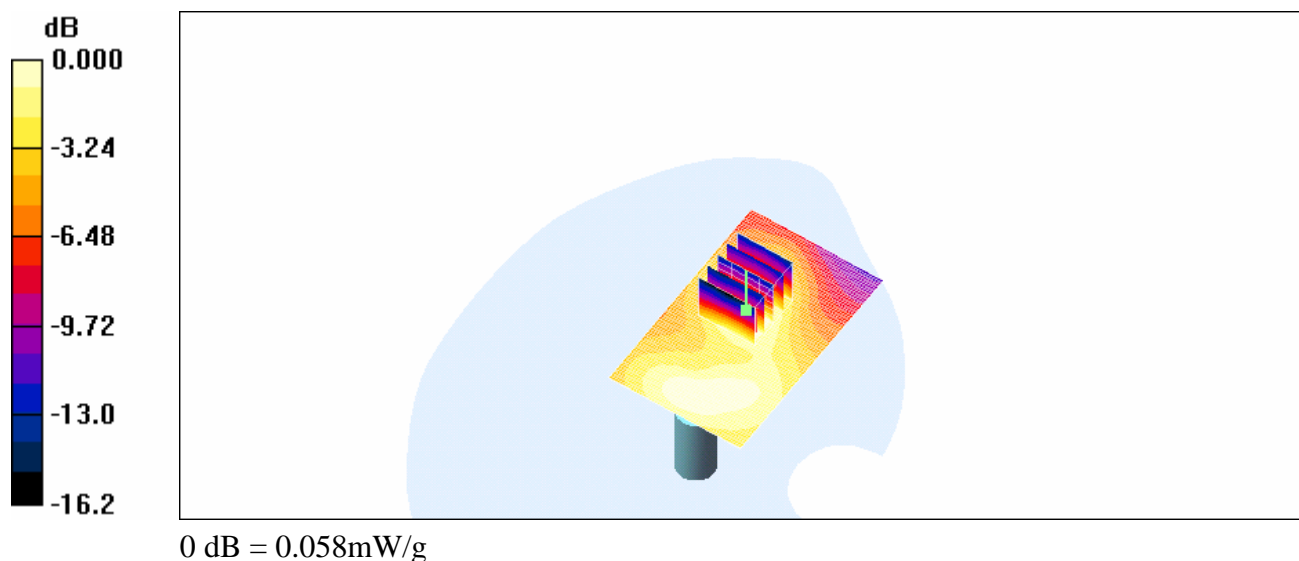
BODY/Zoom Scan (5x5x7)/Cube 0: Measurement grid: dx=8mm, dy=8mm, dz=5mm

Reference Value = 5.35 V/m; Power Drift = -0.001 dB

Peak SAR (extrapolated) = 0.088 W/kg

SAR(1 g) = 0.054 mW/g; SAR(10 g) = 0.033 mW/g

Maximum value of SAR (measured) = 0.058 mW/g



CH512_NB-V_ANT-H_IBM T60

DUT: BandRich; Type: GSM 1900; Serial: 004401590000333

Communication System: GSM1900; Frequency: 1850.2 MHz; Duty Cycle: 1:4

Medium: M1800 & 1900 Medium parameters used (interpolated): $f = 1850.2$ MHz; $\sigma = 1.52$ mho/m; $\epsilon_r = 53.4$; $\rho = 1000$ kg/m³

Phantom section: Flat Section

DASY4 Configuration:

- Probe: EX3DV3 - SN3526; ConvF(9.64, 9.64, 9.64); Calibrated: 2006/8/25
- Sensor-Surface: 4mm (Mechanical Surface Detection)
- Electronics: DAE4 Sn679; Calibrated: 2006/3/21
- Phantom: SAM2; Type: SAM 4.0; Serial: TP:1270
- Measurement SW: DASY4, V4.7 Build 53; Postprocessing SW: SEMCAD, V1.8 Build 172

BODY/Area Scan (41x51x1): Measurement grid: dx=15mm, dy=15mm

Maximum value of SAR (interpolated) = 0.295 mW/g

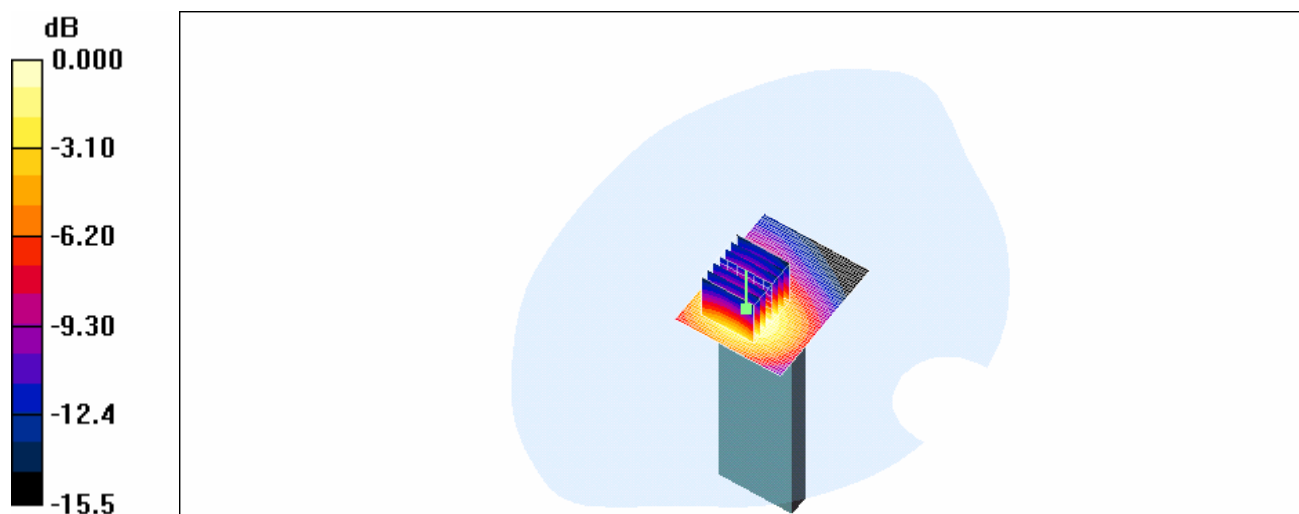
BODY/Zoom Scan (7x7x7)/Cube 0: Measurement grid: dx=5mm, dy=5mm, dz=5mm

Reference Value = 11.0 V/m; Power Drift = -0.149 dB

Peak SAR (extrapolated) = 0.430 W/kg

SAR(1 g) = 0.265 mW/g; SAR(10 g) = 0.155 mW/g

Maximum value of SAR (measured) = 0.292 mW/g



CH661_NB-V_ANT-H_IBM T60

DUT: BandRich; Type: GSM 1900; Serial: 004401590000333

Communication System: GSM1900; Frequency: 1880 MHz; Duty Cycle: 1:4

Medium: M1800 & 1900 Medium parameters used (interpolated): $f = 1880$ MHz; $\sigma = 1.54$ mho/m; $\epsilon_r = 53.2$; $\rho = 1000$ kg/m³

Phantom section: Flat Section

DASY4 Configuration:

- Probe: EX3DV3 - SN3526; ConvF(9.64, 9.64, 9.64); Calibrated: 2006/8/25
- Sensor-Surface: 4mm (Mechanical Surface Detection)
- Electronics: DAE4 Sn679; Calibrated: 2006/3/21
- Phantom: SAM2; Type: SAM 4.0; Serial: TP:1270
- Measurement SW: DASY4, V4.7 Build 53; Postprocessing SW: SEMCAD, V1.8 Build 172

BODY/Area Scan (41x51x1): Measurement grid: dx=15mm, dy=15mm

Maximum value of SAR (interpolated) = 0.332 mW/g

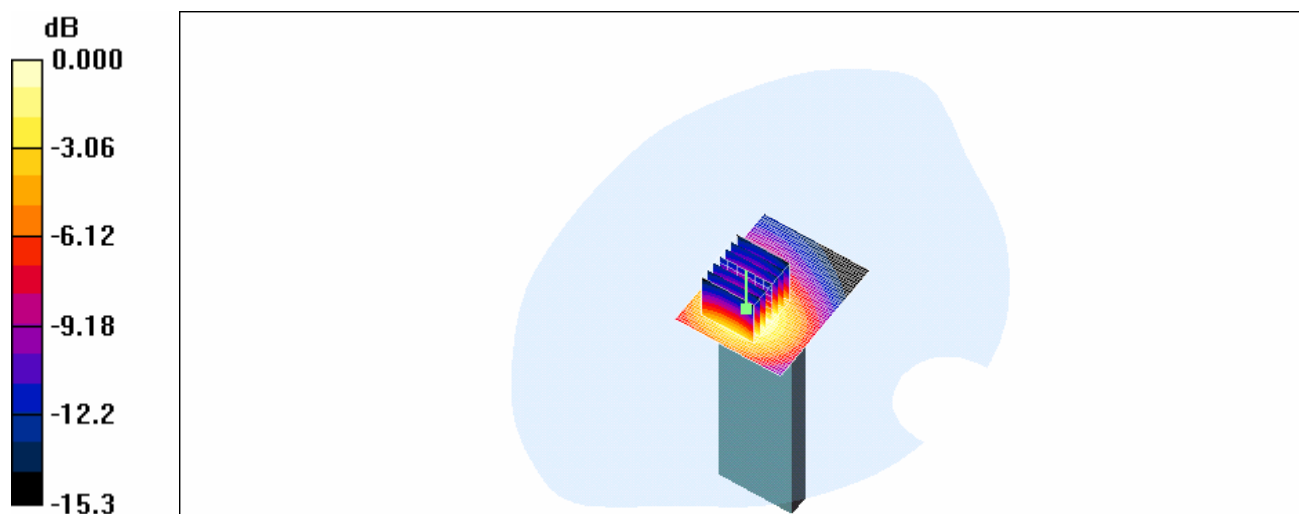
BODY/Zoom Scan (7x7x7)/Cube 0: Measurement grid: dx=5mm, dy=5mm, dz=5mm

Reference Value = 11.8 V/m; Power Drift = -0.027 dB

Peak SAR (extrapolated) = 0.492 W/kg

SAR(1 g) = 0.302 mW/g; SAR(10 g) = 0.176 mW/g

Maximum value of SAR (measured) = 0.331 mW/g



CH810_NB-V_ANT-H_IBM T60

DUT: BandRich; Type: GSM 1900; Serial: 004401590000333

Communication System: GSM1900; Frequency: 1909.8 MHz; Duty Cycle: 1:4

Medium: M1800 & 1900 Medium parameters used: $f = 1910$ MHz; $\sigma = 1.57$ mho/m; $\epsilon_r = 53.1$; $\rho = 1000$ kg/m³

Phantom section: Flat Section

DASY4 Configuration:

- Probe: EX3DV3 - SN3526; ConvF(9.64, 9.64, 9.64); Calibrated: 2006/8/25
- Sensor-Surface: 4mm (Mechanical Surface Detection)
- Electronics: DAE4 Sn679; Calibrated: 2006/3/21
- Phantom: SAM2; Type: SAM 4.0; Serial: TP:1270
- Measurement SW: DASY4, V4.7 Build 53; Postprocessing SW: SEMCAD, V1.8 Build 172

BODY/Area Scan (41x51x1): Measurement grid: dx=15mm, dy=15mm

Maximum value of SAR (interpolated) = 0.259 mW/g

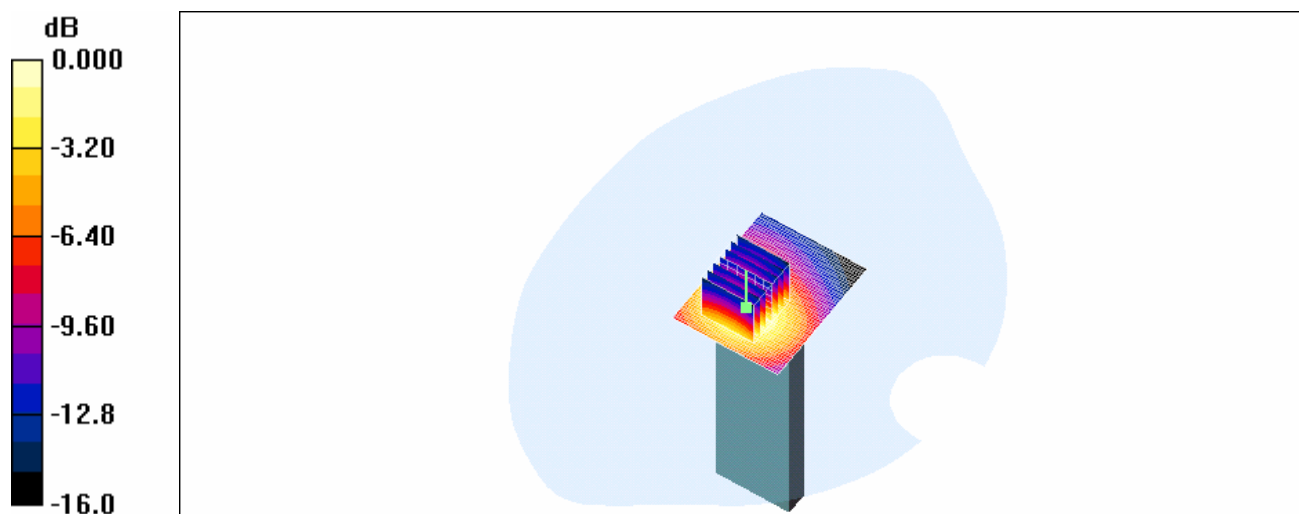
BODY/Zoom Scan (7x7x7)/Cube 0: Measurement grid: dx=5mm, dy=5mm, dz=5mm

Reference Value = 10.6 V/m; Power Drift = -0.009 dB

Peak SAR (extrapolated) = 0.375 W/kg

SAR(1 g) = 0.234 mW/g; SAR(10 g) = 0.137 mW/g

Maximum value of SAR (measured) = 0.257 mW/g



CH512_NB-V_ANT-V_IBM T60

DUT: BandRich-V; Type: GSM 1900; Serial: 004401590000333

Communication System: GSM1900; Frequency: 1850.2 MHz; Duty Cycle: 1:4

Medium: M1800 & 1900 Medium parameters used (interpolated): $f = 1850.2$ MHz; $\sigma = 1.52$ mho/m; $\epsilon_r = 53.4$; $\rho = 1000$ kg/m³

Phantom section: Flat Section

DASY4 Configuration:

- Probe: EX3DV3 - SN3526; ConvF(9.64, 9.64, 9.64); Calibrated: 2006/8/25
- Sensor-Surface: 4mm (Mechanical Surface Detection)
- Electronics: DAE4 Sn679; Calibrated: 2006/3/21
- Phantom: SAM2; Type: SAM 4.0; Serial: TP:1270
- Measurement SW: DASY4, V4.7 Build 53; Postprocessing SW: SEMCAD, V1.8 Build 172

BODY/Area Scan (41x51x1): Measurement grid: dx=15mm, dy=15mm

Maximum value of SAR (interpolated) = 0.289 mW/g

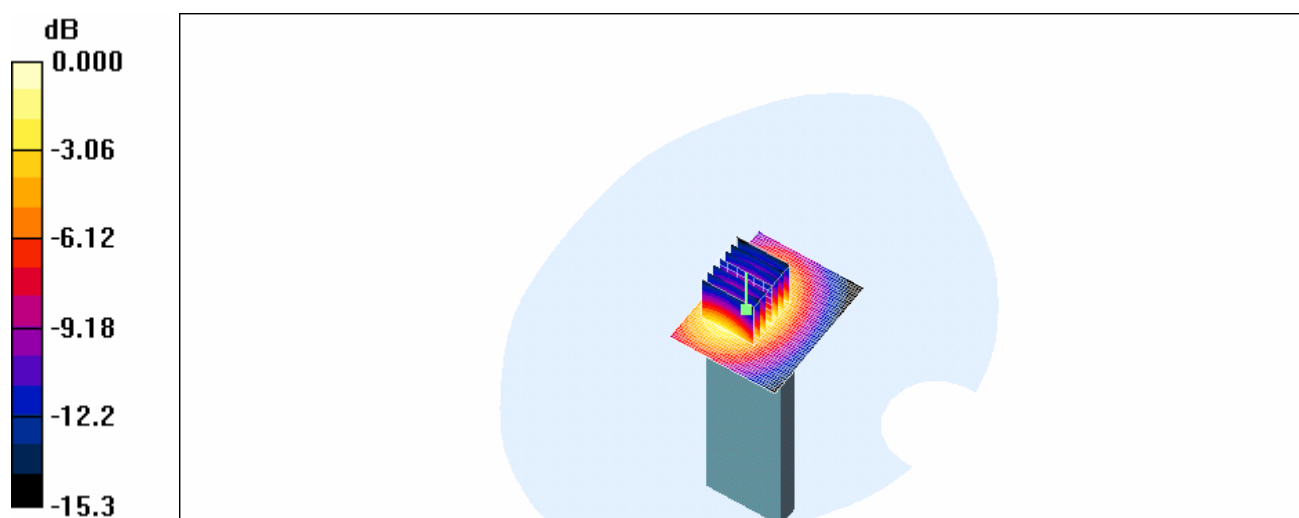
BODY/Zoom Scan (7x7x7)/Cube 0: Measurement grid: dx=5mm, dy=5mm, dz=5mm

Reference Value = 11.7 V/m; Power Drift = -0.084 dB

Peak SAR (extrapolated) = 0.411 W/kg

SAR(1 g) = 0.252 mW/g; SAR(10 g) = 0.145 mW/g

Maximum value of SAR (measured) = 0.278 mW/g



0 dB = 0.278mW/g

CH661_NB-V_ANT-V_IBM T60

DUT: BandRich-V; Type: GSM 1900; Serial: 004401590000333

Communication System: GSM1900; Frequency: 1880 MHz; Duty Cycle: 1:4

Medium: M1800 & 1900 Medium parameters used (interpolated): $f = 1880$ MHz; $\sigma = 1.54$ mho/m; $\epsilon_r = 53.2$; $\rho = 1000$ kg/m³

Phantom section: Flat Section

DASY4 Configuration:

- Probe: EX3DV3 - SN3526; ConvF(9.64, 9.64, 9.64); Calibrated: 2006/8/25
- Sensor-Surface: 4mm (Mechanical Surface Detection)
- Electronics: DAE4 Sn679; Calibrated: 2006/3/21
- Phantom: SAM2; Type: SAM 4.0; Serial: TP:1270
- Measurement SW: DASY4, V4.7 Build 53; Postprocessing SW: SEMCAD, V1.8 Build 172

BODY/Area Scan (41x51x1): Measurement grid: dx=15mm, dy=15mm

Maximum value of SAR (interpolated) = 0.319 mW/g

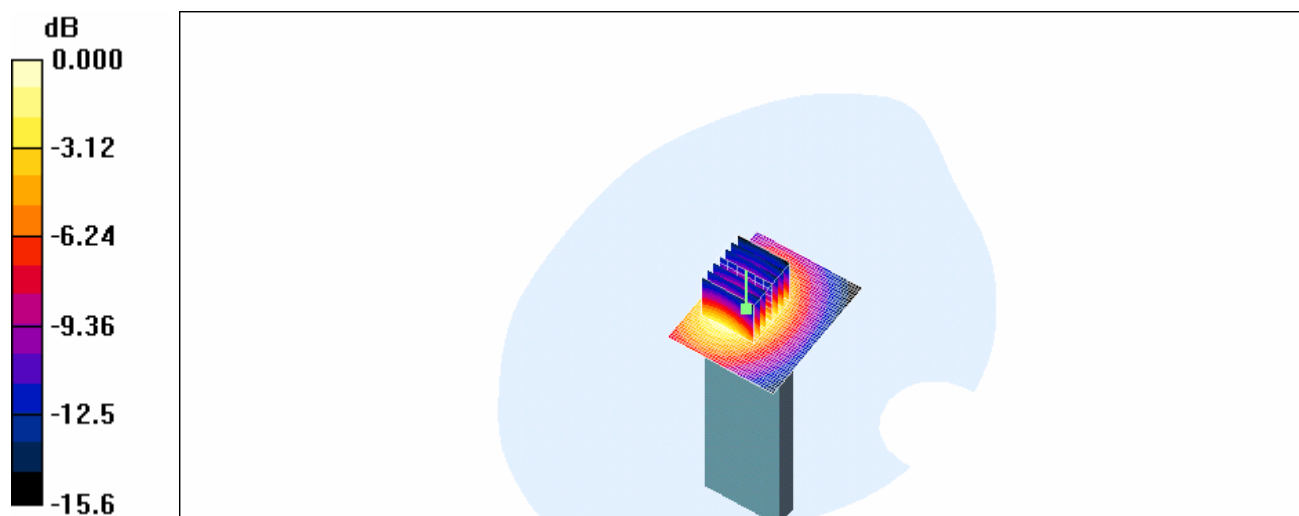
BODY/Zoom Scan (7x7x7)/Cube 0: Measurement grid: dx=5mm, dy=5mm, dz=5mm

Reference Value = 12.1 V/m; Power Drift = 0.050 dB

Peak SAR (extrapolated) = 0.461 W/kg

SAR(1 g) = 0.283 mW/g; SAR(10 g) = 0.163 mW/g

Maximum value of SAR (measured) = 0.309 mW/g



0 dB = 0.309mW/g

CH810_NB-V_ANT-V_IBM T60

DUT: BandRich-V; Type: GSM 1900; Serial: 004401590000333

Communication System: GSM1900; Frequency: 1909.8 MHz; Duty Cycle: 1:4

Medium: M1800 & 1900 Medium parameters used: $f = 1910$ MHz; $\sigma = 1.57$ mho/m; $\epsilon_r = 53.1$; $\rho = 1000$ kg/m³

Phantom section: Flat Section

DASY4 Configuration:

- Probe: EX3DV3 - SN3526; ConvF(9.64, 9.64, 9.64); Calibrated: 2006/8/25
- Sensor-Surface: 4mm (Mechanical Surface Detection)
- Electronics: DAE4 Sn679; Calibrated: 2006/3/21
- Phantom: SAM2; Type: SAM 4.0; Serial: TP:1270
- Measurement SW: DASY4, V4.7 Build 53; Postprocessing SW: SEMCAD, V1.8 Build 172

BODY/Area Scan (41x51x1): Measurement grid: dx=15mm, dy=15mm

Maximum value of SAR (interpolated) = 0.238 mW/g

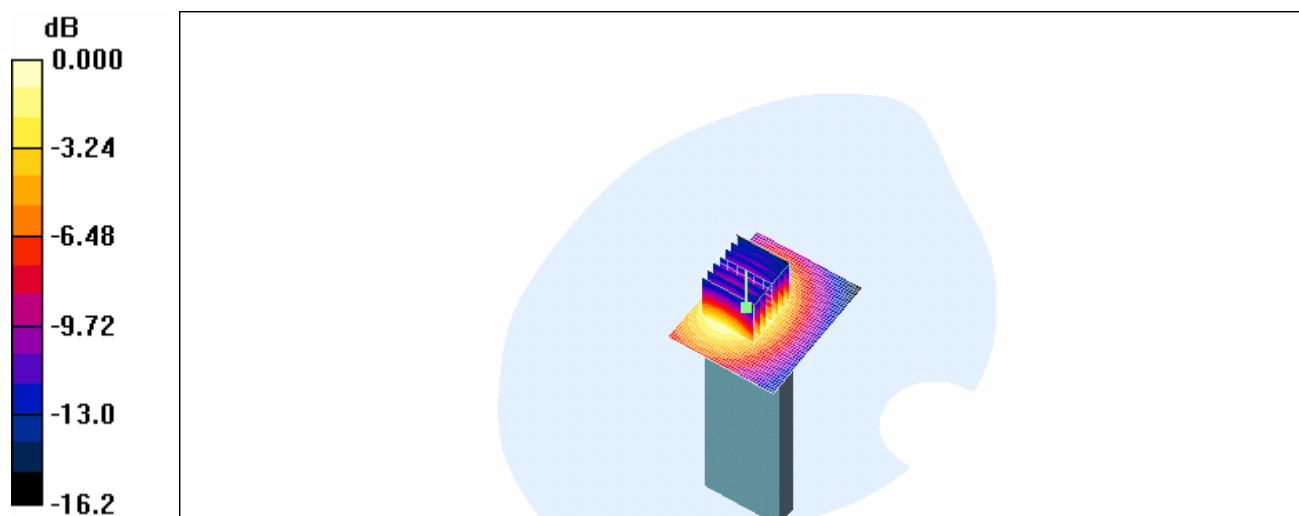
BODY/Zoom Scan (7x7x7)/Cube 0: Measurement grid: dx=5mm, dy=5mm, dz=5mm

Reference Value = 10.3 V/m; Power Drift = 0.018 dB

Peak SAR (extrapolated) = 0.347 W/kg

SAR(1 g) = 0.213 mW/g; SAR(10 g) = 0.123 mW/g

Maximum value of SAR (measured) = 0.231 mW/g



0 dB = 0.231mW/g

CH9262_NB-H_ANT-H_IBM T60

DUT: BandRich; Type: BAND 2; Serial: 004401590000333

Communication System: WCDMA BAND2; Frequency: 1852.4 MHz; Duty Cycle: 1:1

Medium: WCDMA B2 Medium parameters used (interpolated): $f = 1852.4$ MHz; $\sigma = 1.52$ mho/m; $\epsilon_r = 52.6$; $\rho = 1000$ kg/m³

Phantom section: Flat Section

DASY4 Configuration:

- Probe: EX3DV3 - SN3526; ConvF(9.64, 9.64, 9.64); Calibrated: 2006/8/25
- Sensor-Surface: 4mm (Mechanical Surface Detection)
- Electronics: DAE4 Sn679; Calibrated: 2006/3/21
- Phantom: SAM2; Type: SAM 4.0; Serial: TP:1270
- Measurement SW: DASY4, V4.7 Build 53; Postprocessing SW: SEMCAD, V1.8 Build 172

BODY/Area Scan (41x81x1): Measurement grid: dx=15mm, dy=15mm

Maximum value of SAR (interpolated) = 0.317 mW/g

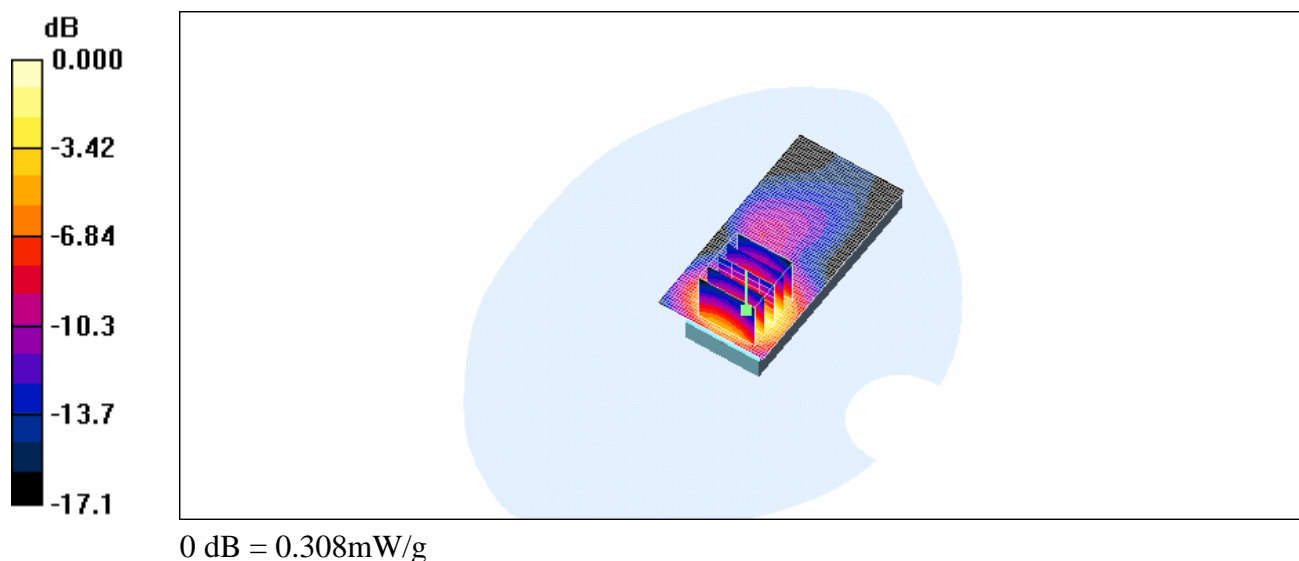
BODY/Zoom Scan (5x5x7)/Cube 0: Measurement grid: dx=8mm, dy=8mm, dz=5mm

Reference Value = 11.1 V/m; Power Drift = 0.212 dB

Peak SAR (extrapolated) = 0.483 W/kg

SAR(1 g) = 0.276 mW/g; SAR(10 g) = 0.150 mW/g

Maximum value of SAR (measured) = 0.308 mW/g



CH9400_NB-H_ANT-H_IBM T60

DUT: BandRich; Type: BAND 2; Serial: 004401590000333

Communication System: WCDMA BAND2; Frequency: 1880 MHz; Duty Cycle: 1:1

Medium: WCDMA B2 Medium parameters used: $f = 1880$ MHz; $\sigma = 1.55$ mho/m; $\epsilon_r = 52.5$; $\rho = 1000$ kg/m³

Phantom section: Flat Section

DASY4 Configuration:

- Probe: EX3DV3 - SN3526; ConvF(9.64, 9.64, 9.64); Calibrated: 2006/8/25
- Sensor-Surface: 4mm (Mechanical Surface Detection)
- Electronics: DAE4 Sn679; Calibrated: 2006/3/21
- Phantom: SAM2; Type: SAM 4.0; Serial: TP:1270
- Measurement SW: DASY4, V4.7 Build 53; Postprocessing SW: SEMCAD, V1.8 Build 172

BODY/Area Scan (41x81x1): Measurement grid: dx=15mm, dy=15mm

Maximum value of SAR (interpolated) = 0.234 mW/g

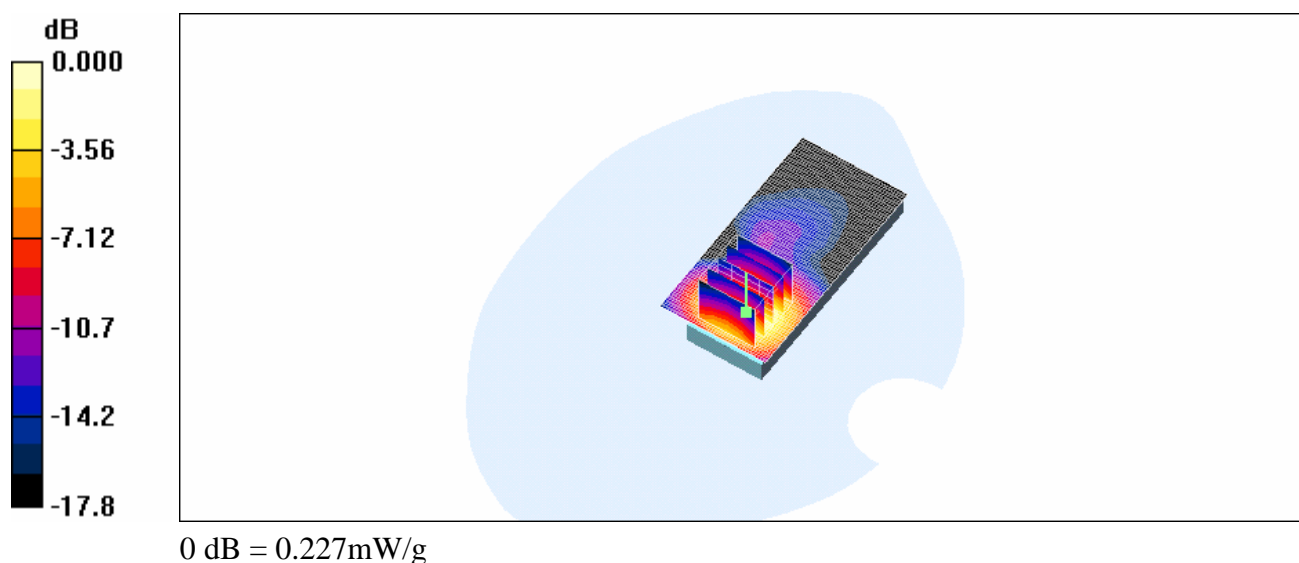
BODY/Zoom Scan (5x5x7)/Cube 0: Measurement grid: dx=8mm, dy=8mm, dz=5mm

Reference Value = 9.94 V/m; Power Drift = 0.127 dB

Peak SAR (extrapolated) = 0.360 W/kg

SAR(1 g) = 0.208 mW/g; SAR(10 g) = 0.113 mW/g

Maximum value of SAR (measured) = 0.227 mW/g



CH9538_NB-H_ANT-H_IBM T60

DUT: BandRich; Type: BAND 2; Serial: 004401590000333

Communication System: WCDMA BAND2; Frequency: 1907.6 MHz; Duty Cycle: 1:1

Medium: WCDMA B2 Medium parameters used: $f = 1908$ MHz; $\sigma = 1.58$ mho/m; $\epsilon_r = 52.4$; $\rho = 1000$ kg/m³

Phantom section: Flat Section

DASY4 Configuration:

- Probe: EX3DV3 - SN3526; ConvF(9.64, 9.64, 9.64); Calibrated: 2006/8/25
- Sensor-Surface: 4mm (Mechanical Surface Detection)
- Electronics: DAE4 Sn679; Calibrated: 2006/3/21
- Phantom: SAM2; Type: SAM 4.0; Serial: TP:1270
- Measurement SW: DASY4, V4.7 Build 53; Postprocessing SW: SEMCAD, V1.8 Build 172

BODY/Area Scan (41x81x1): Measurement grid: dx=15mm, dy=15mm

Maximum value of SAR (interpolated) = 0.373 mW/g

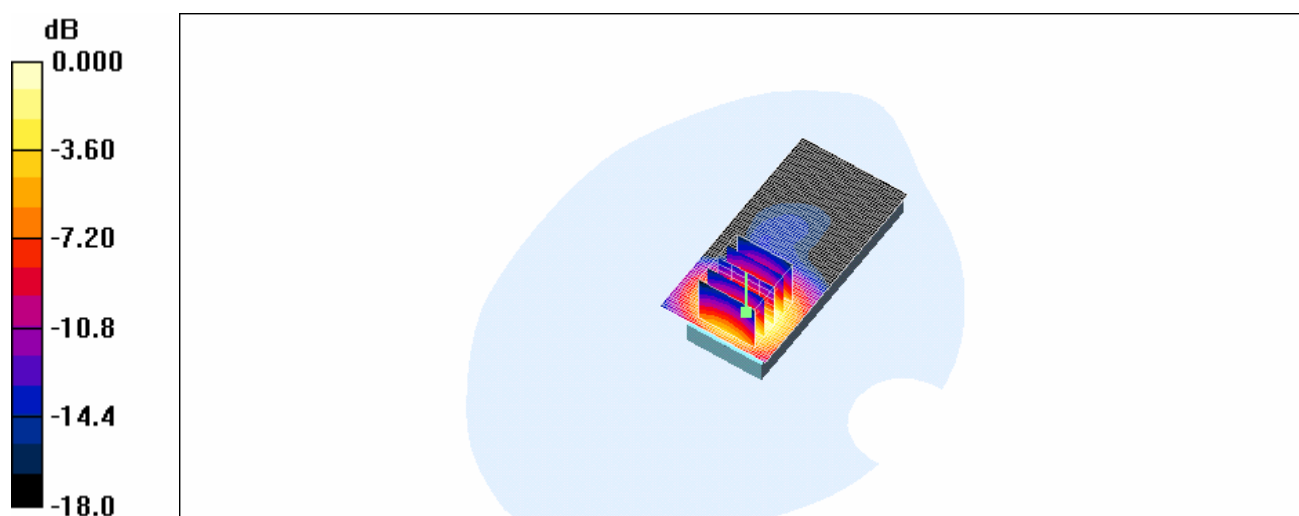
BODY/Zoom Scan (5x5x7)/Cube 0: Measurement grid: dx=8mm, dy=8mm, dz=5mm

Reference Value = 12.1 V/m; Power Drift = 0.103 dB

Peak SAR (extrapolated) = 0.554 W/kg

SAR(1 g) = 0.318 mW/g; SAR(10 g) = 0.172 mW/g

Maximum value of SAR (measured) = 0.347 mW/g



CH9262_NB-H_ANT-V_IBM T60

DUT: BandRich-V; Type: BAND 2; Serial: 004401590000333

Communication System: WCDMA BAND2; Frequency: 1852.4 MHz; Duty Cycle: 1:1

Medium: WCDMA B2 Medium parameters used (interpolated): $f = 1852.4$ MHz; $\sigma = 1.52$ mho/m; $\epsilon_r = 52.6$; $\rho = 1000$ kg/m³

Phantom section: Flat Section

DASY4 Configuration:

- Probe: EX3DV3 - SN3526; ConvF(9.64, 9.64, 9.64); Calibrated: 2006/8/25
- Sensor-Surface: 4mm (Mechanical Surface Detection)
- Electronics: DAE4 Sn679; Calibrated: 2006/3/21
- Phantom: SAM2; Type: SAM 4.0; Serial: TP:1270
- Measurement SW: DASY4, V4.7 Build 53; Postprocessing SW: SEMCAD, V1.8 Build 172

BODY/Area Scan (51x81x1): Measurement grid: dx=15mm, dy=15mm

Maximum value of SAR (interpolated) = 0.060 mW/g


BODY/Zoom Scan (5x5x7)/Cube 0: Measurement grid: dx=8mm, dy=8mm, dz=5mm

Reference Value = 5.00 V/m; Power Drift = 0.028 dB

Peak SAR (extrapolated) = 0.088 W/kg

SAR(1 g) = 0.054 mW/g; SAR(10 g) = 0.033 mW/g

Maximum value of SAR (measured) = 0.059 mW/g



CH9400_NB-H_ANT-V_IBM T60

DUT: BandRich-V; Type: BAND 2; Serial: 004401590000333

Communication System: WCDMA BAND2; Frequency: 1880 MHz; Duty Cycle: 1:1

Medium: WCDMA B2 Medium parameters used: $f = 1880$ MHz; $\sigma = 1.55$ mho/m; $\epsilon_r = 52.5$; $\rho = 1000$ kg/m³

Phantom section: Flat Section

DASY4 Configuration:

- Probe: EX3DV3 - SN3526; ConvF(9.64, 9.64, 9.64); Calibrated: 2006/8/25
- Sensor-Surface: 4mm (Mechanical Surface Detection)
- Electronics: DAE4 Sn679; Calibrated: 2006/3/21
- Phantom: SAM2; Type: SAM 4.0; Serial: TP:1270
- Measurement SW: DASY4, V4.7 Build 53; Postprocessing SW: SEMCAD, V1.8 Build 172

BODY/Area Scan (51x81x1): Measurement grid: dx=15mm, dy=15mm

Maximum value of SAR (interpolated) = 0.033 mW/g


BODY/Zoom Scan (5x5x7)/Cube 0: Measurement grid: dx=8mm, dy=8mm, dz=5mm

Reference Value = 3.93 V/m; Power Drift = 0.009 dB

Peak SAR (extrapolated) = 0.051 W/kg

SAR(1 g) = 0.031 mW/g; SAR(10 g) = 0.019 mW/g

Maximum value of SAR (measured) = 0.034 mW/g



0 dB = 0.034mW/g

CH9538_NB-H_ANT-V_IBM T60

DUT: BandRich-V; Type: BAND 2; Serial: 004401590000333

Communication System: WCDMA BAND2; Frequency: 1907.6 MHz; Duty Cycle: 1:1

Medium: WCDMA B2 Medium parameters used: $f = 1908$ MHz; $\sigma = 1.58$ mho/m; $\epsilon_r = 52.4$; $\rho = 1000$ kg/m³

Phantom section: Flat Section

DASY4 Configuration:

- Probe: EX3DV3 - SN3526; ConvF(9.64, 9.64, 9.64); Calibrated: 2006/8/25
- Sensor-Surface: 4mm (Mechanical Surface Detection)
- Electronics: DAE4 Sn679; Calibrated: 2006/3/21
- Phantom: SAM2; Type: SAM 4.0; Serial: TP:1270
- Measurement SW: DASY4, V4.7 Build 53; Postprocessing SW: SEMCAD, V1.8 Build 172

BODY/Area Scan (51x81x1): Measurement grid: dx=15mm, dy=15mm

Maximum value of SAR (interpolated) = 0.044 mW/g


BODY/Zoom Scan (5x5x7)/Cube 0: Measurement grid: dx=8mm, dy=8mm, dz=5mm

Reference Value = 4.76 V/m; Power Drift = -0.212 dB

Peak SAR (extrapolated) = 0.066 W/kg

SAR(1 g) = 0.041 mW/g; SAR(10 g) = 0.025 mW/g

Maximum value of SAR (measured) = 0.044 mW/g



0 dB = 0.044mW/g

CH9262_NB-V_ANT-H_IBM T60

DUT: BandRich; Type: BAND 2; Serial: 004401590000333

Communication System: WCDMA BAND2; Frequency: 1852.4 MHz; Duty Cycle: 1:1

Medium: WCDMA B2 Medium parameters used (interpolated): $f = 1852.4$ MHz; $\sigma = 1.52$ mho/m; $\epsilon_r = 52.6$; $\rho = 1000$ kg/m³

Phantom section: Flat Section

DASY4 Configuration:

- Probe: EX3DV3 - SN3526; ConvF(9.64, 9.64, 9.64); Calibrated: 2006/8/25
- Sensor-Surface: 4mm (Mechanical Surface Detection)
- Electronics: DAE4 Sn679; Calibrated: 2006/3/21
- Phantom: SAM2; Type: SAM 4.0; Serial: TP:1270
- Measurement SW: DASY4, V4.7 Build 53; Postprocessing SW: SEMCAD, V1.8 Build 172

BODY/Area Scan (41x51x1): Measurement grid: dx=15mm, dy=15mm

Maximum value of SAR (interpolated) = 0.178 mW/g

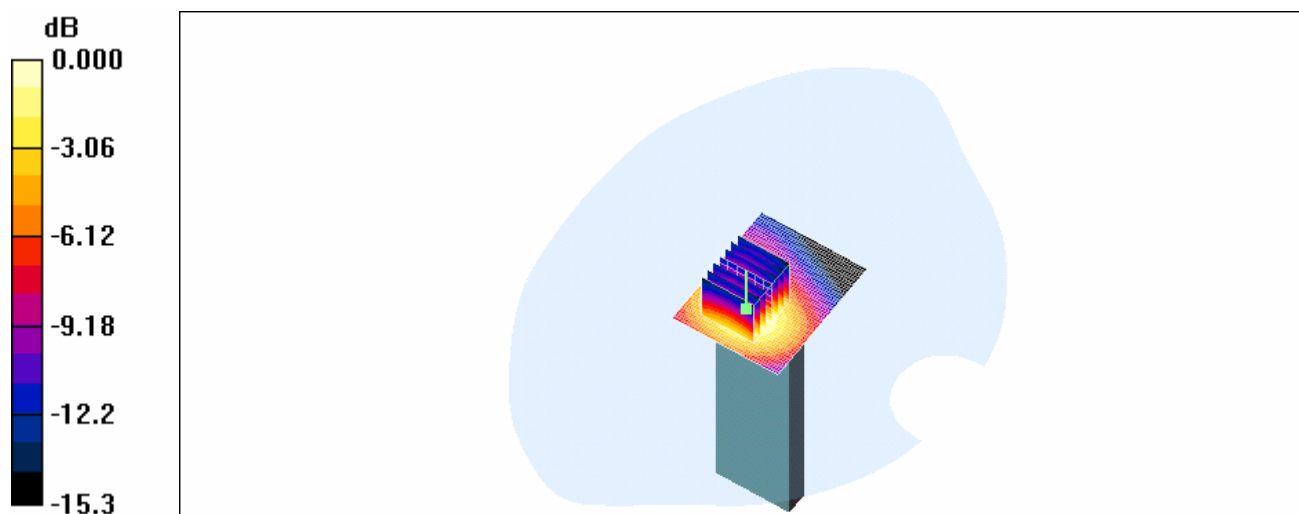
BODY/Zoom Scan (7x7x7)/Cube 0: Measurement grid: dx=5mm, dy=5mm, dz=5mm

Reference Value = 8.60 V/m; Power Drift = 0.213 dB

Peak SAR (extrapolated) = 0.259 W/kg

SAR(1 g) = 0.162 mW/g; SAR(10 g) = 0.096 mW/g

Maximum value of SAR (measured) = 0.176 mW/g



0 dB = 0.176mW/g

CH9400_NB-V_ANT-H_IBM T60

DUT: BandRich; Type: BAND 2; Serial: 004401590000333

Communication System: WCDMA BAND2; Frequency: 1880 MHz; Duty Cycle: 1:1

Medium: WCDMA B2 Medium parameters used: $f = 1880$ MHz; $\sigma = 1.55$ mho/m; $\epsilon_r = 52.5$; $\rho = 1000$ kg/m³

Phantom section: Flat Section

DASY4 Configuration:

- Probe: EX3DV3 - SN3526; ConvF(9.64, 9.64, 9.64); Calibrated: 2006/8/25
- Sensor-Surface: 4mm (Mechanical Surface Detection)
- Electronics: DAE4 Sn679; Calibrated: 2006/3/21
- Phantom: SAM2; Type: SAM 4.0; Serial: TP:1270
- Measurement SW: DASY4, V4.7 Build 53; Postprocessing SW: SEMCAD, V1.8 Build 172

BODY/Area Scan (41x51x1): Measurement grid: dx=15mm, dy=15mm

Maximum value of SAR (interpolated) = 0.133 mW/g

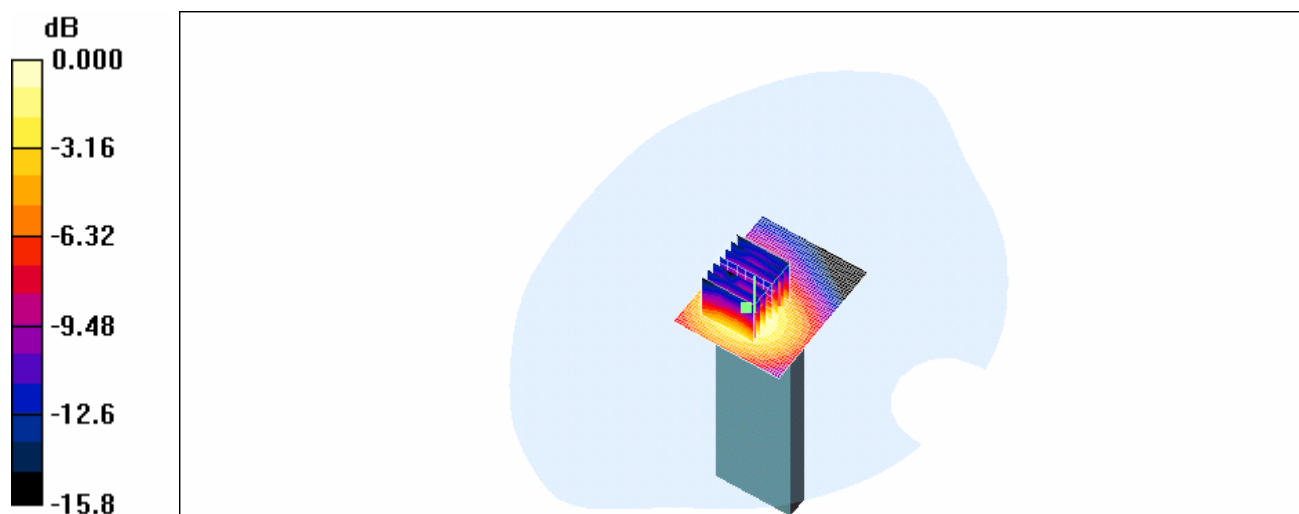
BODY/Zoom Scan (7x7x7)/Cube 0: Measurement grid: dx=5mm, dy=5mm, dz=5mm

Reference Value = 7.65 V/m; Power Drift = -0.022 dB

Peak SAR (extrapolated) = 0.210 W/kg

SAR(1 g) = 0.125 mW/g; SAR(10 g) = 0.071 mW/g

Maximum value of SAR (measured) = 0.136 mW/g



0 dB = 0.136mW/g

CH9538_NB-V_ANT-H_IBM T60

DUT: BandRich; Type: BAND 2; Serial: 004401590000333

Communication System: WCDMA BAND2; Frequency: 1907.6 MHz; Duty Cycle: 1:1

Medium: WCDMA B2 Medium parameters used: $f = 1908$ MHz; $\sigma = 1.58$ mho/m; $\epsilon_r = 52.4$; $\rho = 1000$ kg/m³

Phantom section: Flat Section

DASY4 Configuration:

- Probe: EX3DV3 - SN3526; ConvF(9.64, 9.64, 9.64); Calibrated: 2006/8/25
- Sensor-Surface: 4mm (Mechanical Surface Detection)
- Electronics: DAE4 Sn679; Calibrated: 2006/3/21
- Phantom: SAM2; Type: SAM 4.0; Serial: TP:1270
- Measurement SW: DASY4, V4.7 Build 53; Postprocessing SW: SEMCAD, V1.8 Build 172

BODY/Area Scan (41x51x1): Measurement grid: dx=15mm, dy=15mm

Maximum value of SAR (interpolated) = 0.201 mW/g

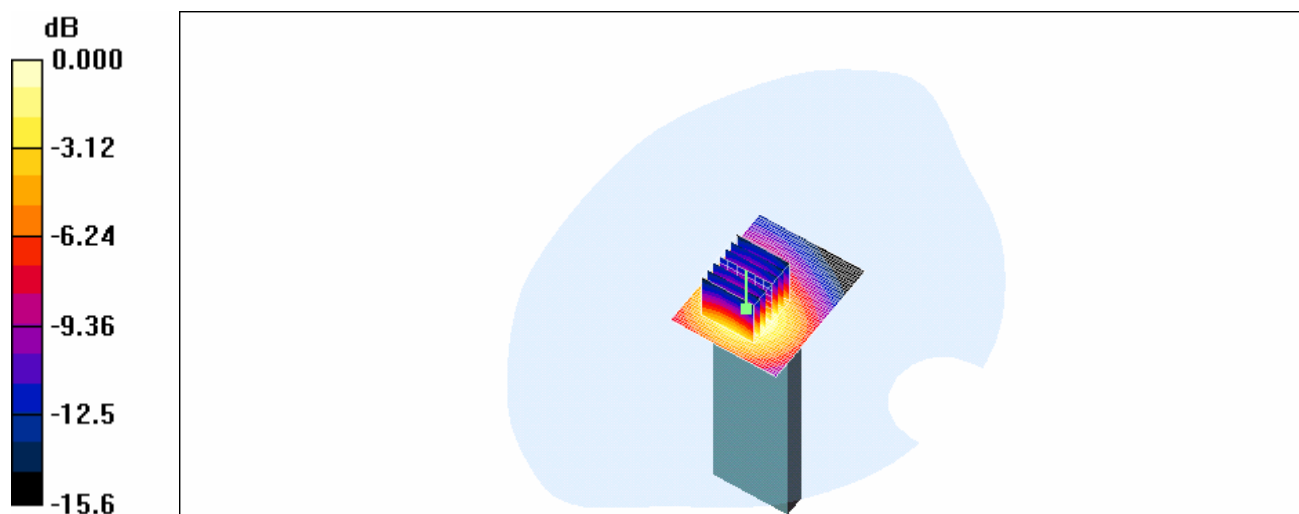
BODY/Zoom Scan (7x7x7)/Cube 0: Measurement grid: dx=5mm, dy=5mm, dz=5mm

Reference Value = 9.61 V/m; Power Drift = -0.005 dB

Peak SAR (extrapolated) = 0.306 W/kg

SAR(1 g) = 0.185 mW/g; SAR(10 g) = 0.107 mW/g

Maximum value of SAR (measured) = 0.203 mW/g



0 dB = 0.203mW/g

CH9262_NB-V_ANT-V_IBM T60

DUT: BandRich-V; Type: BAND 2; Serial: 004401590000333

Communication System: WCDMA BAND2; Frequency: 1852.4 MHz; Duty Cycle: 1:1

Medium: WCDMA B2 Medium parameters used (interpolated): $f = 1852.4$ MHz; $\sigma = 1.52$ mho/m; $\epsilon_r = 52.6$; $\rho = 1000$ kg/m³

Phantom section: Flat Section

DASY4 Configuration:

- Probe: EX3DV3 - SN3526; ConvF(9.64, 9.64, 9.64); Calibrated: 2006/8/25
- Sensor-Surface: 4mm (Mechanical Surface Detection)
- Electronics: DAE4 Sn679; Calibrated: 2006/3/21
- Phantom: SAM2; Type: SAM 4.0; Serial: TP:1270
- Measurement SW: DASY4, V4.7 Build 53; Postprocessing SW: SEMCAD, V1.8 Build 172

BODY/Area Scan (41x51x1): Measurement grid: dx=15mm, dy=15mm

Maximum value of SAR (interpolated) = 0.178 mW/g

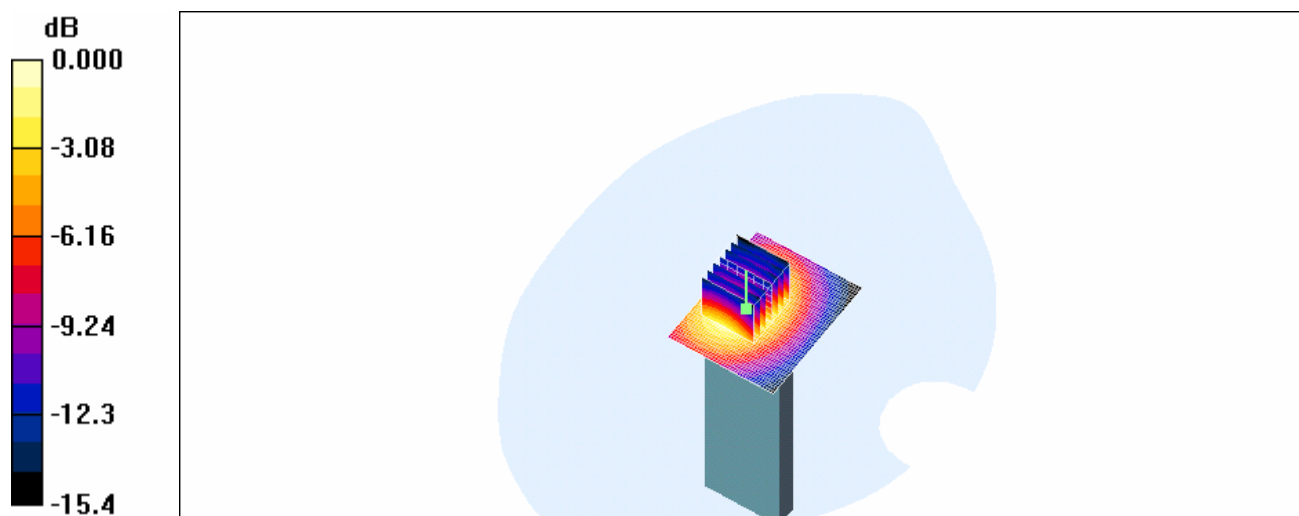
BODY/Zoom Scan (7x7x7)/Cube 0: Measurement grid: dx=5mm, dy=5mm, dz=5mm

Reference Value = 9.13 V/m; Power Drift = -0.046 dB

Peak SAR (extrapolated) = 0.243 W/kg

SAR(1 g) = 0.152 mW/g; SAR(10 g) = 0.088 mW/g

Maximum value of SAR (measured) = 0.168 mW/g



0 dB = 0.168mW/g

CH9400_NB-V_ANT-V_IBM T60

DUT: BandRich-V; Type: BAND 2; Serial: 004401590000333

Communication System: WCDMA BAND2; Frequency: 1880 MHz; Duty Cycle: 1:1

Medium: WCDMA B2 Medium parameters used: $f = 1880$ MHz; $\sigma = 1.55$ mho/m; $\epsilon_r = 52.5$; $\rho = 1000$ kg/m³

Phantom section: Flat Section

DASY4 Configuration:

- Probe: EX3DV3 - SN3526; ConvF(9.64, 9.64, 9.64); Calibrated: 2006/8/25
- Sensor-Surface: 4mm (Mechanical Surface Detection)
- Electronics: DAE4 Sn679; Calibrated: 2006/3/21
- Phantom: SAM2; Type: SAM 4.0; Serial: TP:1270
- Measurement SW: DASY4, V4.7 Build 53; Postprocessing SW: SEMCAD, V1.8 Build 172

BODY/Area Scan (41x51x1): Measurement grid: dx=15mm, dy=15mm

Maximum value of SAR (interpolated) = 0.126 mW/g

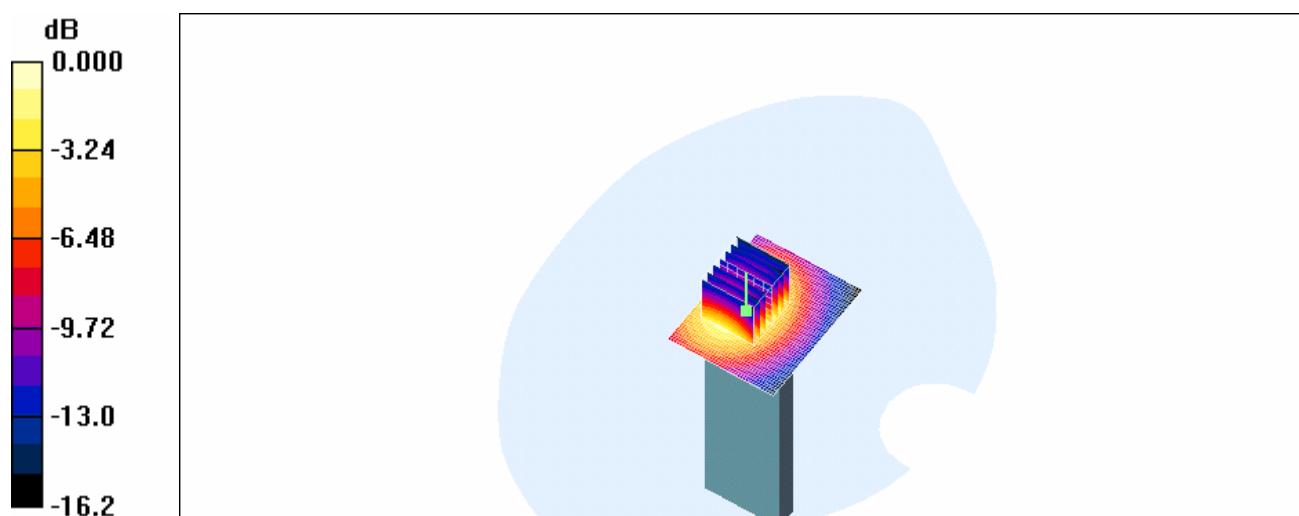
BODY/Zoom Scan (7x7x7)/Cube 0: Measurement grid: dx=5mm, dy=5mm, dz=5mm

Reference Value = 7.55 V/m; Power Drift = -0.106 dB

Peak SAR (extrapolated) = 0.190 W/kg

SAR(1 g) = 0.118 mW/g; SAR(10 g) = 0.068 mW/g

Maximum value of SAR (measured) = 0.130 mW/g



CH9538_NB-V_ANT-V_IBM T60

DUT: BandRich-V; Type: BAND 2; Serial: 004401590000333

Communication System: WCDMA BAND2; Frequency: 1907.6 MHz; Duty Cycle: 1:1

Medium: WCDMA B2 Medium parameters used: $f = 1908$ MHz; $\sigma = 1.58$ mho/m; $\epsilon_r = 52.4$; $\rho = 1000$ kg/m³

Phantom section: Flat Section

DASY4 Configuration:

- Probe: EX3DV3 - SN3526; ConvF(9.64, 9.64, 9.64); Calibrated: 2006/8/25
- Sensor-Surface: 4mm (Mechanical Surface Detection)
- Electronics: DAE4 Sn679; Calibrated: 2006/3/21
- Phantom: SAM2; Type: SAM 4.0; Serial: TP:1270
- Measurement SW: DASY4, V4.7 Build 53; Postprocessing SW: SEMCAD, V1.8 Build 172

BODY/Area Scan (41x51x1): Measurement grid: dx=15mm, dy=15mm

Maximum value of SAR (interpolated) = 0.186 mW/g

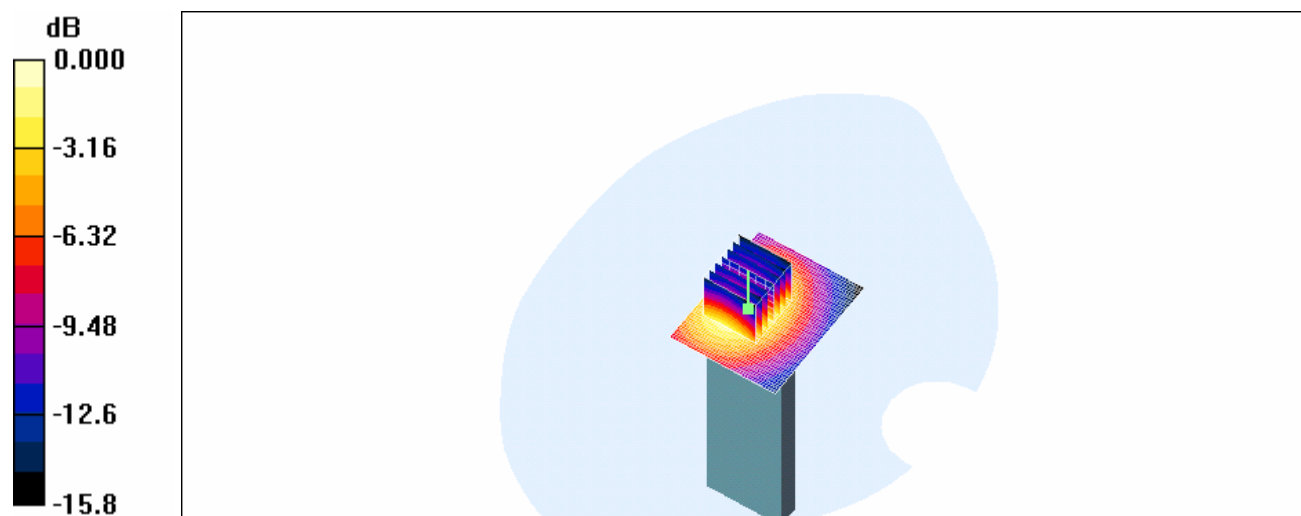
BODY/Zoom Scan (7x7x7)/Cube 0: Measurement grid: dx=5mm, dy=5mm, dz=5mm

Reference Value = 9.23 V/m; Power Drift = -0.159 dB

Peak SAR (extrapolated) = 0.278 W/kg

SAR(1 g) = 0.166 mW/g; SAR(10 g) = 0.096 mW/g

Maximum value of SAR (measured) = 0.182 mW/g



0 dB = 0.182mW/g

CH4132_NB-H_ANT-H_IBM T60

DUT: BandRich; Type: BAND 5; Serial: 004401590000333

Communication System: WCDMA BAND5; Frequency: 826.4 MHz; Duty Cycle: 1:1

Medium: WCDMA B5 Medium parameters used (interpolated): $f = 826.4$ MHz; $\sigma = 0.951$ mho/m; $\epsilon_r = 56.4$; $\rho = 1000$ kg/m³

Phantom section: Flat Section

DASY4 Configuration:

- Probe: EX3DV3 - SN3526; ConvF(11.63, 11.63, 11.63); Calibrated: 2006/8/25
- Sensor-Surface: 4mm (Mechanical Surface Detection)
- Electronics: DAE4 Sn679; Calibrated: 2006/3/21
- Phantom: SAM1; Type: SAM 4.0; Serial: TP:1419
- Measurement SW: DASY4, V4.7 Build 53; Postprocessing SW: SEMCAD, V1.8 Build 172

BODY/Area Scan (41x81x1): Measurement grid: dx=15mm, dy=15mm

Maximum value of SAR (interpolated) = 0.468 mW/g


BODY/Zoom Scan (5x5x7)/Cube 0: Measurement grid: dx=8mm, dy=8mm, dz=5mm

Reference Value = 9.54 V/m; Power Drift = 0.122 dB

Peak SAR (extrapolated) = 0.636 W/kg

SAR(1 g) = 0.450 mW/g; SAR(10 g) = 0.316 mW/g

Maximum value of SAR (measured) = 0.478 mW/g



0 dB = 0.478mW/g

CH4183_NB-H_ANT-H_IBM T60

DUT: BandRich; Type: BAND 5; Serial: 004401590000333

Communication System: WCDMA BAND5; Frequency: 836.6 MHz; Duty Cycle: 1:1

Medium: WCDMA B5 Medium parameters used (interpolated): $f = 836.6$ MHz; $\sigma = 0.959$ mho/m; $\epsilon_r = 56.3$; $\rho = 1000$ kg/m³

Phantom section: Flat Section

DASY4 Configuration:

- Probe: EX3DV3 - SN3526; ConvF(11.63, 11.63, 11.63); Calibrated: 2006/8/25
- Sensor-Surface: 4mm (Mechanical Surface Detection)
- Electronics: DAE4 Sn679; Calibrated: 2006/3/21
- Phantom: SAM1; Type: SAM 4.0; Serial: TP:1419
- Measurement SW: DASY4, V4.7 Build 53; Postprocessing SW: SEMCAD, V1.8 Build 172

BODY/Area Scan (41x81x1): Measurement grid: dx=15mm, dy=15mm

Maximum value of SAR (interpolated) = 0.446 mW/g


BODY/Zoom Scan (5x5x7)/Cube 0: Measurement grid: dx=8mm, dy=8mm, dz=5mm

Reference Value = 9.21 V/m; Power Drift = -0.011 dB

Peak SAR (extrapolated) = 0.591 W/kg

SAR(1 g) = 0.420 mW/g; SAR(10 g) = 0.294 mW/g

Maximum value of SAR (measured) = 0.445 mW/g



0 dB = 0.445mW/g

CH4233_NB-H_ANT-H_IBM T60

DUT: BandRich; Type: BAND 5; Serial: 004401590000333

Communication System: WCDMA BAND5; Frequency: 846.6 MHz; Duty Cycle: 1:1

Medium: WCDMA B5 Medium parameters used (interpolated): $f = 846.6$ MHz; $\sigma = 0.966$ mho/m; $\epsilon_r = 56.1$; $\rho = 1000$ kg/m³

Phantom section: Flat Section

DASY4 Configuration:

- Probe: EX3DV3 - SN3526; ConvF(11.63, 11.63, 11.63); Calibrated: 2006/8/25
- Sensor-Surface: 4mm (Mechanical Surface Detection)
- Electronics: DAE4 Sn679; Calibrated: 2006/3/21
- Phantom: SAM1; Type: SAM 4.0; Serial: TP:1419
- Measurement SW: DASY4, V4.7 Build 53; Postprocessing SW: SEMCAD, V1.8 Build 172

BODY/Area Scan (41x81x1): Measurement grid: dx=15mm, dy=15mm

Maximum value of SAR (interpolated) = 0.510 mW/g


BODY/Zoom Scan (5x5x7)/Cube 0: Measurement grid: dx=8mm, dy=8mm, dz=5mm

Reference Value = 9.76 V/m; Power Drift = 0.057 dB

Peak SAR (extrapolated) = 0.680 W/kg

SAR(1 g) = 0.483 mW/g; SAR(10 g) = 0.336 mW/g

Maximum value of SAR (measured) = 0.515 mW/g



0 dB = 0.515mW/g

CH4132_NB-H_ANT-V_IBM T60

DUT: BandRich-V; Type: BAND 5; Serial: 004401590000333

Communication System: WCDMA BAND5; Frequency: 826.4 MHz; Duty Cycle: 1:1

Medium: WCDMA B5 Medium parameters used (interpolated): $f = 826.4$ MHz; $\sigma = 0.951$ mho/m; $\epsilon_r = 56.4$; $\rho = 1000$ kg/m³

Phantom section: Flat Section

DASY4 Configuration:

- Probe: EX3DV3 - SN3526; ConvF(11.63, 11.63, 11.63); Calibrated: 2006/8/25
- Sensor-Surface: 4mm (Mechanical Surface Detection)
- Electronics: DAE4 Sn679; Calibrated: 2006/3/21
- Phantom: SAM1; Type: SAM 4.0; Serial: TP:1419
- Measurement SW: DASY4, V4.7 Build 53; Postprocessing SW: SEMCAD, V1.8 Build 172

BODY/Area Scan (41x81x1): Measurement grid: dx=15mm, dy=15mm

Maximum value of SAR (interpolated) = 0.402 mW/g

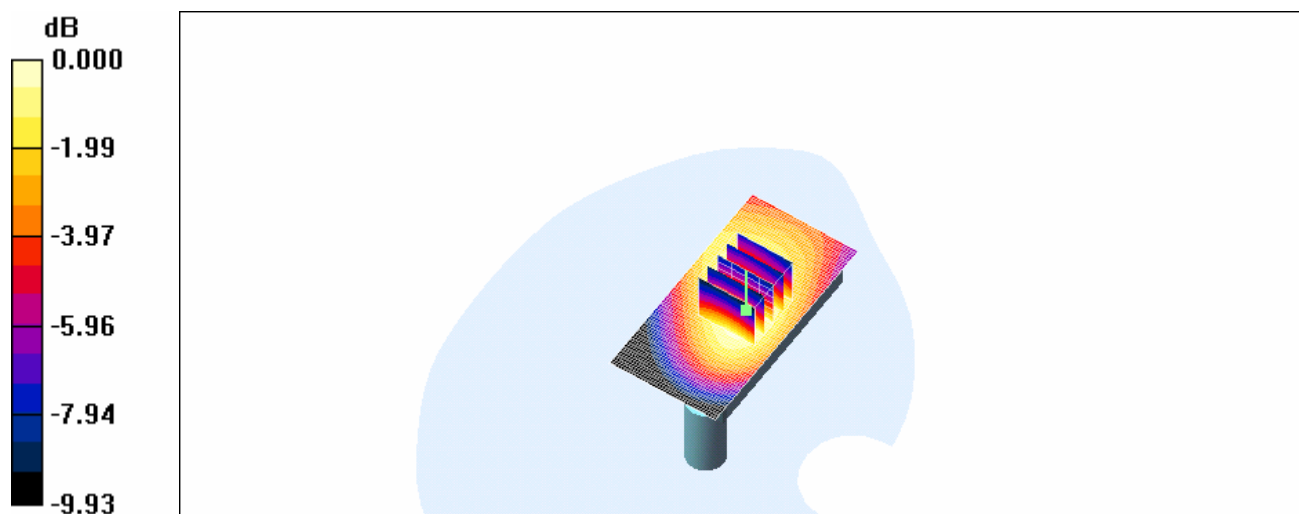
BODY/Zoom Scan (5x5x7)/Cube 0: Measurement grid: dx=8mm, dy=8mm, dz=5mm

Reference Value = 8.07 V/m; Power Drift = -0.007 dB

Peak SAR (extrapolated) = 0.530 W/kg

SAR(1 g) = 0.377 mW/g; SAR(10 g) = 0.264 mW/g

Maximum value of SAR (measured) = 0.401 mW/g



0 dB = 0.401mW/g

CH4183_NB-H_ANT-V_IBM T60

DUT: BandRich-V; Type: BAND 5; Serial: 004401590000333

Communication System: WCDMA BAND5; Frequency: 836.6 MHz; Duty Cycle: 1:1

Medium: WCDMA B5 Medium parameters used (interpolated): $f = 836.6$ MHz; $\sigma = 0.959$ mho/m; $\epsilon_r = 56.3$; $\rho = 1000$ kg/m³

Phantom section: Flat Section

DASY4 Configuration:

- Probe: EX3DV3 - SN3526; ConvF(11.63, 11.63, 11.63); Calibrated: 2006/8/25
- Sensor-Surface: 4mm (Mechanical Surface Detection)
- Electronics: DAE4 Sn679; Calibrated: 2006/3/21
- Phantom: SAM1; Type: SAM 4.0; Serial: TP:1419
- Measurement SW: DASY4, V4.7 Build 53; Postprocessing SW: SEMCAD, V1.8 Build 172

BODY/Area Scan (41x81x1): Measurement grid: dx=15mm, dy=15mm

Maximum value of SAR (interpolated) = 0.384 mW/g

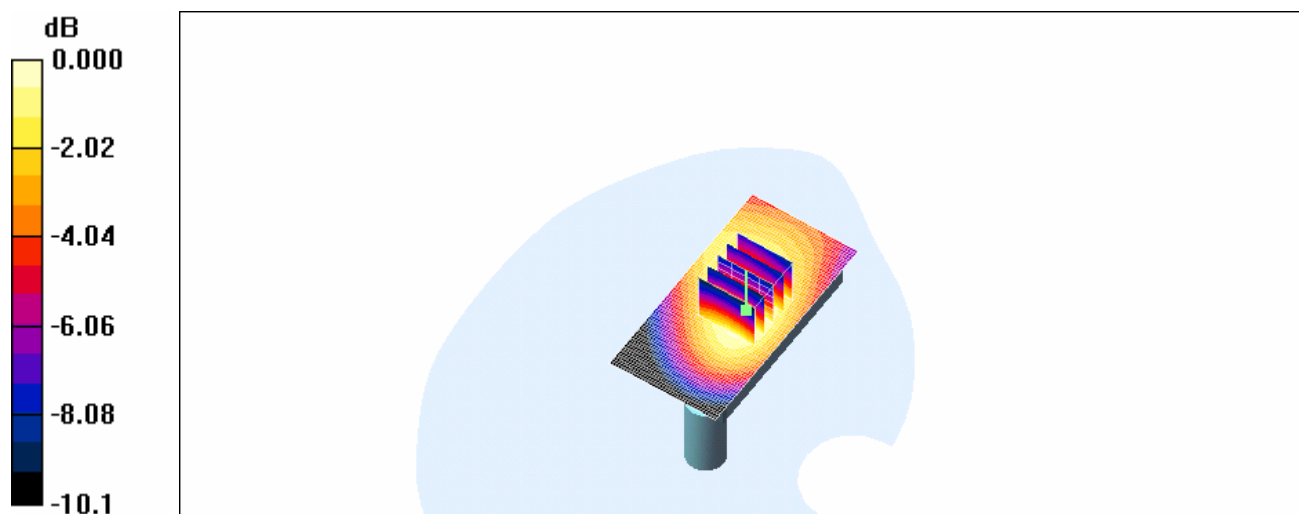
BODY/Zoom Scan (5x5x7)/Cube 0: Measurement grid: dx=8mm, dy=8mm, dz=5mm

Reference Value = 7.76 V/m; Power Drift = 0.026 dB

Peak SAR (extrapolated) = 0.508 W/kg

SAR(1 g) = 0.362 mW/g; SAR(10 g) = 0.254 mW/g

Maximum value of SAR (measured) = 0.385 mW/g



0 dB = 0.385mW/g

CH4233_NB-H_ANT-V_IBM T60

DUT: BandRich-V; Type: BAND 5; Serial: 004401590000333

Communication System: WCDMA BAND5; Frequency: 846.6 MHz; Duty Cycle: 1:1

Medium: WCDMA B5 Medium parameters used (interpolated): $f = 846.6$ MHz; $\sigma = 0.966$ mho/m; $\epsilon_r = 56.1$; $\rho = 1000$ kg/m³

Phantom section: Flat Section

DASY4 Configuration:

- Probe: EX3DV3 - SN3526; ConvF(11.63, 11.63, 11.63); Calibrated: 2006/8/25
- Sensor-Surface: 4mm (Mechanical Surface Detection)
- Electronics: DAE4 Sn679; Calibrated: 2006/3/21
- Phantom: SAM1; Type: SAM 4.0; Serial: TP:1419
- Measurement SW: DASY4, V4.7 Build 53; Postprocessing SW: SEMCAD, V1.8 Build 172

BODY/Area Scan (41x81x1): Measurement grid: dx=15mm, dy=15mm

Maximum value of SAR (interpolated) = 0.443 mW/g

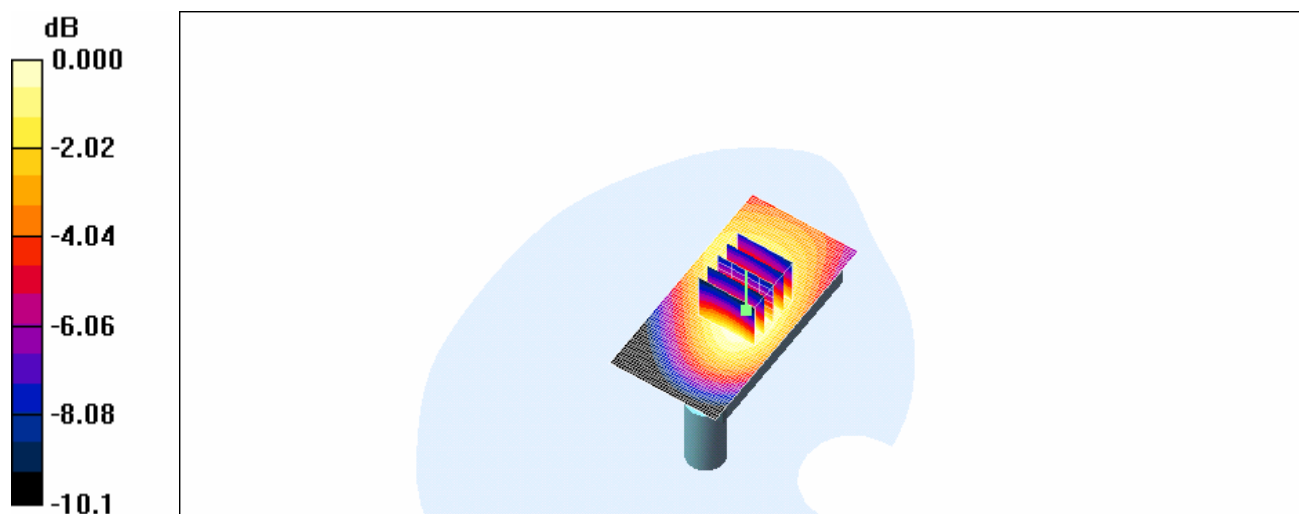
BODY/Zoom Scan (5x5x7)/Cube 0: Measurement grid: dx=8mm, dy=8mm, dz=5mm

Reference Value = 8.22 V/m; Power Drift = -0.101 dB

Peak SAR (extrapolated) = 0.565 W/kg

SAR(1 g) = 0.400 mW/g; SAR(10 g) = 0.279 mW/g

Maximum value of SAR (measured) = 0.424 mW/g



0 dB = 0.424mW/g

CH4132_NB-V_ANT-H_IBM T60

DUT: BandRich; Type: BAND 5; Serial: 004401590000333

Communication System: WCDMA BAND5; Frequency: 826.4 MHz; Duty Cycle: 1:1

Medium: WCDMA B5 Medium parameters used (interpolated): $f = 826.4$ MHz; $\sigma = 0.951$ mho/m; $\epsilon_r = 56.4$; $\rho = 1000$ kg/m³

Phantom section: Flat Section

DASY4 Configuration:

- Probe: EX3DV3 - SN3526; ConvF(11.63, 11.63, 11.63); Calibrated: 2006/8/25
- Sensor-Surface: 4mm (Mechanical Surface Detection)
- Electronics: DAE4 Sn679; Calibrated: 2006/3/21
- Phantom: SAM1; Type: SAM 4.0; Serial: TP:1419
- Measurement SW: DASY4, V4.7 Build 53; Postprocessing SW: SEMCAD, V1.8 Build 172

BODY/Area Scan (41x51x1): Measurement grid: dx=15mm, dy=15mm

Maximum value of SAR (interpolated) = 0.023 mW/g

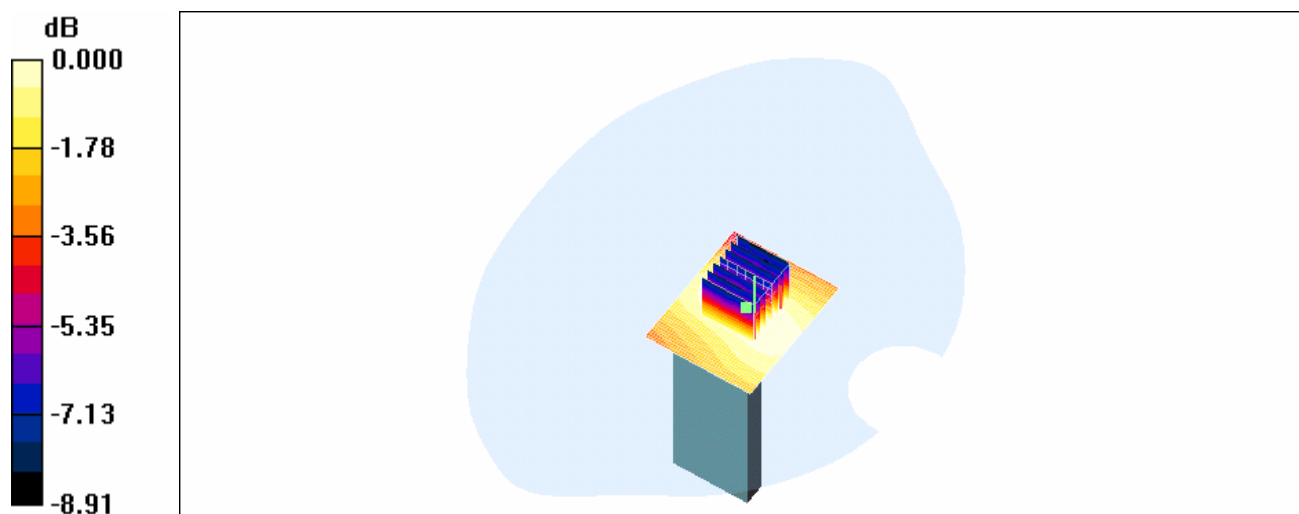
BODY/Zoom Scan (7x7x7)/Cube 0: Measurement grid: dx=5mm, dy=5mm, dz=5mm

Reference Value = 4.76 V/m; Power Drift = -0.017 dB

Peak SAR (extrapolated) = 0.030 W/kg

SAR(1 g) = 0.022 mW/g; SAR(10 g) = 0.016 mW/g

Maximum value of SAR (measured) = 0.023 mW/g



CH4183_NB-V_ANT-H_IBM T60

DUT: BandRich; Type: BAND 5; Serial: 004401590000333

Communication System: WCDMA BAND5; Frequency: 836.6 MHz; Duty Cycle: 1:1

Medium: WCDMA B5 Medium parameters used (interpolated): $f = 836.6$ MHz; $\sigma = 0.959$ mho/m; $\epsilon_r = 56.3$; $\rho = 1000$ kg/m³

Phantom section: Flat Section

DASY4 Configuration:

- Probe: EX3DV3 - SN3526; ConvF(11.63, 11.63, 11.63); Calibrated: 2006/8/25
- Sensor-Surface: 4mm (Mechanical Surface Detection)
- Electronics: DAE4 Sn679; Calibrated: 2006/3/21
- Phantom: SAM1; Type: SAM 4.0; Serial: TP:1419
- Measurement SW: DASY4, V4.7 Build 53; Postprocessing SW: SEMCAD, V1.8 Build 172

BODY/Area Scan (41x51x1): Measurement grid: dx=15mm, dy=15mm

Maximum value of SAR (interpolated) = 0.021 mW/g

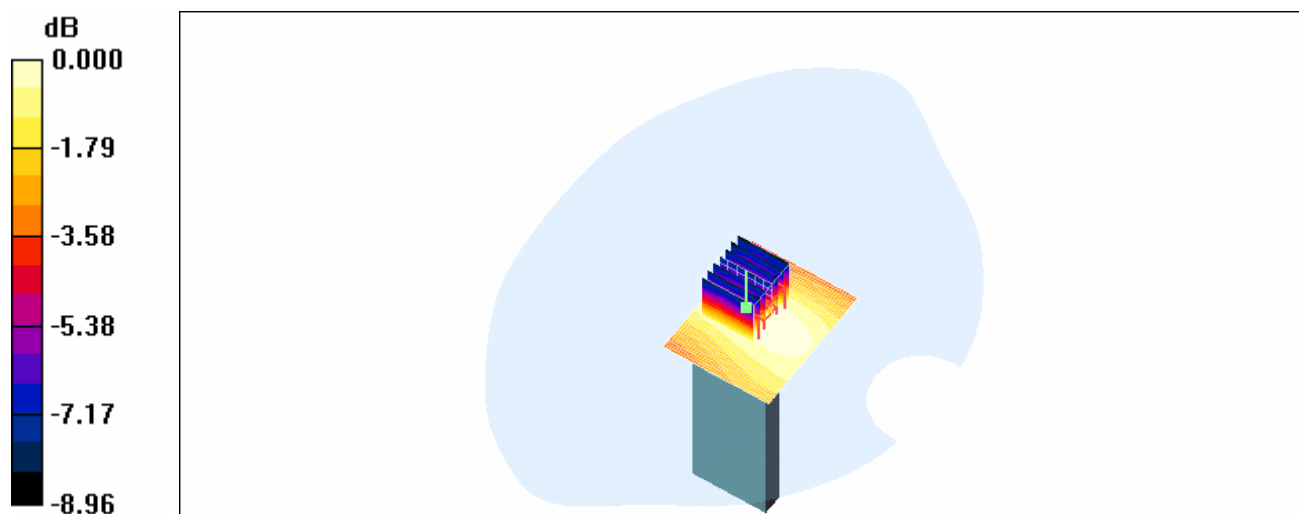
BODY/Zoom Scan (7x7x7)/Cube 0: Measurement grid: dx=5mm, dy=5mm, dz=5mm

Reference Value = 4.53 V/m; Power Drift = 0.003 dB

Peak SAR (extrapolated) = 0.026 W/kg

SAR(1 g) = 0.020 mW/g; SAR(10 g) = 0.014 mW/g

Maximum value of SAR (measured) = 0.021 mW/g



CH4233_NB-V_ANT-H_IBM T60

DUT: BandRich; Type: BAND 5; Serial: 004401590000333

Communication System: WCDMA BAND5; Frequency: 846.6 MHz; Duty Cycle: 1:1

Medium: WCDMA B5 Medium parameters used (interpolated): $f = 846.6$ MHz; $\sigma = 0.966$ mho/m; $\epsilon_r = 56.1$; $\rho = 1000$ kg/m³

Phantom section: Flat Section

DASY4 Configuration:

- Probe: EX3DV3 - SN3526; ConvF(11.63, 11.63, 11.63); Calibrated: 2006/8/25
- Sensor-Surface: 4mm (Mechanical Surface Detection)
- Electronics: DAE4 Sn679; Calibrated: 2006/3/21
- Phantom: SAM1; Type: SAM 4.0; Serial: TP:1419
- Measurement SW: DASY4, V4.7 Build 53; Postprocessing SW: SEMCAD, V1.8 Build 172

BODY/Area Scan (41x51x1): Measurement grid: dx=15mm, dy=15mm

Maximum value of SAR (interpolated) = 0.026 mW/g

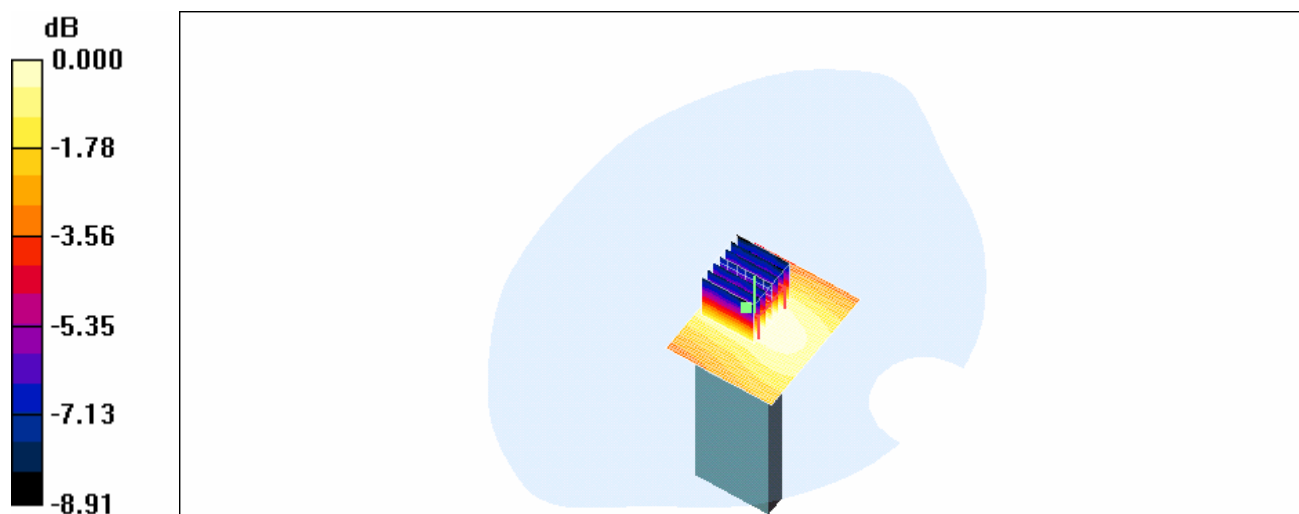
BODY/Zoom Scan (7x7x7)/Cube 0: Measurement grid: dx=5mm, dy=5mm, dz=5mm

Reference Value = 4.99 V/m; Power Drift = 0.201 dB

Peak SAR (extrapolated) = 0.033 W/kg

SAR(1 g) = 0.025 mW/g; SAR(10 g) = 0.018 mW/g

Maximum value of SAR (measured) = 0.026 mW/g



CH4132_NB-V_ANT-V_IBM T60

DUT: BandRich-V; Type: BAND 5; Serial: 004401590000333

Communication System: WCDMA BAND5; Frequency: 826.4 MHz; Duty Cycle: 1:1

Medium: WCDMA B5 Medium parameters used (interpolated): $f = 826.4$ MHz; $\sigma = 0.951$ mho/m; $\epsilon_r = 56.4$; $\rho = 1000$ kg/m³

Phantom section: Flat Section

DASY4 Configuration:

- Probe: EX3DV3 - SN3526; ConvF(11.63, 11.63, 11.63); Calibrated: 2006/8/25
- Sensor-Surface: 4mm (Mechanical Surface Detection)
- Electronics: DAE4 Sn679; Calibrated: 2006/3/21
- Phantom: SAM1; Type: SAM 4.0; Serial: TP:1419
- Measurement SW: DASY4, V4.7 Build 53; Postprocessing SW: SEMCAD, V1.8 Build 172

BODY/Area Scan (41x51x1): Measurement grid: dx=15mm, dy=15mm

Maximum value of SAR (interpolated) = 0.022 mW/g

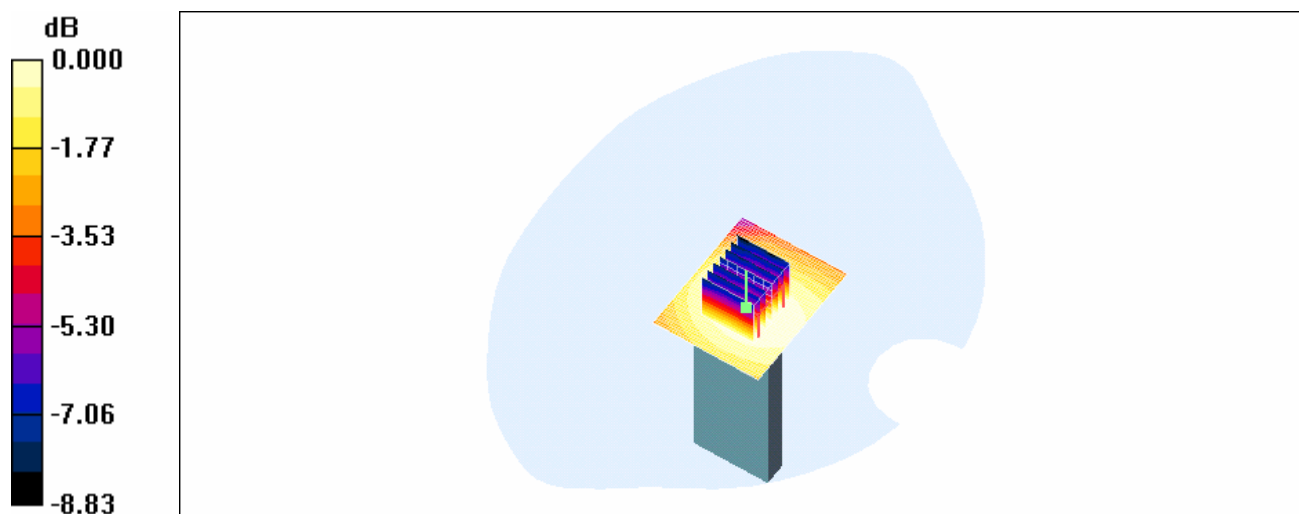
BODY/Zoom Scan (7x7x7)/Cube 0: Measurement grid: dx=5mm, dy=5mm, dz=5mm

Reference Value = 4.60 V/m; Power Drift = -0.100 dB

Peak SAR (extrapolated) = 0.028 W/kg

SAR(1 g) = 0.021 mW/g; SAR(10 g) = 0.016 mW/g

Maximum value of SAR (measured) = 0.022 mW/g



0 dB = 0.022mW/g

CH4183_NB-V_ANT-V_IBM T60

DUT: BandRich-V; Type: BAND 5; Serial: 004401590000333

Communication System: WCDMA BAND5; Frequency: 836.6 MHz; Duty Cycle: 1:1

Medium: WCDMA B5 Medium parameters used (interpolated): $f = 836.6$ MHz; $\sigma = 0.959$ mho/m; $\epsilon_r = 56.3$; $\rho = 1000$ kg/m³

Phantom section: Flat Section

DASY4 Configuration:

- Probe: EX3DV3 - SN3526; ConvF(11.63, 11.63, 11.63); Calibrated: 2006/8/25
- Sensor-Surface: 4mm (Mechanical Surface Detection)
- Electronics: DAE4 Sn679; Calibrated: 2006/3/21
- Phantom: SAM1; Type: SAM 4.0; Serial: TP:1419
- Measurement SW: DASY4, V4.7 Build 53; Postprocessing SW: SEMCAD, V1.8 Build 172

BODY/Area Scan (41x51x1): Measurement grid: dx=15mm, dy=15mm

Maximum value of SAR (interpolated) = 0.021 mW/g


BODY/Zoom Scan (7x7x7)/Cube 0: Measurement grid: dx=5mm, dy=5mm, dz=5mm

Reference Value = 4.38 V/m; Power Drift = 0.037 dB

Peak SAR (extrapolated) = 0.026 W/kg

SAR(1 g) = 0.020 mW/g; SAR(10 g) = 0.015 mW/g

Maximum value of SAR (measured) = 0.021 mW/g



0 dB = 0.021mW/g

CH4233_NB-V_ANT-V_IBM T60

DUT: BandRich-V; Type: BAND 5; Serial: 004401590000333

Communication System: WCDMA BAND5; Frequency: 846.6 MHz; Duty Cycle: 1:1

Medium: WCDMA B5 Medium parameters used (interpolated): $f = 846.6$ MHz; $\sigma = 0.966$ mho/m; $\epsilon_r = 56.1$; $\rho = 1000$ kg/m³

Phantom section: Flat Section

DASY4 Configuration:

- Probe: EX3DV3 - SN3526; ConvF(11.63, 11.63, 11.63); Calibrated: 2006/8/25
- Sensor-Surface: 4mm (Mechanical Surface Detection)
- Electronics: DAE4 Sn679; Calibrated: 2006/3/21
- Phantom: SAM1; Type: SAM 4.0; Serial: TP:1419
- Measurement SW: DASY4, V4.7 Build 53; Postprocessing SW: SEMCAD, V1.8 Build 172

BODY/Area Scan (41x51x1): Measurement grid: dx=15mm, dy=15mm

Maximum value of SAR (interpolated) = 0.023 mW/g


BODY/Zoom Scan (7x7x7)/Cube 0: Measurement grid: dx=5mm, dy=5mm, dz=5mm

Reference Value = 4.59 V/m; Power Drift = 0.014 dB

Peak SAR (extrapolated) = 0.028 W/kg

SAR(1 g) = 0.021 mW/g; SAR(10 g) = 0.016 mW/g

Maximum value of SAR (measured) = 0.023 mW/g



CH128_NB-H_ANT-H_IBM T43

DUT: BandRich; Type: GSM 850; Serial: 004401590000333

Communication System: GSM 850; Frequency: 824.2 MHz; Duty Cycle: 1:4

Medium: Muscle 900 MHz Medium parameters used (interpolated): $f = 824.2$ MHz; $\sigma = 0.941$ mho/m;

$\epsilon_r = 55.9$; $\rho = 1000$ kg/m³

Phantom section: Flat Section

DASY4 Configuration:

- Probe: EX3DV3 - SN3526; ConvF(11.63, 11.63, 11.63); Calibrated: 2006/8/25
- Sensor-Surface: 4mm (Mechanical Surface Detection)
- Electronics: DAE4 Sn679; Calibrated: 2006/3/21
- Phantom: SAM1; Type: SAM 4.0; Serial: TP:1419
- Measurement SW: DASY4, V4.7 Build 53; Postprocessing SW: SEMCAD, V1.8 Build 172

BODY/Area Scan (41x81x1): Measurement grid: dx=15mm, dy=15mm

Maximum value of SAR (interpolated) = 0.823 mW/g


BODY/Zoom Scan (5x5x7)/Cube 0: Measurement grid: dx=8mm, dy=8mm, dz=5mm

Reference Value = 13.5 V/m; Power Drift = -0.035 dB

Peak SAR (extrapolated) = 1.08 W/kg

SAR(1 g) = 0.766 mW/g; SAR(10 g) = 0.517 mW/g

Maximum value of SAR (measured) = 0.819 mW/g



0 dB = 0.819mW/g

CH190_NB-H_ANT-H_IBM T43

DUT: BandRich; Type: GSM 850; Serial: 004401590000333

Communication System: GSM 850; Frequency: 836.6 MHz; Duty Cycle: 1:4

Medium: Muscle 900 MHz Medium parameters used (interpolated): $f = 836.6$ MHz; $\sigma = 0.951$ mho/m;

$\epsilon_r = 55.8$; $\rho = 1000$ kg/m³

Phantom section: Flat Section

DASY4 Configuration:

- Probe: EX3DV3 - SN3526; ConvF(11.63, 11.63, 11.63); Calibrated: 2006/8/25
- Sensor-Surface: 4mm (Mechanical Surface Detection)
- Electronics: DAE4 Sn679; Calibrated: 2006/3/21
- Phantom: SAM1; Type: SAM 4.0; Serial: TP:1419
- Measurement SW: DASY4, V4.7 Build 53; Postprocessing SW: SEMCAD, V1.8 Build 172

BODY/Area Scan (41x81x1): Measurement grid: dx=15mm, dy=15mm

Maximum value of SAR (interpolated) = 0.972 mW/g


BODY/Zoom Scan (5x5x7)/Cube 0: Measurement grid: dx=8mm, dy=8mm, dz=5mm

Reference Value = 14.4 V/m; Power Drift = 0.023 dB

Peak SAR (extrapolated) = 1.35 W/kg

SAR(1 g) = 0.918 mW/g; SAR(10 g) = 0.612 mW/g

Maximum value of SAR (measured) = 0.984 mW/g



0 dB = 0.984mW/g

CH251_NB-H_ANT-H_IBM T43

DUT: BandRich; Type: GSM 850; Serial: 004401590000333

Communication System: GSM 850; Frequency: 848.8 MHz; Duty Cycle: 1:4

Medium: Muscle 900 MHz Medium parameters used (interpolated): $f = 848.8$ MHz; $\sigma = 0.96$ mho/m; $\epsilon_r = 55.6$; $\rho = 1000$ kg/m³

Phantom section: Flat Section

DASY4 Configuration:

- Probe: EX3DV3 - SN3526; ConvF(11.63, 11.63, 11.63); Calibrated: 2006/8/25
- Sensor-Surface: 4mm (Mechanical Surface Detection)
- Electronics: DAE4 Sn679; Calibrated: 2006/3/21
- Phantom: SAM1; Type: SAM 4.0; Serial: TP:1419
- Measurement SW: DASY4, V4.7 Build 53; Postprocessing SW: SEMCAD, V1.8 Build 172

BODY/Area Scan (41x81x1): Measurement grid: dx=15mm, dy=15mm

Maximum value of SAR (interpolated) = 1.06 mW/g


BODY/Zoom Scan (5x5x7)/Cube 0: Measurement grid: dx=8mm, dy=8mm, dz=5mm

Reference Value = 14.9 V/m; Power Drift = -0.022 dB

Peak SAR (extrapolated) = 1.47 W/kg

SAR(1 g) = 0.998 mW/g; SAR(10 g) = 0.662 mW/g

Maximum value of SAR (measured) = 1.07 mW/g



CH128_NB-H_ANT-V_IBM T43

DUT: BandRich-V; Type: GSM 850; Serial: 004401590000333

Communication System: GSM 850; Frequency: 824.2 MHz; Duty Cycle: 1:4

Medium: Muscle 900 MHz Medium parameters used (interpolated): $f = 824.2$ MHz; $\sigma = 0.941$ mho/m;

$\epsilon_r = 55.9$; $\rho = 1000$ kg/m³

Phantom section: Flat Section

DASY4 Configuration:

- Probe: EX3DV3 - SN3526; ConvF(11.63, 11.63, 11.63); Calibrated: 2006/8/25
- Sensor-Surface: 4mm (Mechanical Surface Detection)
- Electronics: DAE4 Sn679; Calibrated: 2006/3/21
- Phantom: SAM1; Type: SAM 4.0; Serial: TP:1419
- Measurement SW: DASY4, V4.7 Build 53; Postprocessing SW: SEMCAD, V1.8 Build 172

BODY/Area Scan (41x81x1): Measurement grid: dx=15mm, dy=15mm

Maximum value of SAR (interpolated) = 0.650 mW/g


BODY/Zoom Scan (5x5x7)/Cube 0: Measurement grid: dx=8mm, dy=8mm, dz=5mm

Reference Value = 11.3 V/m; Power Drift = 0.219 dB

Peak SAR (extrapolated) = 0.884 W/kg

SAR(1 g) = 0.605 mW/g; SAR(10 g) = 0.403 mW/g

Maximum value of SAR (measured) = 0.649 mW/g



0 dB = 0.649mW/g

CH190_NB-H_ANT-V_IBM T43

DUT: BandRich-V; Type: GSM 850; Serial: 004401590000333

Communication System: GSM 850; Frequency: 836.6 MHz; Duty Cycle: 1:4

Medium: Muscle 900 MHz Medium parameters used (interpolated): $f = 836.6$ MHz; $\sigma = 0.951$ mho/m;

$\epsilon_r = 55.8$; $\rho = 1000$ kg/m³

Phantom section: Flat Section

DASY4 Configuration:

- Probe: EX3DV3 - SN3526; ConvF(11.63, 11.63, 11.63); Calibrated: 2006/8/25
- Sensor-Surface: 4mm (Mechanical Surface Detection)
- Electronics: DAE4 Sn679; Calibrated: 2006/3/21
- Phantom: SAM1; Type: SAM 4.0; Serial: TP:1419
- Measurement SW: DASY4, V4.7 Build 53; Postprocessing SW: SEMCAD, V1.8 Build 172

BODY/Area Scan (41x81x1): Measurement grid: dx=15mm, dy=15mm

Maximum value of SAR (interpolated) = 0.774 mW/g


BODY/Zoom Scan (5x5x7)/Cube 0: Measurement grid: dx=8mm, dy=8mm, dz=5mm

Reference Value = 12.4 V/m; Power Drift = 0.015 dB

Peak SAR (extrapolated) = 1.05 W/kg

SAR(1 g) = 0.720 mW/g; SAR(10 g) = 0.477 mW/g

Maximum value of SAR (measured) = 0.778 mW/g



0 dB = 0.778mW/g

CH251_NB-H_ANT-V_IBM T43

DUT: BandRich-V; Type: GSM 850; Serial: 004401590000333

Communication System: GSM 850; Frequency: 848.8 MHz; Duty Cycle: 1:4

Medium: Muscle 900 MHz Medium parameters used (interpolated): $f = 848.8$ MHz; $\sigma = 0.96$ mho/m; $\epsilon_r = 55.6$; $\rho = 1000$ kg/m³

Phantom section: Flat Section

DASY4 Configuration:

- Probe: EX3DV3 - SN3526; ConvF(11.63, 11.63, 11.63); Calibrated: 2006/8/25
- Sensor-Surface: 4mm (Mechanical Surface Detection)
- Electronics: DAE4 Sn679; Calibrated: 2006/3/21
- Phantom: SAM1; Type: SAM 4.0; Serial: TP:1419
- Measurement SW: DASY4, V4.7 Build 53; Postprocessing SW: SEMCAD, V1.8 Build 172

BODY/Area Scan (41x81x1): Measurement grid: dx=15mm, dy=15mm

Maximum value of SAR (interpolated) = 0.848 mW/g


BODY/Zoom Scan (5x5x7)/Cube 0: Measurement grid: dx=8mm, dy=8mm, dz=5mm

Reference Value = 12.8 V/m; Power Drift = -0.029 dB

Peak SAR (extrapolated) = 1.11 W/kg

SAR(1 g) = 0.777 mW/g; SAR(10 g) = 0.516 mW/g

Maximum value of SAR (measured) = 0.832 mW/g



0 dB = 0.832mW/g

CH128_NB-V_ANT-H_IBM T43

DUT: BandRich; Type: GSM 850; Serial: 004401590000333

Communication System: GSM 850; Frequency: 824.2 MHz; Duty Cycle: 1:4

Medium: Muscle 900 MHz Medium parameters used (interpolated): $f = 824.2$ MHz; $\sigma = 0.941$ mho/m;

$\epsilon_r = 55.9$; $\rho = 1000$ kg/m³

Phantom section: Flat Section

DASY4 Configuration:

- Probe: EX3DV3 - SN3526; ConvF(11.63, 11.63, 11.63); Calibrated: 2006/8/25
- Sensor-Surface: 4mm (Mechanical Surface Detection)
- Electronics: DAE4 Sn679; Calibrated: 2006/3/21
- Phantom: SAM1; Type: SAM 4.0; Serial: TP:1419
- Measurement SW: DASY4, V4.7 Build 53; Postprocessing SW: SEMCAD, V1.8 Build 172

BODY/Area Scan (51x51x1): Measurement grid: dx=15mm, dy=15mm

Maximum value of SAR (interpolated) = 0.018 mW/g

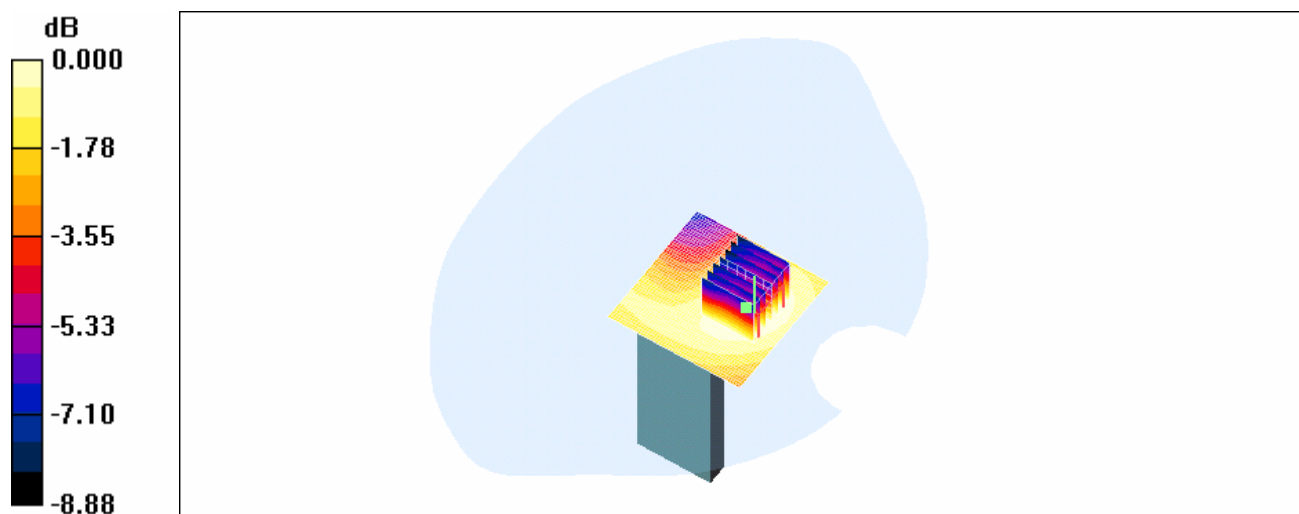
BODY/Zoom Scan (7x7x7)/Cube 0: Measurement grid: dx=5mm, dy=5mm, dz=5mm

Reference Value = 2.96 V/m; Power Drift = 0.212 dB

Peak SAR (extrapolated) = 0.023 W/kg

SAR(1 g) = 0.017 mW/g; SAR(10 g) = 0.013 mW/g

Maximum value of SAR (measured) = 0.018 mW/g



CH190_NB-V_ANT-H_IBM T43

DUT: BandRich; Type: GSM 850; Serial: 004401590000333

Communication System: GSM 850; Frequency: 836.6 MHz; Duty Cycle: 1:4

Medium: Muscle 900 MHz Medium parameters used (interpolated): $f = 836.6$ MHz; $\sigma = 0.951$ mho/m;

$\epsilon_r = 55.8$; $\rho = 1000$ kg/m³

Phantom section: Flat Section

DASY4 Configuration:

- Probe: EX3DV3 - SN3526; ConvF(11.63, 11.63, 11.63); Calibrated: 2006/8/25
- Sensor-Surface: 4mm (Mechanical Surface Detection)
- Electronics: DAE4 Sn679; Calibrated: 2006/3/21
- Phantom: SAM1; Type: SAM 4.0; Serial: TP:1419
- Measurement SW: DASY4, V4.7 Build 53; Postprocessing SW: SEMCAD, V1.8 Build 172

BODY/Area Scan (51x51x1): Measurement grid: dx=15mm, dy=15mm

Maximum value of SAR (interpolated) = 0.025 mW/g

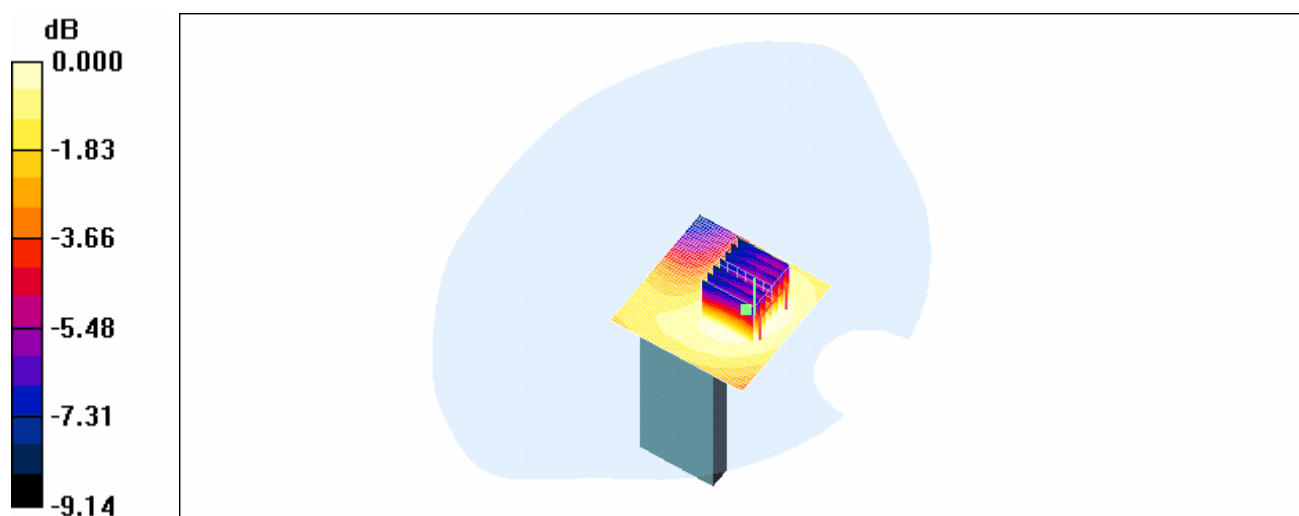
BODY/Zoom Scan (7x7x7)/Cube 0: Measurement grid: dx=5mm, dy=5mm, dz=5mm

Reference Value = 3.47 V/m; Power Drift = 0.107 dB

Peak SAR (extrapolated) = 0.031 W/kg

SAR(1 g) = 0.024 mW/g; SAR(10 g) = 0.018 mW/g

Maximum value of SAR (measured) = 0.025 mW/g



CH251_NB-V_ANT-H_IBM T43

DUT: BandRich; Type: GSM 850; Serial: 004401590000333

Communication System: GSM 850; Frequency: 848.8 MHz; Duty Cycle: 1:4

Medium: Muscle 900 MHz Medium parameters used (interpolated): $f = 848.8$ MHz; $\sigma = 0.96$ mho/m; $\epsilon_r = 55.6$; $\rho = 1000$ kg/m³

Phantom section: Flat Section

DASY4 Configuration:

- Probe: EX3DV3 - SN3526; ConvF(11.63, 11.63, 11.63); Calibrated: 2006/8/25
- Sensor-Surface: 4mm (Mechanical Surface Detection)
- Electronics: DAE4 Sn679; Calibrated: 2006/3/21
- Phantom: SAM1; Type: SAM 4.0; Serial: TP:1419
- Measurement SW: DASY4, V4.7 Build 53; Postprocessing SW: SEMCAD, V1.8 Build 172

BODY/Area Scan (51x51x1): Measurement grid: dx=15mm, dy=15mm

Maximum value of SAR (interpolated) = 0.036 mW/g

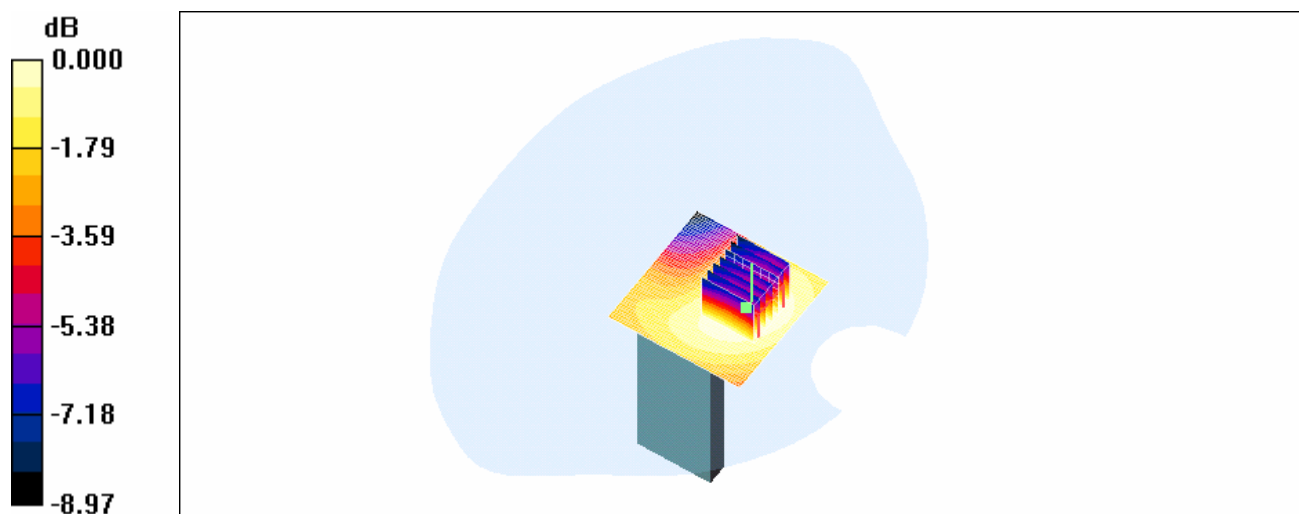
BODY/Zoom Scan (7x7x7)/Cube 0: Measurement grid: dx=5mm, dy=5mm, dz=5mm

Reference Value = 3.99 V/m; Power Drift = 0.029 dB

Peak SAR (extrapolated) = 0.045 W/kg

SAR(1 g) = 0.034 mW/g; SAR(10 g) = 0.025 mW/g

Maximum value of SAR (measured) = 0.035 mW/g



0 dB = 0.035mW/g

CH128_NB-V_ANT-V_IBM T43

DUT: BandRich-V; Type: GSM 850; Serial: 004401590000333

Communication System: GSM 850; Frequency: 824.2 MHz; Duty Cycle: 1:4

Medium: Muscle 900 MHz Medium parameters used (interpolated): $f = 824.2$ MHz; $\sigma = 0.941$ mho/m;

$\epsilon_r = 55.9$; $\rho = 1000$ kg/m³

Phantom section: Flat Section

DASY4 Configuration:

- Probe: EX3DV3 - SN3526; ConvF(11.63, 11.63, 11.63); Calibrated: 2006/8/25
- Sensor-Surface: 4mm (Mechanical Surface Detection)
- Electronics: DAE4 Sn679; Calibrated: 2006/3/21
- Phantom: SAM1; Type: SAM 4.0; Serial: TP:1419
- Measurement SW: DASY4, V4.7 Build 53; Postprocessing SW: SEMCAD, V1.8 Build 172

BODY/Area Scan (41x51x1): Measurement grid: dx=15mm, dy=15mm

Maximum value of SAR (interpolated) = 0.040 mW/g

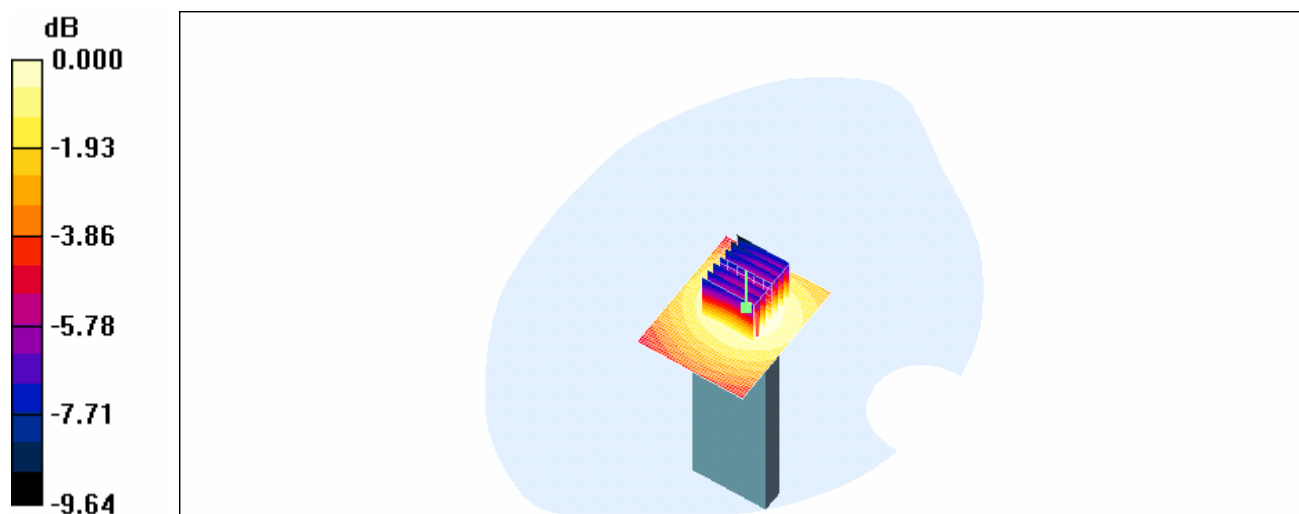
BODY/Zoom Scan (7x7x7)/Cube 0: Measurement grid: dx=5mm, dy=5mm, dz=5mm

Reference Value = 6.54 V/m; Power Drift = -0.048 dB

Peak SAR (extrapolated) = 0.050 W/kg

SAR(1 g) = 0.038 mW/g; SAR(10 g) = 0.028 mW/g

Maximum value of SAR (measured) = 0.040 mW/g



CH190_NB-V_ANT-V_IBM T43

DUT: BandRich-V; Type: GSM 850; Serial: 004401590000333

Communication System: GSM 850; Frequency: 836.6 MHz; Duty Cycle: 1:4

Medium: Muscle 900 MHz Medium parameters used (interpolated): $f = 836.6$ MHz; $\sigma = 0.951$ mho/m;

$\epsilon_r = 55.8$; $\rho = 1000$ kg/m³

Phantom section: Flat Section

DASY4 Configuration:

- Probe: EX3DV3 - SN3526; ConvF(11.63, 11.63, 11.63); Calibrated: 2006/8/25
- Sensor-Surface: 4mm (Mechanical Surface Detection)
- Electronics: DAE4 Sn679; Calibrated: 2006/3/21
- Phantom: SAM1; Type: SAM 4.0; Serial: TP:1419
- Measurement SW: DASY4, V4.7 Build 53; Postprocessing SW: SEMCAD, V1.8 Build 172

BODY/Area Scan (41x51x1): Measurement grid: dx=15mm, dy=15mm

Maximum value of SAR (interpolated) = 0.051 mW/g

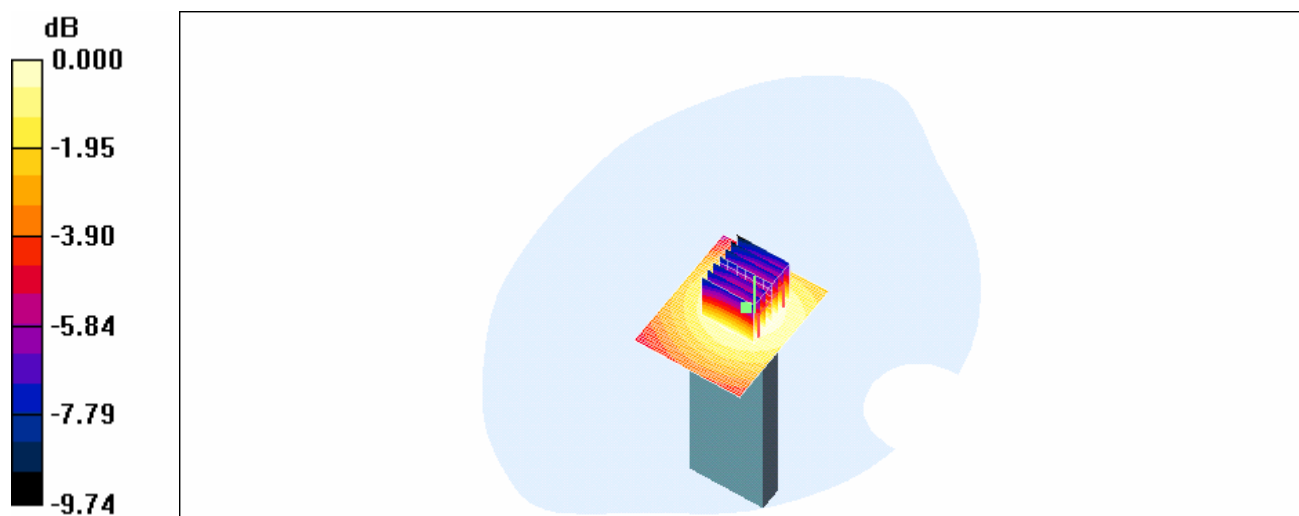
BODY/Zoom Scan (7x7x7)/Cube 0: Measurement grid: dx=5mm, dy=5mm, dz=5mm

Reference Value = 7.33 V/m; Power Drift = -0.014 dB

Peak SAR (extrapolated) = 0.065 W/kg

SAR(1 g) = 0.049 mW/g; SAR(10 g) = 0.036 mW/g

Maximum value of SAR (measured) = 0.052 mW/g



0 dB = 0.052mW/g

CH251_NB-V_ANT-V_IBM T43

DUT: BandRich-V; Type: GSM 850; Serial: 004401590000333

Communication System: GSM 850; Frequency: 848.8 MHz; Duty Cycle: 1:4

Medium: Muscle 900 MHz Medium parameters used (interpolated): $f = 848.8$ MHz; $\sigma = 0.96$ mho/m; $\epsilon_r = 55.6$; $\rho = 1000$ kg/m³

Phantom section: Flat Section

DASY4 Configuration:

- Probe: EX3DV3 - SN3526; ConvF(11.63, 11.63, 11.63); Calibrated: 2006/8/25
- Sensor-Surface: 4mm (Mechanical Surface Detection)
- Electronics: DAE4 Sn679; Calibrated: 2006/3/21
- Phantom: SAM1; Type: SAM 4.0; Serial: TP:1419
- Measurement SW: DASY4, V4.7 Build 53; Postprocessing SW: SEMCAD, V1.8 Build 172

BODY/Area Scan (41x51x1): Measurement grid: dx=15mm, dy=15mm

Maximum value of SAR (interpolated) = 0.065 mW/g

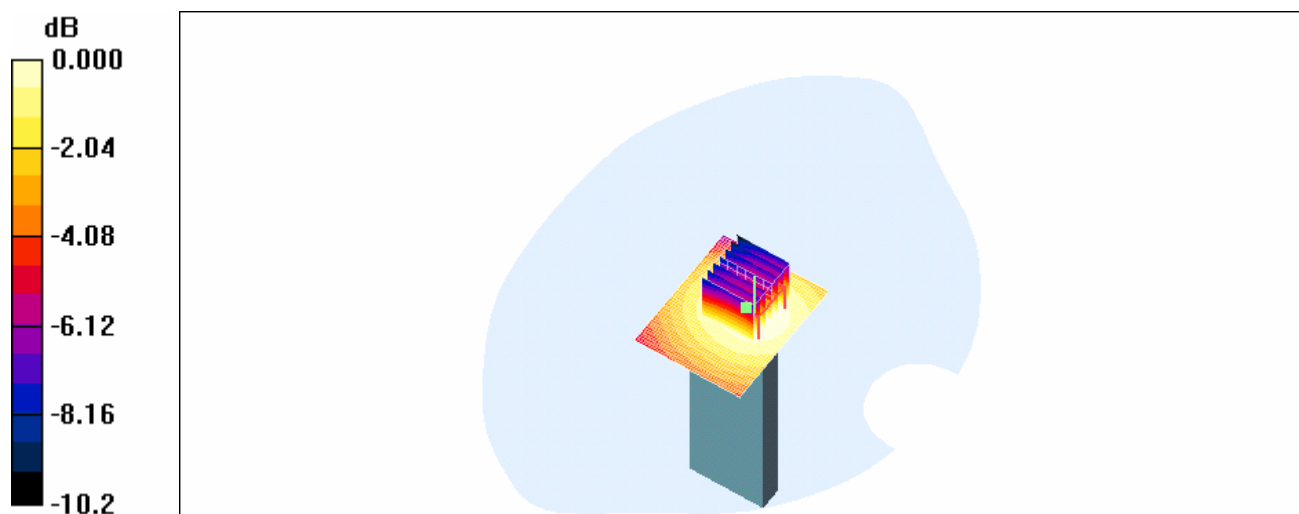
BODY/Zoom Scan (7x7x7)/Cube 0: Measurement grid: dx=5mm, dy=5mm, dz=5mm

Reference Value = 8.23 V/m; Power Drift = -0.017 dB

Peak SAR (extrapolated) = 0.082 W/kg

SAR(1 g) = 0.062 mW/g; SAR(10 g) = 0.046 mW/g

Maximum value of SAR (measured) = 0.066 mW/g



0 dB = 0.066mW/g

CH512_NB-H_ANT-H_IBM T43

DUT: BandRich; Type: GSM 1900; Serial: 004401590000333

Communication System: GSM1900; Frequency: 1850.2 MHz; Duty Cycle: 1:4

Medium: M1800 & 1900 Medium parameters used (interpolated): $f = 1850.2$ MHz; $\sigma = 1.52$ mho/m; $\epsilon_r = 53.4$; $\rho = 1000$ kg/m³

Phantom section: Flat Section

DASY4 Configuration:

- Probe: EX3DV3 - SN3526; ConvF(9.64, 9.64, 9.64); Calibrated: 2006/8/25
- Sensor-Surface: 4mm (Mechanical Surface Detection)
- Electronics: DAE4 Sn679; Calibrated: 2006/3/21
- Phantom: SAM2; Type: SAM 4.0; Serial: TP:1270
- Measurement SW: DASY4, V4.7 Build 53; Postprocessing SW: SEMCAD, V1.8 Build 172

BODY/Area Scan (41x81x1): Measurement grid: dx=15mm, dy=15mm

Maximum value of SAR (interpolated) = 0.668 mW/g

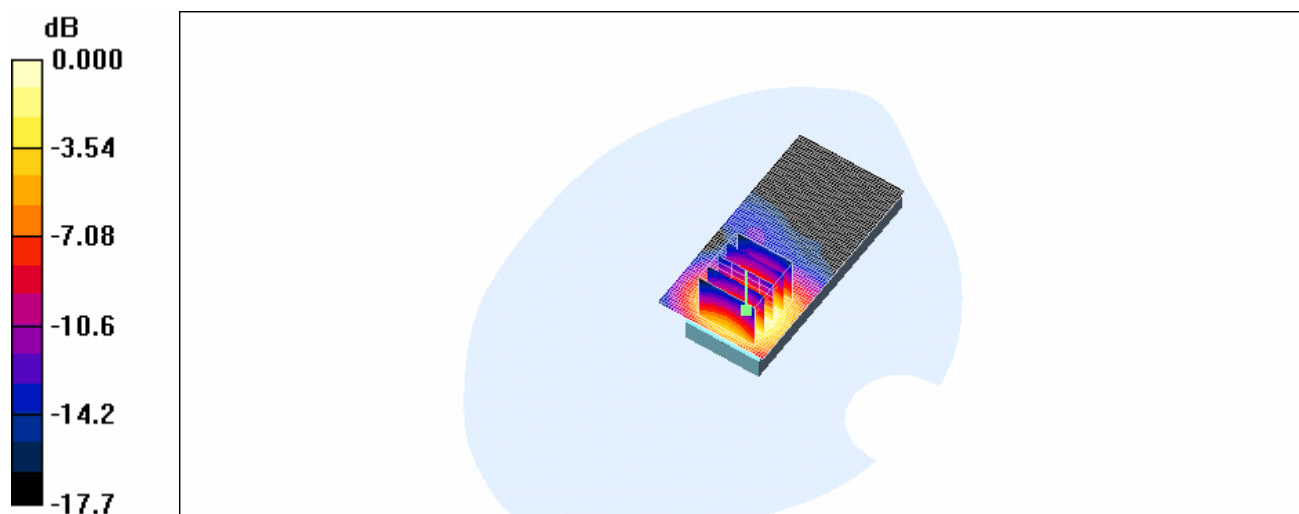
BODY/Zoom Scan (5x5x7)/Cube 0: Measurement grid: dx=8mm, dy=8mm, dz=5mm

Reference Value = 17.1 V/m; Power Drift = -0.043 dB

Peak SAR (extrapolated) = 0.978 W/kg

SAR(1 g) = 0.572 mW/g; SAR(10 g) = 0.315 mW/g

Maximum value of SAR (measured) = 0.617 mW/g



0 dB = 0.617mW/g

CH661_NB-H_ANT-H_IBM T43

DUT: BandRich; Type: GSM 1900; Serial: 004401590000333

Communication System: GSM1900; Frequency: 1880 MHz;Duty Cycle: 1:4

Medium: M1800 & 1900 Medium parameters used (interpolated): $f = 1880$ MHz; $\sigma = 1.54$ mho/m; $\epsilon_r = 53.2$; $\rho = 1000$ kg/m³

Phantom section: Flat Section

DASY4 Configuration:

- Probe: EX3DV3 - SN3526; ConvF(9.64, 9.64, 9.64); Calibrated: 2006/8/25
- Sensor-Surface: 4mm (Mechanical Surface Detection)
- Electronics: DAE4 Sn679; Calibrated: 2006/3/21
- Phantom: SAM2; Type: SAM 4.0; Serial: TP:1270
- Measurement SW: DASY4, V4.7 Build 53; Postprocessing SW: SEMCAD, V1.8 Build 172

BODY/Area Scan (41x81x1): Measurement grid: dx=15mm, dy=15mm

Maximum value of SAR (interpolated) = 0.855 mW/g

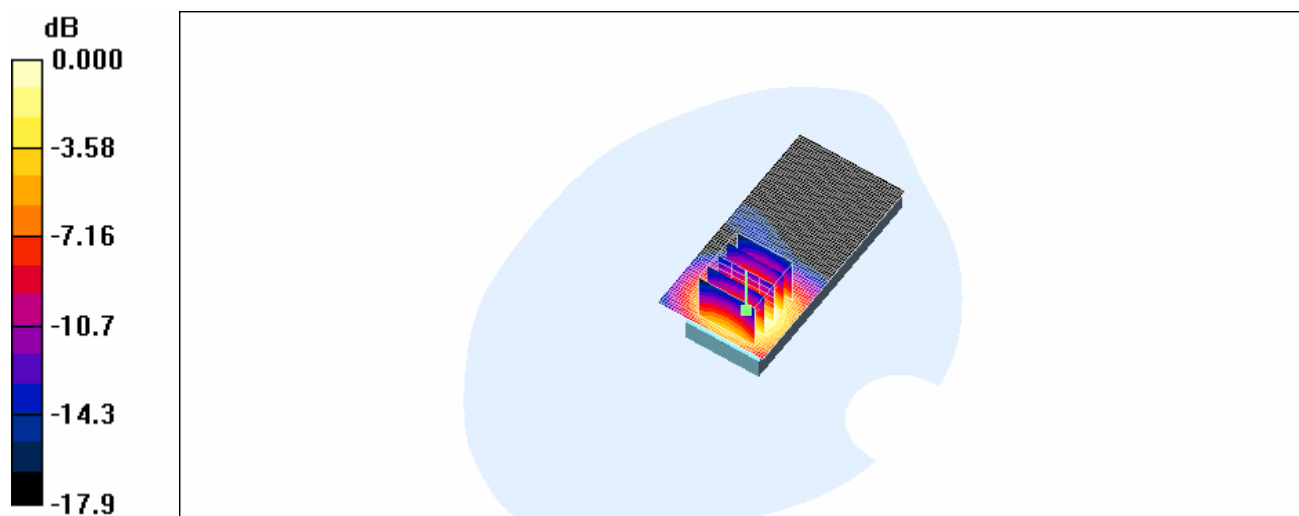
BODY/Zoom Scan (5x5x7)/Cube 0: Measurement grid: dx=8mm, dy=8mm, dz=5mm

Reference Value = 19.0 V/m; Power Drift = -0.018 dB

Peak SAR (extrapolated) = 1.26 W/kg

SAR(1 g) = 0.728 mW/g; SAR(10 g) = 0.399 mW/g

Maximum value of SAR (measured) = 0.797 mW/g



CH810_NB-H_ANT-H_IBM T43

DUT: BandRich; Type: GSM 1900; Serial: 004401590000333

Communication System: GSM1900; Frequency: 1909.8 MHz; Duty Cycle: 1:4

Medium: M1800 & 1900 Medium parameters used: $f = 1910$ MHz; $\sigma = 1.57$ mho/m; $\epsilon_r = 53.1$; $\rho = 1000$ kg/m³

Phantom section: Flat Section

DASY4 Configuration:

- Probe: EX3DV3 - SN3526; ConvF(9.64, 9.64, 9.64); Calibrated: 2006/8/25
- Sensor-Surface: 4mm (Mechanical Surface Detection)
- Electronics: DAE4 Sn679; Calibrated: 2006/3/21
- Phantom: SAM2; Type: SAM 4.0; Serial: TP:1270
- Measurement SW: DASY4, V4.7 Build 53; Postprocessing SW: SEMCAD, V1.8 Build 172

BODY/Area Scan (41x81x1): Measurement grid: dx=15mm, dy=15mm

Maximum value of SAR (interpolated) = 0.652 mW/g

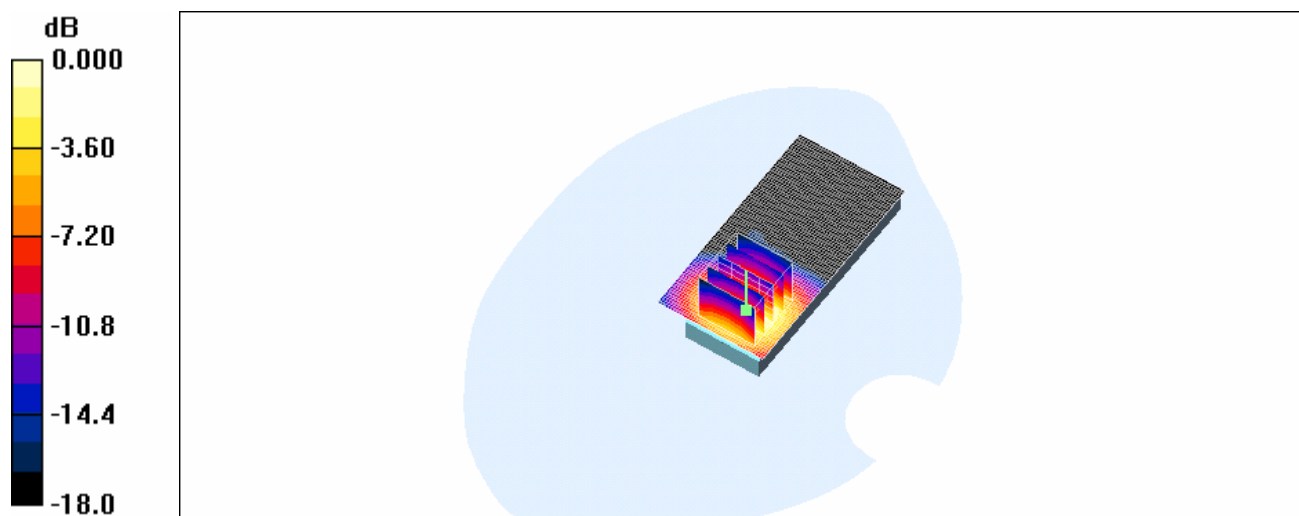
BODY/Zoom Scan (5x5x7)/Cube 0: Measurement grid: dx=8mm, dy=8mm, dz=5mm

Reference Value = 16.3 V/m; Power Drift = 0.041 dB

Peak SAR (extrapolated) = 0.969 W/kg

SAR(1 g) = 0.562 mW/g; SAR(10 g) = 0.306 mW/g

Maximum value of SAR (measured) = 0.618 mW/g



0 dB = 0.618mW/g

CH512_NB-H_ANT-V_IBM T43

DUT: BandRich-V; Type: GSM 1900; Serial: 004401590000333

Communication System: GSM1900; Frequency: 1850.2 MHz; Duty Cycle: 1:4

Medium: M1800 & 1900 Medium parameters used (interpolated): $f = 1850.2$ MHz; $\sigma = 1.52$ mho/m; $\epsilon_r = 53.4$; $\rho = 1000$ kg/m³

Phantom section: Flat Section

DASY4 Configuration:

- Probe: EX3DV3 - SN3526; ConvF(9.64, 9.64, 9.64); Calibrated: 2006/8/25
- Sensor-Surface: 4mm (Mechanical Surface Detection)
- Electronics: DAE4 Sn679; Calibrated: 2006/3/21
- Phantom: SAM2; Type: SAM 4.0; Serial: TP:1270
- Measurement SW: DASY4, V4.7 Build 53; Postprocessing SW: SEMCAD, V1.8 Build 172

BODY/Area Scan (51x81x1): Measurement grid: dx=15mm, dy=15mm

Maximum value of SAR (interpolated) = 0.080 mW/g


BODY/Zoom Scan (5x5x7)/Cube 0: Measurement grid: dx=8mm, dy=8mm, dz=5mm

Reference Value = 6.65 V/m; Power Drift = -0.013 dB

Peak SAR (extrapolated) = 0.122 W/kg

SAR(1 g) = 0.073 mW/g; SAR(10 g) = 0.042 mW/g

Maximum value of SAR (measured) = 0.078 mW/g



0 dB = 0.078mW/g

CH661_NB-H_ANT-V_IBM T43

DUT: BandRich-V; Type: GSM 1900; Serial: 004401590000333

Communication System: GSM1900; Frequency: 1880 MHz; Duty Cycle: 1:4

Medium: M1800 & 1900 Medium parameters used (interpolated): $f = 1880$ MHz; $\sigma = 1.54$ mho/m; $\epsilon_r = 53.2$; $\rho = 1000$ kg/m³

Phantom section: Flat Section

DASY4 Configuration:

- Probe: EX3DV3 - SN3526; ConvF(9.64, 9.64, 9.64); Calibrated: 2006/8/25
- Sensor-Surface: 4mm (Mechanical Surface Detection)
- Electronics: DAE4 Sn679; Calibrated: 2006/3/21
- Phantom: SAM2; Type: SAM 4.0; Serial: TP:1270
- Measurement SW: DASY4, V4.7 Build 53; Postprocessing SW: SEMCAD, V1.8 Build 172

BODY/Area Scan (51x81x1): Measurement grid: dx=15mm, dy=15mm

Maximum value of SAR (interpolated) = 0.086 mW/g

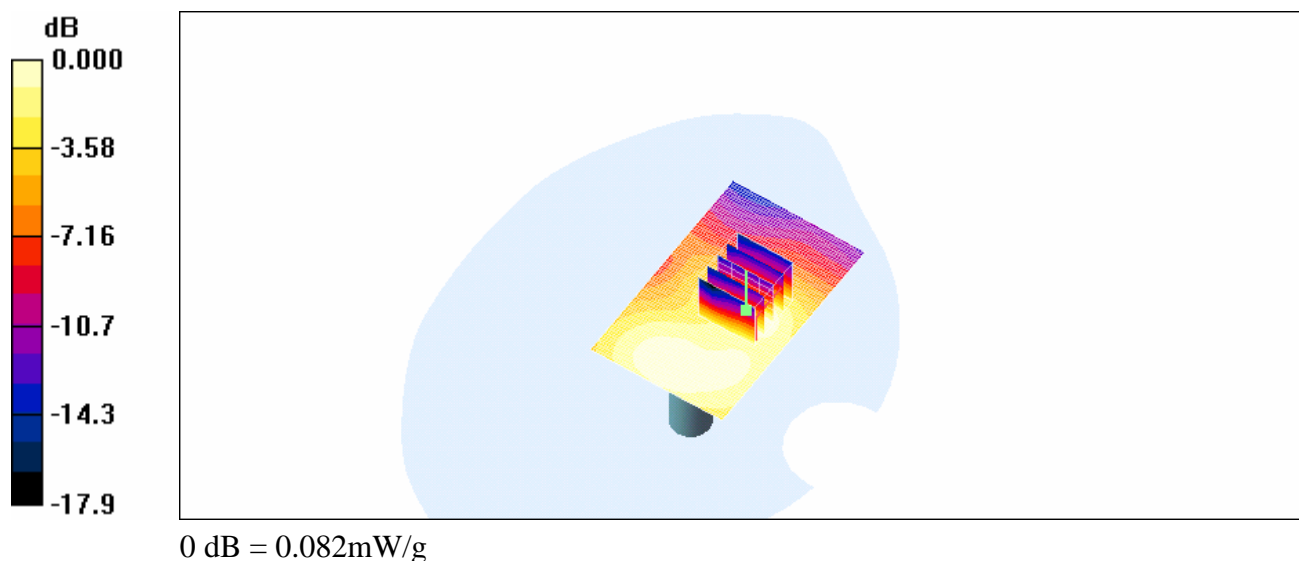
BODY/Zoom Scan (5x5x7)/Cube 0: Measurement grid: dx=8mm, dy=8mm, dz=5mm

Reference Value = 7.01 V/m; Power Drift = -0.012 dB

Peak SAR (extrapolated) = 0.128 W/kg

SAR(1 g) = 0.077 mW/g; SAR(10 g) = 0.045 mW/g

Maximum value of SAR (measured) = 0.082 mW/g



CH810_NB-H_ANT-V_IBM T43

DUT: BandRich-V; Type: GSM 1900; Serial: 004401590000333

Communication System: GSM1900; Frequency: 1909.8 MHz; Duty Cycle: 1:4

Medium: M1800 & 1900 Medium parameters used: $f = 1910$ MHz; $\sigma = 1.57$ mho/m; $\epsilon_r = 53.1$; $\rho = 1000$ kg/m³

Phantom section: Flat Section

DASY4 Configuration:

- Probe: EX3DV3 - SN3526; ConvF(9.64, 9.64, 9.64); Calibrated: 2006/8/25
- Sensor-Surface: 4mm (Mechanical Surface Detection)
- Electronics: DAE4 Sn679; Calibrated: 2006/3/21
- Phantom: SAM2; Type: SAM 4.0; Serial: TP:1270
- Measurement SW: DASY4, V4.7 Build 53; Postprocessing SW: SEMCAD, V1.8 Build 172

BODY/Area Scan (51x81x1): Measurement grid: dx=15mm, dy=15mm

Maximum value of SAR (interpolated) = 0.068 mW/g


BODY/Zoom Scan (5x5x7)/Cube 0: Measurement grid: dx=8mm, dy=8mm, dz=5mm

Reference Value = 6.19 V/m; Power Drift = 0.019 dB

Peak SAR (extrapolated) = 0.097 W/kg

SAR(1 g) = 0.065 mW/g; SAR(10 g) = 0.041 mW/g

Maximum value of SAR (measured) = 0.069 mW/g



0 dB = 0.069mW/g

CH512_NB-V_ANT-H_IBM T43

DUT: BandRich; Type: GSM 1900; Serial: 004401590000333

Communication System: GSM1900; Frequency: 1850.2 MHz; Duty Cycle: 1:4

Medium: M1800 & 1900 Medium parameters used (interpolated): $f = 1850.2$ MHz; $\sigma = 1.52$ mho/m; $\epsilon_r = 53.4$; $\rho = 1000$ kg/m³

Phantom section: Flat Section

DASY4 Configuration:

- Probe: EX3DV3 - SN3526; ConvF(9.64, 9.64, 9.64); Calibrated: 2006/8/25
- Sensor-Surface: 4mm (Mechanical Surface Detection)
- Electronics: DAE4 Sn679; Calibrated: 2006/3/21
- Phantom: SAM2; Type: SAM 4.0; Serial: TP:1270
- Measurement SW: DASY4, V4.7 Build 53; Postprocessing SW: SEMCAD, V1.8 Build 172

BODY/Area Scan (41x51x1): Measurement grid: dx=15mm, dy=15mm

Maximum value of SAR (interpolated) = 0.320 mW/g

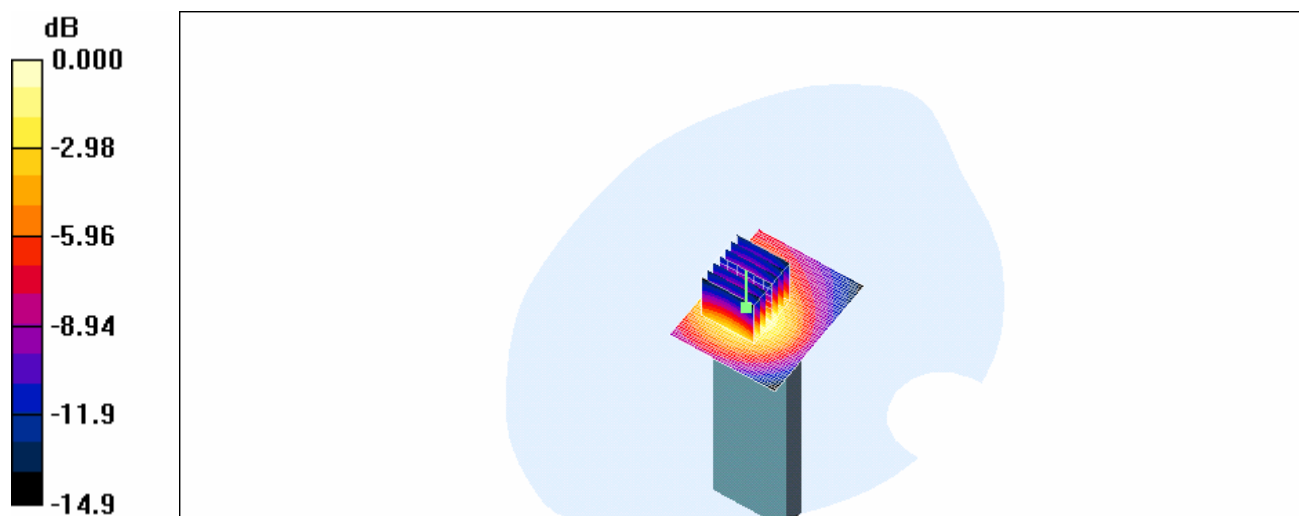
BODY/Zoom Scan (7x7x7)/Cube 0: Measurement grid: dx=5mm, dy=5mm, dz=5mm

Reference Value = 13.2 V/m; Power Drift = 0.030 dB

Peak SAR (extrapolated) = 0.455 W/kg

SAR(1 g) = 0.288 mW/g; SAR(10 g) = 0.171 mW/g

Maximum value of SAR (measured) = 0.314 mW/g



0 dB = 0.314mW/g

CH661_NB-V_ANT-H_IBM T43

DUT: BandRich; Type: GSM 1900; Serial: 004401590000333

Communication System: GSM1900; Frequency: 1880 MHz; Duty Cycle: 1:4

Medium: M1800 & 1900 Medium parameters used (interpolated): $f = 1880$ MHz; $\sigma = 1.54$ mho/m; $\epsilon_r = 53.2$; $\rho = 1000$ kg/m³

Phantom section: Flat Section

DASY4 Configuration:

- Probe: EX3DV3 - SN3526; ConvF(9.64, 9.64, 9.64); Calibrated: 2006/8/25
- Sensor-Surface: 4mm (Mechanical Surface Detection)
- Electronics: DAE4 Sn679; Calibrated: 2006/3/21
- Phantom: SAM2; Type: SAM 4.0; Serial: TP:1270
- Measurement SW: DASY4, V4.7 Build 53; Postprocessing SW: SEMCAD, V1.8 Build 172

BODY/Area Scan (41x51x1): Measurement grid: dx=15mm, dy=15mm

Maximum value of SAR (interpolated) = 0.401 mW/g

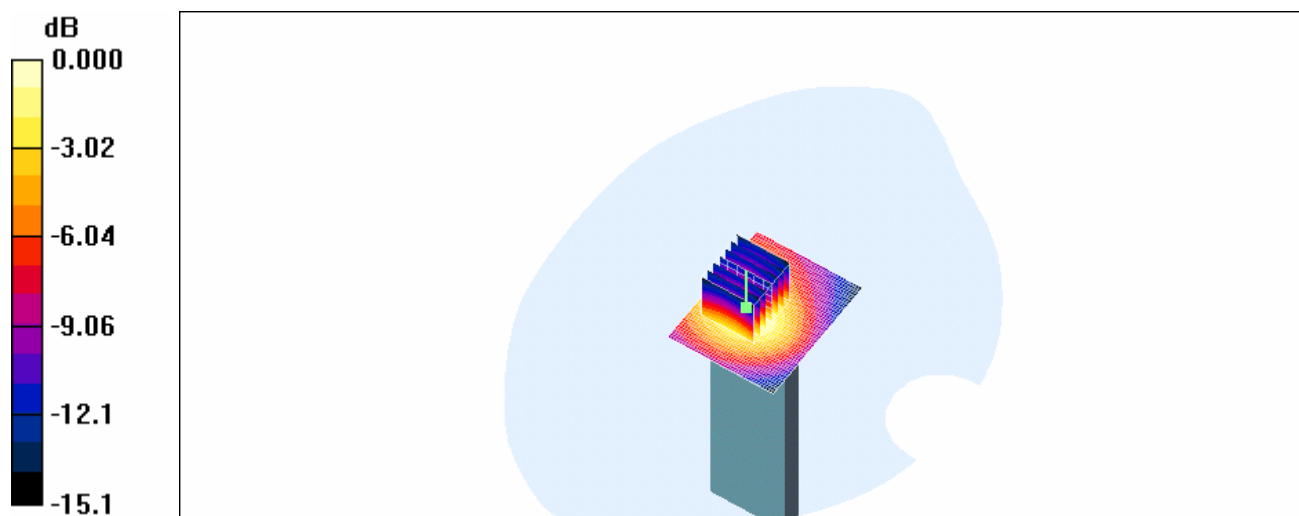
BODY/Zoom Scan (7x7x7)/Cube 0: Measurement grid: dx=5mm, dy=5mm, dz=5mm

Reference Value = 14.8 V/m; Power Drift = 0.077 dB

Peak SAR (extrapolated) = 0.583 W/kg

SAR(1 g) = 0.363 mW/g; SAR(10 g) = 0.214 mW/g

Maximum value of SAR (measured) = 0.400 mW/g



0 dB = 0.400mW/g

CH810_NB-V_ANT-H_IBM T43

DUT: BandRich; Type: GSM 1900; Serial: 004401590000333

Communication System: GSM1900; Frequency: 1909.8 MHz; Duty Cycle: 1:4

Medium: M1800 & 1900 Medium parameters used: $f = 1910$ MHz; $\sigma = 1.57$ mho/m; $\epsilon_r = 53.1$; $\rho = 1000$ kg/m³

Phantom section: Flat Section

DASY4 Configuration:

- Probe: EX3DV3 - SN3526; ConvF(9.64, 9.64, 9.64); Calibrated: 2006/8/25
- Sensor-Surface: 4mm (Mechanical Surface Detection)
- Electronics: DAE4 Sn679; Calibrated: 2006/3/21
- Phantom: SAM2; Type: SAM 4.0; Serial: TP:1270
- Measurement SW: DASY4, V4.7 Build 53; Postprocessing SW: SEMCAD, V1.8 Build 172

BODY/Area Scan (41x51x1): Measurement grid: dx=15mm, dy=15mm

Maximum value of SAR (interpolated) = 0.318 mW/g

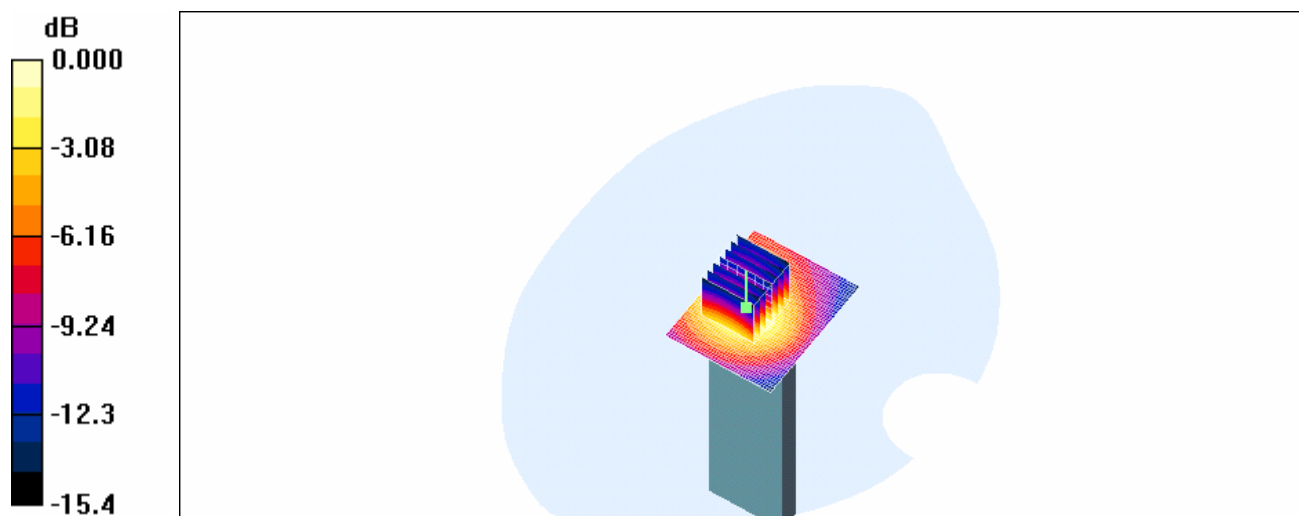
BODY/Zoom Scan (7x7x7)/Cube 0: Measurement grid: dx=5mm, dy=5mm, dz=5mm

Reference Value = 13.2 V/m; Power Drift = 0.140 dB

Peak SAR (extrapolated) = 0.476 W/kg

SAR(1 g) = 0.291 mW/g; SAR(10 g) = 0.171 mW/g

Maximum value of SAR (measured) = 0.319 mW/g



0 dB = 0.319mW/g

CH512_NB-V_ANT-V_IBM T43

DUT: BandRich-V; Type: GSM 1900; Serial: 004401590000333

Communication System: GSM1900; Frequency: 1850.2 MHz; Duty Cycle: 1:4

Medium: M1800 & 1900 Medium parameters used (interpolated): $f = 1850.2$ MHz; $\sigma = 1.52$ mho/m; $\epsilon_r = 53.4$; $\rho = 1000$ kg/m³

Phantom section: Flat Section

DASY4 Configuration:

- Probe: EX3DV3 - SN3526; ConvF(9.64, 9.64, 9.64); Calibrated: 2006/8/25
- Sensor-Surface: 4mm (Mechanical Surface Detection)
- Electronics: DAE4 Sn679; Calibrated: 2006/3/21
- Phantom: SAM2; Type: SAM 4.0; Serial: TP:1270
- Measurement SW: DASY4, V4.7 Build 53; Postprocessing SW: SEMCAD, V1.8 Build 172

BODY/Area Scan (41x51x1): Measurement grid: dx=15mm, dy=15mm

Maximum value of SAR (interpolated) = 0.231 mW/g

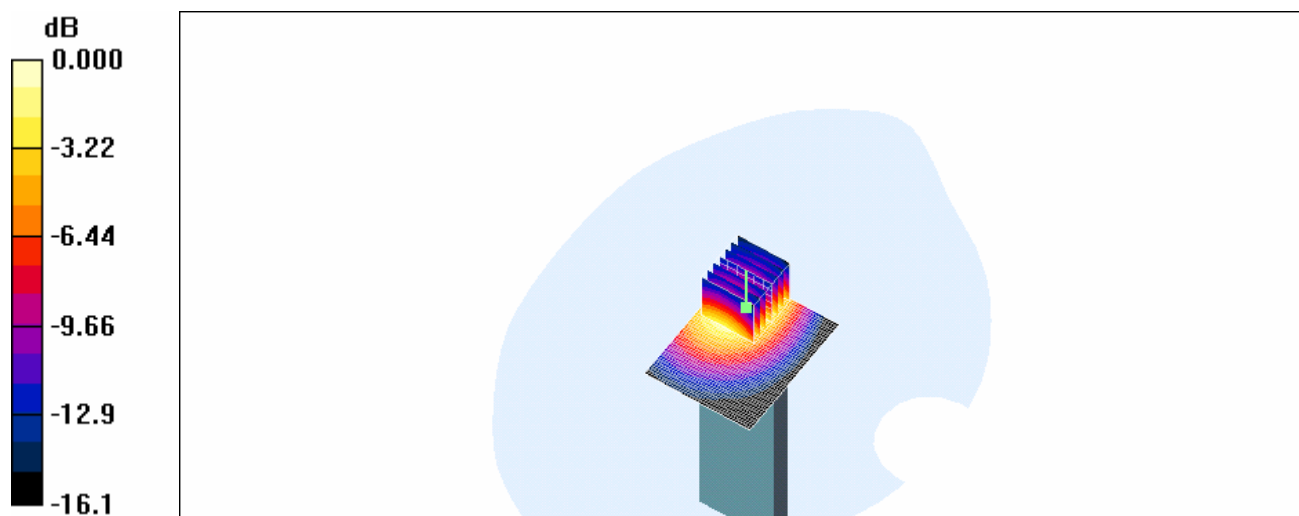
BODY/Zoom Scan (7x7x7)/Cube 0: Measurement grid: dx=5mm, dy=5mm, dz=5mm

Reference Value = 7.94 V/m; Power Drift = -0.032 dB

Peak SAR (extrapolated) = 0.345 W/kg

SAR(1 g) = 0.210 mW/g; SAR(10 g) = 0.121 mW/g

Maximum value of SAR (measured) = 0.233 mW/g



0 dB = 0.233mW/g

CH661_NB-V_ANT-V_IBM T43

DUT: BandRich-V; Type: GSM 1900; Serial: 004401590000333

Communication System: GSM1900; Frequency: 1880 MHz; Duty Cycle: 1:4

Medium: M1800 & 1900 Medium parameters used (interpolated): $f = 1880$ MHz; $\sigma = 1.54$ mho/m; $\epsilon_r = 53.2$; $\rho = 1000$ kg/m³

Phantom section: Flat Section

DASY4 Configuration:

- Probe: EX3DV3 - SN3526; ConvF(9.64, 9.64, 9.64); Calibrated: 2006/8/25
- Sensor-Surface: 4mm (Mechanical Surface Detection)
- Electronics: DAE4 Sn679; Calibrated: 2006/3/21
- Phantom: SAM2; Type: SAM 4.0; Serial: TP:1270
- Measurement SW: DASY4, V4.7 Build 53; Postprocessing SW: SEMCAD, V1.8 Build 172

BODY/Area Scan (41x51x1): Measurement grid: dx=15mm, dy=15mm

Maximum value of SAR (interpolated) = 0.297 mW/g

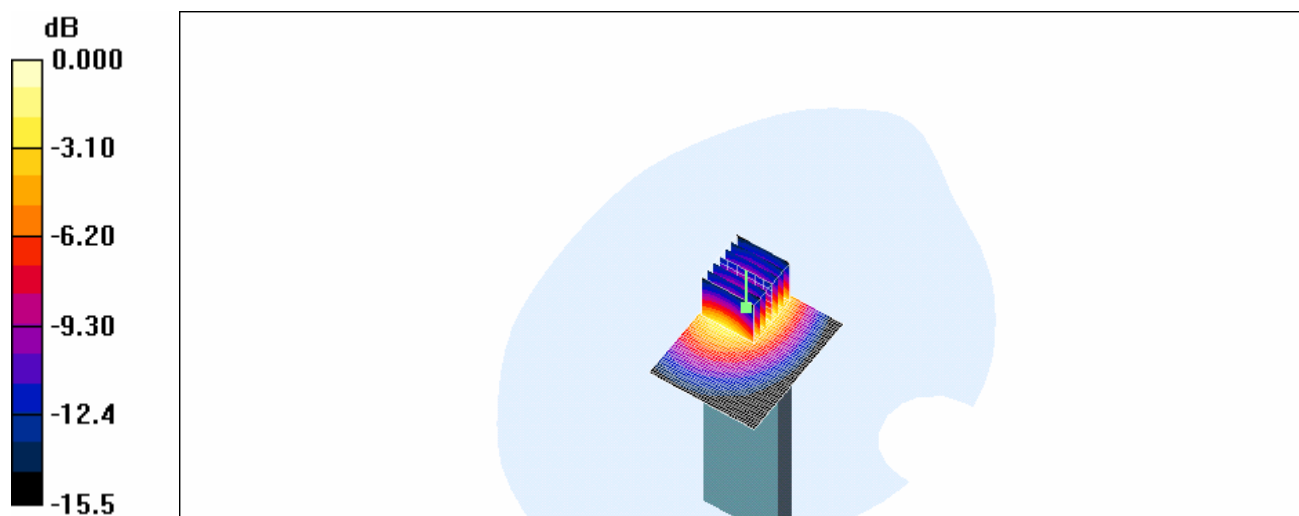
BODY/Zoom Scan (7x7x7)/Cube 0: Measurement grid: dx=5mm, dy=5mm, dz=5mm

Reference Value = 8.92 V/m; Power Drift = 0.209 dB

Peak SAR (extrapolated) = 0.452 W/kg

SAR(1 g) = 0.280 mW/g; SAR(10 g) = 0.161 mW/g

Maximum value of SAR (measured) = 0.308 mW/g



0 dB = 0.308mW/g

CH810_NB-V_ANT-V_IBM T43

DUT: BandRich-V; Type: GSM 1900; Serial: 004401590000333

Communication System: GSM1900; Frequency: 1909.8 MHz; Duty Cycle: 1:4

Medium: M1800 & 1900 Medium parameters used: $f = 1910$ MHz; $\sigma = 1.57$ mho/m; $\epsilon_r = 53.1$; $\rho = 1000$ kg/m³

Phantom section: Flat Section

DASY4 Configuration:

- Probe: EX3DV3 - SN3526; ConvF(9.64, 9.64, 9.64); Calibrated: 2006/8/25
- Sensor-Surface: 4mm (Mechanical Surface Detection)
- Electronics: DAE4 Sn679; Calibrated: 2006/3/21
- Phantom: SAM2; Type: SAM 4.0; Serial: TP:1270
- Measurement SW: DASY4, V4.7 Build 53; Postprocessing SW: SEMCAD, V1.8 Build 172

BODY/Area Scan (41x51x1): Measurement grid: dx=15mm, dy=15mm

Maximum value of SAR (interpolated) = 0.237 mW/g

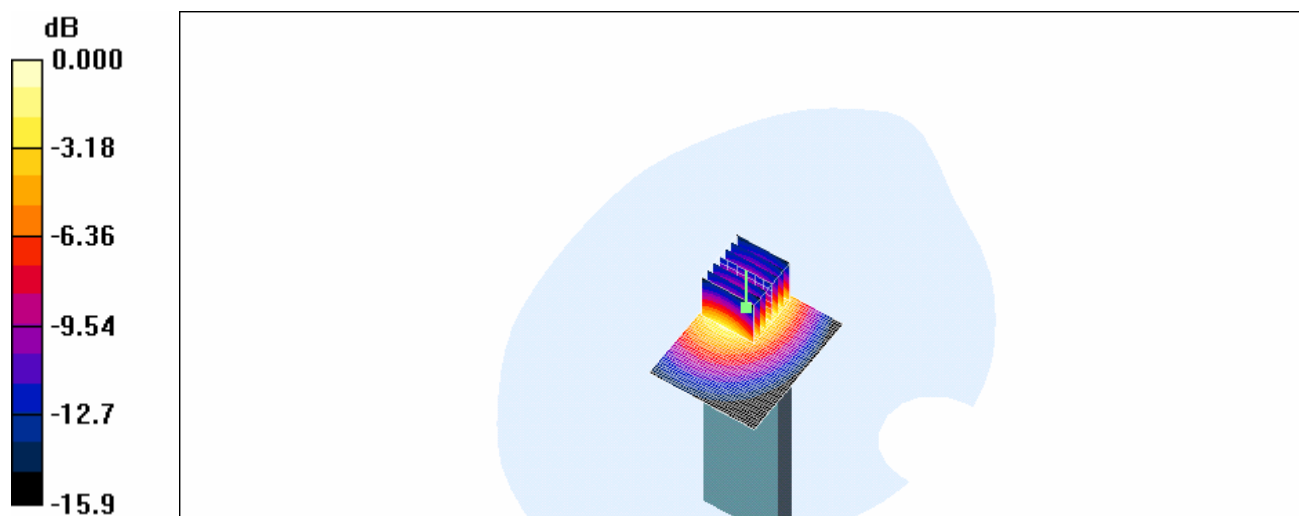
BODY/Zoom Scan (7x7x7)/Cube 0: Measurement grid: dx=5mm, dy=5mm, dz=5mm

Reference Value = 7.95 V/m; Power Drift = 0.008 dB

Peak SAR (extrapolated) = 0.353 W/kg

SAR(1 g) = 0.218 mW/g; SAR(10 g) = 0.126 mW/g

Maximum value of SAR (measured) = 0.239 mW/g



CH9262_NB-H_ANT-H_IBM T43

DUT: BandRich; Type: BAND 2; Serial: 004401590000333

Communication System: WCDMA BAND2; Frequency: 1852.4 MHz; Duty Cycle: 1:1

Medium: WCDMA B2 Medium parameters used (interpolated): $f = 1852.4$ MHz; $\sigma = 1.52$ mho/m; $\epsilon_r = 52.6$; $\rho = 1000$ kg/m³

Phantom section: Flat Section

DASY4 Configuration:

- Probe: EX3DV3 - SN3526; ConvF(9.64, 9.64, 9.64); Calibrated: 2006/8/25
- Sensor-Surface: 4mm (Mechanical Surface Detection)
- Electronics: DAE4 Sn679; Calibrated: 2006/3/21
- Phantom: SAM2; Type: SAM 4.0; Serial: TP:1270
- Measurement SW: DASY4, V4.7 Build 53; Postprocessing SW: SEMCAD, V1.8 Build 172

BODY/Area Scan (41x81x1): Measurement grid: dx=15mm, dy=15mm

Maximum value of SAR (interpolated) = 0.412 mW/g

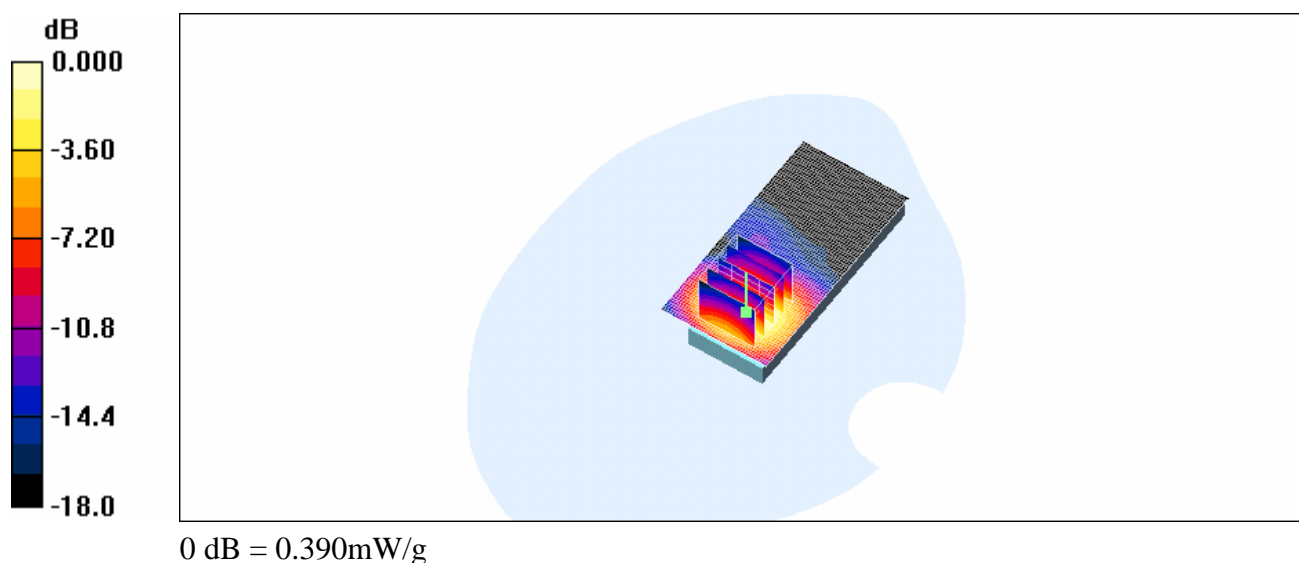
BODY/Zoom Scan (5x5x7)/Cube 0: Measurement grid: dx=8mm, dy=8mm, dz=5mm

Reference Value = 12.5 V/m; Power Drift = -0.143 dB

Peak SAR (extrapolated) = 0.617 W/kg

SAR(1 g) = 0.353 mW/g; SAR(10 g) = 0.191 mW/g

Maximum value of SAR (measured) = 0.390 mW/g



CH9400_NB-H_ANT-H_IBM T43

DUT: BandRich; Type: BAND 2; Serial: 004401590000333

Communication System: WCDMA BAND2; Frequency: 1880 MHz; Duty Cycle: 1:1

Medium: WCDMA B2 Medium parameters used: $f = 1880$ MHz; $\sigma = 1.55$ mho/m; $\epsilon_r = 52.5$; $\rho = 1000$ kg/m³

Phantom section: Flat Section

DASY4 Configuration:

- Probe: EX3DV3 - SN3526; ConvF(9.64, 9.64, 9.64); Calibrated: 2006/8/25
- Sensor-Surface: 4mm (Mechanical Surface Detection)
- Electronics: DAE4 Sn679; Calibrated: 2006/3/21
- Phantom: SAM2; Type: SAM 4.0; Serial: TP:1270
- Measurement SW: DASY4, V4.7 Build 53; Postprocessing SW: SEMCAD, V1.8 Build 172

BODY/Area Scan (41x81x1): Measurement grid: dx=15mm, dy=15mm

Maximum value of SAR (interpolated) = 0.325 mW/g


BODY/Zoom Scan (5x5x7)/Cube 0: Measurement grid: dx=8mm, dy=8mm, dz=5mm

Reference Value = 10.7 V/m; Power Drift = 0.032 dB

Peak SAR (extrapolated) = 0.511 W/kg

SAR(1 g) = 0.282 mW/g; SAR(10 g) = 0.150 mW/g

Maximum value of SAR (measured) = 0.319 mW/g



0 dB = 0.319mW/g

CH9538_NB-H_ANT-H_IBM T43

DUT: BandRich; Type: BAND 2; Serial: 004401590000333

Communication System: WCDMA BAND2; Frequency: 1907.6 MHz; Duty Cycle: 1:1

Medium: WCDMA B2 Medium parameters used: $f = 1908$ MHz; $\sigma = 1.58$ mho/m; $\epsilon_r = 52.4$; $\rho = 1000$ kg/m³

Phantom section: Flat Section

DASY4 Configuration:

- Probe: EX3DV3 - SN3526; ConvF(9.64, 9.64, 9.64); Calibrated: 2006/8/25
- Sensor-Surface: 4mm (Mechanical Surface Detection)
- Electronics: DAE4 Sn679; Calibrated: 2006/3/21
- Phantom: SAM2; Type: SAM 4.0; Serial: TP:1270
- Measurement SW: DASY4, V4.7 Build 53; Postprocessing SW: SEMCAD, V1.8 Build 172

BODY/Area Scan (41x81x1): Measurement grid: dx=15mm, dy=15mm

Maximum value of SAR (interpolated) = 0.517 mW/g


BODY/Zoom Scan (5x5x7)/Cube 0: Measurement grid: dx=8mm, dy=8mm, dz=5mm

Reference Value = 13.5 V/m; Power Drift = 0.043 dB

Peak SAR (extrapolated) = 0.784 W/kg

SAR(1 g) = 0.449 mW/g; SAR(10 g) = 0.242 mW/g

Maximum value of SAR (measured) = 0.498 mW/g



CH9262_NB-H_ANT-V_IBM T43

DUT: BandRich-V; Type: BAND 2; Serial: 004401590000333

Communication System: WCDMA BAND2; Frequency: 1852.4 MHz; Duty Cycle: 1:1

Medium: WCDMA B2 Medium parameters used (interpolated): $f = 1852.4$ MHz; $\sigma = 1.52$ mho/m; $\epsilon_r = 52.6$; $\rho = 1000$ kg/m³

Phantom section: Flat Section

DASY4 Configuration:

- Probe: EX3DV3 - SN3526; ConvF(9.64, 9.64, 9.64); Calibrated: 2006/8/25
- Sensor-Surface: 4mm (Mechanical Surface Detection)
- Electronics: DAE4 Sn679; Calibrated: 2006/3/21
- Phantom: SAM2; Type: SAM 4.0; Serial: TP:1270
- Measurement SW: DASY4, V4.7 Build 53; Postprocessing SW: SEMCAD, V1.8 Build 172

BODY/Area Scan (51x81x1): Measurement grid: dx=15mm, dy=15mm

Maximum value of SAR (interpolated) = 0.055 mW/g


BODY/Zoom Scan (5x5x7)/Cube 0: Measurement grid: dx=8mm, dy=8mm, dz=5mm

Reference Value = 5.63 V/m; Power Drift = 0.083 dB

Peak SAR (extrapolated) = 0.088 W/kg

SAR(1 g) = 0.052 mW/g; SAR(10 g) = 0.030 mW/g

Maximum value of SAR (measured) = 0.057 mW/g



CH9400_NB-H_ANT-V_IBM T43

DUT: BandRich-V; Type: BAND 2; Serial: 004401590000333

Communication System: WCDMA BAND2; Frequency: 1880 MHz; Duty Cycle: 1:1

Medium: WCDMA B2 Medium parameters used: $f = 1880$ MHz; $\sigma = 1.55$ mho/m; $\epsilon_r = 52.5$; $\rho = 1000$ kg/m³

Phantom section: Flat Section

DASY4 Configuration:

- Probe: EX3DV3 - SN3526; ConvF(9.64, 9.64, 9.64); Calibrated: 2006/8/25
- Sensor-Surface: 4mm (Mechanical Surface Detection)
- Electronics: DAE4 Sn679; Calibrated: 2006/3/21
- Phantom: SAM2; Type: SAM 4.0; Serial: TP:1270
- Measurement SW: DASY4, V4.7 Build 53; Postprocessing SW: SEMCAD, V1.8 Build 172

BODY/Area Scan (51x81x1): Measurement grid: dx=15mm, dy=15mm

Maximum value of SAR (interpolated) = 0.042 mW/g


BODY/Zoom Scan (5x5x7)/Cube 0: Measurement grid: dx=8mm, dy=8mm, dz=5mm

Reference Value = 4.73 V/m; Power Drift = 0.001 dB

Peak SAR (extrapolated) = 0.061 W/kg

SAR(1 g) = 0.038 mW/g; SAR(10 g) = 0.022 mW/g

Maximum value of SAR (measured) = 0.042 mW/g



CH9538_NB-H_ANT-V_IBM T43

DUT: BandRich-V; Type: BAND 2; Serial: 004401590000333

Communication System: WCDMA BAND2; Frequency: 1907.6 MHz; Duty Cycle: 1:1

Medium: WCDMA B2 Medium parameters used: $f = 1908$ MHz; $\sigma = 1.58$ mho/m; $\epsilon_r = 52.4$; $\rho = 1000$ kg/m³

Phantom section: Flat Section

DASY4 Configuration:

- Probe: EX3DV3 - SN3526; ConvF(9.64, 9.64, 9.64); Calibrated: 2006/8/25
- Sensor-Surface: 4mm (Mechanical Surface Detection)
- Electronics: DAE4 Sn679; Calibrated: 2006/3/21
- Phantom: SAM2; Type: SAM 4.0; Serial: TP:1270
- Measurement SW: DASY4, V4.7 Build 53; Postprocessing SW: SEMCAD, V1.8 Build 172

BODY/Area Scan (51x81x1): Measurement grid: dx=15mm, dy=15mm

Maximum value of SAR (interpolated) = 0.057 mW/g


BODY/Zoom Scan (5x5x7)/Cube 0: Measurement grid: dx=8mm, dy=8mm, dz=5mm

Reference Value = 5.70 V/m; Power Drift = 0.013 dB

Peak SAR (extrapolated) = 0.085 W/kg

SAR(1 g) = 0.055 mW/g; SAR(10 g) = 0.034 mW/g

Maximum value of SAR (measured) = 0.060 mW/g



0 dB = 0.060mW/g

CH9262_NB-V_ANT-H_IBM T43

DUT: BandRich; Type: BAND 2; Serial: 004401590000333

Communication System: WCDMA BAND2; Frequency: 1852.4 MHz; Duty Cycle: 1:1

Medium: WCDMA B2 Medium parameters used (interpolated): $f = 1852.4$ MHz; $\sigma = 1.52$ mho/m; $\epsilon_r = 52.6$; $\rho = 1000$ kg/m³

Phantom section: Flat Section

DASY4 Configuration:

- Probe: EX3DV3 - SN3526; ConvF(9.64, 9.64, 9.64); Calibrated: 2006/8/25
- Sensor-Surface: 4mm (Mechanical Surface Detection)
- Electronics: DAE4 Sn679; Calibrated: 2006/3/21
- Phantom: SAM2; Type: SAM 4.0; Serial: TP:1270
- Measurement SW: DASY4, V4.7 Build 53; Postprocessing SW: SEMCAD, V1.8 Build 172

BODY/Area Scan (41x51x1): Measurement grid: dx=15mm, dy=15mm

Maximum value of SAR (interpolated) = 0.200 mW/g

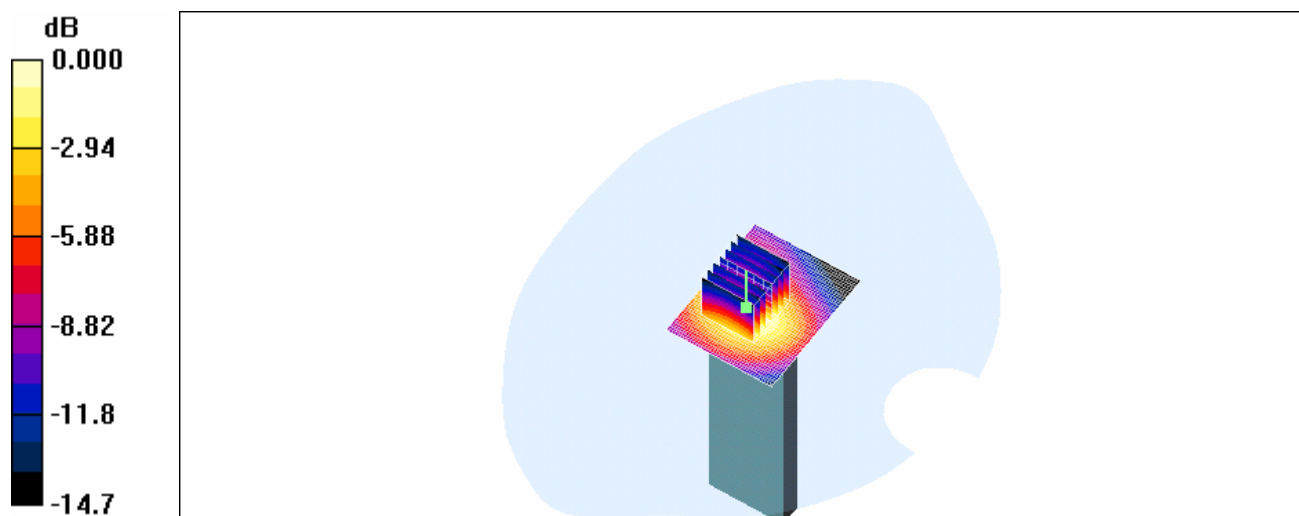
BODY/Zoom Scan (7x7x7)/Cube 0: Measurement grid: dx=5mm, dy=5mm, dz=5mm

Reference Value = 10.9 V/m; Power Drift = -0.094 dB

Peak SAR (extrapolated) = 0.283 W/kg

SAR(1 g) = 0.177 mW/g; SAR(10 g) = 0.105 mW/g

Maximum value of SAR (measured) = 0.195 mW/g



0 dB = 0.195mW/g

CH9400_NB-V_ANT-H_IBM T43

DUT: BandRich; Type: BAND 2; Serial: 004401590000333

Communication System: WCDMA BAND2; Frequency: 1880 MHz; Duty Cycle: 1:1

Medium: WCDMA B2 Medium parameters used: $f = 1880$ MHz; $\sigma = 1.55$ mho/m; $\epsilon_r = 52.5$; $\rho = 1000$ kg/m³

Phantom section: Flat Section

DASY4 Configuration:

- Probe: EX3DV3 - SN3526; ConvF(9.64, 9.64, 9.64); Calibrated: 2006/8/25
- Sensor-Surface: 4mm (Mechanical Surface Detection)
- Electronics: DAE4 Sn679; Calibrated: 2006/3/21
- Phantom: SAM2; Type: SAM 4.0; Serial: TP:1270
- Measurement SW: DASY4, V4.7 Build 53; Postprocessing SW: SEMCAD, V1.8 Build 172

BODY/Area Scan (41x51x1): Measurement grid: dx=15mm, dy=15mm

Maximum value of SAR (interpolated) = 0.166 mW/g

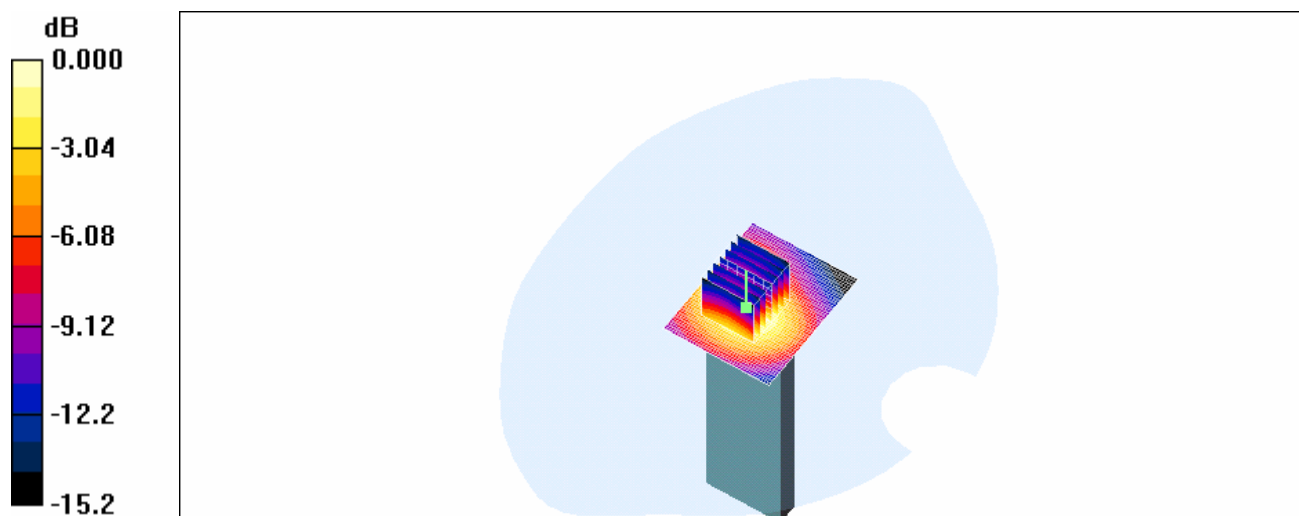
BODY/Zoom Scan (7x7x7)/Cube 0: Measurement grid: dx=5mm, dy=5mm, dz=5mm

Reference Value = 10.0 V/m; Power Drift = -0.263 dB

Peak SAR (extrapolated) = 0.234 W/kg

SAR(1 g) = 0.145 mW/g; SAR(10 g) = 0.086 mW/g

Maximum value of SAR (measured) = 0.159 mW/g



0 dB = 0.159mW/g

CH9538_NB-V_ANT-H_IBM T43

DUT: BandRich; Type: BAND 2; Serial: 004401590000333

Communication System: WCDMA BAND2; Frequency: 1907.6 MHz; Duty Cycle: 1:1

Medium: WCDMA B2 Medium parameters used: $f = 1908$ MHz; $\sigma = 1.58$ mho/m; $\epsilon_r = 52.4$; $\rho = 1000$ kg/m³

Phantom section: Flat Section

DASY4 Configuration:

- Probe: EX3DV3 - SN3526; ConvF(9.64, 9.64, 9.64); Calibrated: 2006/8/25
- Sensor-Surface: 4mm (Mechanical Surface Detection)
- Electronics: DAE4 Sn679; Calibrated: 2006/3/21
- Phantom: SAM2; Type: SAM 4.0; Serial: TP:1270
- Measurement SW: DASY4, V4.7 Build 53; Postprocessing SW: SEMCAD, V1.8 Build 172

BODY/Area Scan (41x51x1): Measurement grid: dx=15mm, dy=15mm

Maximum value of SAR (interpolated) = 0.290 mW/g

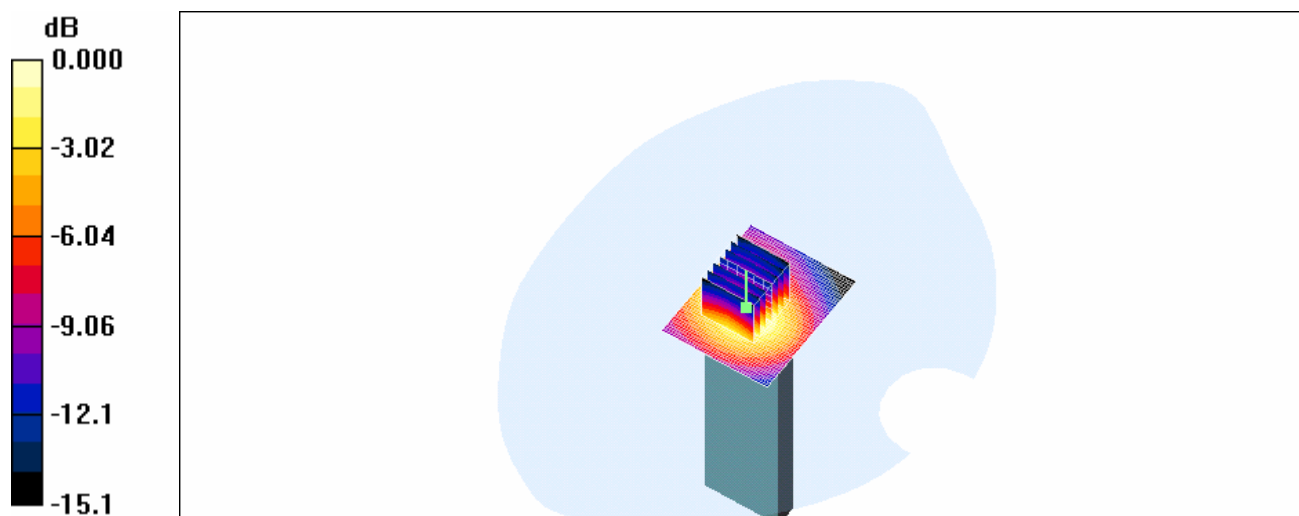
BODY/Zoom Scan (7x7x7)/Cube 0: Measurement grid: dx=5mm, dy=5mm, dz=5mm

Reference Value = 13.0 V/m; Power Drift = -0.212 dB

Peak SAR (extrapolated) = 0.417 W/kg

SAR(1 g) = 0.256 mW/g; SAR(10 g) = 0.148 mW/g

Maximum value of SAR (measured) = 0.286 mW/g



0 dB = 0.286mW/g

CH9262_NB-V_ANT-V_IBM T43

DUT: BandRich-V; Type: BAND 2; Serial: 004401590000333

Communication System: WCDMA BAND2; Frequency: 1852.4 MHz; Duty Cycle: 1:1

Medium: WCDMA B2 Medium parameters used (interpolated): $f = 1852.4$ MHz; $\sigma = 1.52$ mho/m; $\epsilon_r = 52.6$; $\rho = 1000$ kg/m³

Phantom section: Flat Section

DASY4 Configuration:

- Probe: EX3DV3 - SN3526; ConvF(9.64, 9.64, 9.64); Calibrated: 2006/8/25
- Sensor-Surface: 4mm (Mechanical Surface Detection)
- Electronics: DAE4 Sn679; Calibrated: 2006/3/21
- Phantom: SAM2; Type: SAM 4.0; Serial: TP:1270
- Measurement SW: DASY4, V4.7 Build 53; Postprocessing SW: SEMCAD, V1.8 Build 172

BODY/Area Scan (41x51x1): Measurement grid: dx=15mm, dy=15mm

Maximum value of SAR (interpolated) = 0.174 mW/g


BODY/Zoom Scan (7x7x7)/Cube 0: Measurement grid: dx=5mm, dy=5mm, dz=5mm

Reference Value = 7.93 V/m; Power Drift = -0.027 dB

Peak SAR (extrapolated) = 0.241 W/kg

SAR(1 g) = 0.152 mW/g; SAR(10 g) = 0.089 mW/g

Maximum value of SAR (measured) = 0.165 mW/g



0 dB = 0.165mW/g

CH9400_NB-V_ANT-V_IBM T43

DUT: BandRich-V; Type: BAND 2; Serial: 004401590000333

Communication System: WCDMA BAND2; Frequency: 1880 MHz; Duty Cycle: 1:1

Medium: WCDMA B2 Medium parameters used: $f = 1880$ MHz; $\sigma = 1.55$ mho/m; $\epsilon_r = 52.5$; $\rho = 1000$ kg/m³

Phantom section: Flat Section

DASY4 Configuration:

- Probe: EX3DV3 - SN3526; ConvF(9.64, 9.64, 9.64); Calibrated: 2006/8/25
- Sensor-Surface: 4mm (Mechanical Surface Detection)
- Electronics: DAE4 Sn679; Calibrated: 2006/3/21
- Phantom: SAM2; Type: SAM 4.0; Serial: TP:1270
- Measurement SW: DASY4, V4.7 Build 53; Postprocessing SW: SEMCAD, V1.8 Build 172

BODY/Area Scan (41x51x1): Measurement grid: dx=15mm, dy=15mm

Maximum value of SAR (interpolated) = 0.120 mW/g


BODY/Zoom Scan (7x7x7)/Cube 0: Measurement grid: dx=5mm, dy=5mm, dz=5mm

Reference Value = 6.45 V/m; Power Drift = 0.118 dB

Peak SAR (extrapolated) = 0.182 W/kg

SAR(1 g) = 0.108 mW/g; SAR(10 g) = 0.062 mW/g

Maximum value of SAR (measured) = 0.118 mW/g



0 dB = 0.118mW/g

CH9538_NB-V_ANT-V_IBM T43

DUT: BandRich-V; Type: BAND 2; Serial: 004401590000333

Communication System: WCDMA BAND2; Frequency: 1907.6 MHz; Duty Cycle: 1:1

Medium: WCDMA B2 Medium parameters used: $f = 1908$ MHz; $\sigma = 1.58$ mho/m; $\epsilon_r = 52.4$; $\rho = 1000$ kg/m³

Phantom section: Flat Section

DASY4 Configuration:

- Probe: EX3DV3 - SN3526; ConvF(9.64, 9.64, 9.64); Calibrated: 2006/8/25
- Sensor-Surface: 4mm (Mechanical Surface Detection)
- Electronics: DAE4 Sn679; Calibrated: 2006/3/21
- Phantom: SAM2; Type: SAM 4.0; Serial: TP:1270
- Measurement SW: DASY4, V4.7 Build 53; Postprocessing SW: SEMCAD, V1.8 Build 172

BODY/Area Scan (41x51x1): Measurement grid: dx=15mm, dy=15mm

Maximum value of SAR (interpolated) = 0.212 mW/g


BODY/Zoom Scan (7x7x7)/Cube 0: Measurement grid: dx=5mm, dy=5mm, dz=5mm

Reference Value = 8.51 V/m; Power Drift = -0.154 dB

Peak SAR (extrapolated) = 0.298 W/kg

SAR(1 g) = 0.183 mW/g; SAR(10 g) = 0.106 mW/g

Maximum value of SAR (measured) = 0.201 mW/g



0 dB = 0.201mW/g

CH4132_NB-H_ANT-H_IBM T43

DUT: BandRich; Type: BAND 5; Serial: 004401590000333

Communication System: WCDMA BAND5; Frequency: 826.4 MHz; Duty Cycle: 1:1

Medium: WCDMA B5 Medium parameters used (interpolated): $f = 826.4$ MHz; $\sigma = 0.951$ mho/m; $\epsilon_r = 56.4$; $\rho = 1000$ kg/m³

Phantom section: Flat Section

DASY4 Configuration:

- Probe: EX3DV3 - SN3526; ConvF(11.63, 11.63, 11.63); Calibrated: 2006/8/25
- Sensor-Surface: 4mm (Mechanical Surface Detection)
- Electronics: DAE4 Sn679; Calibrated: 2006/3/21
- Phantom: SAM1; Type: SAM 4.0; Serial: TP:1419
- Measurement SW: DASY4, V4.7 Build 53; Postprocessing SW: SEMCAD, V1.8 Build 172

BODY/Area Scan (41x81x1): Measurement grid: dx=15mm, dy=15mm

Maximum value of SAR (interpolated) = 0.577 mW/g


BODY/Zoom Scan (5x5x7)/Cube 0: Measurement grid: dx=8mm, dy=8mm, dz=5mm

Reference Value = 11.5 V/m; Power Drift = 0.052 dB

Peak SAR (extrapolated) = 0.814 W/kg

SAR(1 g) = 0.545 mW/g; SAR(10 g) = 0.368 mW/g

Maximum value of SAR (measured) = 0.574 mW/g



0 dB = 0.574mW/g

CH4183_NB-H_ANT-H_IBM T43

DUT: BandRich; Type: BAND 5; Serial: 004401590000333

Communication System: WCDMA BAND5; Frequency: 836.6 MHz; Duty Cycle: 1:1

Medium: WCDMA B5 Medium parameters used (interpolated): $f = 836.6$ MHz; $\sigma = 0.959$ mho/m; $\epsilon_r = 56.3$; $\rho = 1000$ kg/m³

Phantom section: Flat Section

DASY4 Configuration:

- Probe: EX3DV3 - SN3526; ConvF(11.63, 11.63, 11.63); Calibrated: 2006/8/25
- Sensor-Surface: 4mm (Mechanical Surface Detection)
- Electronics: DAE4 Sn679; Calibrated: 2006/3/21
- Phantom: SAM1; Type: SAM 4.0; Serial: TP:1419
- Measurement SW: DASY4, V4.7 Build 53; Postprocessing SW: SEMCAD, V1.8 Build 172

BODY/Area Scan (41x81x1): Measurement grid: dx=15mm, dy=15mm

Maximum value of SAR (interpolated) = 0.594 mW/g


BODY/Zoom Scan (5x5x7)/Cube 0: Measurement grid: dx=8mm, dy=8mm, dz=5mm

Reference Value = 11.8 V/m; Power Drift = -0.108 dB

Peak SAR (extrapolated) = 0.812 W/kg

SAR(1 g) = 0.562 mW/g; SAR(10 g) = 0.375 mW/g

Maximum value of SAR (measured) = 0.605 mW/g



0 dB = 0.605mW/g

CH4233_NB-H_ANT-H_IBM T43

DUT: BandRich; Type: BAND 5; Serial: 004401590000333

Communication System: WCDMA BAND5; Frequency: 846.6 MHz; Duty Cycle: 1:1

Medium: WCDMA B5 Medium parameters used (interpolated): $f = 846.6$ MHz; $\sigma = 0.966$ mho/m; $\epsilon_r = 56.1$; $\rho = 1000$ kg/m³

Phantom section: Flat Section

DASY4 Configuration:

- Probe: EX3DV3 - SN3526; ConvF(11.63, 11.63, 11.63); Calibrated: 2006/8/25
- Sensor-Surface: 4mm (Mechanical Surface Detection)
- Electronics: DAE4 Sn679; Calibrated: 2006/3/21
- Phantom: SAM1; Type: SAM 4.0; Serial: TP:1419
- Measurement SW: DASY4, V4.7 Build 53; Postprocessing SW: SEMCAD, V1.8 Build 172

BODY/Area Scan (41x81x1): Measurement grid: dx=15mm, dy=15mm

Maximum value of SAR (interpolated) = 0.574 mW/g


BODY/Zoom Scan (5x5x7)/Cube 0: Measurement grid: dx=8mm, dy=8mm, dz=5mm

Reference Value = 11.7 V/m; Power Drift = -0.144 dB

Peak SAR (extrapolated) = 0.786 W/kg

SAR(1 g) = 0.547 mW/g; SAR(10 g) = 0.368 mW/g

Maximum value of SAR (measured) = 0.584 mW/g



0 dB = 0.584mW/g

CH4132_NB-H_ANT-V_IBM T43

DUT: BandRich-V; Type: BAND 5; Serial: 004401590000333

Communication System: WCDMA BAND5; Frequency: 826.4 MHz; Duty Cycle: 1:1

Medium: WCDMA B5 Medium parameters used (interpolated): $f = 826.4$ MHz; $\sigma = 0.951$ mho/m; $\epsilon_r = 56.4$; $\rho = 1000$ kg/m³

Phantom section: Flat Section

DASY4 Configuration:

- Probe: EX3DV3 - SN3526; ConvF(11.63, 11.63, 11.63); Calibrated: 2006/8/25
- Sensor-Surface: 4mm (Mechanical Surface Detection)
- Electronics: DAE4 Sn679; Calibrated: 2006/3/21
- Phantom: SAM1; Type: SAM 4.0; Serial: TP:1419
- Measurement SW: DASY4, V4.7 Build 53; Postprocessing SW: SEMCAD, V1.8 Build 172

BODY/Area Scan (41x81x1): Measurement grid: dx=15mm, dy=15mm

Maximum value of SAR (interpolated) = 0.474 mW/g


BODY/Zoom Scan (5x5x7)/Cube 0: Measurement grid: dx=8mm, dy=8mm, dz=5mm

Reference Value = 10.2 V/m; Power Drift = -0.034 dB

Peak SAR (extrapolated) = 0.644 W/kg

SAR(1 g) = 0.445 mW/g; SAR(10 g) = 0.293 mW/g

Maximum value of SAR (measured) = 0.480 mW/g



CH4183_NB-H_ANT-V_IBM T43

DUT: BandRich-V; Type: BAND 5; Serial: 004401590000333

Communication System: WCDMA BAND5; Frequency: 836.6 MHz; Duty Cycle: 1:1

Medium: WCDMA B5 Medium parameters used (interpolated): $f = 836.6$ MHz; $\sigma = 0.959$ mho/m; $\epsilon_r = 56.3$; $\rho = 1000$ kg/m³

Phantom section: Flat Section

DASY4 Configuration:

- Probe: EX3DV3 - SN3526; ConvF(11.63, 11.63, 11.63); Calibrated: 2006/8/25
- Sensor-Surface: 4mm (Mechanical Surface Detection)
- Electronics: DAE4 Sn679; Calibrated: 2006/3/21
- Phantom: SAM1; Type: SAM 4.0; Serial: TP:1419
- Measurement SW: DASY4, V4.7 Build 53; Postprocessing SW: SEMCAD, V1.8 Build 172

BODY/Area Scan (41x81x1): Measurement grid: dx=15mm, dy=15mm

Maximum value of SAR (interpolated) = 0.477 mW/g


BODY/Zoom Scan (5x5x7)/Cube 0: Measurement grid: dx=8mm, dy=8mm, dz=5mm

Reference Value = 10.1 V/m; Power Drift = 0.020 dB

Peak SAR (extrapolated) = 0.651 W/kg

SAR(1 g) = 0.444 mW/g; SAR(10 g) = 0.295 mW/g

Maximum value of SAR (measured) = 0.476 mW/g



0 dB = 0.476mW/g

CH4233_NB-H_ANT-V_IBM T43

DUT: BandRich-V; Type: BAND 5; Serial: 004401590000333

Communication System: WCDMA BAND5; Frequency: 846.6 MHz; Duty Cycle: 1:1

Medium: WCDMA B5 Medium parameters used (interpolated): $f = 846.6$ MHz; $\sigma = 0.966$ mho/m; $\epsilon_r = 56.1$; $\rho = 1000$ kg/m³

Phantom section: Flat Section

DASY4 Configuration:

- Probe: EX3DV3 - SN3526; ConvF(11.63, 11.63, 11.63); Calibrated: 2006/8/25
- Sensor-Surface: 4mm (Mechanical Surface Detection)
- Electronics: DAE4 Sn679; Calibrated: 2006/3/21
- Phantom: SAM1; Type: SAM 4.0; Serial: TP:1419
- Measurement SW: DASY4, V4.7 Build 53; Postprocessing SW: SEMCAD, V1.8 Build 172

BODY/Area Scan (41x81x1): Measurement grid: dx=15mm, dy=15mm

Maximum value of SAR (interpolated) = 0.511 mW/g


BODY/Zoom Scan (5x5x7)/Cube 0: Measurement grid: dx=8mm, dy=8mm, dz=5mm

Reference Value = 10.3 V/m; Power Drift = -0.020 dB

Peak SAR (extrapolated) = 0.702 W/kg

SAR(1 g) = 0.479 mW/g; SAR(10 g) = 0.319 mW/g

Maximum value of SAR (measured) = 0.509 mW/g



0 dB = 0.509mW/g

CH4132_NB-V_ANT-H_IBM T43

DUT: BandRich; Type: BAND 5; Serial: 004401590000333

Communication System: WCDMA BAND5; Frequency: 826.4 MHz; Duty Cycle: 1:1

Medium: WCDMA B5 Medium parameters used (interpolated): $f = 826.4$ MHz; $\sigma = 0.951$ mho/m; $\epsilon_r = 56.4$; $\rho = 1000$ kg/m³

Phantom section: Flat Section

DASY4 Configuration:

- Probe: EX3DV3 - SN3526; ConvF(11.63, 11.63, 11.63); Calibrated: 2006/8/25
- Sensor-Surface: 4mm (Mechanical Surface Detection)
- Electronics: DAE4 Sn679; Calibrated: 2006/3/21
- Phantom: SAM1; Type: SAM 4.0; Serial: TP:1419
- Measurement SW: DASY4, V4.7 Build 53; Postprocessing SW: SEMCAD, V1.8 Build 172

BODY/Area Scan (51x51x1): Measurement grid: dx=15mm, dy=15mm

Maximum value of SAR (interpolated) = 0.018 mW/g

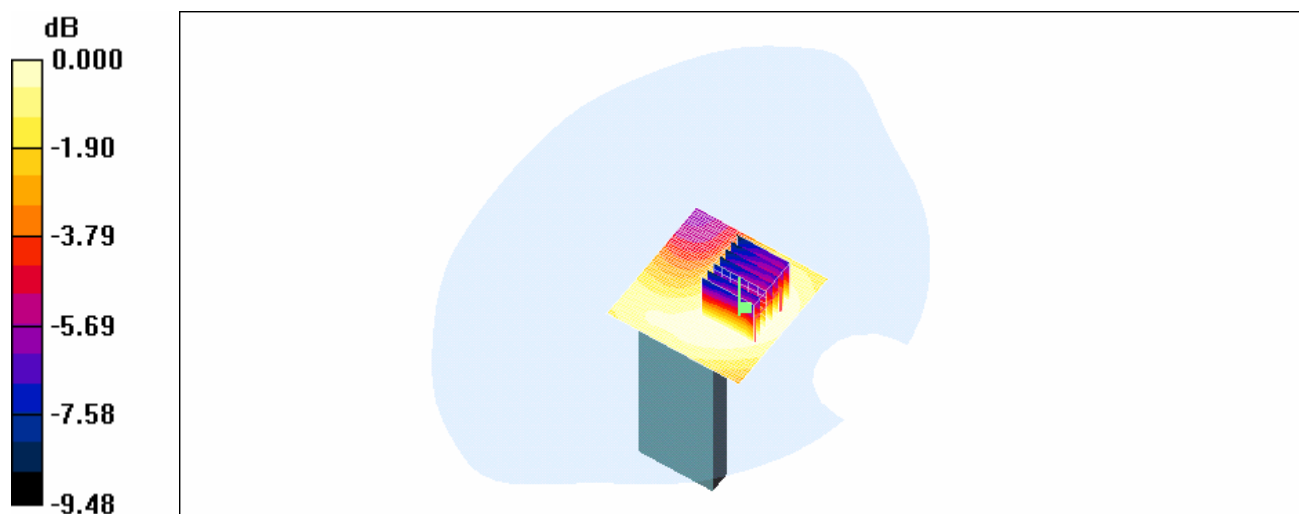
BODY/Zoom Scan (7x7x7)/Cube 0: Measurement grid: dx=5mm, dy=5mm, dz=5mm

Reference Value = 3.05 V/m; Power Drift = -0.103 dB

Peak SAR (extrapolated) = 0.022 W/kg

SAR(1 g) = 0.016 mW/g; SAR(10 g) = 0.012 mW/g

Maximum value of SAR (measured) = 0.017 mW/g



CH4183_NB-V_ANT-H_IBM T43

DUT: BandRich; Type: BAND 5; Serial: 004401590000333

Communication System: WCDMA BAND5; Frequency: 836.6 MHz; Duty Cycle: 1:1

Medium: WCDMA B5 Medium parameters used (interpolated): $f = 836.6$ MHz; $\sigma = 0.959$ mho/m; $\epsilon_r = 56.3$; $\rho = 1000$ kg/m³

Phantom section: Flat Section

DASY4 Configuration:

- Probe: EX3DV3 - SN3526; ConvF(11.63, 11.63, 11.63); Calibrated: 2006/8/25
- Sensor-Surface: 4mm (Mechanical Surface Detection)
- Electronics: DAE4 Sn679; Calibrated: 2006/3/21
- Phantom: SAM1; Type: SAM 4.0; Serial: TP:1419
- Measurement SW: DASY4, V4.7 Build 53; Postprocessing SW: SEMCAD, V1.8 Build 172

BODY/Area Scan (51x51x1): Measurement grid: dx=15mm, dy=15mm

Maximum value of SAR (interpolated) = 0.017 mW/g

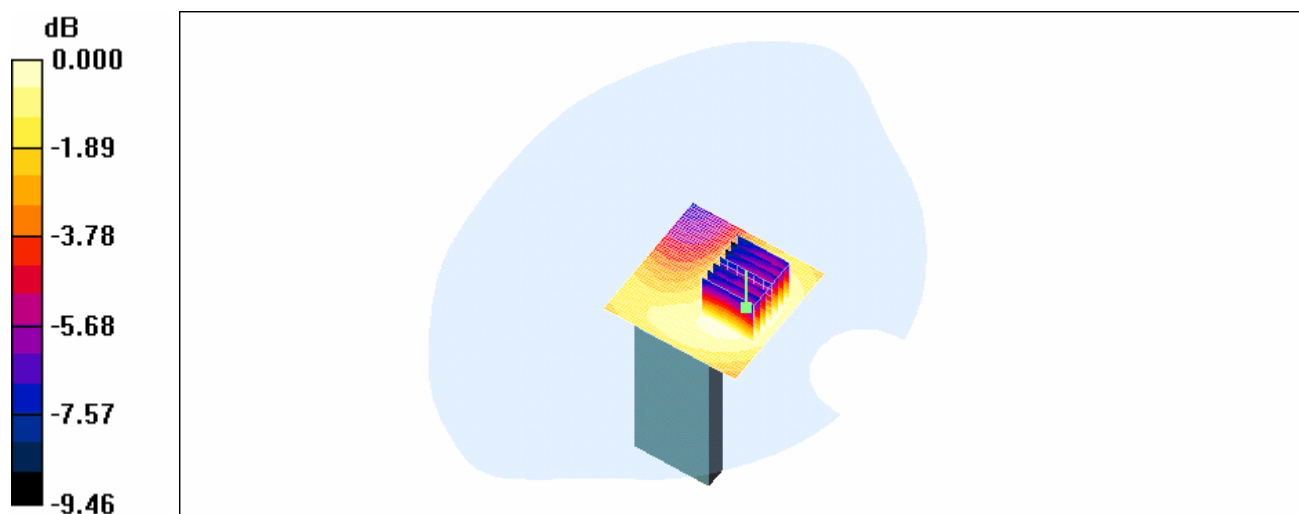
BODY/Zoom Scan (7x7x7)/Cube 0: Measurement grid: dx=5mm, dy=5mm, dz=5mm

Reference Value = 2.89 V/m; Power Drift = 0.066 dB

Peak SAR (extrapolated) = 0.022 W/kg

SAR(1 g) = 0.016 mW/g; SAR(10 g) = 0.012 mW/g

Maximum value of SAR (measured) = 0.017 mW/g



CH4233_NB-V_ANT-H_IBM T43

DUT: BandRich; Type: BAND 5; Serial: 004401590000333

Communication System: WCDMA BAND5; Frequency: 846.6 MHz; Duty Cycle: 1:1

Medium: WCDMA B5 Medium parameters used (interpolated): $f = 846.6$ MHz; $\sigma = 0.966$ mho/m; $\epsilon_r = 56.1$; $\rho = 1000$ kg/m³

Phantom section: Flat Section

DASY4 Configuration:

- Probe: EX3DV3 - SN3526; ConvF(11.63, 11.63, 11.63); Calibrated: 2006/8/25
- Sensor-Surface: 4mm (Mechanical Surface Detection)
- Electronics: DAE4 Sn679; Calibrated: 2006/3/21
- Phantom: SAM1; Type: SAM 4.0; Serial: TP:1419
- Measurement SW: DASY4, V4.7 Build 53; Postprocessing SW: SEMCAD, V1.8 Build 172

BODY/Area Scan (51x51x1): Measurement grid: dx=15mm, dy=15mm

Maximum value of SAR (interpolated) = 0.025 mW/g

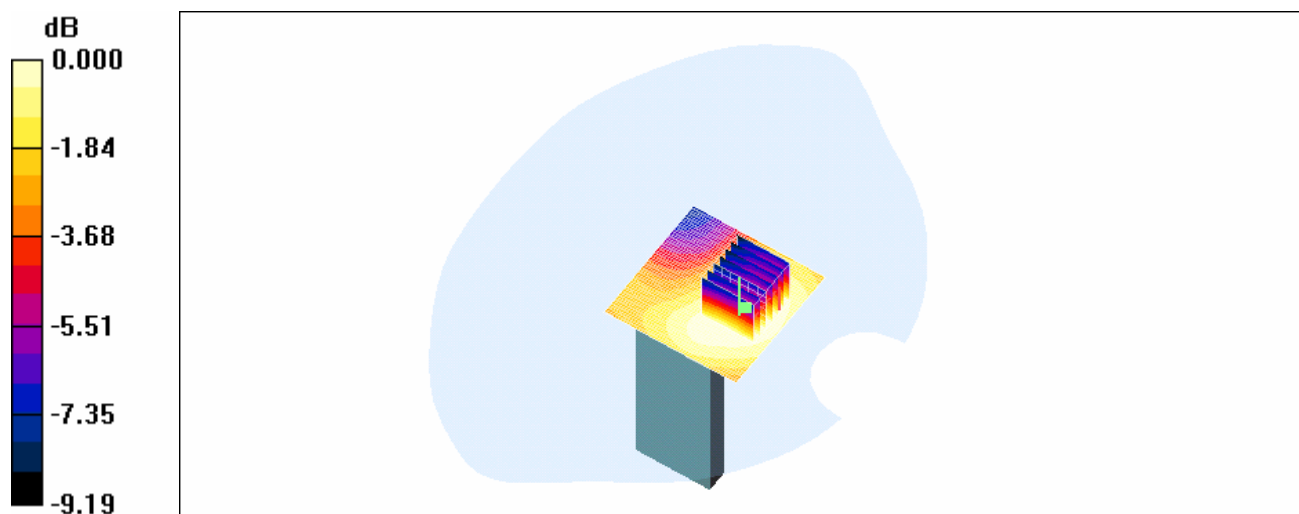
BODY/Zoom Scan (7x7x7)/Cube 0: Measurement grid: dx=5mm, dy=5mm, dz=5mm

Reference Value = 3.38 V/m; Power Drift = -0.110 dB

Peak SAR (extrapolated) = 0.030 W/kg

SAR(1 g) = 0.023 mW/g; SAR(10 g) = 0.017 mW/g

Maximum value of SAR (measured) = 0.024 mW/g



CH4132_NB-V_ANT-V_IBM T43

DUT: BandRich-V; Type: BAND 5; Serial: 004401590000333

Communication System: WCDMA BAND5; Frequency: 826.4 MHz; Duty Cycle: 1:1

Medium: WCDMA B5 Medium parameters used (interpolated): $f = 826.4$ MHz; $\sigma = 0.951$ mho/m; $\epsilon_r = 56.4$; $\rho = 1000$ kg/m³

Phantom section: Flat Section

DASY4 Configuration:

- Probe: EX3DV3 - SN3526; ConvF(11.63, 11.63, 11.63); Calibrated: 2006/8/25
- Sensor-Surface: 4mm (Mechanical Surface Detection)
- Electronics: DAE4 Sn679; Calibrated: 2006/3/21
- Phantom: SAM1; Type: SAM 4.0; Serial: TP:1419
- Measurement SW: DASY4, V4.7 Build 53; Postprocessing SW: SEMCAD, V1.8 Build 172

BODY/Area Scan (41x51x1): Measurement grid: dx=15mm, dy=15mm

Maximum value of SAR (interpolated) = 0.039 mW/g

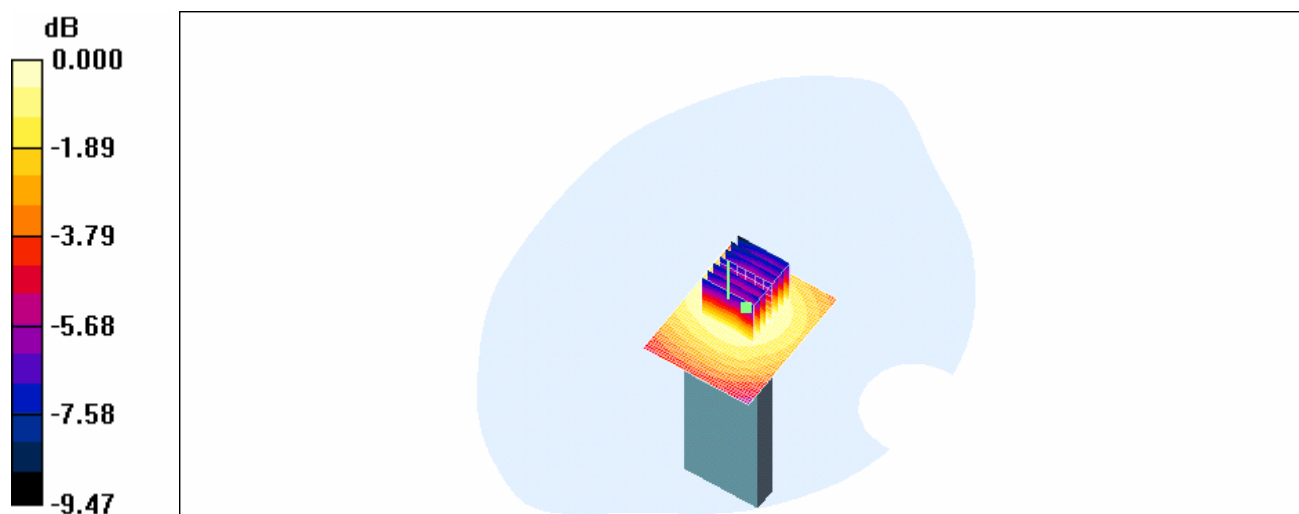
BODY/Zoom Scan (7x7x7)/Cube 0: Measurement grid: dx=5mm, dy=5mm, dz=5mm

Reference Value = 6.61 V/m; Power Drift = -0.125 dB

Peak SAR (extrapolated) = 0.050 W/kg

SAR(1 g) = 0.038 mW/g; SAR(10 g) = 0.028 mW/g

Maximum value of SAR (measured) = 0.040 mW/g



0 dB = 0.040mW/g

CH4183_NB-V_ANT-V_IBM T43

DUT: BandRich-V; Type: BAND 5; Serial: 004401590000333

Communication System: WCDMA BAND5; Frequency: 836.6 MHz; Duty Cycle: 1:1

Medium: WCDMA B5 Medium parameters used (interpolated): $f = 836.6$ MHz; $\sigma = 0.959$ mho/m; $\epsilon_r = 56.3$; $\rho = 1000$ kg/m³

Phantom section: Flat Section

DASY4 Configuration:

- Probe: EX3DV3 - SN3526; ConvF(11.63, 11.63, 11.63); Calibrated: 2006/8/25
- Sensor-Surface: 4mm (Mechanical Surface Detection)
- Electronics: DAE4 Sn679; Calibrated: 2006/3/21
- Phantom: SAM1; Type: SAM 4.0; Serial: TP:1419
- Measurement SW: DASY4, V4.7 Build 53; Postprocessing SW: SEMCAD, V1.8 Build 172

BODY/Area Scan (41x51x1): Measurement grid: dx=15mm, dy=15mm

Maximum value of SAR (interpolated) = 0.040 mW/g

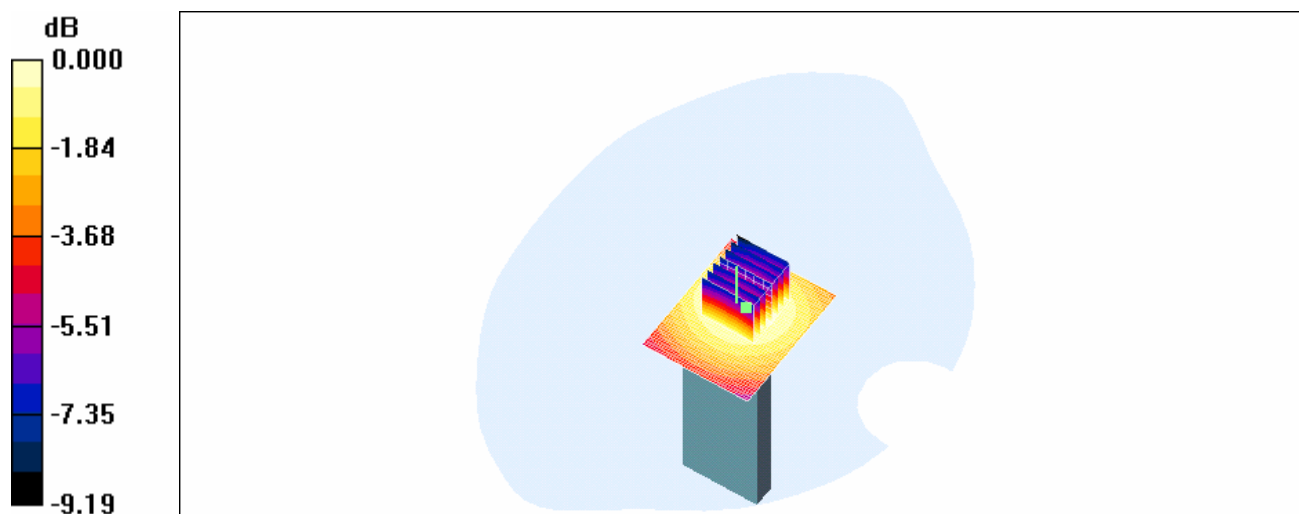
BODY/Zoom Scan (7x7x7)/Cube 0: Measurement grid: dx=5mm, dy=5mm, dz=5mm

Reference Value = 6.49 V/m; Power Drift = 0.116 dB

Peak SAR (extrapolated) = 0.052 W/kg

SAR(1 g) = 0.039 mW/g; SAR(10 g) = 0.029 mW/g

Maximum value of SAR (measured) = 0.041 mW/g



0 dB = 0.041mW/g

CH4233_NB-V_ANT-V_IBM T43

DUT: BandRich-V; Type: BAND 5; Serial: 004401590000333

Communication System: WCDMA BAND5; Frequency: 846.6 MHz; Duty Cycle: 1:1

Medium: WCDMA B5 Medium parameters used (interpolated): $f = 846.6$ MHz; $\sigma = 0.966$ mho/m; $\epsilon_r = 56.1$; $\rho = 1000$ kg/m³

Phantom section: Flat Section

DASY4 Configuration:

- Probe: EX3DV3 - SN3526; ConvF(11.63, 11.63, 11.63); Calibrated: 2006/8/25
- Sensor-Surface: 4mm (Mechanical Surface Detection)
- Electronics: DAE4 Sn679; Calibrated: 2006/3/21
- Phantom: SAM1; Type: SAM 4.0; Serial: TP:1419
- Measurement SW: DASY4, V4.7 Build 53; Postprocessing SW: SEMCAD, V1.8 Build 172

BODY/Area Scan (41x51x1): Measurement grid: dx=15mm, dy=15mm

Maximum value of SAR (interpolated) = 0.049 mW/g

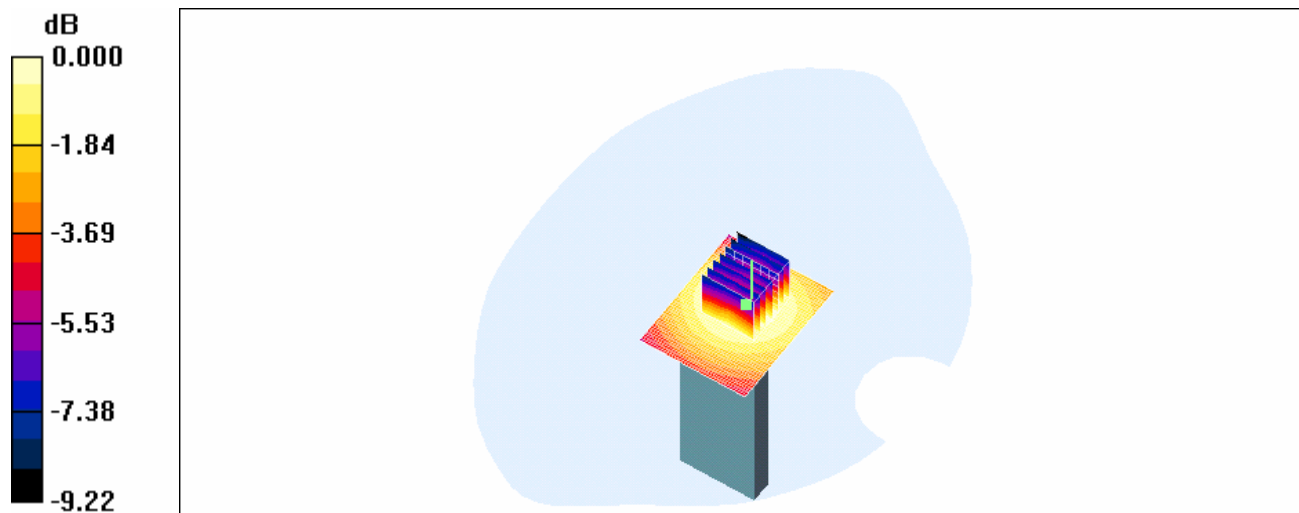
BODY/Zoom Scan (7x7x7)/Cube 0: Measurement grid: dx=5mm, dy=5mm, dz=5mm

Reference Value = 7.10 V/m; Power Drift = -0.216 dB

Peak SAR (extrapolated) = 0.062 W/kg

SAR(1 g) = 0.046 mW/g; SAR(10 g) = 0.034 mW/g

Maximum value of SAR (measured) = 0.049 mW/g



0 dB = 0.049mW/g

SAR System Performance Verification

DUT: Dipole 900 MHz; Type: D900V2; Serial: SN:178

Communication System: CW; Frequency: 900 MHz; Duty Cycle: 1:1

Medium: Muscle 900 MHz Medium parameters used: $f = 900$ MHz; $\sigma = 1.02$ mho/m; $\epsilon_r = 55.7$; $\rho = 1000$ kg/m³

Phantom section: Flat Section

DASY4 Configuration:

- Probe: EX3DV3 - SN3526; ConvF(11.63, 11.63, 11.63); Calibrated: 2006/8/25
- Sensor-Surface: 4mm (Mechanical Surface Detection)
- Electronics: DAE4 Sn679; Calibrated: 2006/3/21
- Phantom: SAM1; Type: SAM 4.0; Serial: TP:1419
- Measurement SW: DASY4, V4.7 Build 53; Postprocessing SW: SEMCAD, V1.8 Build 172

Pin=250mW/Area Scan (61x61x1): Measurement grid: dx=15mm, dy=15mm

Maximum value of SAR (interpolated) = 2.77 mW/g

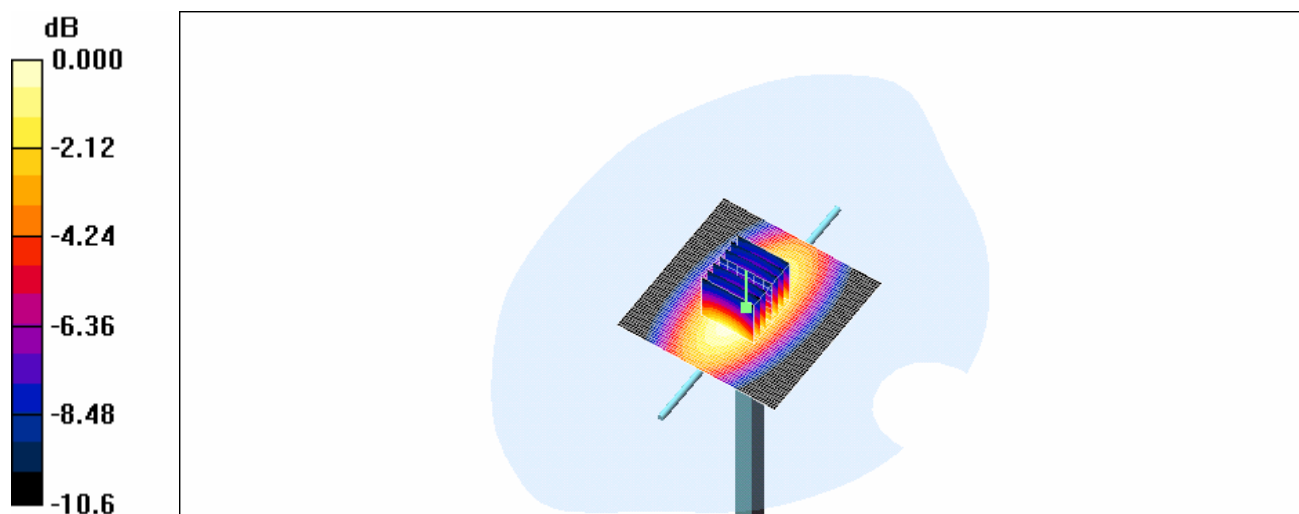
Pin=250mW/Zoom Scan (7x7x7)/Cube 0: Measurement grid: dx=5mm, dy=5mm, dz=5mm

Reference Value = 52.3 V/m; Power Drift = -0.036 dB

Peak SAR (extrapolated) = 3.85 W/kg

SAR(1 g) = 2.57 mW/g; SAR(10 g) = 1.67 mW/g

Maximum value of SAR (measured) = 2.77 mW/g



0 dB = 2.77mW/g

SAR System Performance Verification

DUT: Dipole 900 MHz; Type: D900V2; Serial: SN:178

Communication System: CW; Frequency: 900 MHz; Duty Cycle: 1:1

Medium: Muscle 900 MHz Medium parameters used: $f = 900$ MHz; $\sigma = 1.01$ mho/m; $\epsilon_r = 55.6$; $\rho = 1000$ kg/m³

Phantom section: Flat Section

DASY4 Configuration:

- Probe: EX3DV3 - SN3526; ConvF(11.63, 11.63, 11.63); Calibrated: 2006/8/25
- Sensor-Surface: 4mm (Mechanical Surface Detection)
- Electronics: DAE4 Sn679; Calibrated: 2006/3/21
- Phantom: SAM1; Type: SAM 4.0; Serial: TP:1419
- Measurement SW: DASY4, V4.7 Build 53; Postprocessing SW: SEMCAD, V1.8 Build 172

Pin=250mW/Area Scan (61x61x1): Measurement grid: dx=15mm, dy=15mm

Maximum value of SAR (interpolated) = 2.89 mW/g

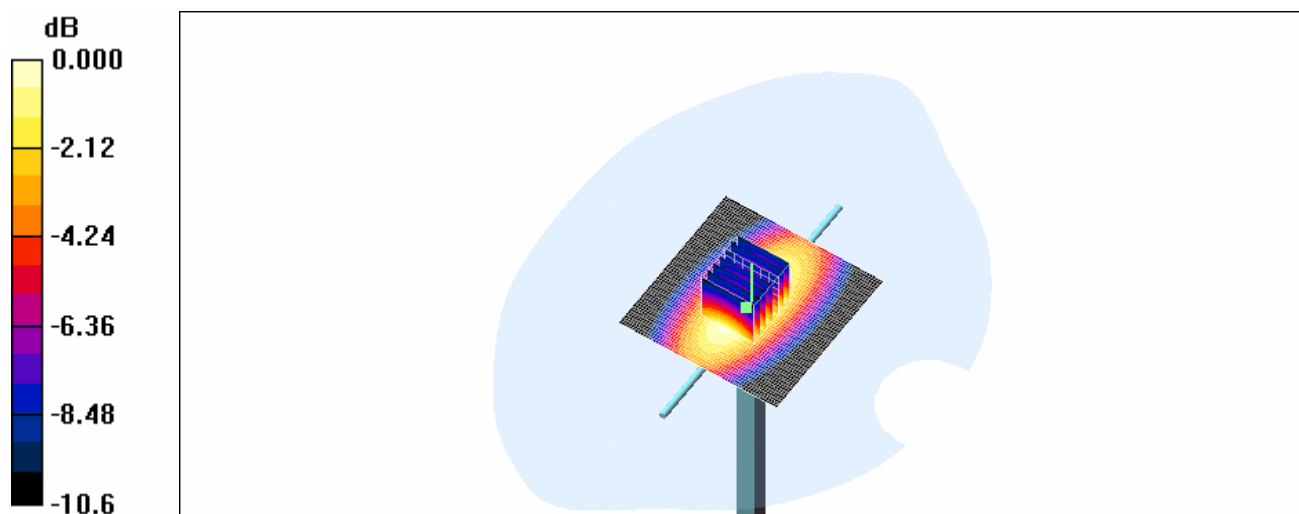
Pin=250mW/Zoom Scan (7x7x7)/Cube 0: Measurement grid: dx=5mm, dy=5mm, dz=5mm

Reference Value = 53.5 V/m; Power Drift = -0.040 dB

Peak SAR (extrapolated) = 4.01 W/kg

SAR(1 g) = 2.67 mW/g; SAR(10 g) = 1.74 mW/g

Maximum value of SAR (measured) = 2.88 mW/g



0 dB = 2.88mW/g

SAR System Performance Verification

DUT: Dipole 900 MHz; Type: D900V2; Serial: SN:178

Communication System: CW; Frequency: 900 MHz; Duty Cycle: 1:1

Medium: Muscle 900 MHz Medium parameters used: $f = 900$ MHz; $\sigma = 1$ mho/m; $\epsilon_r = 55.1$; $\rho = 1000$ kg/m³

Phantom section: Flat Section

DASY4 Configuration:

- Probe: EX3DV3 - SN3526; ConvF(11.63, 11.63, 11.63); Calibrated: 2006/8/25
- Sensor-Surface: 4mm (Mechanical Surface Detection)
- Electronics: DAE4 Sn679; Calibrated: 2006/3/21
- Phantom: SAM1; Type: SAM 4.0; Serial: TP:1419
- Measurement SW: DASY4, V4.7 Build 53; Postprocessing SW: SEMCAD, V1.8 Build 172

Pin=250mW/Area Scan (61x61x1): Measurement grid: dx=15mm, dy=15mm

Maximum value of SAR (interpolated) = 2.85 mW/g

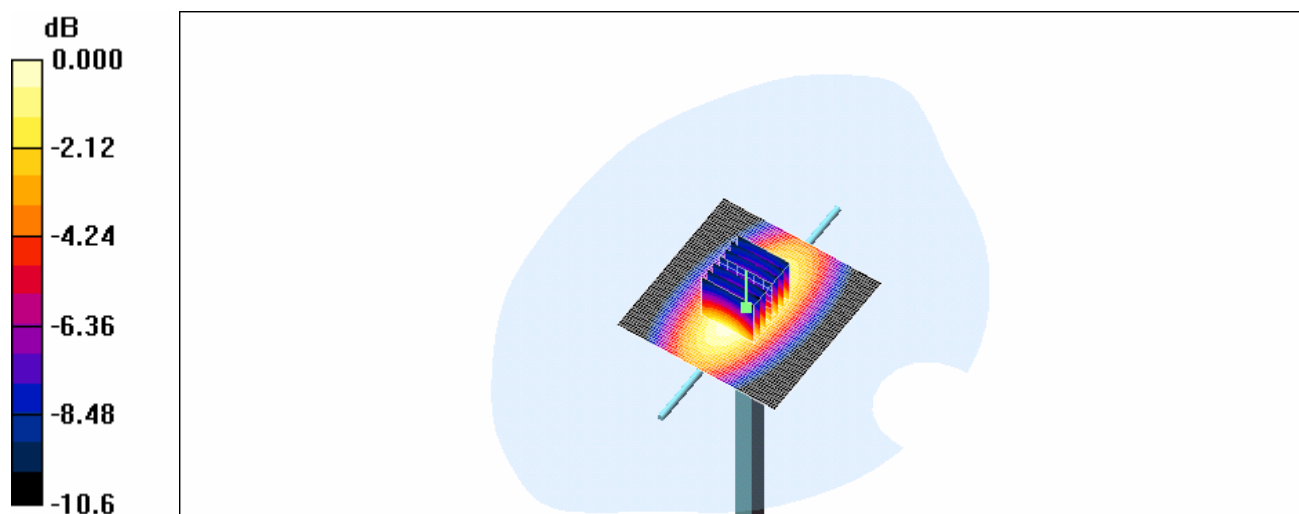
Pin=250mW/Zoom Scan (7x7x7)/Cube 0: Measurement grid: dx=5mm, dy=5mm, dz=5mm

Reference Value = 53.2 V/m; Power Drift = -0.014 dB

Peak SAR (extrapolated) = 3.94 W/kg

SAR(1 g) = 2.63 mW/g; SAR(10 g) = 1.71 mW/g

Maximum value of SAR (measured) = 2.83 mW/g



0 dB = 2.83mW/g

SAR System Performance Verification

DUT: Dipole 1900 MHz; Type: D1900V2; Serial: SN 5d027

Communication System: CW; Frequency: 1900 MHz; Duty Cycle: 1:1

Medium: M1800 & 1900 Medium parameters used (interpolated): $f = 1900$ MHz; $\sigma = 1.58$ mho/m; $\epsilon_r = 53.7$; $\rho = 1000$ kg/m³

Phantom section: Flat Section

DASY4 Configuration:

- Probe: EX3DV3 - SN3526; ConvF(9.64, 9.64, 9.64); Calibrated: 2006/8/25
- Sensor-Surface: 4mm (Mechanical Surface Detection)
- Electronics: DAE4 Sn679; Calibrated: 2006/3/21
- Phantom: SAM2; Type: SAM 4.0; Serial: TP:1270
- Measurement SW: DASY4, V4.7 Build 53; Postprocessing SW: SEMCAD, V1.8 Build 172

Pin=250mW/Area Scan (51x61x1): Measurement grid: dx=15mm, dy=15mm

Maximum value of SAR (interpolated) = 13.8 mW/g

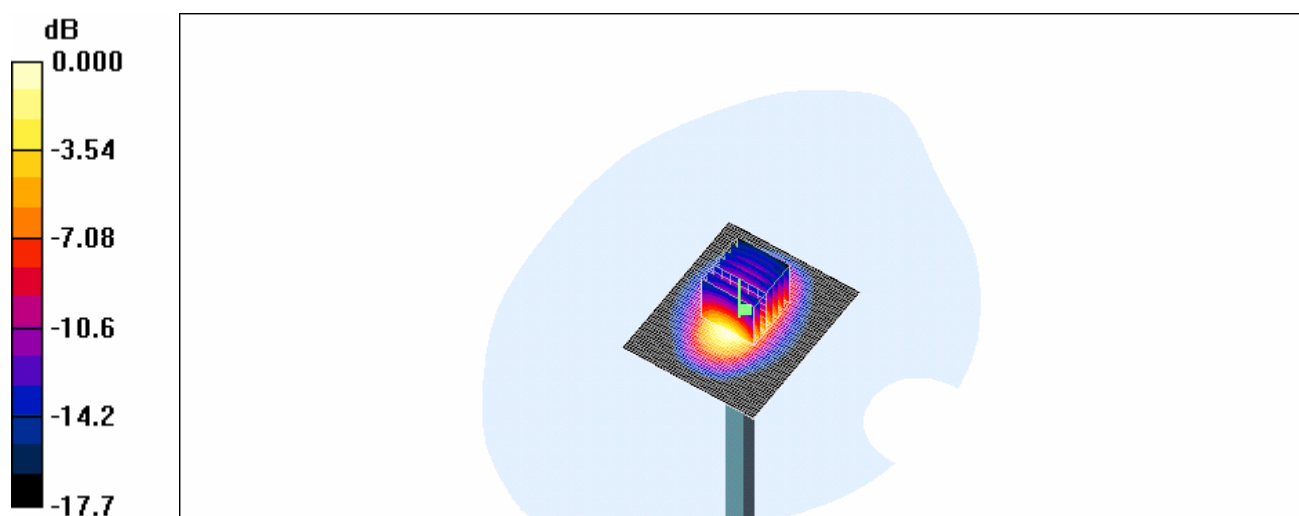
Pin=250mW/Zoom Scan (7x7x7)/Cube 0: Measurement grid: dx=5mm, dy=5mm, dz=5mm

Reference Value = 85.1 V/m; Power Drift = -0.026 dB

Peak SAR (extrapolated) = 18.4 W/kg

SAR(1 g) = 10.1 mW/g; SAR(10 g) = 5.3 mW/g

Maximum value of SAR (measured) = 11.3 mW/g



0 dB = 11.3mW/g

SAR System Performance Verification

DUT: Dipole 1900 MHz; Type: D1900V2; Serial: SN 5d027

Communication System: CW; Frequency: 1900 MHz; Duty Cycle: 1:1

Medium: M1800 & 1900 Medium parameters used: $f = 1900$ MHz; $\sigma = 1.59$ mho/m; $\epsilon_r = 52.3$; $\rho = 1000$ kg/m³

Phantom section: Flat Section

DASY4 Configuration:

- Probe: EX3DV3 - SN3526; ConvF(9.64, 9.64, 9.64); Calibrated: 2006/8/25
- Sensor-Surface: 4mm (Mechanical Surface Detection)
- Electronics: DAE4 Sn679; Calibrated: 2006/3/21
- Phantom: SAM2; Type: SAM 4.0; Serial: TP:1270
- Measurement SW: DASY4, V4.7 Build 53; Postprocessing SW: SEMCAD, V1.8 Build 172

Pin=250mW/Area Scan (51x61x1): Measurement grid: dx=15mm, dy=15mm

Maximum value of SAR (interpolated) = 13.4 mW/g

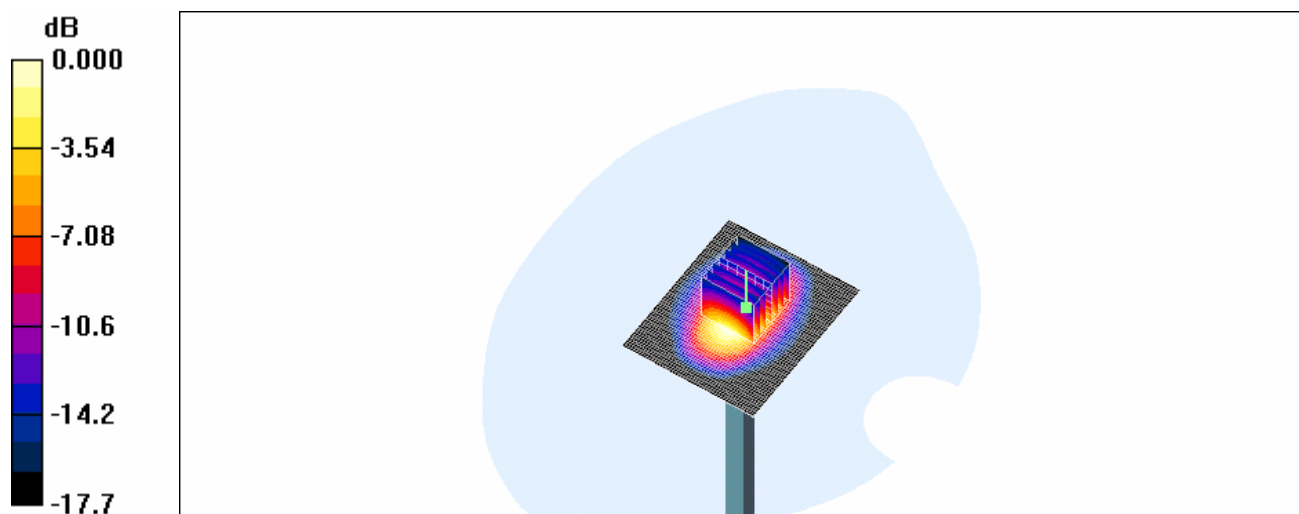
Pin=250mW/Zoom Scan (7x7x7)/Cube 0: Measurement grid: dx=5mm, dy=5mm, dz=5mm

Reference Value = 84.1 V/m; Power Drift = -0.040 dB

Peak SAR (extrapolated) = 17.9 W/kg

SAR(1 g) = 9.86 mW/g; SAR(10 g) = 5.14 mW/g

Maximum value of SAR (measured) = 10.9 mW/g



0 dB = 10.9mW/g