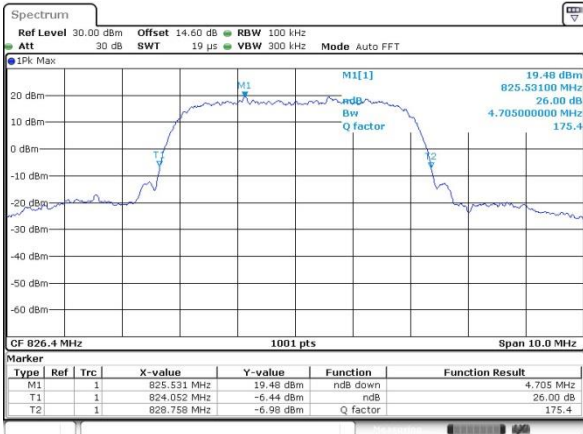




WCDMA Band V (RMC 12.2Kbps)

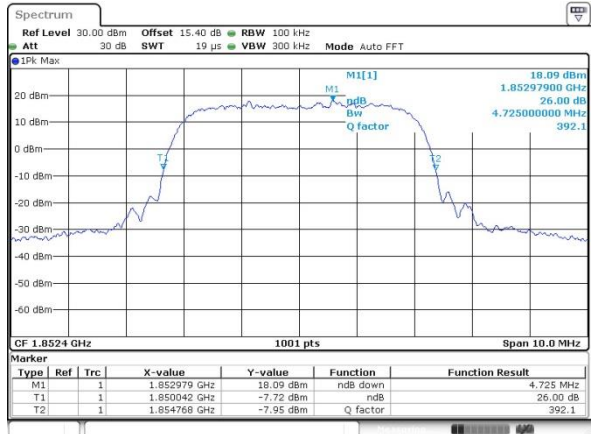
Lowest Channel



Date: 27 FEB 2023 17:22:53

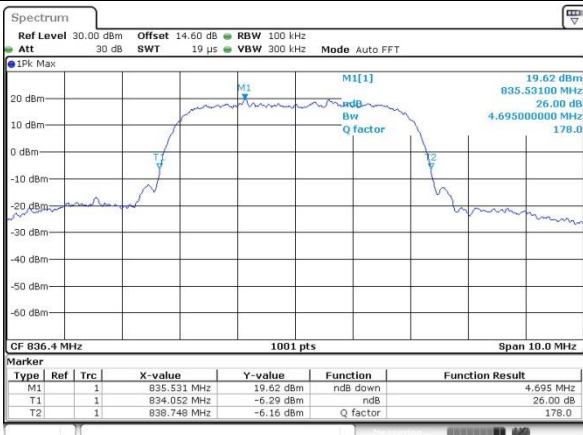
WCDMA Band II (RMC 12.2Kbps)

Lowest Channel



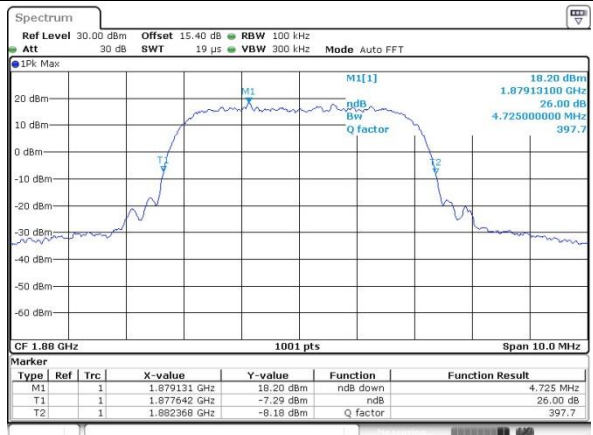
Date: 27 FEB 2023 18:11:12

Middle Channel



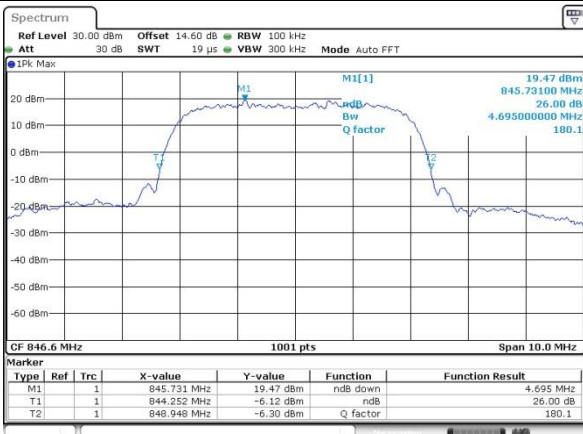
Date: 27 FEB 2023 17:23:27

Middle Channel



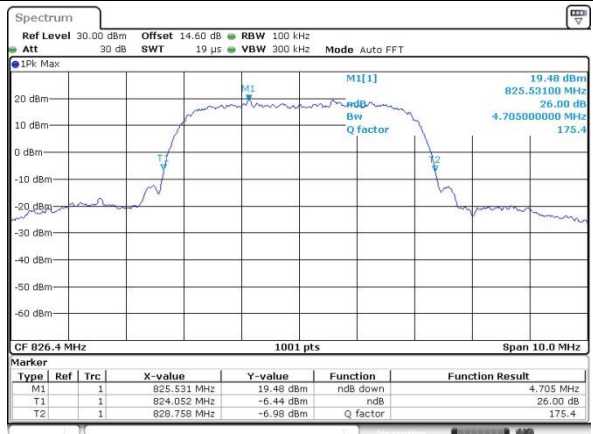
Date: 27 FEB 2023 18:12:00

Highest Channel

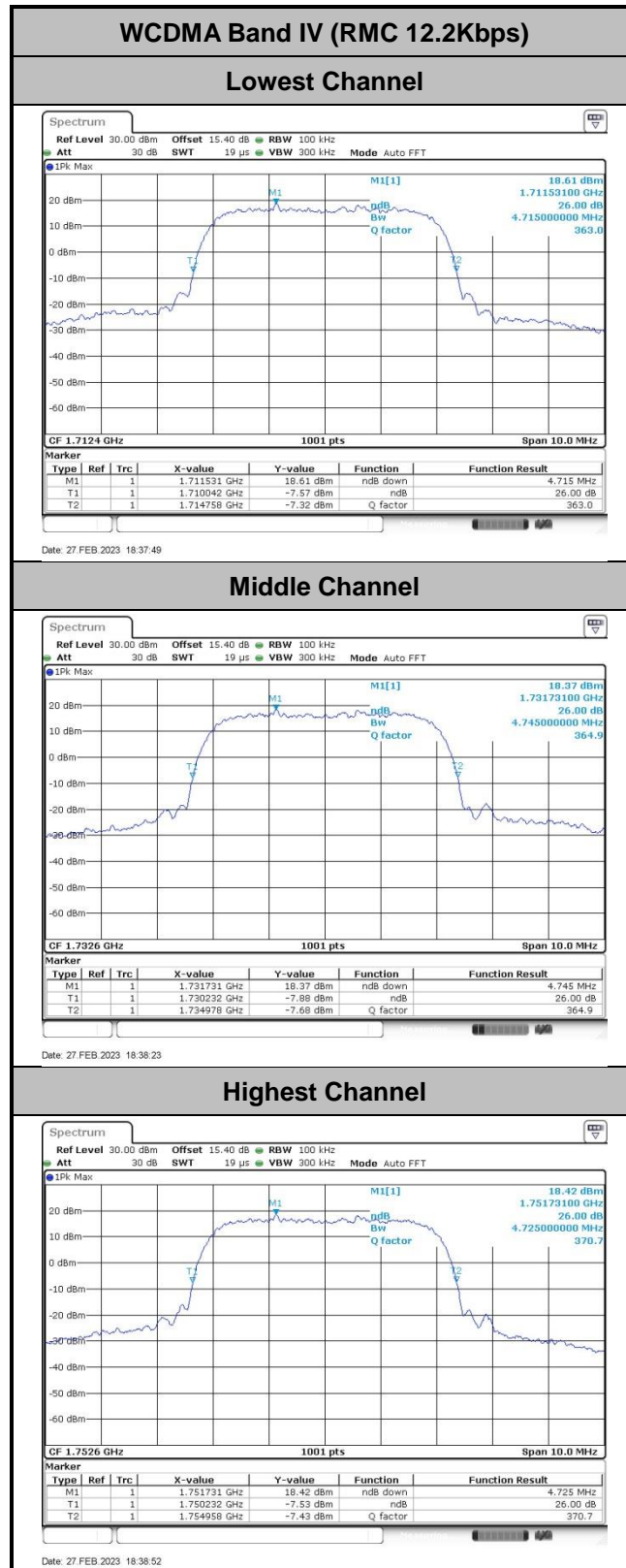


Date: 27 FEB 2023 17:24:28

Highest Channel



Date: 27 FEB 2023 17:22:53





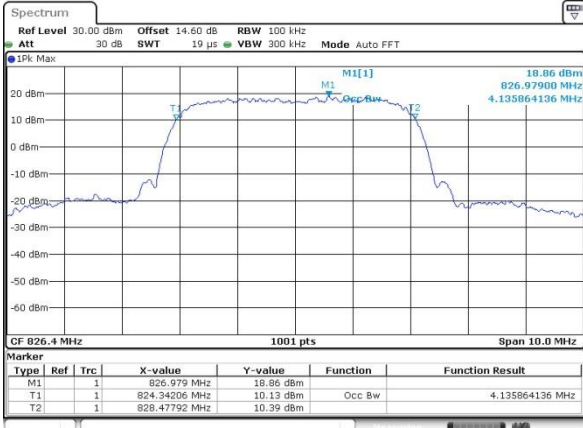
Occupied Bandwidth

Mode	WCDMA Band V(MHz)	WCDMA Band II(MHz)	WCDMA Band IV(MHz)
Mod.	RMC 12.2Kbps	RMC 12.2Kbps	RMC 12.2Kbps
Lowest CH	4.136	4.146	4.146
Middle CH	4.126	4.146	4.156
Highest CH	4.136	4.156	4.156



WCDMA Band V (RMC 12.2Kbps)

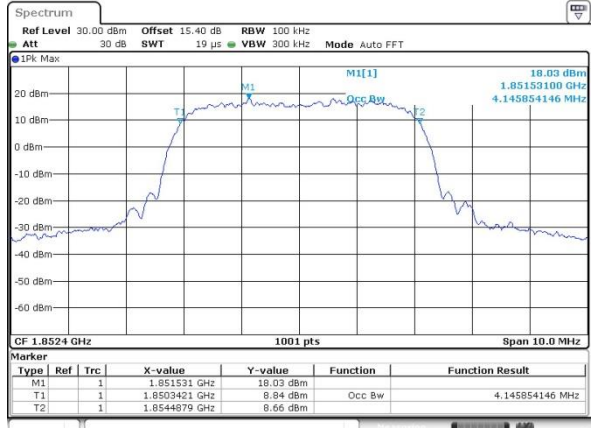
Lowest Channel



Date: 27 FEB 2023 17:27:11

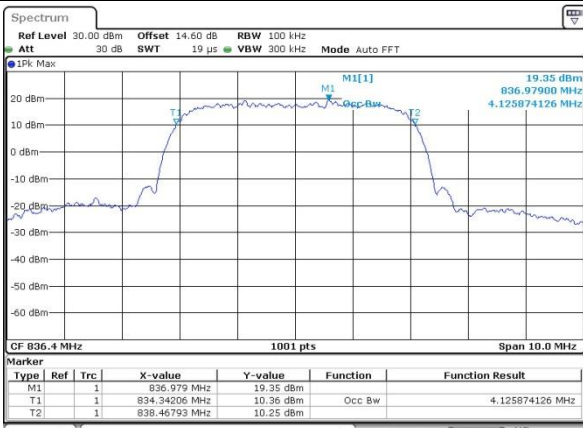
WCDMA Band II (RMC 12.2Kbps)

Lowest Channel



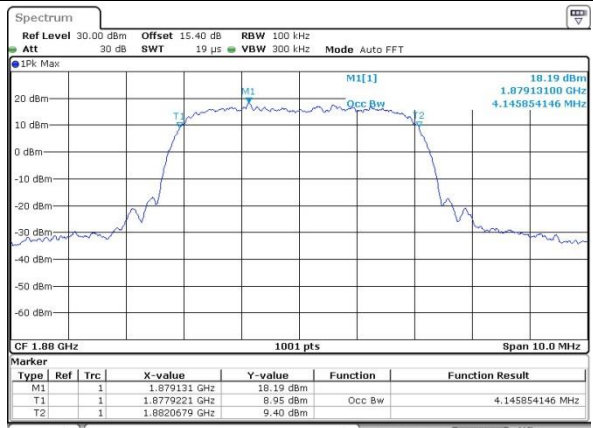
Date: 27 FEB 2023 18:14:43

Middle Channel



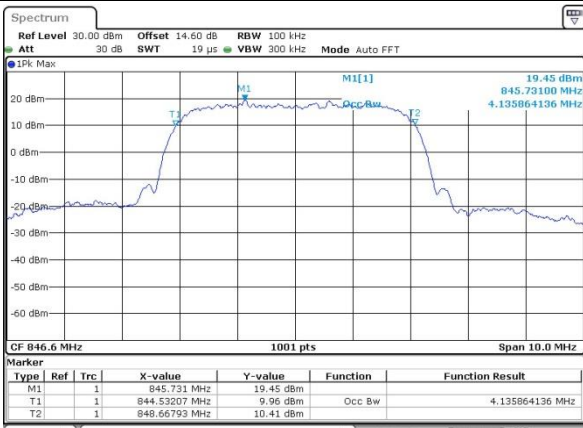
Date: 27 FEB 2023 17:27:40

Middle Channel



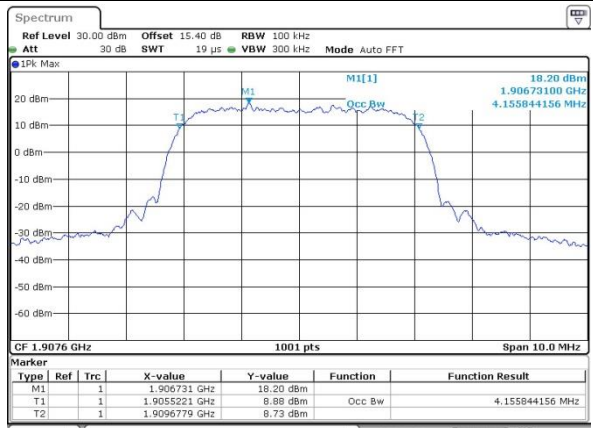
Date: 27 FEB 2023 18:15:10

Highest Channel



Date: 27 FEB 2023 17:28:21

Highest Channel

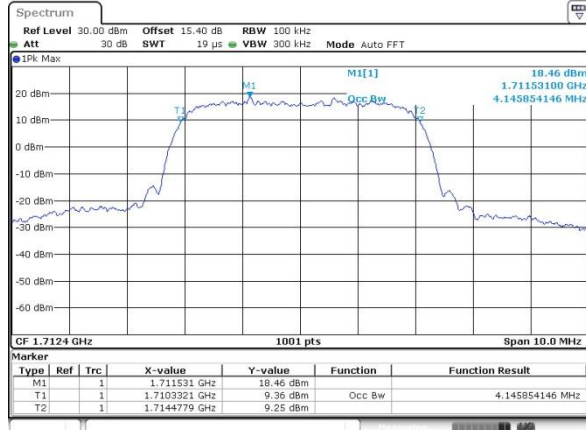


Date: 27 FEB 2023 18:15:38



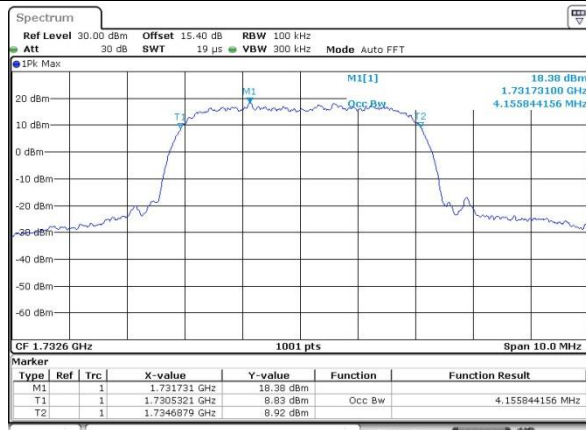
WCDMA Band IV (RMC 12.2Kbps)

Lowest Channel



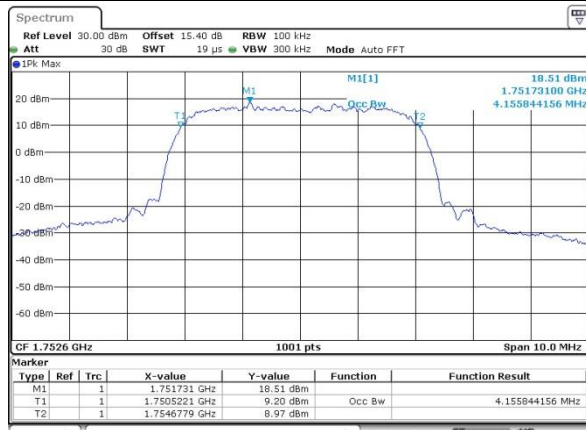
Date: 27 FEB 2023 18:39:22

Middle Channel



Date: 27 FEB 2023 18:39:51

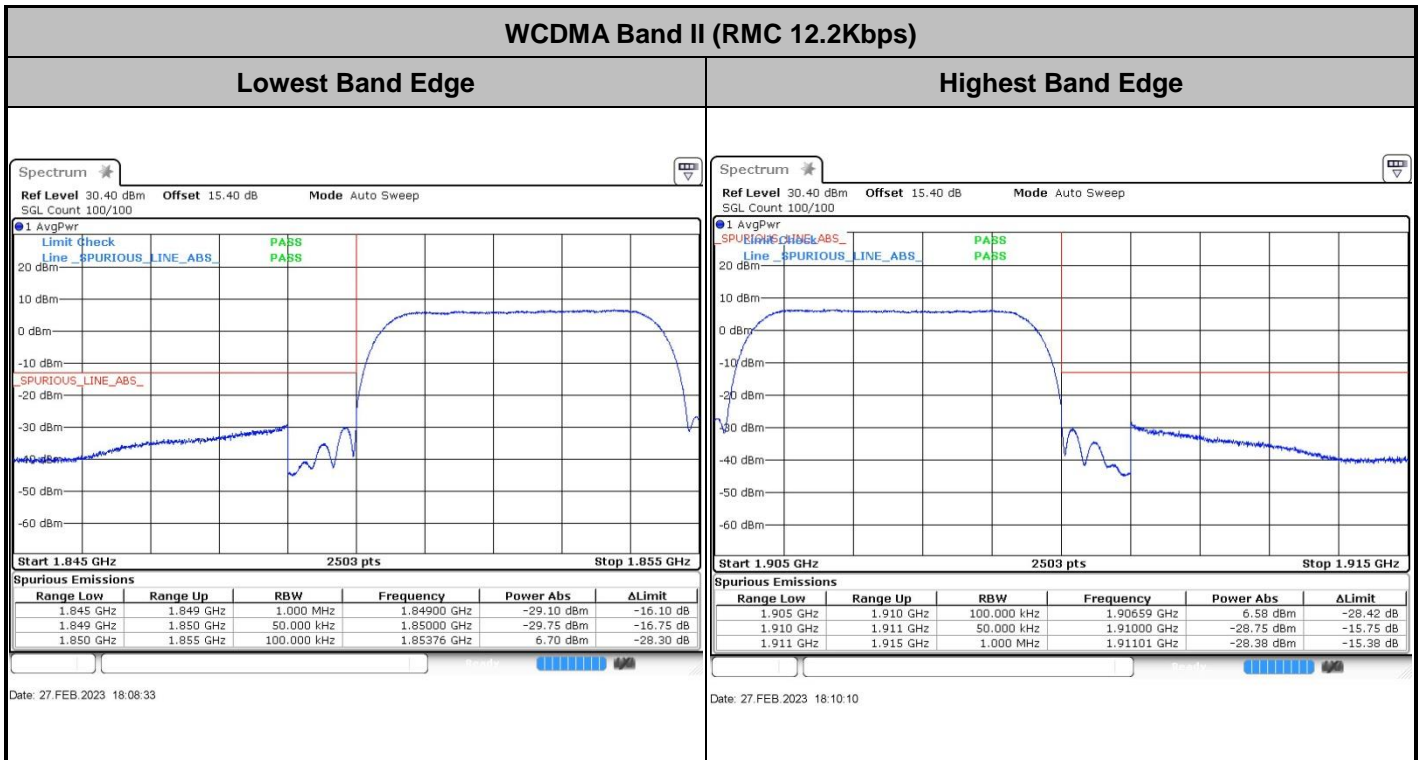
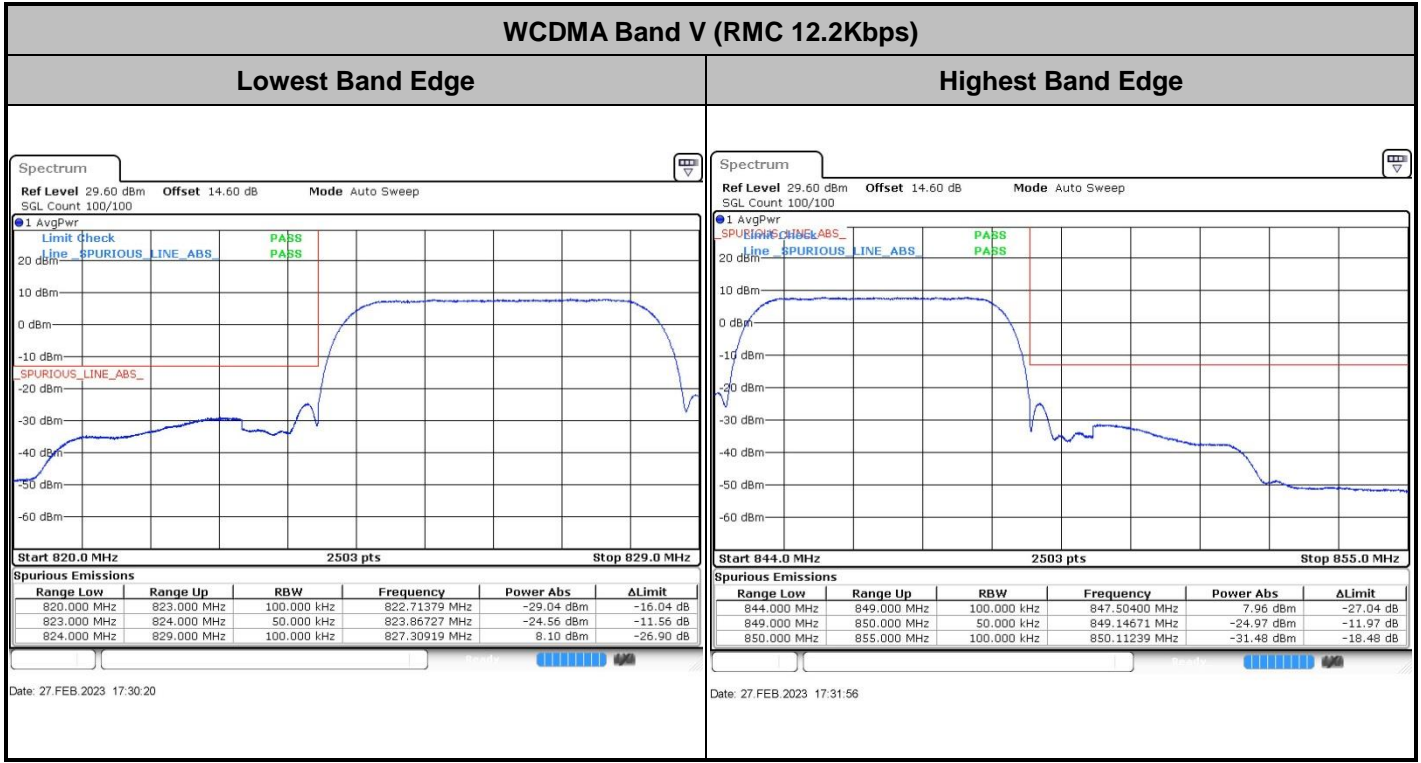
Highest Channel



Date: 27 FEB 2023 18:40:24



Conducted Band Edge

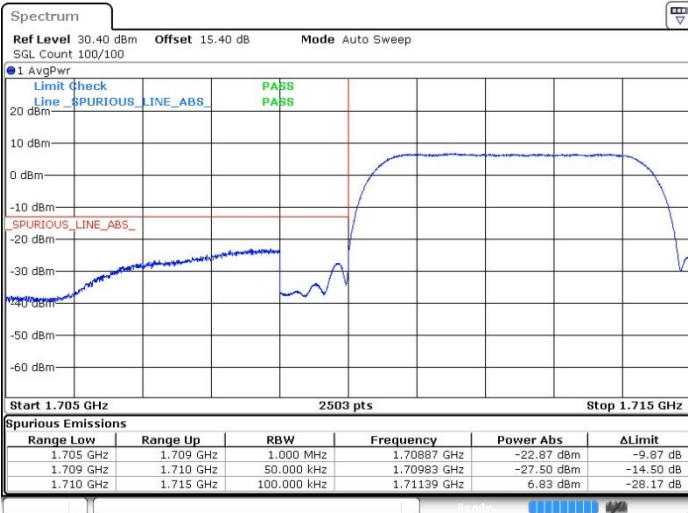




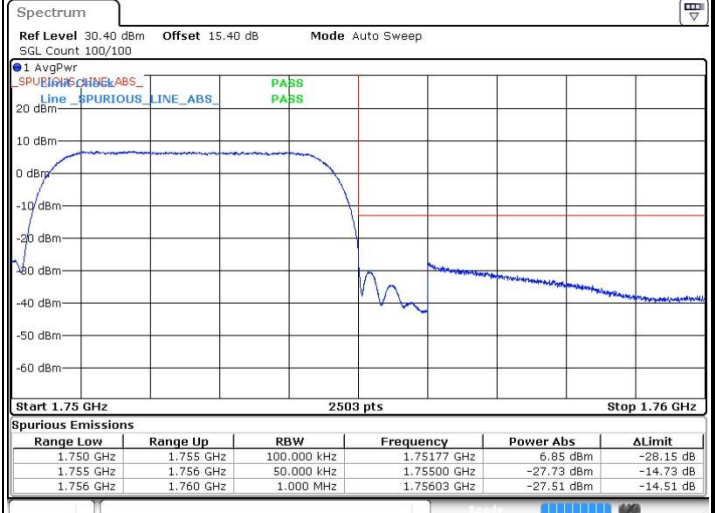
WCDMA Band IV (RMC 12.2Kbps)

Lowest Band Edge

Highest Band Edge



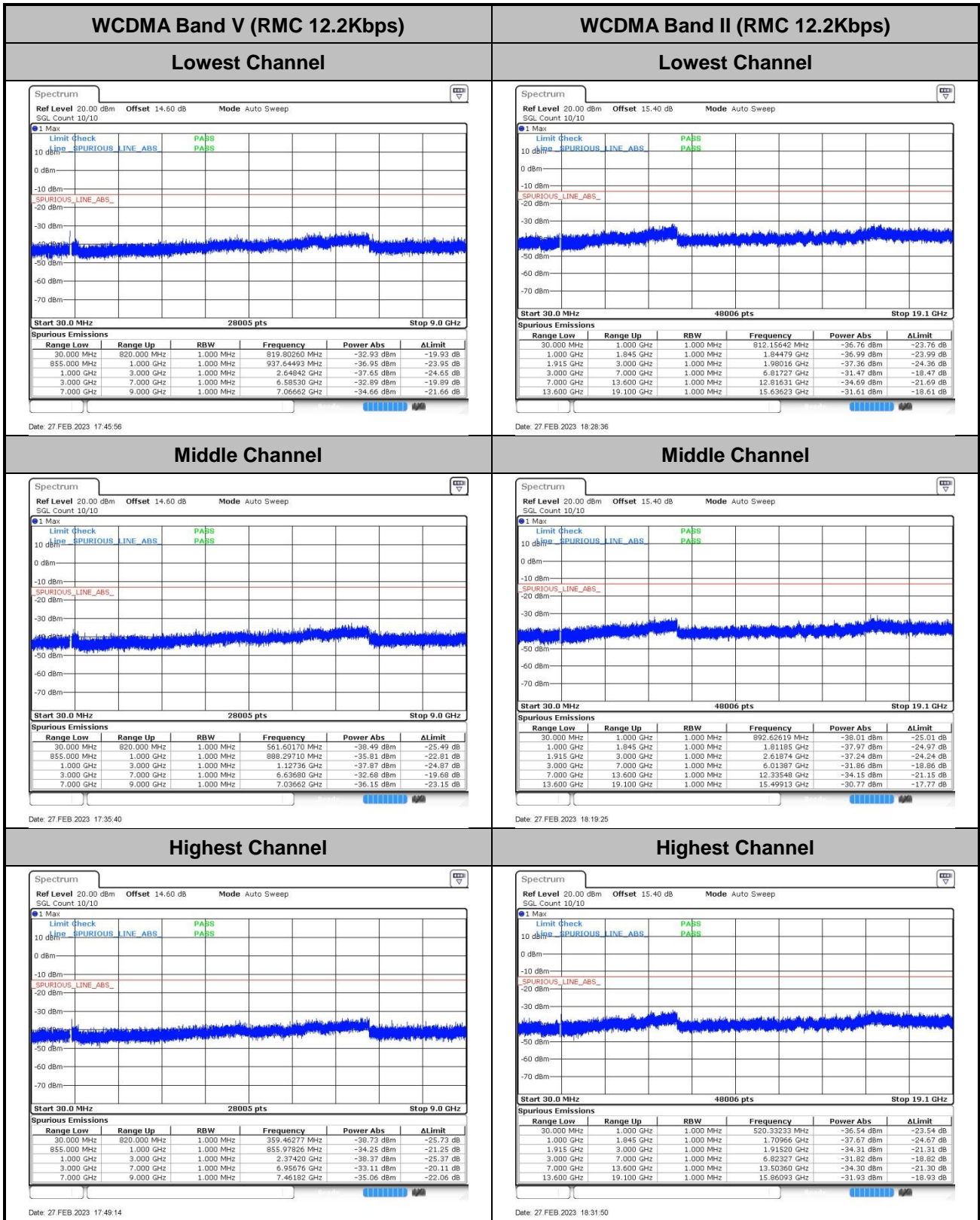
Date: 27.FEB.2023 18:44:23



Date: 27.FEB.2023 18:46:06



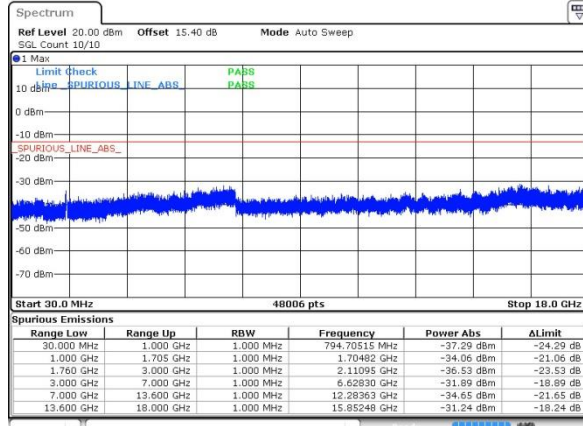
Conducted Spurious Emission





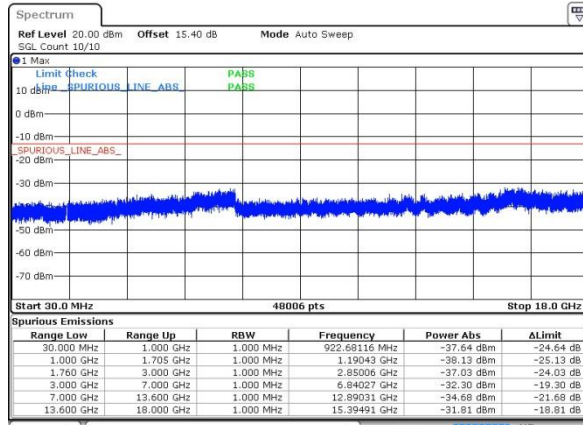
WCDMA Band IV (RMC 12.2Kbps)

Lowest Channel



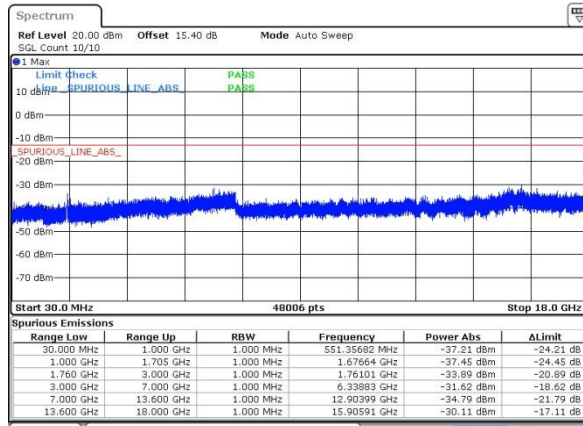
Date: 27 FEB 2023 18:56:01

Middle Channel



Date: 27 FEB 2023 18:49:30

Highest Channel



Date: 27 FEB 2023 18:59:15



Frequency Stability

Test Conditions	Middle Channel	WCDMA Band V (RMC 12.2Kbps)	Limit
Temperature (°C)	Voltage (Volt)	Deviation (ppm)	2.5ppm Result
50	Normal Voltage	0.0058	PASS
40	Normal Voltage	0.0377	
30	Normal Voltage	0.0485	
20(Ref.)	Normal Voltage	0.0000	
10	Normal Voltage	0.0069	
0	Normal Voltage	0.0344	
-10	Normal Voltage	0.0063	
-20	Normal Voltage	0.0141	
-30	Normal Voltage	0.0325	
20	Maximum Voltage	0.0418	
20	Normal Voltage	0.0176	
20	Battery End Point	0.0063	

Test Conditions	Middle Channel	WCDMA Band II (RMC 12.2Kbps)	Limit
Temperature (°C)	Voltage (Volt)	Deviation (ppm)	Note 2. Result
50	Normal Voltage	0.0169	PASS
40	Normal Voltage	0.0136	
30	Normal Voltage	0.0144	
20(Ref.)	Normal Voltage	0.0000	
10	Normal Voltage	0.0155	
0	Normal Voltage	0.0136	
-10	Normal Voltage	0.0247	
-20	Normal Voltage	0.0072	
-30	Normal Voltage	0.0169	
20	Maximum Voltage	0.0162	
20	Normal Voltage	0.0128	
20	Battery End Point	0.0019	



Test Conditions Temperature (°C)	Middle Channel Voltage (Volt)	WCDMA Band IV (RMC 12.2Kbps)	Limit Note 2.
		Deviation (ppm)	Result
50	Normal Voltage	0.0025	PASS
40	Normal Voltage	0.0139	
30	Normal Voltage	0.0023	
20(Ref.)	Normal Voltage	0.0000	
10	Normal Voltage	0.0017	
0	Normal Voltage	0.0026	
-10	Normal Voltage	0.0124	
-20	Normal Voltage	0.0169	
-30	Normal Voltage	0.0051	
20	Maximum Voltage	0.0026	
20	Normal Voltage	0.0017	
20	Battery End Point	0.0105	

Note:

1. Normal Voltage = 3.85V ; Battery End Point (BEP) =3.45V. ; Maximum Voltage =4.41V
2. The frequency fundamental emissions stay within the authorized frequency block based on the frequency deviation measured is small.



Appendix B. Test Results of Radiated Test

Radiated Spurious Emission

Test Engineer :	Carry Xu	Temperature :	23~25°C
		Relative Humidity :	41~42%

Sample 1 with Battery 1:

GSM850 (GSM)								
Channel	Frequency (MHz)	ERP (dBm)	Limit (dBm)	Over Limit (dB)	S.G. Power (dBm)	TX Cable loss (dB)	TX Antenna Gain (dBi)	Polarization (H/V)
Lowest	1648	-56.24	-13	-43.24	-63.21	1.58	10.70	H
	2474	-57.63	-13	-44.63	-65.88	2.102	12.50	H
	3294	-59.74	-13	-46.74	-68.63	2.856	13.90	H
	1648	-61.46	-13	-48.46	-68.43	1.58	10.70	V
	2474	-50.48	-13	-37.48	-58.73	2.10	12.50	V
	3294	-59.71	-13	-46.71	-68.60	2.86	13.90	V
Middle	1674	-58.67	-13	-45.67	-65.64	1.58	10.70	H
	2510	-53.11	-13	-40.11	-61.36	2.102	12.50	H
	3348	-60.24	-13	-47.24	-69.13	2.856	13.90	H
	1672	-61.51	-13	-48.51	-68.48	1.58	10.70	V
	2510	-52.88	-13	-39.88	-61.13	2.10	12.50	V
	3348	-60.33	-13	-47.33	-69.22	2.86	13.90	V
Highest	1698	-59.91	-13	-46.91	-66.88	1.58	10.70	H
	2546	-55.82	-13	-42.82	-64.07	2.102	12.50	H
	3396	-60.06	-13	-47.06	-68.95	2.856	13.90	H
	1698	-57.53	-13	-44.53	-64.50	1.58	10.70	V
	2548	-56.59	-13	-43.59	-64.84	2.10	12.50	V
	3396	-60.30	-13	-47.30	-69.19	2.86	13.90	V

Remark: Spurious emissions within 30-1000MHz were found more than 20dB below limit line.

GSM850 (EDGE)								
Channel	Frequency (MHz)	ERP (dBm)	Limit (dBm)	Over Limit (dB)	S.G. Power (dBm)	TX Cable loss (dB)	TX Antenna Gain (dBi)	Polarization (H/V)
Lowest	1648	-62.18	-13	-49.18	-69.15	1.58	10.70	H
	2472	-60.85	-13	-47.85	-69.10	2.102	12.50	H
	3296	-59.74	-13	-46.74	-68.63	2.856	13.90	H
	1648	-61.98	-13	-48.98	-68.95	1.58	10.70	V
	2472	-53.35	-13	-40.35	-61.60	2.10	12.50	V
	3296	-59.74	-13	-46.74	-68.63	2.86	13.90	V
Middle	1672	-57.83	-13	-44.83	-64.80	1.58	10.70	H
	2509	-57.03	-13	-44.03	-65.28	2.102	12.50	H
	3344	-60.23	-13	-47.23	-69.12	2.856	13.90	H
	1672	-54.99	-13	-41.99	-61.96	1.58	10.70	V
	2509	-59.11	-13	-46.11	-67.36	2.10	12.50	V
	3345	-60.21	-13	-47.21	-69.10	2.86	13.90	V
Highest	1696	-47.08	-13	-34.08	-54.05	1.58	10.70	H



	2544	-56.55	-13	-43.55	-64.80	2.102	12.50	H
	3392	-60.37	-13	-47.37	-69.26	2.856	13.90	H
	1696	-55.48	-13	-42.48	-62.45	1.58	10.70	V
	2544	-57.27	-13	-44.27	-65.52	2.10	12.50	V
	3395	-60.54	-13	-47.54	-69.43	2.86	13.90	V

Remark: Spurious emissions within 30-1000MHz were found more than 20dB below limit line.

GSM1900 (GSM)								
Channel	Frequency (MHz)	ERP (dBm)	Limit (dBm)	Over Limit (dB)	S.G. Power (dBm)	TX Cable loss (dB)	TX Antenna Gain (dBi)	Polarization (H/V)
Lowest	3705	-66.98	-13	-53.98	-79.24	2.64	14.90	H
	5550	-65.17	-13	-52.17	-77.03	2.94	14.80	H
	7395	-61.35	-13	-48.35	-71.12	3.39	13.16	H
	3705	-66.75	-13	-53.75	-79.01	2.64	14.90	V
	5550	-65.14	-13	-52.14	-77.00	2.94	14.80	V
	7395	-60.83	-13	-47.83	-70.60	3.39	13.16	V
Middle	3759	-66.03	-13	-53.03	-78.29	2.64	14.90	H
	5640	-64.18	-13	-51.18	-76.04	2.94	14.80	H
	7520	-61.11	-13	-48.11	-70.88	3.39	13.16	H
	3759	-65.61	-13	-52.61	-77.87	2.64	14.90	V
	5640	-63.51	-13	-50.51	-75.37	2.94	14.80	V
	7520	-60.62	-13	-47.62	-70.39	3.39	13.16	V
Highest	3825	-66.87	-13	-53.87	-79.13	2.64	14.90	H
	5730	-66.18	-13	-53.18	-78.04	2.94	14.80	H
	7635	-61.39	-13	-48.39	-71.16	3.39	13.16	H
	3825	-66.90	-13	-53.90	-79.16	2.64	14.90	V
	5730	-65.91	-13	-52.91	-77.77	2.94	14.80	V
	7635	-60.78	-13	-47.78	-70.55	3.39	13.16	V

Remark: Spurious emissions within 30-1000MHz were found more than 20dB below limit line.

GSM1900 (EDGE)								
Channel	Frequency (MHz)	ERP (dBm)	Limit (dBm)	Over Limit (dB)	S.G. Power (dBm)	TX Cable loss (dB)	TX Antenna Gain (dBi)	Polarization (H/V)
Lowest	3705	-67.33	-13	-54.33	-79.59	2.64	14.90	H
	5550	-65.54	-13	-52.54	-77.40	2.94	14.80	H
	7395	-61.76	-13	-48.76	-71.53	3.39	13.16	H
	3705	-67.19	-13	-54.19	-79.45	2.64	14.90	V
	5550	-65.44	-13	-52.44	-77.30	2.94	14.80	V
	7395	-61.19	-13	-48.19	-70.96	3.39	13.16	V
Middle	3765	-66.78	-13	-53.78	-79.04	2.64	14.90	H
	5640	-64.60	-13	-51.60	-76.46	2.94	14.80	H
	7515	-61.58	-13	-48.58	-71.35	3.39	13.16	H
	3765	-66.54	-13	-53.54	-78.80	2.64	14.90	V
	5640	-64.58	-13	-51.58	-76.44	2.94	14.80	V
	7515	-61.10	-13	-48.10	-70.87	3.39	13.16	V
Highest	3825	-67.51	-13	-54.51	-79.77	2.64	14.90	H
	5730	-66.85	-13	-53.85	-78.71	2.94	14.80	H
	7635	-61.76	-13	-48.76	-71.53	3.39	13.16	H
	3825	-67.21	-13	-54.21	-79.47	2.64	14.90	V
	5730	-66.39	-13	-53.39	-78.25	2.94	14.80	V



	7635	-61.40	-13	-48.40	-71.17	3.39	13.16	V
--	------	--------	-----	--------	--------	------	-------	---

Remark: Spurious emissions within 30-1000MHz were found more than 20dB below limit line.

WCDMA Band V(RMC 12.2Kbps)								
Channel	Frequency (MHz)	ERP (dBm)	Limit (dBm)	Over Limit (dB)	S.G. Power (dBm)	TX Cable loss (dB)	TX Antenna Gain (dBi)	Polarization (H/V)
Lowest	1656	-64.54	-13	-51.54	-71.51	1.58	10.70	H
	2479.2	-60.80	-13	-47.80	-69.05	2.102	12.50	H
	3305.6	-59.55	-13	-46.55	-68.44	2.856	13.90	H
	1656	-63.42	-13	-50.42	-70.39	1.58	10.70	V
	2479.2	-58.92	-13	-45.92	-67.17	2.10	12.50	V
	3304	-59.45	-13	-46.45	-68.34	2.86	13.90	V
Middle	1672	-64.26	-13	-51.26	-71.23	1.58	10.70	H
	2509.2	-59.56	-13	-46.56	-67.81	2.102	12.50	H
	3345.6	-60.24	-13	-47.24	-69.13	2.856	13.90	H
	1672.8	-63.09	-13	-50.09	-70.06	1.58	10.70	V
	2512	-58.93	-13	-45.93	-67.18	2.10	12.50	V
	3344	-60.38	-13	-47.38	-69.27	2.86	13.90	V
Highest	1696	-63.86	-13	-50.86	-70.83	1.58	10.70	H
	2539.8	-59.61	-13	-46.61	-67.86	2.102	12.50	H
	3386.4	-60.54	-13	-47.54	-69.43	2.856	13.90	H
	1696	-62.73	-13	-49.73	-69.70	1.58	10.70	V
	2539.8	-59.10	-13	-46.10	-67.35	2.10	12.50	V
	3386.4	-60.47	-13	-47.47	-69.36	2.86	13.90	V

Remark: Spurious emissions within 30-1000MHz were found more than 20dB below limit line.

WCDMA Band II(RMC 12.2Kbps)								
Channel	Frequency (MHz)	EIRP (dBm)	Limit (dBm)	Over Limit (dB)	S.G. Power (dBm)	TX Cable loss (dB)	TX Antenna Gain (dBi)	Polarization (H/V)
Lowest	3705	-67.19	-13	-54.19	-79.45	2.64	14.90	H
	5550	-65.26	-13	-52.26	-77.12	2.94	14.80	H
	7410	-61.80	-13	-48.80	-71.57	3.39	13.16	H
	3705	-67.00	-13	-54.00	-79.26	2.64	14.90	V
	5550	-64.89	-13	-51.89	-76.75	2.94	14.80	V
	7410	-61.33	-13	-48.33	-71.10	3.39	13.16	V
Middle	3765	-66.91	-13	-53.91	-79.17	2.64	14.90	H
	5640	-64.11	-13	-51.11	-75.97	2.94	14.80	H
	7515	-61.70	-13	-48.70	-71.47	3.39	13.16	H
	3765	-66.37	-13	-53.37	-78.63	2.64	14.90	V
	5640	-62.97	-13	-49.97	-74.83	2.94	14.80	V
	7515	-61.24	-13	-48.24	-71.01	3.39	13.16	V
Highest	3810	-67.18	-13	-54.18	-79.44	2.64	14.90	H
	5730	-65.71	-13	-52.71	-77.57	2.94	14.80	H
	7635	-61.83	-13	-48.83	-71.60	3.39	13.16	H
	3810	-66.83	-13	-53.83	-79.09	2.64	14.90	V
	5730	-65.39	-13	-52.39	-77.25	2.94	14.80	V
	7635	-61.23	-13	-48.23	-71.00	3.39	13.16	V

Remark: Spurious emissions within 30-1000MHz were found more than 20dB below limit line.



WCDMA Band IV(RMC 12.2Kbps)								
Channel	Frequency (MHz)	EIRP (dBm)	Limit (dBm)	Over Limit (dB)	S.G. Power (dBm)	TX Cable loss (dB)	TX Antenna Gain (dBi)	Polarization (H/V)
Lowest	3424.8	-58.14	-13	-45.14	-68.88	2.604	13.34	H
	5137.2	-55.57	-13	-42.57	-66.08	3.011	13.52	H
	6855	-54.38	-13	-41.38	-64.58	3.271	13.47	H
	3424.8	-58.40	-13	-45.40	-69.14	2.604	13.34	V
	5137.2	-55.64	-13	-42.64	-66.15	3.011	13.52	V
	6855	-54.46	-13	-41.46	-64.66	3.271	13.47	V
Middle	3465	-58.07	-13	-45.07	-68.81	2.604	13.34	H
	5197.8	-54.81	-13	-41.81	-65.32	3.011	13.52	H
	6930.4	-54.27	-13	-41.27	-64.47	3.271	13.47	H
	3465	-58.14	-13	-45.14	-68.88	2.604	13.34	V
	5197.8	-54.56	-13	-41.56	-65.07	3.011	13.52	V
	6930.4	-54.65	-13	-41.65	-64.85	3.271	13.47	V
Highest	3505.2	-57.77	-13	-44.77	-68.51	2.604	13.34	H
	5257.8	-56.92	-13	-43.92	-67.43	3.011	13.52	H
	7010.4	-54.01	-13	-41.01	-64.21	3.271	13.47	H
	3505.2	-58.16	-13	-45.16	-68.90	2.604	13.34	V
	5257.8	-57.02	-13	-44.02	-67.53	3.011	13.52	V
	7010.4	-54.37	-13	-41.37	-64.57	3.271	13.47	V

Remark: Spurious emissions within 30-1000MHz were found more than 20dB below limit line.

Sample 1 with Battery 2:

GSM850 (EDGE)								
Channel	Frequency (MHz)	ERP (dBm)	Limit (dBm)	Over Limit (dB)	S.G. Power (dBm)	TX Cable loss (dB)	TX Antenna Gain (dBi)	Polarization (H/V)
Lowest	1648	-63.09	-13	-50.09	-70.06	1.58	10.70	H
	2472	-58.18	-13	-45.18	-66.43	2.102	12.50	H
	3296	-58.88	-13	-45.88	-67.77	2.856	13.90	H
	1648	-62.50	-13	-49.50	-69.47	1.58	10.70	V
	2472	-53.59	-13	-40.59	-61.84	2.10	12.50	V
	3296	-58.92	-13	-45.92	-67.81	2.86	13.90	V
Middle	1672	-62.75	-13	-49.75	-69.72	1.58	10.70	H
	2512	-56.32	-13	-43.32	-64.57	2.102	12.50	H
	3344	-59.31	-13	-46.31	-68.20	2.856	13.90	H
	1672	-61.45	-13	-48.45	-68.42	1.58	10.70	V
	2512	-55.41	-13	-42.41	-63.66	2.10	12.50	V
	3344	-59.26	-13	-46.26	-68.15	2.86	13.90	V
Highest	1696	-61.11	-13	-48.11	-68.08	1.58	10.70	H
	2544	-55.64	-13	-42.64	-63.89	2.102	12.50	H
	3392	-59.09	-13	-46.09	-67.98	2.856	13.90	H
	1696	-61.16	-13	-48.16	-68.13	1.58	10.70	V
	2544	-57.94	-13	-44.94	-66.19	2.10	12.50	V
	3392	-59.15	-13	-46.15	-68.04	2.86	13.90	V

Remark: Spurious emissions within 30-1000MHz were found more than 20dB below limit line.



Sample 1 with Battery 3:

GSM850 (EDGE)								
Channel	Frequency (MHz)	ERP (dBm)	Limit (dBm)	Over Limit (dB)	S.G. Power (dBm)	TX Cable loss (dB)	TX Antenna Gain (dBi)	Polarization (H/V)
Lowest	1648	-63.34	-13	-50.34	-70.31	1.58	10.70	H
	2472	-58.64	-13	-45.64	-66.89	2.102	12.50	H
	3296	-58.94	-13	-45.94	-67.83	2.856	13.90	H
	1648	-62.59	-13	-49.59	-69.56	1.58	10.70	V
	2472	-54.90	-13	-41.90	-63.15	2.10	12.50	V
	3296	-58.85	-13	-45.85	-67.74	2.86	13.90	V
Middle	1672	-62.79	-13	-49.79	-69.76	1.58	10.70	H
	2512	-57.30	-13	-44.30	-65.55	2.102	12.50	H
	3344	-59.31	-13	-46.31	-68.20	2.856	13.90	H
	1672	-61.44	-13	-48.44	-68.41	1.58	10.70	V
	2512	-55.95	-13	-42.95	-64.20	2.10	12.50	V
	3344	-59.06	-13	-46.06	-67.95	2.86	13.90	V
Highest	1696	-61.80	-13	-48.80	-68.77	1.58	10.70	H
	2544	-58.42	-13	-45.42	-66.67	2.102	12.50	H
	3392	-59.12	-13	-46.12	-68.01	2.856	13.90	H
	1696	-61.44	-13	-48.44	-68.41	1.58	10.70	V
	2544	-58.00	-13	-45.00	-66.25	2.10	12.50	V
	3392	-59.26	-13	-46.26	-68.15	2.86	13.90	V

Remark: Spurious emissions within 30-1000MHz were found more than 20dB below limit line.