

Appendix D. SAR Test Setup Photos
Head Exposure Condition




Right Cheek, Test Separation 0 mm




Right Tilted, Test Separation 0 mm




Left Cheek, Test Separation 0 mm



Left Tilted, Test Separation 0 mm



Right Cheek_ BLE Beacon, Test Separation 0 mm



Right Cheek_ Extended, Test Separation 0 mm



Right Tilted _ BLE Beacon, Test Separation 0 mm



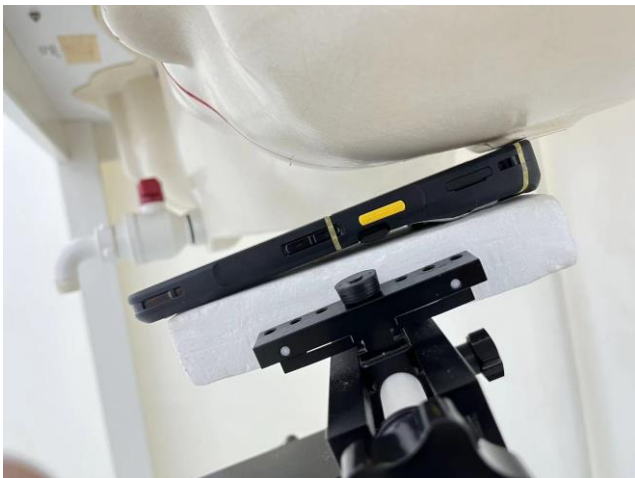
Right Tilted _ Extended, Test Separation 0 mm



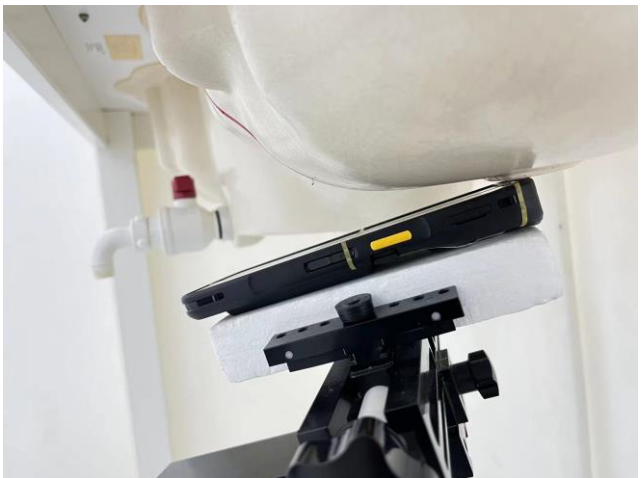
Left Cheek_ BLE Beacon, Test Separation 0 mm



Left Cheek_ Extended, Test Separation 0 mm



Left Tilted _ BLE Beacon, Test Separation 0 mm




Left Tilted _ Extended, Test Separation 0 mm

Hotspot Exposure Condition



Front, Test Separation 10 mm




Back, Test Separation 10 mm



Left Side, Test Separation 10 mm



Right Side, Test Separation 10 mm



Top Side, Test Separation 10 mm




Bottom Side, Test Separation 10 mm




Front _ BLE Beacon, Test Separation 10 mm



Front _ Extended, Test Separation 10 mm



Back _ BLE Beacon, Test Separation 10 mm



Back _ Extended, Test Separation 10 mm



Left Side _ BLE Beacon, Test Separation 10 mm



Left Side _ Extended, Test Separation 10 mm



Right Side _ BLE Beacon, Test Separation 10 mm



Right Side _ Extended, Test Separation 10 mm



Top Side _ BLE Beacon, Test Separation 10 mm



Top Side _ Extended, Test Separation 10 mm



Bottom Side _ BLE Beacon, Test Separation 10 mm



Bottom Side _ Extended, Test Separation 10 mm

Body-worn Exposure Condition



Front, Test Separation 15 mm



Back, Test Separation 15 mm



Front _ BLE Beacon, Test Separation 15 mm



Front _ Extended, Test Separation 15 mm



Back _ BLE Beacon, Test Separation 15 mm



Back _ Extended, Test Separation 15 mm



Front (Soft Holster), Test Separation 0 mm



Back (Soft Holster), Test Separation 0 mm



Back with headset (3.5mm PTT),
Test Separation 15 mm



Back with headset (Type C Audio),
Test Separation 15 mm

Product Specific 10g SAR



Front, Test Separation 0 mm




Back, Test Separation 0 mm



Left Side, Test Separation 0 mm



Right Side, Test Separation 0 mm



Top Side, Test Separation 0 mm



Bottom Side, Test Separation 0 mm



Back _ BLE Beacon, Test Separation 0 mm




Back _ Extended, Test Separation 0 mm




Right Side _ BLE Beacon, Test Separation 0 mm



Right Side _ Extended, Test Separation 0 mm

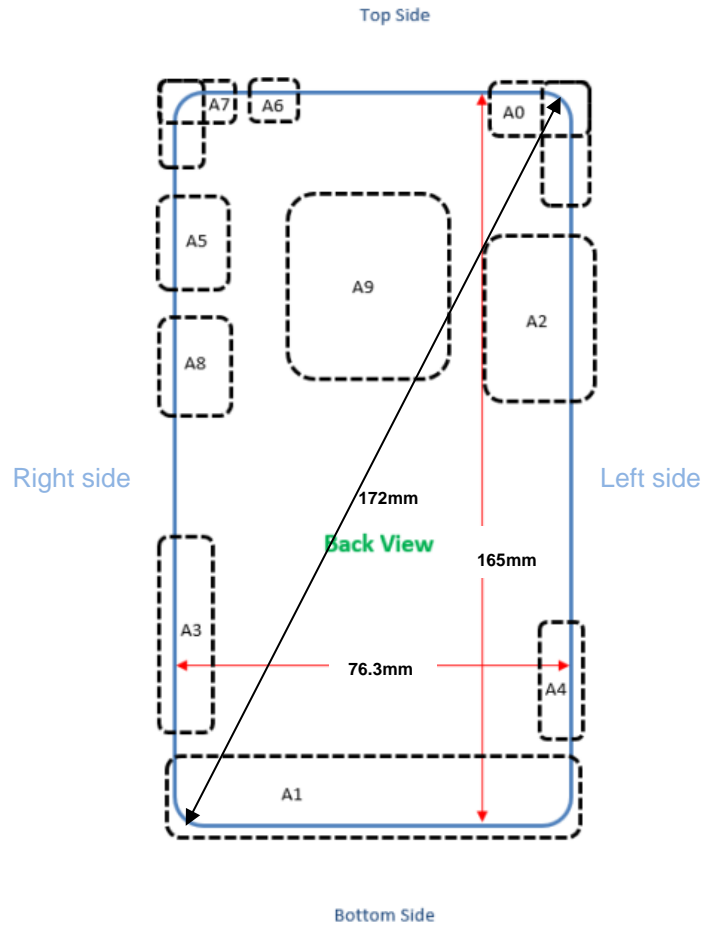


Bottom Side _ BLE Beacon, Test Separation 0 mm



Bottom Side _ Extended, Test Separation 0 mm

Antenna Location



Antenna	Support Band
Antenna 0	UMTS: B5<TX/RX> LTE: B5/12/13/14/17/26/71<TX/RX> NR: n5/12/13/14/26/71<TX/RX> NR: n41/77<RX>
Antenna 1	LTE: B2/4/25/66<TX/RX> NR: n2/25/66/n77<TX/RX>
Antenna 2	UMTS: B2/4<TX/RX> LTE: B2/4/7/25/66/38/41<TX/RX> NR: n2/7/25/66/38/41<TX/RX>
Antenna 3	NR: n41<RX>
Antenna 4	NR: n41<RX>
Antenna 5	LTE: B48<TX/RX> NR: n48/77<TX/RX>
Antenna 6	NR: n77<RX>
Antenna 7	WLAN 2.4GHz<TX/RX> WLAN 5GHz/6GHz<TX/RX> Bluetooth<TX/RX>
Antenna 8	WLAN 2.4GHz<TX/RX> WLAN 5GHz/6GHz<TX/RX>
NFC Antenna 9	NFC<TX/RX>

Note:

1. LTE B2/4/25/66 ant1 were limited to EN-DC combination only.
2. 5G NR n41 ant 0/3/4 and 5G NR n77 ant 0/6 supports SRS (Sounding Reference Signal) functionality only.
3. 5G NR n77 ant 1 were limited to UL MIMO mode.

Distance of the Antenna to the EUT surface/edge						
Antennas	Back	Front	Top Side	Bottom Side	Left Side	Right Side
Antenna 0	≤ 25mm	≤ 25mm	≤ 25mm	>25mm	≤ 25mm	>25mm
Antenna 1	≤ 25mm	≤ 25mm	≤ 25mm	>25mm	≤ 25mm	≤ 25mm
Antenna 2	≤ 25mm	≤ 25mm	≤ 25mm	>25mm	≤ 25mm	>25mm
Antenna 3	≤ 25mm	≤ 25mm	>25mm	≤ 25mm	>25mm	≤ 25mm
Antenna 4	≤ 25mm	≤ 25mm	>25mm	≤ 25mm	≤ 25mm	≤ 25mm
Antenna 5	≤ 25mm	≤ 25mm	≤ 25mm	>25mm	>25mm	≤ 25mm
Antenna 6	≤ 25mm	≤ 25mm	≤ 25mm	>25mm	>25mm	≤ 25mm
Antenna 7	≤ 25mm	≤ 25mm	≤ 25mm	>25mm	>25mm	≤ 25mm
Antenna 8	≤ 25mm	≤ 25mm	≤ 25mm	>25mm	>25mm	≤ 25mm
NFC Antenna	≤ 25mm	≤ 25mm	≤ 25mm	>25mm	≤ 25mm	≤ 25mm

Distance of the Antenna to the EUT surface/edge						
Antennas	Back	Front	Top Side	Bottom Side	Left Side	Right Side
Antenna 0	Yes	Yes	Yes	No	Yes	No
Antenna 1	Yes	Yes	Yes	No	Yes	Yes
Antenna 2	Yes	Yes	Yes	No	Yes	No
Antenna 3	Yes	Yes	No	Yes	No	Yes
Antenna 4	Yes	Yes	No	Yes	Yes	No
Antenna 5	Yes	Yes	Yes	No	No	Yes
Antenna 6	Yes	Yes	Yes	No	No	Yes
Antenna 7	Yes	Yes	Yes	No	No	Yes
Antenna 8	Yes	Yes	Yes	No	No	Yes
NFC Antenna	Yes	Yes	Yes	No	Yes	Yes

Note: Referring to KDB 941225 D06 v02r01, when the overall device length and width are ≥ 9cm*5cm, the test distance is 10 mm. SAR must be measured for all sides and surfaces with a transmitting antenna located within 25mm from that surface or edge.