


Appendix E. Setup Photographs

<Conducted Emission>

Remote View





Rear View




<Radiated Emission>


<Antenna 1>

X Plane

LF




HF




<Antenna 3>

Y Plane

LF




HF




<Antenna 4>

Vertical

LF



HF



————THE END————