



FCC RF Test Report

APPLICANT : Zebra Technologies Corporation
EQUIPMENT : Vehicle Computer
BRAND NAME : Zebra
MODEL NAME : VC80x
FCC ID : UZ7VC80X
STANDARD : FCC Part 15 Subpart E §15.407
CLASSIFICATION : (NII) Unlicensed National Information Infrastructure

The product was received on May 20, 2017 and testing was completed on Aug. 28, 2017. We, SPORTON INTERNATIONAL INC., would like to declare that the tested sample has been evaluated in accordance with the test procedures and has been in compliance with the applicable technical standards.

The test results in this report apply exclusively to the tested model / sample. Without written approval of SPORTON INTERNATIONAL INC., the test report shall not be reproduced except in full.

Reviewed by: Joseph Lin / Supervisor

Approved by: Jones Tsai / Manager



Testing Laboratory
1190

SPORTON INTERNATIONAL INC.

No. 52, Hwa Ya 1st Rd., Hwa Ya Technology Park, Kwei-Shan District, Tao Yuan City, Taiwan, R.O.C.



TABLE OF CONTENTS

REVISION HISTORY..... 3

SUMMARY OF TEST RESULT 4

1 GENERAL DESCRIPTION 5

 1.1 Applicant 5

 1.2 Manufacturer 5

 1.3 Product Feature of Equipment Under Test 5

 1.4 Product Specification of Equipment Under Test 7

 1.5 Modification of EUT 11

 1.6 Testing Location 12

 1.7 Applicable Standards 12

2 TEST CONFIGURATION OF EQUIPMENT UNDER TEST 13

 2.1 Carrier Frequency and Channel 13

 2.2 Test Mode 15

 2.3 Connection Diagram of Test System 28

 2.4 Support Unit used in test configuration and system 30

 2.5 EUT Operation Test Setup 30

 2.6 Measurement Results Explanation Example 30

3 TEST RESULT 31

 3.1 26dB & 99% Occupied Bandwidth Measurement 31

 3.2 Maximum Conducted Output Power Measurement 39

 3.3 Power Spectral Density Measurement 50

 3.4 Unwanted Emissions Measurement 59

 3.5 AC Conducted Emission Measurement 64

 3.6 Frequency Stability Measurement 66

 3.7 Automatically Discontinue Transmission 68

 3.8 Antenna Requirements 69

4 LIST OF MEASURING EQUIPMENT 71

5 UNCERTAINTY OF EVALUATION 72

APPENDIX A. AC CONDUCTED EMISSION TEST RESULT

APPENDIX B. RADIATED SPURIOUS EMISSION

APPENDIX C. RADIATED SPURIOUS EMISSION PLOTS

APPENDIX D. DUTY CYCLE PLOTS

APPENDIX E. SETUP PHOTOGRAPHS



REVISION HISTORY

REPORT NO.	VERSION	DESCRIPTION	ISSUED DATE
FR752421D	Rev. 01	Initial issue of report	Oct. 11, 2017



SUMMARY OF TEST RESULT

Report Section	FCC Rule	Description	Limit	Result	Remark
3.1	2.1049 15.403(i)	26dB & 99% Bandwidth	-	Pass	-
3.2	15.407(a)	Maximum Conducted Output Power	≤ 24 dBm (depend on band)	Pass	-
3.3	15.407(a)	Power Spectral Density	≤ 11 dBm (depend on band)	Pass	-
3.4	15.407(b)	Unwanted Emissions	≤ -17, -27 dBm (depend on band)&15.209(a)	Pass	Under limit 1.31 dB at 5148.460 MHz and 5149.760 MHz
3.5	15.207	AC Conducted Emission	15.207(a)	Pass	Under limit 14.80 dB at 0.150 MHz
3.6	15.407(g)	Frequency Stability	Within Operation Band	Pass	-
3.7	15.407(c)	Automatically Discontinue Transmission	Discontinue Transmission	Pass	-
3.8	15.203 & 15.407(a)	Antenna Requirement	N/A	Pass	-



1 General Description

1.1 Applicant

Zebra Technologies Corporation
1 Zebra Plaza, Holtsville, NY 11742-1300, USA

1.2 Manufacturer

Zebra Technologies Corporation
1 Zebra Plaza, Holtsville, NY 11742-1300, USA

1.3 Product Feature of Equipment Under Test

Product Feature	
Equipment	Vehicle Computer
Brand Name	Zebra
Model Name	VC80x
FCC ID	UZ7VC80X
Sample 1	Standard SKU
Sample 2	Outdoor SKU
Sample 3	Freezer SKU
EUT supports Radios application	WLAN 11a/b/g/n HT20/HT40 WLAN 11ac VHT20/VHT40/VHT80 Bluetooth BR/EDR/LE
HW Version	EV
SW Version	91-15-01.7-MN-00
FW Version	FUSION_BA_2_00.0.0.033_M
MFD	25May17
EUT Stage	Identical Prototype

Remark: The above EUT's information was declared by manufacturer. Please refer to the specifications or user's manual for more detailed description.



Accessories Information				
AC Adapter	Brand Name	Zebra	Model Name	FSP150
Car Charger	Brand Name	Zebra	Model Name	CA1210
RJ50/USB cable	Brand Name	Zebra	Model Name	CBA-U01-S07ZAP
Scanner	Brand Name	Zebra	Model Name	DS3508
Scanner	Brand Name	Zebra	Model Name	LS3408
Audio Speaker	Brand Name	Zebra	Model Name	M1000
Ferrite Core	Brand Name	Zebra	Model Name	M1000
Keyboard (ikey)	Brand Name	Zebra	Model Name	iKey
Keyboard (remote keyboard)	Brand Name	Zebra	Model Name	KYBD-QW-VC
External Antenna (Monopole)	Brand Name	Zebra	Model Name	AN2010
External Antenna (Monopole)	Brand Name	Zebra	Model Name	AN2020
External Antenna (Dipole)	Brand Name	Zebra	Model Name	AN2030



1.4 Product Specification of Equipment Under Test

Standards-related Product Specification	
Tx/Rx Frequency Range	5180 MHz ~ 5240 MHz 5260 MHz ~ 5320 MHz 5500 MHz ~ 5720 MHz
Maximum Output Power to antenna <CDD Mode>	<p><5180 MHz ~ 5240 MHz></p> <p><Chain 0> 802.11a : 18.37 dBm (0.0687 W) 802.11n HT20 : 17.45 dBm (0.0556 W) 802.11n HT40 : 15.02 dBm (0.0318 W) 802.11ac VHT20 : 17.52 dBm (0.0565 W) 802.11ac VHT40 : 15.08 dBm (0.0322 W) 802.11ac VHT80 : 7.46 dBm (0.0056 W)</p> <p><Chain 1> 802.11a : 19.12 dBm (0.0817 W) 802.11n HT20 : 17.62 dBm (0.0578 W) 802.11n HT40 : 15.08 dBm (0.0322 W) 802.11ac VHT20 : 17.60 dBm (0.0575 W) 802.11ac VHT40 : 15.15 dBm (0.0327 W) 802.11ac VHT80 : 7.44 dBm (0.0055 W)</p> <p><MIMO Chain 0+1> 802.11a : 20.39 dBm (0.1094 W) 802.11n HT20: 20.62 dBm (0.1153 W) 802.11n HT40 : 18.15 dBm (0.0653 W) 802.11ac VHT20 : 20.66 dBm (0.1164 W) 802.11ac VHT40 : 18.19 dBm (0.0659 W) 802.11ac VHT80 : 10.49 dBm (0.0112 W)</p> <p><5260 MHz ~ 5320 MHz></p> <p><Chain > 802.11a : 18.41 dBm (0.0693 W) 802.11n HT20 : 17.64 dBm (0.0581 W) 802.11n HT40 : 14.83 dBm (0.0304 W) 802.11ac VHT20 : 17.62 dBm (0.0578 W) 802.11ac VHT40 : 14.85 dBm (0.0305 W) 802.11ac VHT80 : 10.10 dBm (0.0102 W)</p> <p><Chain 1> 802.11a : 18.82 dBm (0.0762 W) 802.11n HT20 : 17.44 dBm (0.0555 W) 802.11n HT40 : 14.76 dBm (0.0299 W) 802.11ac VHT20 : 17.46 dBm (0.0557 W) 802.11ac VHT40 : 14.75 dBm (0.0299 W) 802.11ac VHT80 : 10.30 dBm (0.0107 W)</p> <p><MIMO Chain 0+1> 802.11a : 20.18 dBm (0.1042 W) 802.11n HT20: 20.64 dBm (0.1159 W) 802.11n HT40 : 17.86 dBm (0.0611 W) 802.11ac VHT20 : 20.66 dBm (0.1164 W) 802.11ac VHT40 : 17.87 dBm (0.0612 W) 802.11ac VHT80 : 13.31 dBm (0.0214 W)</p>



Standards-related Product Specification	
<p>Maximum Output Power to antenna <CDD Mode></p>	<p><5500 MHz ~ 5720 MHz> < Chain 0> 802.11a : 18.31 dBm (0.0678 W) 802.11n HT20 : 17.55 dBm (0.0569 W) 802.11n HT40 : 18.23 dBm (0.0665 W) 802.11ac VHT20 : 17.68 dBm (0.0586 W) 802.11ac VHT40 : 18.42 dBm (0.0695 W) 802.11ac VHT80 : 18.09 dBm (0.0644 W) < Chain 1> 802.11a : 19.11 dBm (0.0815 W) 802.11n HT20 : 17.65 dBm (0.0582 W) 802.11n HT40 : 18.39 dBm (0.0690 W) 802.11ac VHT20 : 17.69 dBm (0.0587 W) 802.11ac VHT40 : 18.33 dBm (0.0681 W) 802.11ac VHT80 : 18.09 dBm (0.0644 W) <MIMO Chain 0+1> 802.11a : 20.39 dBm (0.1094 W) 802.11n HT20 : 20.70 dBm (0.1175 W) 802.11n HT40 : 21.40 dBm (0.1380 W) 802.11ac VHT20 : 20.74 dBm (0.1186 W) 802.11ac VHT40 : 21.42 dBm (0.1387 W) 802.11ac VHT80 : 21.09 dBm (0.1285 W)</p>
<p>Maximum Output Power to antenna <TXBF Mode></p>	<p><5180 MHz ~ 5240 MHz> <MIMO Chain 0+1> 802.11n HT20 : 19.60 dBm (0.0912 W) 802.11n HT40 : 19.77 dBm (0.0948 W) 802.11ac VHT20 : 19.64 dBm (0.0920 W) 802.11ac VHT40 : 19.81 dBm (0.0957 W) 802.11ac VHT80 : 11.02 dBm (0.0126 W) <5260 MHz ~ 5320 MHz> <MIMO Chain 0+1> 802.11n HT20 : 19.67 dBm (0.0927 W) 802.11n HT40 : 19.08 dBm (0.0809 W) 802.11ac VHT20 : 19.73 dBm (0.0940 W) 802.11ac VHT40 : 19.10 dBm (0.0813 W) 802.11ac VHT80 : 12.22 dBm (0.0167 W) <5500 MHz ~ 5720 MHz> <MIMO Chain 0+1> 802.11n HT20 : 19.58 dBm (0.0908 W) 802.11n HT40 : 21.80 dBm (0.1514 W) 802.11ac VHT20 : 19.60 dBm (0.0912 W) 802.11ac VHT40 : 21.93 dBm (0.1560 W) 802.11ac VHT80 : 21.94 dBm (0.1563 W)</p>



Standards-related Product Specification	
99% Occupied Bandwidth <CDD Mode>	<5180 MHz ~ 5240 MHz>
	<Chain 0>
	802.11a : 18.90MHz
	<Chain 1>
	802.11a : 19.80MHz
	<MIMO Chain 0>
	802.11a : 18.20MHz
	802.11ac VHT20 : 19.10MHz
	802.11ac VHT40 : 36.80MHz
	802.11ac VHT80 : 75.96MHz
	<MIMO Chain 1>
	802.11a : 18.25MHz
	802.11ac VHT20 : 19.25MHz
	802.11ac VHT40 : 36.70MHz
	802.11ac VHT80 : 75.84MHz
	<5260 MHz ~ 5320 MHz>
	<Chain 0>
	802.11a : 19.25MHz
	<Chain 1>
	802.11a : 18.65MHz
	<MIMO Chain 0>
	802.11a : 18.40MHz
	802.11ac VHT20 : 18.90MHz
	802.11ac VHT40 : 36.90MHz
	802.11ac VHT80 : 76.08MHz
	<MIMO Chain 1>
	802.11a : 18.20MHz
	802.11ac VHT20 : 19.00MHz
802.11ac VHT40 : 36.80MHz	
802.11ac VHT80 : 75.84MHz	
<5500 MHz ~ 5720 MHz>	
<Chain 0>	
802.11a : 18.70MHz	
<Chain 1>	
802.11a : 27.55MHz	
<MIMO Chain 0>	
802.11a : 18.40MHz	
802.11ac VHT20 : 19.40MHz	
802.11ac VHT40 : 52.30MHz	
802.11ac VHT80 : 76.68MHz	
<MIMO Chain 1>	
802.11a : 23.25MHz	
802.11ac VHT20 : 27.05MHz	
802.11ac VHT40 : 58.80MHz	
802.11ac VHT80 : 77.28MHz	



Standards-related Product Specification			
99% Occupied Bandwidth <TXBF Mode>	<p><5180 MHz ~ 5240 MHz> <MIMO Chain 0> 802.11ac VHT20 : 18.90MHz 802.11ac VHT40 : 36.60MHz 802.11ac VHT80 : 75.84MHz <MIMO Chain 1> 802.11ac VHT20 : 18.80MHz 802.11ac VHT40 : 36.80MHz 802.11ac VHT80 : 75.36MHz <5260 MHz ~ 5320 MHz> <MIMO Chain 0> 802.11ac VHT20 : 18.75MHz 802.11ac VHT40 : 36.60MHz 802.11ac VHT80 : 75.96MHz <MIMO Chain 1> 802.11ac VHT20 : 18.75MHz 802.11ac VHT40 : 36.70MHz 802.11ac VHT80 : 75.84MHz <5500 MHz ~ 5720 MHz> <MIMO Chain 0> 802.11ac VHT20 : 18.85MHz 802.11ac VHT40 : 37.10MHz 802.11ac VHT80 : 76.08MHz <MIMO Chain 1> 802.11ac VHT20 : 18.90MHz 802.11ac VHT40 : 52.80MHz 802.11ac VHT80 : 77.28MHz</p>		
Antenna Function Description		Ant. 1	Ant. 2
	802.11 a/n/ac	V	V
	802.11 a/n/ac MIMO	V	V
	802.11n/ac TXBF	V	V
Type of Modulation	802.11an : OFDM (BPSK / QPSK / 16QAM / 64QAM) 802.11ac : OFDM (BPSK / QPSK / 16QAM / 64QAM /256QAM)		

Note: MIMO Ant. 1+2 is a calculated result from sum of the power MIMO Ant. 1 and MIMO Ant. 2.



Antenna No.	Chain No.	Model	Antenna Type	Antenna Gain (dBi) Exclude Cable loss	Internal Cable loss (dB)	External Cable loss (dB)	Antenna Gain (dBi) Include Cable loss	Frequency (GHz)
1	Int. Chain 0	AN000097A01	Patch	3.96	N/A	N/A	3.96	2.4~2.4835
				5	N/A	N/A	5	5.15~5.85
	Int. Chain 1			3.69	N/A	N/A	3.69	2.4~2.4835
				5	N/A	N/A	5	5.15~5.85
2	Ext. Chain 0	AN2010	Monopole	2	0.6	1.8	-0.4	2.4~2.4835
				2	0.9	2.6	-1.5	5.15~5.85
	Ext. Chain 1			2	0.6	1.8	-0.4	2.4~2.4835
				2	0.9	2.6	-1.5	5.15~5.85
3	Ext. Chain 0	AN2020	Monopole	5	0.6	1.8	2.6	2.4~2.4835
	Ext. Chain 1			5	0.6	1.8	2.6	2.4~2.4835
4	Ext. Chain 0	AN2030	Dipole	2	0.6	N/A	1.4	2.4~2.4835
				3.7	0.9	N/A	2.8	5.15~5.85
	Ext. Chain 1			2	0.6	N/A	1.4	2.4~2.4835
				3.7	0.9	N/A	2.8	5.15~5.85

1.5 Modification of EUT

No modifications are made to the EUT during all test items.



1.6 Testing Location

Sporton Lab is accredited to ISO 17025 by Taiwan Accreditation Foundation (TAF code : 1190) and the FCC designation No. TW1190 under the FCC 2.948(e) by Mutual Recognition Agreement (MRA) in FCC Test.

Test Site	SPORTON INTERNATIONAL INC.		
Test Site Location	No. 52, Hwa Ya 1 st Rd., Hwa Ya Technology Park, Kwei-Shan District, Tao Yuan City, Taiwan, R.O.C. TEL: +886-3-327-3456 FAX: +886-3-328-4978		
Test Site No.	Sporton Site No.		
	TH05-HY	CO05-HY	03CH07-HY

Note: The test site complies with ANSI C63.4 2014 requirement.

1.7 Applicable Standards

According to the specifications of the manufacturer, the EUT must comply with the requirements of the following standards:

- ♦ FCC Part 15 Subpart E
- ♦ FCC KDB 789033 D02 General UNII Test Procedures New Rules v01r04.
- ♦ FCC KDB 662911 D01 Multiple Transmitter Output v02r01.
- ♦ ANSI C63.10-2013

Remark:

1. All test items were verified and recorded according to the standards and without any deviation during the test.
2. This EUT has also been tested and complied with the requirements of FCC Part 15, Subpart B, recorded in a separate test report.



2 Test Configuration of Equipment Under Test

- a. The EUT has been associated with peripherals and configuration operated in a manner tended to maximize its emission characteristics in a typical application. Frequency range investigated: conduction emission (150 kHz to 30 MHz), radiation emission (9 kHz to the 10th harmonic of the highest fundamental frequency or to 40 GHz, whichever is lower). For radiated measurement, pre-scanned in three orthogonal panels, X, Y, Z. The worst cases(X plane for Antenna No. 1 (Chain 0 / Chain 1 / Chain 0+1), Y Plane for Antenna No. 2 (Chain 0+1) and No. 4 (Chain 0 / Chain 1 / Chain 0+1), and Z Plane for Antenna No. 2 (Chain 0 / Chain 1)) were recorded in this report.
- b. AC power line Conducted Emission was tested under maximum output power.

2.1 Carrier Frequency and Channel

Frequency Band	Channel	Freq. (MHz)	Channel	Freq. (MHz)
5150-5250 MHz Band 1 (U-NII-1)	36	5180	44	5220
	38*	5190	46*	5230
	40	5200	48	5240
	42 [#]	5210		

Frequency Band	Channel	Freq. (MHz)	Channel	Freq. (MHz)
5250-5350 MHz Band 2 (U-NII-2A)	52	5260	60	5300
	54*	5270	62*	5310
	56	5280	64	5320
	58 [#]	5290		

Frequency Band	Channel	Freq. (MHz)	Channel	Freq. (MHz)
5470-5725 MHz Band 3 (U-NII-2C)	100	5500	112	5560
	102*	5510	116	5580
	104	5520	132	5660
	106 [#]	5530	134*	5670
	108	5540	136	5680
	110*	5550	140	5700



Frequency Band	Channel	Freq. (MHz)	Channel	Freq. (MHz)
TDWR Channel	118*	5590	124	5620
	120	5600	126*	5630
	122 [#]	5610	128	5640

Frequency Band	Channel	Freq. (MHz)	Channel	Freq. (MHz)
Straddle Channel	138 [#]	5690	144	5720
	142*	5710		

Note:

1. The above Frequency and Channel in "*" were 802.11n HT40 and 802.11ac VHT40.
2. The above Frequency and Channel in "[#]" were 802.11ac VHT80.



2.2 Test Mode

Final test mode of conducted test items and radiated spurious emissions are considering the modulation and worse data rates as below table.

Single Antenna

Modulation	Data Rate
802.11a	6 Mbps

MIMO Antenna

Modulation	Data Rate
802.11a	6 Mbps
802.11ac VHT20	MCS0
802.11ac VHT40	MCS0
802.11ac VHT80	MCS0

TXBF Antenna

Modulation	Data Rate
802.11ac VHT20	MCS0
802.11ac VHT40	MCS0
802.11ac VHT80	MCS0



<CDD Mode>

<Chain 0>

802.11a mode		
Power vs. Channel		
Channel	Frequency (MHz)	Data Rate (bps)
		6M
Duty Cycle (%)		92.86
CH 36	5180	15.32
CH 44	5220	18.15
CH 48	5240	18.37
CH 52	5260	18.36
CH 60	5300	18.41
CH 64	5320	16.02
CH 100	5500	16.87
CH 116	5580	18.31
CH 140	5700	14.57
CH 144	5720	17.72

802.11n HT20 mode		
Power vs. Channel		
Channel	Frequency (MHz)	MCS Index
		MCS0
Duty Cycle (%)		92.41
CH 36	5180	13.94
CH 44	5220	17.43
CH 48	5240	17.45
CH 52	5260	17.64
CH 60	5300	16.20
CH 64	5320	14.02
CH 100	5500	14.49
CH 116	5580	16.49
CH 124	5620	16.28
CH 132	5660	15.96
CH 140	5700	13.40
CH 144	5720	17.55



802.11n HT40 mode		
Power vs. Channel		
Channel	Frequency (MHz)	MCS Index
		MCS0
Duty Cycle (%)		86.61
CH 38	5190	7.56
CH 46	5230	15.02
CH 54	5270	14.83
CH 62	5310	8.42
CH 102	5510	10.42
CH 110	5550	14.98
CH 118	5590	16.87
CH 134	5670	14.22
CH 142	5710	18.23

802.11n VHT20 mode		
Power vs. Channel		
Channel	Frequency (MHz)	MCS Index
		MCS0
Duty Cycle (%)		92.41
CH 36	5180	13.99
CH 44	5220	17.52
CH 48	5240	17.41
CH 52	5260	17.62
CH 60	5300	16.17
CH 64	5320	14.12
CH 100	5500	14.49
CH 116	5580	16.38
CH 124	5620	16.22
CH 132	5660	16.09
CH 140	5700	13.33
CH144	5720	17.68



802.11n VHT40 mode		
Power vs. Channel		
Channel	Frequency (MHz)	MCS Index
		MCS0
Duty Cycle (%)		86.72
CH 38	5190	7.57
CH 46	5230	15.08
CH 54	5270	14.85
CH 62	5310	8.56
CH 102	5510	10.40
CH 110	5550	15.01
CH 118	5590	16.92
CH 134	5670	14.24
CH 142	5710	18.42

802.11n VHT80 mode		
Power vs. Channel		
Channel	Frequency (MHz)	MCS Index
		MCS0
Duty Cycle (%)		86.08
CH 042	5210	7.46
CH 058	5290	10.10
CH 106	5530	7.53
CH 122	5610	13.02
CH 138	5690	18.09



<Chain 1>

802.11a mode		
Power vs. Channel		
Channel	Frequency (MHz)	Data Rate (bps)
		6M
Duty Cycle (%)		93.46
CH 36	5180	14.89
CH 44	5220	19.12
CH 48	5240	18.94
CH 52	5260	18.82
CH 60	5300	17.80
CH 64	5320	15.02
CH 100	5500	14.93
CH 116	5580	19.11
CH 124	5620	18.83
CH 132	5660	19.00
CH 140	5700	13.30
CH 144	5720	18.27

802.11n HT20 mode		
Power vs. Channel		
Channel	Frequency (MHz)	MCS Index
		MCS0
Duty Cycle (%)		92.41
CH 36	5180	14.11
CH 44	5220	17.62
CH 48	5240	17.35
CH 52	5260	17.44
CH 60	5300	16.07
CH 64	5320	13.90
CH 100	5500	14.45
CH 116	5580	16.27
CH 124	5620	16.25
CH 132	5660	16.16
CH 140	5700	13.39
CH 144	5720	17.65



802.11n HT40 mode		
Power vs. Channel		
Channel	Frequency (MHz)	MCS Index
		MCS0
Duty Cycle (%)		86.61
CH 38	5190	7.35
CH 46	5230	15.08
CH 54	5270	14.76
CH 62	5310	8.52
CH 102	5510	9.36
CH 110	5550	15.02
CH 118	5590	16.72
CH 134	5670	14.35
CH 142	5710	18.39

802.11n VHT20 mode		
Power vs. Channel		
Channel	Frequency (MHz)	MCS Index
		MCS0
Duty Cycle (%)		92.41
CH 36	5180	13.96
CH 44	5220	17.60
CH 48	5240	17.42
CH 52	5260	17.46
CH 60	5300	16.20
CH 64	5320	13.89
CH 100	5500	14.55
CH 116	5580	16.35
CH 124	5620	16.34
CH 132	5660	16.24
CH 140	5700	13.48
CH 144	5720	17.69



802.11n VHT40 mode		
Power vs. Channel		
Channel	Frequency (MHz)	MCS Index
		MCS0
Duty Cycle (%)		86.07
CH 38	5190	7.48
CH 46	5230	15.15
CH 54	5270	14.75
CH 62	5310	8.55
CH 102	5510	9.61
CH 110	5550	15.04
CH 118	5590	17.04
CH 134	5670	14.35
CH 142	5710	18.33

802.11n VHT80 mode		
Power vs. Channel		
Channel	Frequency (MHz)	MCS Index
		MCS0
Duty Cycle (%)		86.08
CH 042	5210	7.44
CH 058	5290	10.30
CH 106	5530	7.65
CH 122	5610	13.06
CH 138	5690	18.09



MIMO<Chain 0 + 1>

802.11a mode		
Power vs. Channel		
Channel	Frequency (MHz)	Data Rate (bps)
		6M
CH 36	5180	17.16
CH 44	5220	20.17
CH 48	5240	20.39
CH 52	5260	20.18
CH 60	5300	19.03
CH 64	5320	17.62
CH 100	5500	17.60
CH 116	5580	19.42
CH 124	5620	19.19
CH 132	5660	19.23
CH 140	5700	16.98
CH 144	5720	20.39

802.11n HT20 mode		
Power vs. Channel		
Channel	Frequency (MHz)	MCS Index
		MCS0
CH 36	5180	17.11
CH 44	5220	20.62
CH 48	5240	20.54
CH 52	5260	20.64
CH 60	5300	19.25
CH 64	5320	17.09
CH 100	5500	17.50
CH 116	5580	19.50
CH 124	5620	19.41
CH 132	5660	19.17
CH 140	5700	16.40
CH 144	5720	20.70



802.11n HT40 mode		
Power vs. Channel		
Channel	Frequency (MHz)	MCS Index
		MCS0
CH 38	5190	10.58
CH 46	5230	18.15
CH 54	5270	17.86
CH 62	5310	11.55
CH 102	5510	13.42
CH 110	5550	18.22
CH 118	5590	20.02
CH 134	5670	17.35
CH 142	5710	21.40

802.11n VHT20 mode		
Power vs. Channel		
Channel	Frequency (MHz)	MCS Index
		MCS0
CH 36	5180	13.96
CH 44	5220	17.60
CH 48	5240	17.42
CH 52	5260	17.46
CH 60	5300	16.20
CH 64	5320	13.89
CH 100	5500	14.55
CH 116	5580	16.35
CH 124	5620	16.34
CH 132	5660	16.24
CH 140	5700	13.48
CH 144	5720	17.69



802.11n VHT40 mode		
Power vs. Channel		
Channel	Frequency (MHz)	MCS Index
		MCS0
CH 38	5190	10.60
CH 46	5230	18.19
CH 54	5270	17.87
CH 62	5310	11.62
CH 102	5510	13.49
CH 110	5550	18.23
CH 118	5590	20.08
CH 134	5670	17.37
CH 142	5710	21.42

802.11n VHT80 mode		
Power vs. Channel		
Channel	Frequency (MHz)	MCS Index
		MCS0
CH 042	5210	10.49
CH 058	5290	13.31
CH 106	5530	10.65
CH 122	5610	16.22
CH 138	5690	21.09



<TXBF Mode>

MIMO<Chain 0 + 1>

802.11n HT20 mode		
Power vs. Channel		
Channel	Frequency (MHz)	MCS Index
		MCS0
CH 36	5180	17.59
CH 44	5220	19.60
CH 48	5240	19.57
CH 52	5260	19.67
CH 60	5300	19.62
CH 64	5320	17.66
CH 100	5500	19.07
CH 116	5580	19.52
CH 124	5620	19.31
CH 132	5660	19.37
CH 140	5700	16.87
CH 144	5720	19.58

802.11n HT40 mode		
Power vs. Channel		
Channel	Frequency (MHz)	MCS Index
		MCS0
CH 38	5190	12.01
CH 46	5230	19.77
CH 54	5270	19.08
CH 62	5310	11.80
CH 102	5510	15.37
CH 110	5550	19.17
CH 118	5590	21.63
CH 134	5670	18.68
CH 142	5710	21.80



802.11n VHT20 mode		
Power vs. Channel		
Channel	Frequency (MHz)	MCS Index
		MCS0
CH 36	5180	17.66
CH 44	5220	19.64
CH 48	5240	19.62
CH 52	5260	19.73
CH 60	5300	19.71
CH 64	5320	17.76
CH 100	5500	19.12
CH 116	5580	19.57
CH 124	5620	19.41
CH 132	5660	19.43
CH 140	5700	16.96
CH 144	5720	19.60

802.11n VHT40 mode		
Power vs. Channel		
Channel	Frequency (MHz)	MCS Index
		MCS0
CH 38	5190	12.11
CH 46	5230	19.81
CH 54	5270	19.10
CH 62	5310	11.84
CH 102	5510	15.42
CH 110	5550	19.33
CH 118	5590	21.68
CH 134	5670	18.73
CH 142	5710	21.93



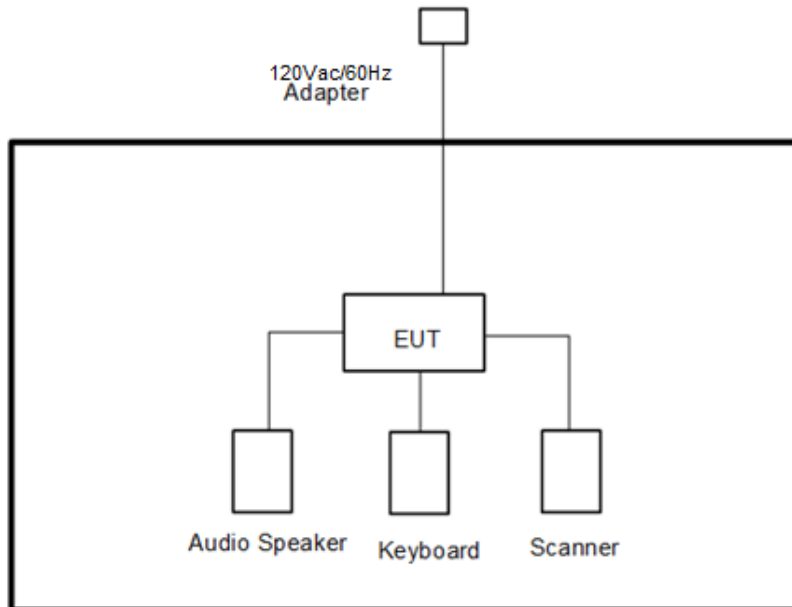
802.11n VHT80 mode		
Power vs. Channel		
Channel	Frequency (MHz)	MCS Index
		MCS0
CH 042	5210	11.02
CH 058	5290	12.22
CH 106	5530	12.58
CH 122	5610	17.76
CH 138	5690	21.94

Test Cases	
AC Conducted Emission	Mode 1 : WLAN (5GHz) Link + Bluetooth Idle + Audio Speaker (M1000) + Keyboard (ikey) + Scanner (DS3508) + RS-232 (cable load)* 2 + Ext. Antenna AN2020 + AC/DC Adapter + MPEG4 for Sample 1

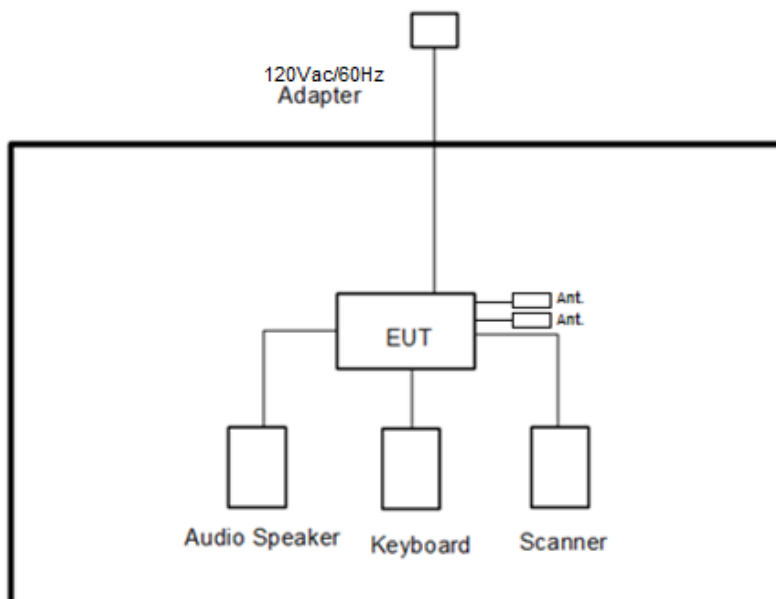
2.3 Connection Diagram of Test System

<CDD Mode>

<EUT + Internal Antenna with Accessory Mode>

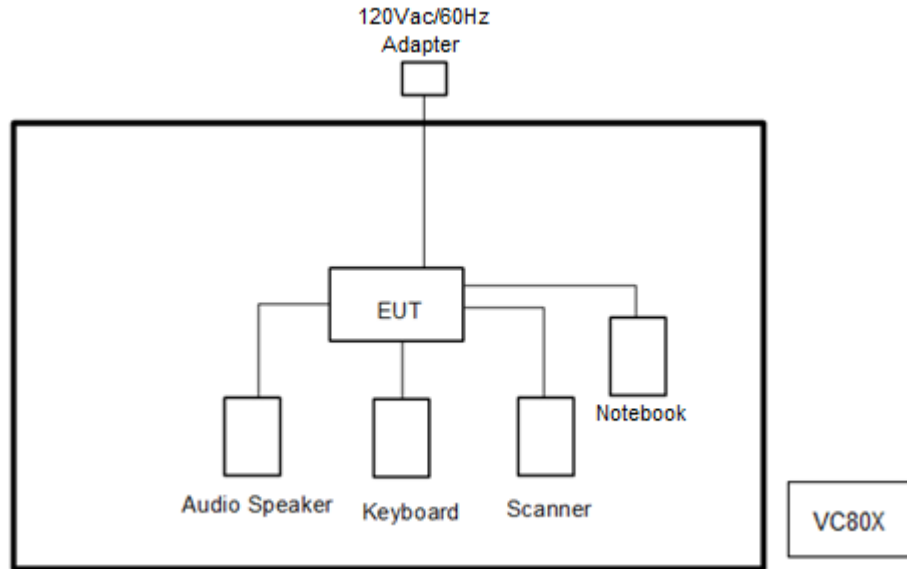


<EUT + External Antenna with Accessory Mode>

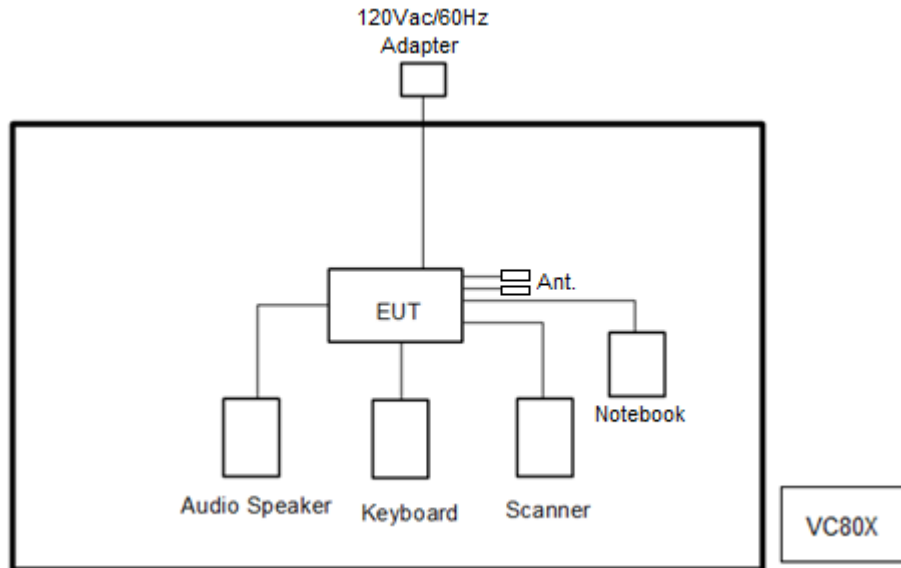


<TXBF Mode>

<EUT + Internal Antenna with Accessory Mode>



<EUT + External Antenna with Accessory Mode>





2.4 Support Unit used in test configuration and system

Item	Equipment	Trade Name	Model Name	FCC ID	Data Cable	Power Cord
1.	Bluetooth Earphone	SonyEricsson	MW600	PY700A2029	N/A	Unshielded,1.8m
2.	WLAN AP	ASUS	RT-AC66U	MSQ-RTAC66U	N/A	Unshielded,1.8m
3.	Notebook	DELL	Latitude E6320	FCC DoC	N/A	AC I/P: Unshielded, 1.2 m DC O/P: Shielded, 1.8 m
4.	Notebook	Lenovo	M490S	N/A	N/A	AC I/P: Unshielded, 1.2 m DC O/P: Shielded, 1.8 m

2.5 EUT Operation Test Setup

The RF test items, programmed RF utility, “command” installed in the notebook make the EUT provide functions like channel selection and power level for continuous transmitting and receiving signals.

For WLAN MIMO TXBF modes, the EUT was tested under normal operation and link to another device with power, modulation modes and data rates controlled by engineer mode command lines. The CMD software tool was used to make EUT continuous transmitting signals.

2.6 Measurement Results Explanation Example

For all conducted test items:

The offset level is set in the spectrum analyzer to compensate the RF cable loss and attenuator factor between EUT conducted output port and spectrum analyzer. With the offset compensation, the spectrum analyzer reading level is exactly the EUT RF output level.

Example :

The spectrum analyzer offset is derived from RF cable loss and attenuator factor.

Offset = RF cable loss + attenuator factor.

Following shows an offset computation example with cable loss 4.2 dB and 10dB attenuator.

$$\begin{aligned}
\text{Offset(dB)} &= \text{RF cable loss(dB)} + \text{attenuator factor(dB)}. \\
&= 4.2 + 10 = 14.2 \text{ (dB)}
\end{aligned}$$

3 Test Result

3.1 26dB & 99% Occupied Bandwidth Measurement

3.1.1 Description of 26dB & 99% Occupied Bandwidth

This section is for reporting purpose only.

There is no restriction limits for bandwidth.

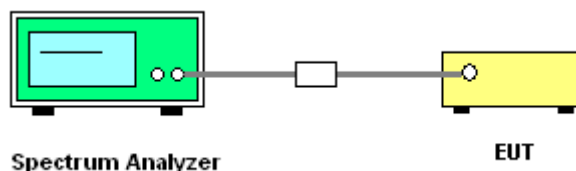
3.1.2 Measuring Instruments

The measuring equipment is listed in the section 4 of this test report.

3.1.3 Test Procedures

1. The testing follows FCC KDB 789033 D02 General UNII Test Procedures New Rules v01r04.
Section C) Emission bandwidth
2. Set RBW = approximately 1% of the emission bandwidth.
3. Set the VBW > RBW.
4. Detector = Peak.
5. Trace mode = max hold
6. Measure the maximum width of the emission that is 26 dB down from the peak of the emission.
Compare this with the RBW setting of the analyzer. Readjust RBW and repeat measurement as needed until the RBW/EBW ratio is approximately 1%.
7. For 99% Bandwidth Measurement, the spectrum analyzer's resolution bandwidth (RBW) is set 1MHz and set the Video bandwidth (VBW) $\geq 3 * RBW$.
8. Measure and record the results in the test report.

3.1.4 Test Setup





3.1.5 Test Result of 26dB & 99% Occupied Bandwidth

<CDD Mode>

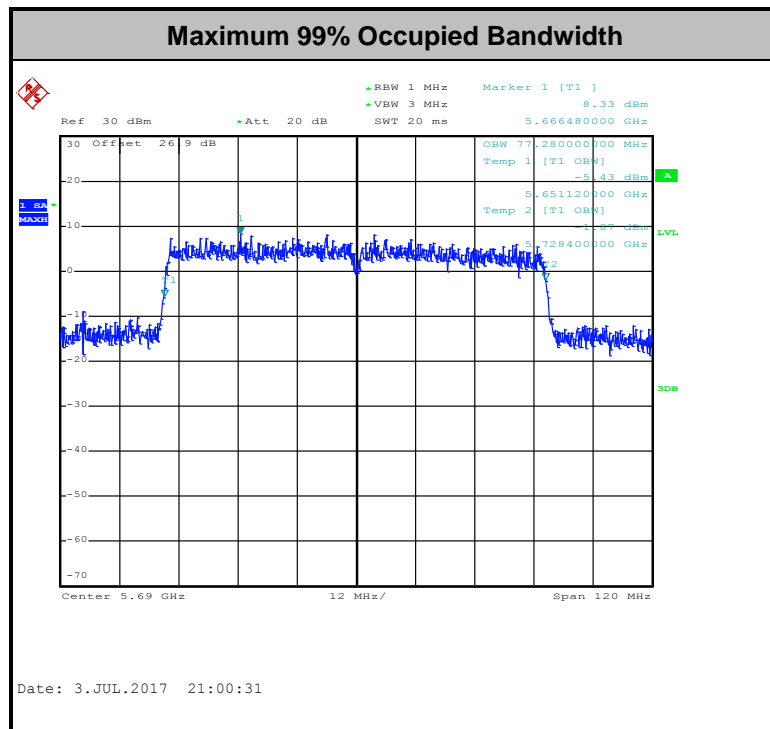
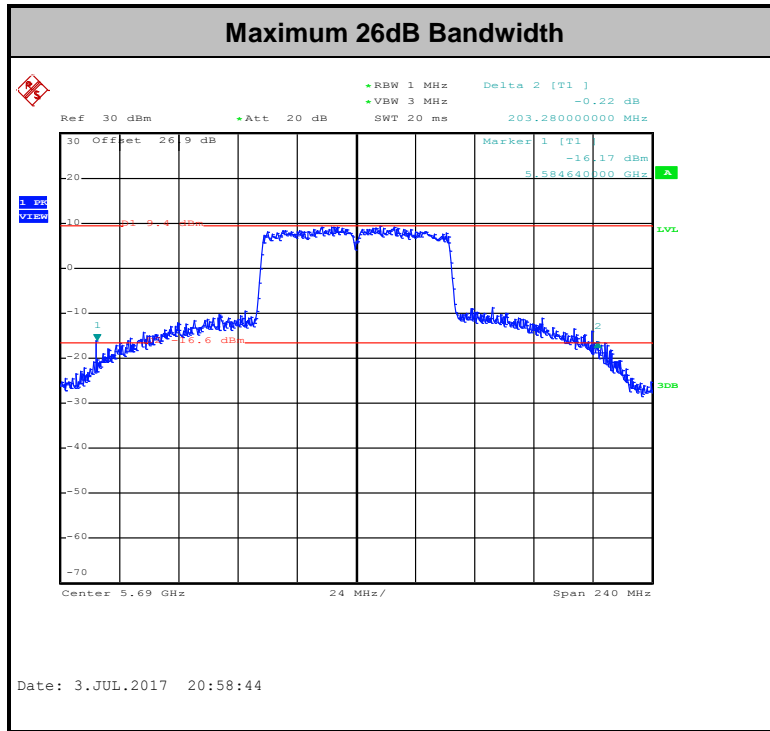
Band I													
Mod.	Data Rate	NTX	CH.	Freq. (MHz)	99% Bandwidth (MHz)		26 dB Bandwidth (MHz)		IC 99% Bandwidth Power Limit (dBm)		IC 99% Bandwidth EIRP Limit (dBm)		Note
					Ant 1	Ant 2	Ant 1	Ant 2	Ant 1	Ant 2	Ant 1	Ant 2	
11a	6Mbps	1	36	5180	18.00	18.10	23.06	22.86	-	-	22.55	22.58	
11a	6Mbps	1	44	5220	18.90	19.80	37.67	39.36	-	-	22.76	22.97	
11a	6Mbps	1	48	5240	18.30	18.65	39.96	40.24	-	-	22.62	22.71	
11a	6Mbps	2	36	5180	17.80	18.25	22.92	22.56	-	-	22.50		
11a	6Mbps	2	44	5220	18.20	18.20	27.48	26.89	-	-	22.60		
11a	6Mbps	2	48	5240	17.35	17.45	29.04	27.41	-	-	22.39		
VHT20	MCS0	2	36	5180	19.10	18.80	23.14	23.04	-	-	22.74		
VHT20	MCS0	2	44	5220	19.00	19.25	27.00	31.86	-	-	22.79		
VHT20	MCS0	2	48	5240	18.25	18.30	33.48	34.20	-	-	22.61		
VHT40	MCS0	2	38	5190	36.70	36.70	40.98	41.01	-	-	23.01		
VHT40	MCS0	2	46	5230	36.80	36.70	41.52	41.07	-	-	23.01		
VHT80	MCS0	2	42	5210	75.96	75.84	81.60	81.12	-	-	23.01		



Band II															
Mod.	Data Rate	NTX	CH.	Freq. (MHz)	99% Bandwidth (MHz)		26 dB Bandwidth (MHz)		IC 99% Bandwidth Power Limit (dBm)		IC 99% Bandwidth EIRP Limit (dBm)		FCC 26dB Bandwidth Power Limit (dBm)		Note
					Ant 1	Ant 2	Ant 1	Ant 2	Ant 1	Ant 2	Ant 1	Ant 2	Ant 1	Ant 2	
11a	6Mbps	1	52	5260	18.20	18.30	41.29	39.42	23.60	23.62	29.60	29.62	23.98	23.98	
11a	6Mbps	1	60	5300	19.25	18.00	39.18	27.00	23.84	23.55	29.84	29.55	23.98	23.98	
11a	6Mbps	1	64	5320	18.10	18.65	22.99	22.80	23.58	23.71	29.58	29.71	23.98	23.98	
11a	6Mbps	2	52	5260	17.45	17.40	27.29	26.94	23.41		29.41		23.98		
11a	6Mbps	2	60	5300	18.40	17.95	23.16	22.56	23.54		29.54		23.98		
11a	6Mbps	2	64	5320	18.10	18.20	22.86	22.68	23.58		29.58		23.98		
VHT20	MCS0	2	52	5260	18.30	18.30	37.68	34.48	23.62		29.62		23.98		
VHT20	MCS0	2	60	5300	18.80	19.00	23.28	22.92	23.74		29.74		23.98		
VHT20	MCS0	2	64	5320	18.90	18.75	23.40	22.92	23.73		29.73		23.98		
VHT40	MCS0	2	54	5270	36.90	36.70	41.25	40.92	23.98		30.00		23.98		
VHT40	MCS0	2	62	5310	36.80	36.80	41.04	40.95	23.98		30.00		23.98		
VHT80	MCS0	2	58	5290	76.08	75.84	81.60	81.12	23.98		30.00		23.98		



Band III															
Mod.	Data Rate	NTX	CH.	Freq. (MHz)	99% Bandwidth (MHz)		26 dB Bandwidth (MHz)		IC 99% Bandwidth Power Limit (dBm)		IC 99% Bandwidth EIRP Limit (dBm)		FCC 26dB Bandwidth Power Limit (dBm)		Note
					Ant 1	Ant 2	Ant 1	Ant 2	Ant 1	Ant 2	Ant 1	Ant 2	Ant 1	Ant 2	
11a	6Mbps	1	100	5500	18.35	18.15	23.18	22.94	23.64	23.59	29.64	29.59	23.98	23.98	
11a	6Mbps	1	116	5580	18.30	25.45	39.12	44.49	23.62	23.98	29.62	30.00	23.98	23.98	
11a	6Mbps	1	140	5700	18.20	18.05	22.92	22.92	23.60	23.56	29.60	29.56	23.98	23.98	
11a	6Mbps	1	144	5720	18.70	27.55	35.88	45.66	23.72	23.98	29.72	30.00	23.98	23.98	
11a	6Mbps	2	100	5500	17.75	17.95	22.86	22.81	23.49		29.49		23.98		
11a	6Mbps	2	116	5580	17.20	17.45	25.68	26.42	23.36		29.36		23.98		
11a	6Mbps	2	140	5700	18.05	18.05	22.86	22.88	23.56		29.56		23.98		
11a	6Mbps	2	144	5720	18.40	23.25	36.06	46.68	23.65		29.65		23.98		
VHT20	MCS0	2	100	5500	18.80	18.90	23.28	23.16	23.74		29.74		23.98		
VHT20	MCS0	2	116	5580	18.05	18.25	23.28	30.96	23.56		29.56		23.98		
VHT20	MCS0	2	140	5700	18.90	18.65	22.92	22.80	23.71		29.71		23.98		
VHT20	MCS0	2	144	5720	19.40	27.05	45.00	49.68	23.88		29.88		23.98		
VHT40	MCS0	2	102	5510	36.80	36.60	41.28	41.04	23.98		30.00		23.98		
VHT40	MCS0	2	110	5550	36.70	36.70	40.98	41.16	23.98		30.00		23.98		
VHT40	MCS0	2	134	5670	36.50	36.70	41.07	40.80	23.98		30.00		23.98		
VHT40	MCS0	2	142	5710	52.30	58.80	102.00	99.00	23.98		30.00		23.98		
VHT80	MCS0	2	106	5530	75.96	75.96	81.52	80.64	23.98		30.00		23.98		
VHT80	MCS0	2	122	5610	75.84	75.96	80.64	81.84	23.98		30.00		23.98		
VHT80	MCS0	2	138	5690	76.68	77.28	203.28	197.92	23.98		30.00		23.98		



Note: The occupied channel bandwidth is maintained within the band of operation for all of the modulations.



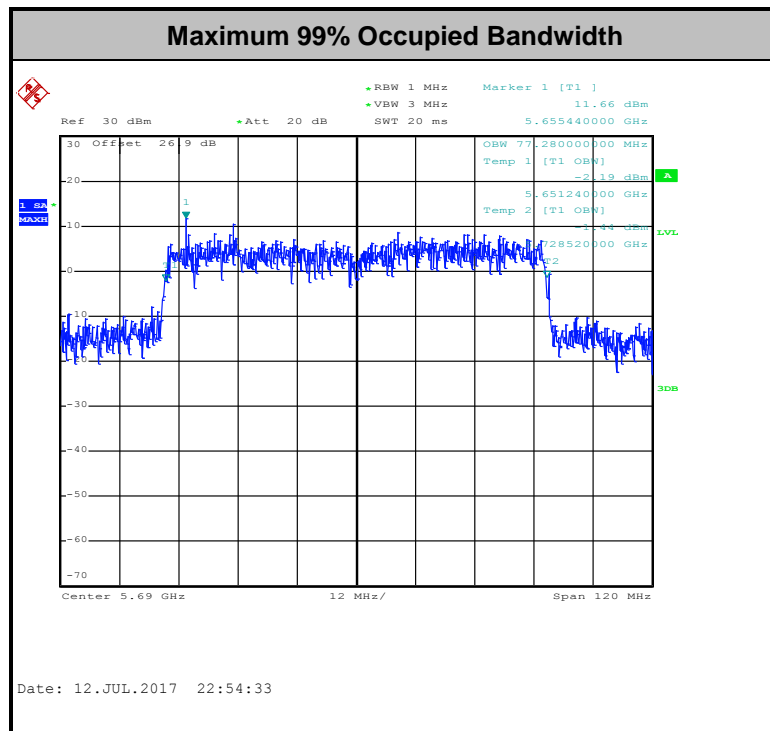
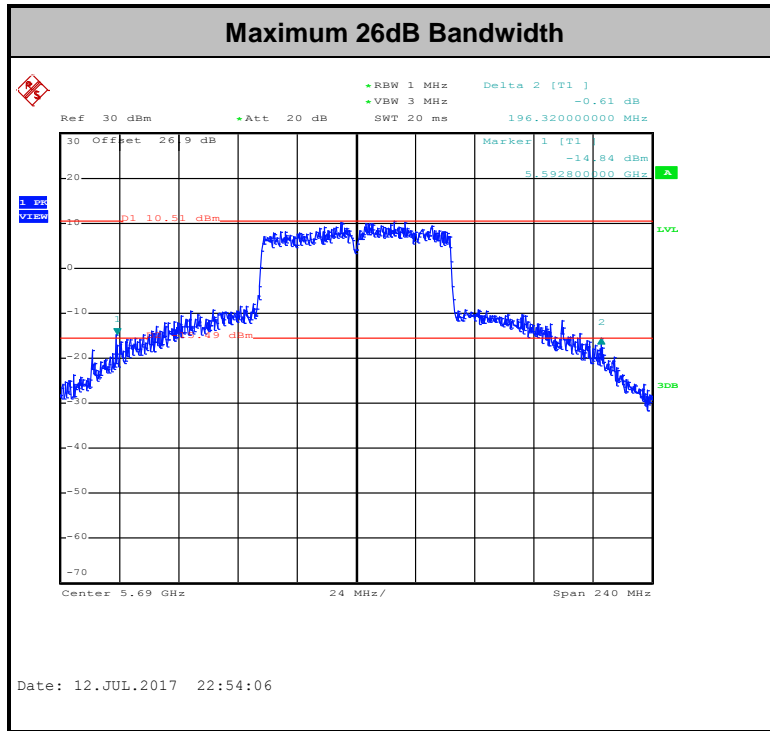
<TXBF Mode>

Band I													
Mod.	Data Rate	NTX	CH.	Freq. (MHz)	99% Bandwidth (MHz)		26 dB Bandwidth (MHz)		IC 99% Bandwidth Power Limit (dBm)		IC 99% Bandwidth EIRP Limit (dBm)		Note
					Ant 1	Ant 2	Ant 1	Ant 2	Ant 1	Ant 2	Ant 1	Ant 2	
VHT20	MCS0	2	36	5180	18.85	18.80	23.26	22.98	-	-	22.74		
VHT20	MCS0	2	44	5220	18.90	18.70	23.28	22.80	-	-	22.72		
VHT20	MCS0	2	48	5240	18.00	18.05	20.58	21.18	-	-	22.55		
VHT40	MCS0	2	38	5190	36.60	36.80	41.04	41.31	-	-	23.01		
VHT40	MCS0	2	46	5230	36.60	36.80	40.92	41.52	-	-	23.01		
VHT80	MCS0	2	42	5210	75.84	75.36	81.68	81.04	-	-	23.01		

Band II														
Mod.	Data Rate	NTX	CH.	Freq. (MHz)	99% Bandwidth (MHz)		26 dB Bandwidth (MHz)		IC 99% Bandwidth Power Limit (dBm)		IC 99% Bandwidth EIRP Limit (dBm)		FCC 26dB Bandwidth Power Limit (dBm)	Note
					Ant 1	Ant 2	Ant 1	Ant 2	Ant 1	Ant 2	Ant 1	Ant 2	Ant 1	
VHT20	MCS0	2	52	5260	18.10	18.05	22.74	20.82	23.56	23.56	29.56	23.98		
VHT20	MCS0	2	60	5300	18.75	18.75	23.12	23.00	23.73	23.73	29.73	23.98		
VHT20	MCS0	2	64	5320	18.65	18.65	23.16	23.10	23.71	23.71	29.71	23.98		
VHT40	MCS0	2	54	5270	36.60	36.60	41.16	41.52	23.98	23.98	30.00	23.98		
VHT40	MCS0	2	62	5310	36.60	36.70	41.28	40.95	23.98	23.98	30.00	23.98		
VHT80	MCS0	2	58	5290	75.96	75.84	81.12	80.88	23.98	23.98	30.00	23.98		



Band III															
Mod.	Data Rate	NTX	CH.	Freq. (MHz)	99% Bandwidth (MHz)		26 dB Bandwidth (MHz)		IC 99% Bandwidth Power Limit (dBm)		IC 99% Bandwidth EIRP Limit (dBm)		FCC 26dB Bandwidth Power Limit (dBm)		Note
					Ant 1	Ant 2	Ant 1	Ant 2	Ant 1	Ant 2	Ant 1	Ant 2	Ant 1	Ant 2	
VHT20	MCS0	2	100	5500	18.85	18.90	22.92	23.16	23.75	29.75	23.98				
VHT20	MCS0	2	116	5580	18.20	18.05	20.75	25.26	23.56	29.56	23.98				
VHT20	MCS0	2	140	5700	18.75	18.70	23.07	23.03	23.72	29.72	23.98				
VHT20	MCS0	2	144	5720	18.85	18.85	23.34	30.92	23.75	29.75	23.98				
VHT40	MCS0	2	102	5510	36.60	36.70	40.92	41.28	23.98	30.00	23.98				
VHT40	MCS0	2	110	5550	36.80	36.80	40.92	53.88	23.98	30.00	23.98				
VHT40	MCS0	2	134	5670	36.90	36.30	41.01	49.77	23.98	30.00	23.98				
VHT40	MCS0	2	142	5710	37.10	52.80	78.36	94.98	23.98	30.00	23.98				
VHT80	MCS0	2	106	5530	75.72	75.36	80.88	81.68	23.98	30.00	23.98				
VHT80	MCS0	2	122	5610	75.60	75.96	80.88	81.28	23.98	30.00	23.98				
VHT80	MCS0	2	138	5690	76.08	77.28	146.64	196.32	23.98	30.00	23.98				



Note: The occupied channel bandwidth is maintained within the band of operation for all of the modulations.



3.2 Maximum Conducted Output Power Measurement

3.2.1 Limit of Maximum Conducted Output Power

<FCC 14-30 CFR 15.407>

For mobile and portable client devices in the 5.15–5.25 GHz band, the maximum conducted output power over the frequency band of operation shall not exceed 250 mW.

For the 5.25–5.725 GHz bands, the maximum conducted output power over the frequency bands of operation shall not exceed the lesser of 250 mW or $11 \text{ dBm} + 10 \log B$, where B is the 26 dB emission bandwidth in megahertz.

If transmitting antennas of directional gain greater than 6 dBi are used, the peak output power shall be reduced by the amount in dB that the directional gain of the antenna exceeds 6 dBi.

Note that U-NII-2 band, devices with a maximum e.i.r.p. greater than 500 mW shall implement TPC in order to have the capability to operate at least 6 dB below the maximum permitted e.i.r.p. of 1 W.

3.2.2 Measuring Instruments

The measuring equipment is listed in the section 4 of this test report.

3.2.3 Test Procedures

CDD modes

The testing follows Method PM of FCC KDB 789033 D02 General UNII Test Procedures New Rules v01r04 for CDD modes.

Method PM (Measurement using an RF average power meter):

1. Measurement is performed using a wideband RF power meter.
2. The EUT is configured to transmit continuously with a consistent duty cycle at its maximum power control level.
3. Measure the average power of the transmitter, and the average power is corrected with duty factor, $10 \log(1/x)$, where x is the duty cycle.

TXBF modes

The testing follows Method PM-G of FCC KDB 789033 D02 General UNII Test Procedures New Rules v01r04 for TXBF modes.

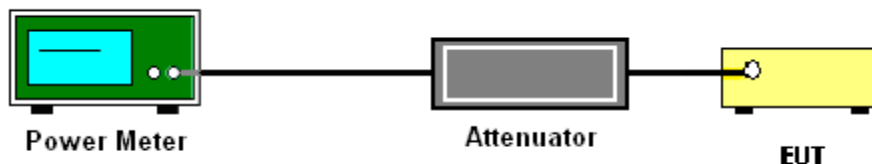
Method PM-G (Measurement using a gated RF average power meter):

1. Measurement is performed using a wideband RF power meter.
2. The EUT is configured to transmit at its maximum power control level.
3. Measure the average power of the transmitter
4. Since the measurement is made only during the ON time of the transmitter, no duty cycle correction factor is required.

For straddle channel, the testing follows Method SA-3 (RMS detection with max hold) of FCC KDB 789033 D02 General UNII Test Procedures New Rules v01r04.

Compute power by integrating the spectrum across the 99% occupied bandwidth of the signal using the instrument's band power measurement function.

3.2.4 Test Setup





3.2.5 Test Result of Maximum Conducted Output Power

<CDD Mode>

Band I														
Mod.	Data Rate	NTX	CH.	Freq. (MHz)	Duty Factor (dB)		Average Conducted Power (dBm)			FCC Conducted Power Limit (dBm)		DG (dBi)		Pass/Fail
					Ant 1	Ant 2	Ant 1	Ant 2	SUM	Ant 1	Ant 2	Ant 1	Ant 2	
11a	6Mbps	1	36	5180	0.32	0.29	15.32	14.89		24.00	24.00	5.00	5.00	Pass
11a	6Mbps	1	44	5220	0.32	0.29	18.15	19.12		24.00	24.00	5.00	5.00	Pass
11a	6Mbps	1	48	5240	0.32	0.29	18.37	18.94		24.00	24.00	5.00	5.00	Pass
HT20	MCS0	1	36	5180	0.34	0.34	13.94	14.11		24.00	24.00	5.00	5.00	Pass
HT20	MCS0	1	44	5220	0.34	0.34	17.43	17.62		24.00	24.00	5.00	5.00	Pass
HT20	MCS0	1	48	5240	0.34	0.34	17.45	17.35		24.00	24.00	5.00	5.00	Pass
HT40	MCS0	1	38	5190	0.62	0.62	7.56	7.35		24.00	24.00	5.00	5.00	Pass
HT40	MCS0	1	46	5230	0.62	0.62	15.02	15.08		24.00	24.00	5.00	5.00	Pass
VHT20	MCS0	1	36	5180	0.34	0.34	13.99	13.96		24.00	24.00	5.00	5.00	Pass
VHT20	MCS0	1	44	5220	0.34	0.34	17.52	17.60		24.00	24.00	5.00	5.00	Pass
VHT20	MCS0	1	48	5240	0.34	0.34	17.41	17.42		24.00	24.00	5.00	5.00	Pass
VHT40	MCS0	1	38	5190	0.62	0.65	7.57	7.48		24.00	24.00	5.00	5.00	Pass
VHT40	MCS0	1	46	5230	0.62	0.65	15.08	15.15		24.00	24.00	5.00	5.00	Pass
VHT80	MCS0	1	42	5210	0.65	0.65	7.46	7.44		24.00	24.00	5.00	5.00	Pass



Band I														
Mod.	Data Rate	NTX	CH.	Freq. (MHz)	Duty Factor (dB)		Average Conducted Power (dBm)			FCC Conducted Power Limit (dBm)		DG (dBi)		Pass/Fail
					Ant 1	Ant 2	Ant 1	Ant 2	SUM	Ant 1	Ant 2	Ant 1	Ant 2	
11a	6Mbps	2	36	5180	0.29	0.32	13.54	14.68	17.16	24.00	5.00	Pass		
11a	6Mbps	2	44	5220	0.29	0.32	16.72	17.55	20.17	24.00	5.00	Pass		
11a	6Mbps	2	48	5240	0.29	0.32	16.87	17.83	20.39	24.00	5.00	Pass		
HT20	MCS0	2	36	5180	0.31	0.34	13.44	14.67	17.11	24.00	5.00	Pass		
HT20	MCS0	2	44	5220	0.31	0.34	17.16	18.02	20.62	24.00	5.00	Pass		
HT20	MCS0	2	48	5240	0.31	0.34	17.14	17.88	20.54	24.00	5.00	Pass		
HT40	MCS0	2	38	5190	0.62	0.66	7.70	7.44	10.58	24.00	5.00	Pass		
HT40	MCS0	2	46	5230	0.62	0.66	14.62	15.61	18.15	24.00	5.00	Pass		
VHT20	MCS0	2	36	5180	0.34	0.34	13.46	14.67	17.12	24.00	5.00	Pass		
VHT20	MCS0	2	44	5220	0.34	0.34	17.16	18.08	20.66	24.00	5.00	Pass		
VHT20	MCS0	2	48	5240	0.34	0.34	17.17	17.92	20.57	24.00	5.00	Pass		
VHT40	MCS0	2	38	5190	0.65	0.65	7.73	7.44	10.60	24.00	5.00	Pass		
VHT40	MCS0	2	46	5230	0.65	0.65	14.63	15.67	18.19	24.00	5.00	Pass		
VHT80	MCS0	2	42	5210	0.65	0.63	7.55	7.40	10.49	24.00	5.00	Pass		



Band II															
Mod.	Data Rate	NTX	CH.	Freq. (MHz)	Duty Factor (dB)		Average Conducted Power (dBm)			FCC Conducted Power Limit (dBm)		DG (dBi)		EIRP Power Limit (dBm)	Pass/Fail
					Ant 1	Ant 2	Ant 1	Ant 2	SUM	Ant 1	Ant 2	Ant 1	Ant 2		
11a	6Mbps	1	52	5260	0.32	0.29	18.36	18.82		23.98	23.98	5.00	5.00	30	Pass
11a	6Mbps	1	60	5300	0.32	0.29	18.41	17.80		23.98	23.98	5.00	5.00	30	Pass
11a	6Mbps	1	64	5320	0.32	0.29	16.02	15.02		23.98	23.98	5.00	5.00	30	Pass
HT20	MCS0	1	52	5260	0.34	0.34	17.64	17.44		23.98	23.98	5.00	5.00	30	Pass
HT20	MCS0	1	60	5300	0.34	0.34	16.20	16.07		23.98	23.98	5.00	5.00	30	Pass
HT20	MCS0	1	64	5320	0.34	0.34	14.02	13.90		23.98	23.98	5.00	5.00	30	Pass
HT40	MCS0	1	54	5270	0.62	0.62	14.83	14.76		23.98	23.98	5.00	5.00	30	Pass
HT40	MCS0	1	62	5310	0.62	0.62	8.42	8.52		23.98	23.98	5.00	5.00	30	Pass
VHT20	MCS0	1	52	5260	0.34	0.34	17.62	17.46		23.98	23.98	5.00	5.00	30	Pass
VHT20	MCS0	1	60	5300	0.34	0.34	16.17	16.20		23.98	23.98	5.00	5.00	30	Pass
VHT20	MCS0	1	64	5320	0.34	0.34	14.12	13.89		23.98	23.98	5.00	5.00	30	Pass
VHT40	MCS0	1	54	5270	0.62	0.65	14.85	14.75		23.98	23.98	5.00	5.00	30	Pass
VHT40	MCS0	1	62	5310	0.62	0.65	8.56	8.55		23.98	23.98	5.00	5.00	30	Pass
VHT80	MCS0	1	58	5290	0.65	0.65	10.10	10.30		23.98	23.98	5.00	5.00	30	Pass



Band II															
Mod.	Data Rate	NTX	CH.	Freq. (MHz)	Duty Factor (dB)		Average Conducted Power (dBm)			FCC Conducted Power Limit (dBm)		DG (dBi)		EIRP Power Limit (dBm)	Pass/Fail
					Ant 1	Ant 2	Ant 1	Ant 2	SUM	Ant 1	Ant 2	Ant 1	Ant 2		
11a	6Mbps	2	52	5260	0.29	0.32	16.92	17.41	20.18	23.98	5.00	30	Pass		
11a	6Mbps	2	60	5300	0.29	0.32	15.79	16.23	19.03	23.98	5.00	30	Pass		
11a	6Mbps	2	64	5320	0.29	0.32	14.47	14.75	17.62	23.98	5.00	30	Pass		
HT20	MCS0	2	52	5260	0.31	0.34	17.46	17.79	20.64	23.98	5.00	30	Pass		
HT20	MCS0	2	60	5300	0.31	0.34	16.03	16.44	19.25	23.98	5.00	30	Pass		
HT20	MCS0	2	64	5320	0.31	0.34	14.06	14.09	17.09	23.98	5.00	30	Pass		
HT40	MCS0	2	54	5270	0.62	0.66	14.77	14.94	17.86	23.98	5.00	30	Pass		
HT40	MCS0	2	62	5310	0.62	0.66	9.23	7.73	11.55	23.98	5.00	30	Pass		
VHT20	MCS0	2	52	5260	0.34	0.34	17.49	17.79	20.66	23.98	5.00	30	Pass		
VHT20	MCS0	2	60	5300	0.34	0.34	16.09	16.39	19.26	23.98	5.00	30	Pass		
VHT20	MCS0	2	64	5320	0.34	0.34	14.02	14.20	17.12	23.98	5.00	30	Pass		
VHT40	MCS0	2	54	5270	0.65	0.65	14.75	14.97	17.87	23.98	5.00	30	Pass		
VHT40	MCS0	2	62	5310	0.65	0.65	9.25	7.86	11.62	23.98	5.00	30	Pass		
VHT80	MCS0	2	58	5290	0.65	0.63	10.29	10.31	13.31	23.98	5.00	30	Pass		



Band III															
Mod.	Data Rate	NTX	CH.	Freq. (MHz)	Duty Factor (dB)		Average Conducted Power (dBm)			FCC Conducted Power Limit (dBm)		DG (dBi)		EIRP Power Limit (dBm)	Pass/Fail
					Ant 1	Ant 2	Ant 1	Ant 2	SUM	Ant 1	Ant 2	Ant 1	Ant 2		
11a	6Mbps	1	100	5500	0.32	0.29	16.87	14.93		23.98	23.98	5.00	5.00	30	Pass
11a	6Mbps	1	116	5580	0.32	0.29	18.31	19.11		23.98	23.98	5.00	5.00	30	Pass
11a	6Mbps	1	140	5700	0.32	0.29	14.57	13.30		23.98	23.98	5.00	5.00	30	Pass
11a	6Mbps	1	144	5720	0.32	0.29	17.72	18.27		23.98	23.98	5.00	5.00	30	Pass
HT20	MCS0	1	100	5500	0.34	0.34	14.49	14.45		23.98	23.98	5.00	5.00	30	Pass
HT20	MCS0	1	116	5580	0.34	0.34	16.49	16.27		23.98	23.98	5.00	5.00	30	Pass
HT20	MCS0	1	140	5700	0.34	0.34	13.40	13.39		23.98	23.98	5.00	5.00	30	Pass
HT20	MCS0	1	144	5720	0.34	0.34	17.55	17.65		23.98	23.98	5.00	5.00	30	Pass
HT40	MCS0	1	102	5510	0.62	0.62	10.42	9.36		23.98	23.98	5.00	5.00	30	Pass
HT40	MCS0	1	110	5550	0.62	0.62	14.98	15.02		23.98	23.98	5.00	5.00	30	Pass
HT40	MCS0	1	134	5670	0.62	0.62	14.22	14.35		23.98	23.98	5.00	5.00	30	Pass
HT40	MCS0	1	142	5710	0.62	0.62	18.23	18.39		23.98	23.98	5.00	5.00	30	Pass
VHT20	MCS0	1	100	5500	0.34	0.34	14.49	14.55		23.98	23.98	5.00	5.00	30	Pass
VHT20	MCS0	1	116	5580	0.34	0.34	16.38	16.35		23.98	23.98	5.00	5.00	30	Pass
VHT20	MCS0	1	140	5700	0.34	0.34	13.33	13.48		23.98	23.98	5.00	5.00	30	Pass
VHT20	MCS0	1	144	5720	0.34	0.34	17.68	17.69		23.98	23.98	5.00	5.00	30	Pass
VHT40	MCS0	1	102	5510	0.62	0.65	10.40	9.61		23.98	23.98	5.00	5.00	30	Pass
VHT40	MCS0	1	110	5550	0.62	0.65	15.01	15.04		23.98	23.98	5.00	5.00	30	Pass
VHT40	MCS0	1	134	5670	0.62	0.65	14.24	14.35		23.98	23.98	5.00	5.00	30	Pass
VHT40	MCS0	1	142	5710	0.62	0.65	18.42	18.33		23.98	23.98	5.00	5.00	30	Pass
VHT80	MCS0	1	106	5530	0.65	0.65	7.53	7.65		23.98	23.98	5.00	5.00	30	Pass
VHT80	MCS0	1	122	5610	0.65	0.65	13.02	13.06		23.98	23.98	5.00	5.00	30	Pass
VHT80	MCS0	1	138	5690	0.65	0.65	18.09	18.09		23.98	23.98	5.00	5.00	30	Pass



Band III															
Mod.	Data Rate	NTX	CH.	Freq. (MHz)	Duty Factor (dB)		Average Conducted Power (dBm)			FCC Conducted Power Limit (dBm)		DG (dBi)		EIRP Power Limit (dBm)	Pass/Fail
					Ant 1	Ant 2	Ant 1	Ant 2	SUM	Ant 1	Ant 2	Ant 1	Ant 2		
11a	6Mbps	2	100	5500	0.29	0.32	14.14	15.00	17.60	23.98	5.00	30	Pass		
11a	6Mbps	2	116	5580	0.29	0.32	15.81	16.93	19.42	23.98	5.00	30	Pass		
11a	6Mbps	2	140	5700	0.29	0.32	13.70	14.22	16.98	23.98	5.00	30	Pass		
11a	6Mbps	2	144	5720	0.29	0.32	17.12	17.63	20.39	23.98	5.00	30	Pass		
HT20	MCS0	2	100	5500	0.31	0.34	13.86	15.04	17.50	23.98	5.00	30	Pass		
HT20	MCS0	2	116	5580	0.31	0.34	15.97	16.95	19.50	23.98	5.00	30	Pass		
HT20	MCS0	2	140	5700	0.31	0.34	13.01	13.74	16.40	23.98	5.00	30	Pass		
HT20	MCS0	2	144	5720	0.31	0.34	17.42	17.94	20.70	23.98	5.00	30	Pass		
HT40	MCS0	2	102	5510	0.62	0.66	11.05	9.66	13.42	23.98	5.00	30	Pass		
HT40	MCS0	2	110	5550	0.62	0.66	14.92	15.49	18.22	23.98	5.00	30	Pass		
HT40	MCS0	2	134	5670	0.62	0.66	13.99	14.67	17.35	23.98	5.00	30	Pass		
HT40	MCS0	2	142	5710	0.62	0.66	18.67	18.10	21.40	23.98	5.00	30	Pass		
VHT20	MCS0	2	100	5500	0.34	0.34	14.04	15.02	17.57	23.98	5.00	30	Pass		
VHT20	MCS0	2	116	5580	0.34	0.34	15.97	17.05	19.56	23.98	5.00	30	Pass		
VHT20	MCS0	2	140	5700	0.34	0.34	13.20	13.75	16.50	23.98	5.00	30	Pass		
VHT20	MCS0	2	144	5720	0.34	0.34	17.56	17.88	20.74	23.98	5.00	30	Pass		
VHT40	MCS0	2	102	5510	0.65	0.65	11.14	9.70	13.49	23.98	5.00	30	Pass		
VHT40	MCS0	2	110	5550	0.65	0.65	14.77	15.63	18.23	23.98	5.00	30	Pass		
VHT40	MCS0	2	134	5670	0.65	0.65	13.86	14.81	17.37	23.98	5.00	30	Pass		
VHT40	MCS0	2	142	5710	0.65	0.65	18.81	17.96	21.42	23.98	5.00	30	Pass		
VHT80	MCS0	2	106	5530	0.65	0.63	8.45	6.64	10.65	23.98	5.00	30	Pass		
VHT80	MCS0	2	122	5610	0.65	0.63	13.00	13.41	16.22	23.98	5.00	30	Pass		
VHT80	MCS0	2	138	5690	0.65	0.63	18.22	17.94	21.09	23.98	5.00	30	Pass		



<TXBF Mode>

Band I												
Mod.	Data Rate	NTX	CH.	Freq. (MHz)	Average Conducted Power (dBm)			FCC Conducted Power Limit (dBm)		DG (dBi)		Pass/Fail
					Ant 1	Ant 2	SUM	Ant 1	Ant 2	Ant 1	Ant 2	
HT20	MCS0	2	36	5180	13.40	15.50	17.59	21.99		8.01		Pass
HT20	MCS0	2	44	5220	16.00	17.10	19.60	21.99		8.01		Pass
HT20	MCS0	2	48	5240	16.20	16.90	19.57	21.99		8.01		Pass
HT40	MCS0	2	38	5190	8.90	9.10	12.01	21.99		8.01		Pass
HT40	MCS0	2	46	5230	16.00	17.40	19.77	21.99		8.01		Pass
VHT20	MCS0	2	36	5180	13.60	15.50	17.66	21.99		8.01		Pass
VHT20	MCS0	2	44	5220	16.10	17.10	19.64	21.99		8.01		Pass
VHT20	MCS0	2	48	5240	16.30	16.90	19.62	21.99		8.01		Pass
VHT40	MCS0	2	38	5190	9.00	9.20	12.11	21.99		8.01		Pass
VHT40	MCS0	2	46	5230	16.10	17.40	19.81	21.99		8.01		Pass
VHT80	MCS0	2	42	5210	8.30	7.70	11.02	21.99		8.01		Pass



Band II													
Mod.	Data Rate	NTX	CH.	Freq. (MHz)	Average Conducted Power (dBm)			FCC Conducted Power Limit (dBm)		DG (dBi)		EIRP Power Limit (dBm)	Pass/Fail
					Ant 1	Ant 2	SUM	Ant 1	Ant 2	Ant 1	Ant 2		
HT20	MCS0	2	52	5260	16.30	17.00	19.67	21.97		8.01		30	Pass
HT20	MCS0	2	60	5300	16.30	16.90	19.62	21.97		8.01		30	Pass
HT20	MCS0	2	64	5320	14.50	14.80	17.66	21.97		8.01		30	Pass
HT40	MCS0	2	54	5270	15.60	16.50	19.08	21.97		8.01		30	Pass
HT40	MCS0	2	62	5310	9.30	8.20	11.80	21.97		8.01		30	Pass
VHT20	MCS0	2	52	5260	16.30	17.10	19.73	21.97		8.01		30	Pass
VHT20	MCS0	2	60	5300	16.50	16.90	19.71	21.97		8.01		30	Pass
VHT20	MCS0	2	64	5320	14.60	14.90	17.76	21.97		8.01		30	Pass
VHT40	MCS0	2	54	5270	15.50	16.60	19.10	21.97		8.01		30	Pass
VHT40	MCS0	2	62	5310	9.30	8.30	11.84	21.97		8.01		30	Pass
VHT80	MCS0	2	58	5290	9.90	8.40	12.22	21.97		8.01		30	Pass



Band III													
Mod.	Data Rate	NTX	CH.	Freq. (MHz)	Average Conducted Power (dBm)			FCC Conducted Power Limit (dBm)		DG (dBi)		EIRP Power Limit (dBm)	Pass/Fail
					Ant 1	Ant 2	SUM	Ant 1	Ant 2	Ant 1	Ant 2		
HT20	MCS0	2	100	5500	15.70	16.40	19.07	21.97		8.01		30	Pass
HT20	MCS0	2	116	5580	16.20	16.80	19.52	21.97		8.01		30	Pass
HT20	MCS0	2	140	5700	13.60	14.10	16.87	21.97		8.01		30	Pass
HT20	MCS0	2	144	5720	16.10	17.00	19.58	21.97		8.01		30	Pass
HT40	MCS0	2	102	5510	12.00	12.70	15.37	21.97		8.01		30	Pass
HT40	MCS0	2	110	5550	15.80	16.50	19.17	21.97		8.01		30	Pass
HT40	MCS0	2	134	5670	15.20	16.10	18.68	21.97		8.01		30	Pass
HT40	MCS0	2	142	5710	18.20	19.30	21.80	21.97		8.01		30	Pass
VHT20	MCS0	2	100	5500	15.80	16.40	19.12	21.97		8.01		30	Pass
VHT20	MCS0	2	116	5580	16.30	16.80	19.57	21.97		8.01		30	Pass
VHT20	MCS0	2	140	5700	13.80	14.10	16.96	21.97		8.01		30	Pass
VHT20	MCS0	2	144	5720	16.00	17.10	19.60	21.97		8.01		30	Pass
VHT40	MCS0	2	102	5510	12.10	12.70	15.42	21.97		8.01		30	Pass
VHT40	MCS0	2	110	5550	15.90	16.70	19.33	21.97		8.01		30	Pass
VHT40	MCS0	2	134	5670	15.30	16.10	18.73	21.97		8.01		30	Pass
VHT40	MCS0	2	142	5710	18.50	19.30	21.93	21.97		8.01		30	Pass
VHT80	MCS0	2	106	5530	10.30	8.70	12.58	21.97		8.01		30	Pass
VHT80	MCS0	2	122	5610	14.80	14.70	17.76	21.97		8.01		30	Pass
VHT80	MCS0	2	138	5690	18.40	19.40	21.94	21.97		8.01		30	Pass



3.3 Power Spectral Density Measurement

3.3.1 Limit of Power Spectral Density

<FCC 14-30 CFR 15.407>

For mobile and portable client devices in the 5.15–5.25 GHz band, the maximum power spectral density shall not exceed 11dBm in any 1 megahertz band.

For the 5.25–5.725 GHz bands, the maximum power spectral density shall not exceed 11 dBm in any 1 megahertz band.

If transmitting antennas of directional gain greater than 6 dBi are used, the peak output power shall be reduced by the amount in dB that the directional gain of the antenna exceeds 6 dBi.

3.3.2 Measuring Instruments

The measuring equipment is listed in the section 4 of this test report.

3.3.3 Test Procedures

The testing follows FCC KDB 789033 D02 General UNII Test Procedures New Rules v01r04. Section F) Maximum power spectral density.

CDD modes

Method SA-2

(trace averaging across on and off times of the EUT transmissions, followed by duty cycle correction).

- Measure the duty cycle.
- Set span to encompass the entire emission bandwidth (EBW) of the signal.
- Set RBW = 1 MHz.
- Set VBW \geq 3 MHz.
- Number of points in sweep \geq 2 Span / RBW.
- Sweep time = auto.
- Detector = RMS
- Trace average at least 100 traces in power averaging mode.
- Add $10 \log(1/x)$, where x is the duty cycle, to the measured power in order to compute the average power during the actual transmission times. For example, add $10 \log(1/0.25) = 6$ dB if the duty cycle is 25 percent.

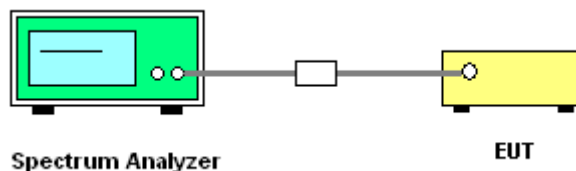
TXBF modes**# Method SA-3 #**

(power averaging (rms) detection with max hold):

- Set span to encompass the entire emission bandwidth (EBW) of the signal.
 - Set RBW = 1 MHz.
 - Set VBW \geq 3 MHz
 - Number of points in sweep \geq 2 Span / RBW.
 - Sweep time \leq (number of points in sweep) \times T, when duty cycle is less than 98 percent where T is the minimum transmission duration over which the transmitter is on and is transmitting at its maximum power control level for the tested mode of operation.
 - Detector = power averaging (rms).
 - Trace mode = max hold.
 - Allow max hold to run for at least 60 seconds, or longer as needed to allow the trace to stabilize.
1. The RF output of EUT was connected to the spectrum analyzer by a low loss cable.
 2. Each plot has already offset with cable loss, and attenuator loss. Measure the PPSD and record it.
 3. For MIMO mode, calculation method follows FCC KDB 662911 D01 Multiple Transmitter Output v02r01.

Method (a): Measure and sum the spectra across the outputs.

The total final Power Spectral Density is from a device with 2 transmitter outputs. The spectrum measurements of the individual outputs are all performed with the same span and number of points, the spectrum value in the first spectral bin of output 1 is summed with that in the first spectral bin of output 2 to obtain the value for the first frequency bin of the summed spectrum.

3.3.4 Test Setup



3.3.5 Test Result of Power Spectral Density

<CDD Mode>

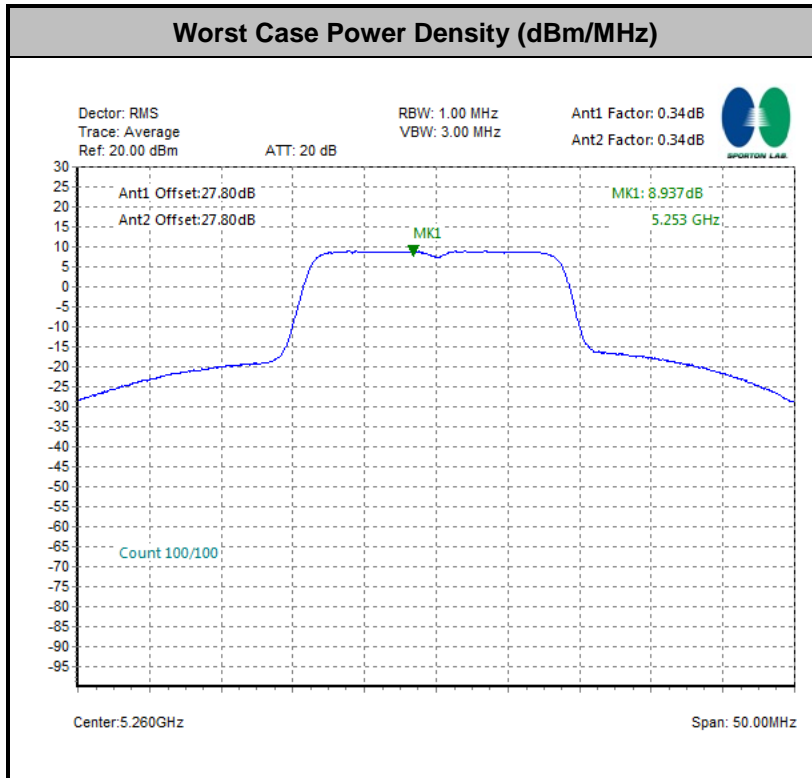
Band I														
Mod.	Data Rate	NTX	CH.	Freq. (MHz)	Duty Factor (dB)		Average Power Density (dBm/MHz)			Average PSD Limit (dBm/MHz)		DG (dBi)		Pass /Fail
					Ant 1	Ant 2	Ant 1	Ant 2	SUM	Ant 1	Ant 2	Ant 1	Ant 2	
11a	6Mbps	1	36	5180	0.32	0.29	3.45	3.16		11.00	11.00	5.00	5.00	Pass
11a	6Mbps	1	44	5220	0.32	0.29	6.57	7.63		11.00	11.00	5.00	5.00	Pass
11a	6Mbps	1	48	5240	0.32	0.29	6.87	7.34		11.00	11.00	5.00	5.00	Pass
11a	6Mbps	2	36	5180	0.29	0.32			5.37	8.99		8.01		Pass
11a	6Mbps	2	44	5220	0.29	0.32			8.64	8.99		8.01		Pass
11a	6Mbps	2	48	5240	0.29	0.32			8.81	8.99		8.01		Pass
VHT20	MCS0	2	36	5180	0.34	0.34			4.92	8.99		8.01		Pass
VHT20	MCS0	2	44	5220	0.34	0.34			8.76	8.99		8.01		Pass
VHT20	MCS0	2	48	5240	0.34	0.34			8.75	8.99		8.01		Pass
VHT40	MCS0	2	38	5190	0.65	0.65			-3.66	8.99		8.01		Pass
VHT40	MCS0	2	46	5230	0.65	0.65			4.05	8.99		8.01		Pass
VHT80	MCS0	2	42	5210	0.65	0.63			-7.91	8.99		8.01		Pass



Band II														
Mod.	Data Rate	NTX	CH.	Freq. (MHz)	Duty Factor (dB)		Average Power Density (dBm/MHz)			Average PSD Limit (dBm/MHz)		DG (dBi)		Pass /Fail
					Ant 1	Ant 2	Ant 1	Ant 2	SUM	Ant 1	Ant 2	Ant 1	Ant 2	
11a	6Mbps	1	52	5260	0.32	0.29	6.82	7.36		11.00	11.00	5.00	5.00	Pass
11a	6Mbps	1	60	5300	0.32	0.29	7.36	6.35		11.00	11.00	5.00	5.00	Pass
11a	6Mbps	1	64	5320	0.32	0.29	4.56	3.41		11.00	11.00	5.00	5.00	Pass
11a	6Mbps	2	52	5260	0.29	0.32			8.70	8.99	8.01			Pass
11a	6Mbps	2	60	5300	0.29	0.32			7.80	8.99	8.01			Pass
11a	6Mbps	2	64	5320	0.29	0.32			6.36	8.99	8.01			Pass
VHT20	MCS0	2	52	5260	0.34	0.34			8.94	8.99	8.01			Pass
VHT20	MCS0	2	60	5300	0.34	0.34			7.56	8.99	8.01			Pass
VHT20	MCS0	2	64	5320	0.34	0.34			5.11	8.99	8.01			Pass
VHT40	MCS0	2	54	5270	0.65	0.65			3.58	8.99	8.01			Pass
VHT40	MCS0	2	62	5310	0.65	0.65			-2.68	8.99	8.01			Pass
VHT80	MCS0	2	58	5290	0.65	0.63			-4.38	8.99	8.01			Pass



Band III														
Mod.	Data Rate	NTX	CH.	Freq. (MHz)	Duty Factor (dB)		Average Power Density (dBm/MHz)			Average PSD Limit (dBm/MHz)		DG (dBi)		Pass /Fail
					Ant 1	Ant 2	Ant 1	Ant 2	SUM	Ant 1	Ant 2	Ant 1	Ant 2	
11a	6Mbps	1	100	5500	0.32	0.29	6.26	4.09		11.00	11.00	5.00	5.00	Pass
11a	6Mbps	1	116	5580	0.32	0.29	7.86	8.56		11.00	11.00	5.00	5.00	Pass
11a	6Mbps	1	140	5700	0.32	0.29	2.80	1.49		11.00	11.00	5.00	5.00	Pass
11a	6Mbps	1	144	5720	0.32	0.29	5.97	6.64		11.00	11.00	5.00	5.00	Pass
11a	6Mbps	2	100	5500	0.29	0.32			6.94	8.99	8.01		Pass	
11a	6Mbps	2	116	5580	0.29	0.32			8.83	8.99	8.01		Pass	
11a	6Mbps	2	140	5700	0.29	0.32			5.18	8.99	8.01		Pass	
11a	6Mbps	2	144	5720	0.29	0.32			8.51	8.99	8.01		Pass	
VHT20	MCS0	2	100	5500	0.34	0.34			6.40	8.99	8.01		Pass	
VHT20	MCS0	2	116	5580	0.34	0.34			8.63	8.99	8.01		Pass	
VHT20	MCS0	2	140	5700	0.34	0.34			4.21	8.99	8.01		Pass	
VHT20	MCS0	2	144	5720	0.34	0.34			8.52	8.99	8.01		Pass	
VHT40	MCS0	2	102	5510	0.65	0.65			-1.45	8.99	8.01		Pass	
VHT40	MCS0	2	110	5550	0.65	0.65			3.90	8.99	8.01		Pass	
VHT40	MCS0	2	134	5670	0.65	0.65			3.17	8.99	8.01		Pass	
VHT40	MCS0	2	142	5710	0.65	0.65			6.33	8.99	8.01		Pass	
VHT80	MCS0	2	106	5530	0.65	0.63			-5.45	8.99	8.01		Pass	
VHT80	MCS0	2	122	5610	0.65	0.63			-0.68	8.99	8.01		Pass	
VHT80	MCS0	2	138	5690	0.65	0.63			3.02	8.99	8.01		Pass	



Note: Average Power Density (dB) = Measured value+ Duty Factor



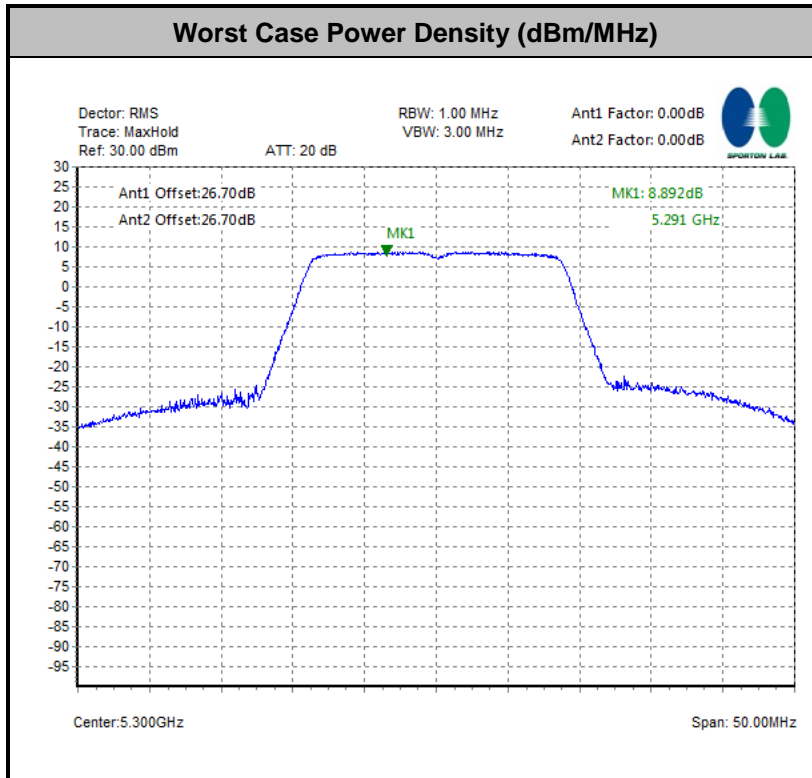
<TXBF Mode>

Band I												
Mod.	Data Rate	NTX	CH.	Freq. (MHz)	Average Power Density (dBm/MHz)			Average PSD Limit (dBm/MHz)		DG (dBi)		Pass /Fail
					Ant 1	Ant 2	SUM	Ant 1	Ant 2	Ant 1	Ant 2	
VHT20	MCS0	2	36	5180				7.09	8.99	8.01		Pass
VHT20	MCS0	2	44	5220				8.70	8.99	8.01		Pass
VHT20	MCS0	2	48	5240				8.71	8.99	8.01		Pass
VHT40	MCS0	2	38	5190				-2.53	8.99	8.01		Pass
VHT40	MCS0	2	46	5230				5.44	8.99	8.01		Pass
VHT80	MCS0	2	42	5210				-6.43	8.99	8.01		Pass

Band II												
Mod.	Data Rate	NTX	CH.	Freq. (MHz)	Average Power Density (dBm/MHz)			Average PSD Limit (dBm/MHz)		DG (dBi)		Pass /Fail
					Ant 1	Ant 2	SUM	Ant 1	Ant 2	Ant 1	Ant 2	
VHT20	MCS0	2	52	5260				8.72	8.99	8.01		Pass
VHT20	MCS0	2	60	5300				8.89	8.99	8.01		Pass
VHT20	MCS0	2	64	5320				6.65	8.99	8.01		Pass
VHT40	MCS0	2	54	5270				4.80	8.99	8.01		Pass
VHT40	MCS0	2	62	5310				-2.31	8.99	8.01		Pass
VHT80	MCS0	2	58	5290				-5.11	8.99	8.01		Pass



Band III												
Mod.	Data Rate	NTX	CH.	Freq. (MHz)	Average Power Density (dBm/MHz)			Average PSD Limit (dBm/MHz)		DG (dBi)		Pass /Fail
					Ant 1	Ant 2	SUM	Ant 1	Ant 2	Ant 1	Ant 2	
VHT20	MCS0	2	100	5500			7.92		8.99		8.01	Pass
VHT20	MCS0	2	116	5580			8.86		8.99		8.01	Pass
VHT20	MCS0	2	140	5700			6.14		8.99		8.01	Pass
VHT20	MCS0	2	144	5720			8.70		8.99		8.01	Pass
VHT40	MCS0	2	102	5510			0.99		8.99		8.01	Pass
VHT40	MCS0	2	110	5550			5.33		8.99		8.01	Pass
VHT40	MCS0	2	134	5670			5.05		8.99		8.01	Pass
VHT40	MCS0	2	142	5710			7.97		8.99		8.01	Pass
VHT80	MCS0	2	106	5530			-4.63		8.99		8.01	Pass
VHT80	MCS0	2	122	5610			0.80		8.99		8.01	Pass
VHT80	MCS0	2	138	5690			5.46		8.99		8.01	Pass



Note: Average Power Density (dB) = Measured value+ Duty Factor



3.4 Unwanted Emissions Measurement

This section is to measure unwanted emissions through radiated measurement for band edge spurious emissions and out of band emissions measurement.

3.4.1 Limit of Unwanted Emissions

- (1) For transmitters operating in the 5150-5250 MHz band: all emissions outside of the 5150-5350 MHz band shall not exceed an EIRP of -27dBm/MHz.

For transmitters operating in the 5250-5350 MHz band: all emissions outside of the 5150-5350 MHz band shall not exceed an EIRP of -27 dBm/MHz. Devices operating in the 5250-5350 MHz band that generate emissions in the 5150-5250 MHz band must meet all applicable technical requirements for operation in the 5150-5250 MHz band (including indoor use) or alternatively meet an out-of-band emission EIRP limit of -27 dBm/MHz in the 5150-5250 MHz band.

For transmitters operating in the 5470-5600 MHz and 5650-5725MHz band: all emissions outside of the 5470-5600 MHz and 5650-5725MHz band shall not exceed an EIRP of -27 dBm/MHz.

- (2) Unwanted spurious emissions fallen in restricted bands per FCC Part15.205 shall comply with the general field strength limits set forth in § 15.209 as below table,

Frequency (MHz)	Field Strength (microvolts/meter)	Measurement Distance (meters)
0.009 – 0.490	2400/F(kHz)	300
0.490 – 1.705	24000/F(kHz)	30
1.705 – 30.0	30	30
30 – 88	100	3
88 – 216	150	3
216 - 960	200	3
Above 960	500	3

Note: The following formula is used to convert the EIRP to field strength.

$$E = \frac{1000000\sqrt{30P}}{3} \mu\text{V/m, where P is the eirp (Watts)}$$



EIRP (dBm)	Field Strength at 3m (dBµV/m)
- 27	68.3

(3) KDB789033 D02 v01r04 G)2)c)

- (i) Section 15.407(b)(1-3) specifies the unwanted emissions limit for the U-NII-1 and 2 bands. As specified, emissions above 1000 MHz that are outside of the restricted bands are subject to a peak emission limit of -27 dBm/MHz. However, an out-of-band emission that complies with both the average and peak limits of Section 15.209 is not required to satisfy the -27 dBm/MHz dBm/MHz peak emission limit.
- (ii) Section 15.407(b)(4) specifies the unwanted emissions limit for the U-NII-3 band. A band emissions mask is specified in Section 15.407(b)(4)(i). An alternative to the band emissions mask is specified in Section 15.407(b)(4)(ii). The alternative limits are based on the highest antenna gain specified in the filing. There are also marketing and importation restrictions for the alternative limit.

Note 3: An out-of-band emission that complies with both the average and peak limits of Section 15.209 is not required to satisfy the -27 dBm/MHz peak emission limit.

Note 4: Only devices with antenna gains of 10 dBi or less may be approved using the emission limits specified in Section 15.247(d) till March 2, 2018; all other devices operating in this band must use the mask specified in Section 15.407(b)(4)(i).

3.4.2 Measuring Instruments

The measuring equipment is listed in the section 4 of this test report.

3.4.3 Test Procedures

1. The testing follows FCC KDB 789033 D02 General UNII Test Procedures New Rules v01r04. Section G) Unwanted emissions measurement.

(1) Procedure for Unwanted Emissions Measurements Below 1000MHz

- RBW = 120 kHz
- VBW = 300 kHz
- Detector = Peak
- Trace mode = max hold



(2) Procedure for Peak Unwanted Emissions Measurements Above 1000 MHz

- RBW = 1 MHz
- VBW \geq 3 MHz
- Detector = Peak
- Sweep time = auto
- Trace mode = max hold

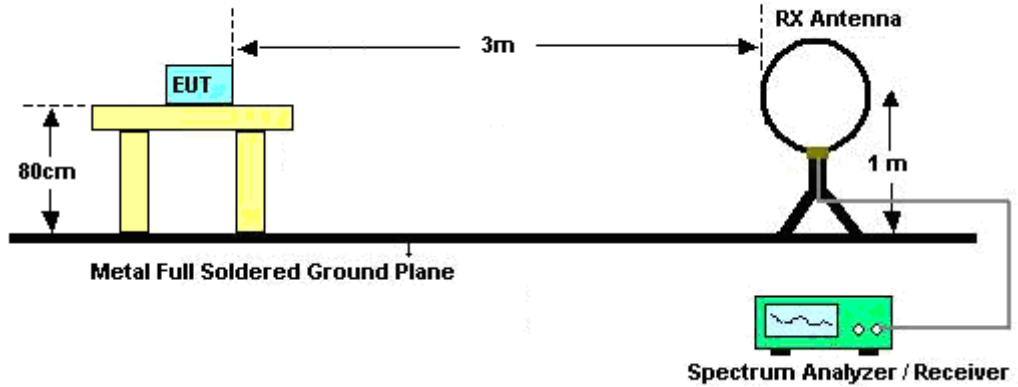
(3) Procedures for Average Unwanted Emissions Measurements Above 1000MHz

- RBW = 1 MHz
- VBW = 10 Hz, when duty cycle is no less than 98 percent.
- VBW \geq 1/T, when duty cycle is less than 98 percent where T is the minimum transmission duration over which the transmitter is on and is transmitting at its maximum power control level for the tested mode of operation.

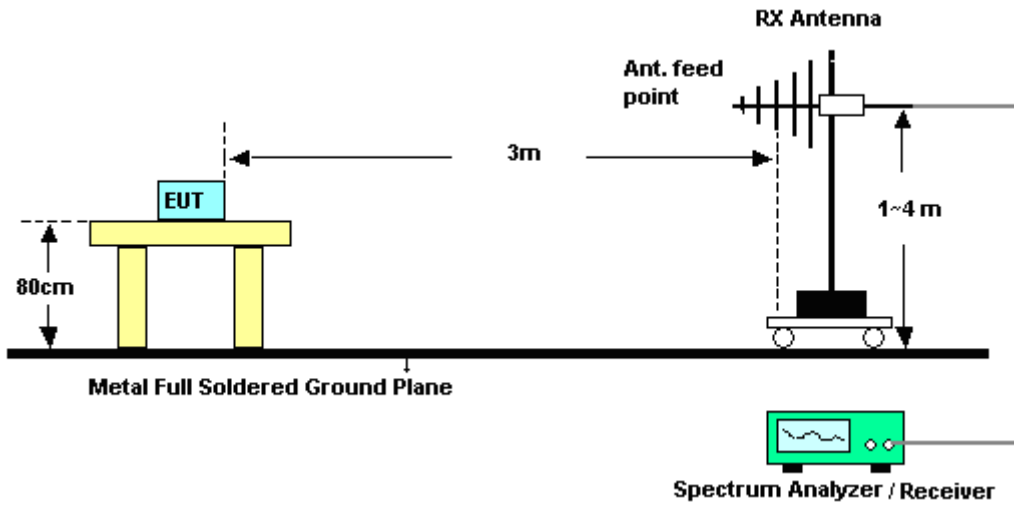
2. The EUT was placed on a turntable with 0.8 meter for frequency below 1GHz and 1.5 meter for frequency above 1GHz respectively above ground.
3. The EUT was set 3 meters from the interference receiving antenna which was mounted on the top of a variable height antenna tower.
4. The antenna is a broadband antenna and its height is adjusted between one meter and four meters above ground to find the maximum value of the field strength for both horizontal polarization and vertical polarization of the antenna.
5. For each suspected emission, the EUT was arranged to its worst case and then adjust the antenna tower (from 1 m to 4 m) and turntable (from 0 degree to 360 degrees) to find the maximum reading.
6. For testing below 1GHz, if the emission level of the EUT in peak mode was 3 dB lower than the limit specified, then peak values of EUT will be reported, otherwise, the emissions will be repeated one by one using the CISPR quasi-peak method and reported.
7. For testing above 1GHz, the emission level of the EUT in peak mode was 20dB lower than average limit (that means the emission level in average mode also complies with the limit in average mode), then peak values of EUT will be reported, otherwise, the emissions will be measured in average mode again and reported.

3.4.4 Test Setup

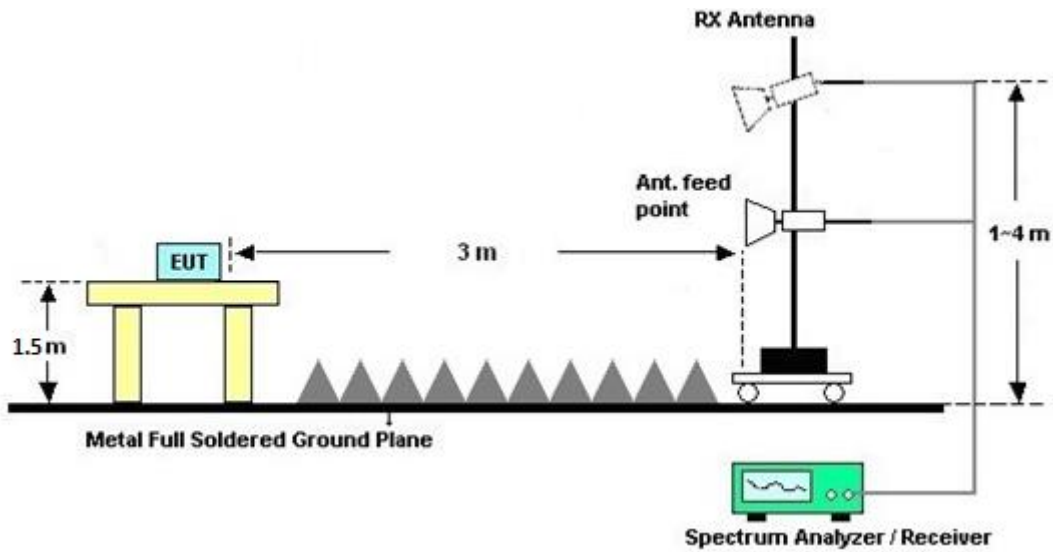
For radiated emissions below 30MHz



For radiated emissions from 30MHz to 1GHz



For radiated emissions above 1GHz



3.4.5 Test Results of Radiated Spurious Emissions (9 kHz ~ 30 MHz)

The low frequency, which started from 9 kHz to 30MHz, was pre-scanned and the result which was 20dB lower than the limit line was not reported.

3.4.6 Test Result of Radiated Spurious at Band Edges

Please refer to Appendix B and C.

3.4.7 Duty Cycle

Please refer to Appendix D.

3.4.8 Test Result of Radiated Spurious Emissions (30MHz ~ 10th Harmonic)

Please refer to Appendix B and C.



3.5 AC Conducted Emission Measurement

3.5.1 Limit of AC Conducted Emission

For equipment that is designed to be connected to the public utility (AC) power line, the radio frequency voltage that is conducted back onto the AC power line on any frequency or frequencies within the band 150 kHz to 30 MHz shall not exceed the limits in the following table.

Frequency of emission (MHz)	Conducted limit (dB μ V)	
	Quasi-peak	Average
0.15-0.5	66 to 56*	56 to 46*
0.5-5	56	46
5-30	60	50

*Decreases with the logarithm of the frequency.

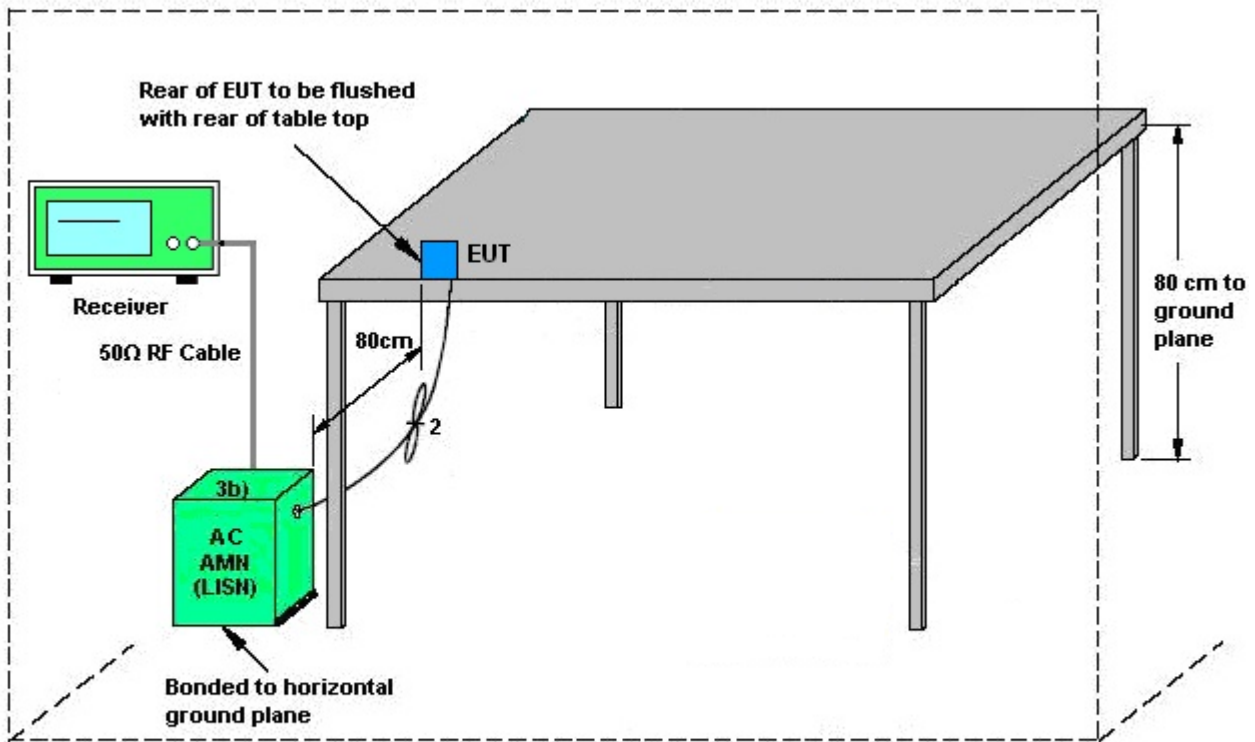
3.5.2 Measuring Instruments

The measuring equipment is listed in the section 4 of this test report.

3.5.3 Test Procedures

1. The EUT was placed 0.4 meter from the conducting wall of the shielding room was kept at least 80 centimeters from any other grounded conducting surface.
2. Connect EUT to the power mains through a line impedance stabilization network (LISN).
3. All the support units are connecting to the other LISN.
4. The LISN provides 50 ohm coupling impedance for the measuring instrument.
5. The FCC states that a 50 ohm, 50 microhenry LISN should be used.
6. Both sides of AC line were checked for maximum conducted interference.
7. The frequency range from 150 kHz to 30 MHz was searched.
8. Set the test-receiver system to Peak Detect Function and specified bandwidth with Maximum Hold Mode.

3.5.4 Test Setup



AMN = Artificial mains network (LISN)
AE = Associated equipment
EUT = Equipment under test
ISN = Impedance stabilization network

3.5.5 Test Result of AC Conducted Emission

Please refer to Appendix A.

3.6 Frequency Stability Measurement

3.6.1 Limit of Frequency Stability

Manufacturers of U-NII devices are responsible for ensuring frequency stability such that an emission is maintained within the band of operation under all conditions of normal operation as specified in the user's manual.

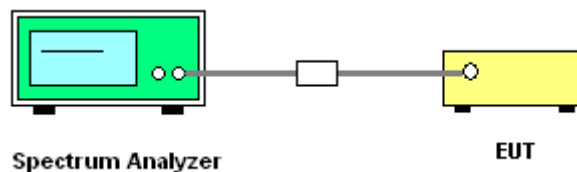
3.6.2 Measuring Instruments

The measuring equipment is listed in the section 4 of this test report.

3.6.3 Test Procedures

1. To ensure emission at the band edge is maintained within the authorized band, those values shall be measured by radiation emissions at upper and lower frequency points, and finally compensated by frequency deviation as procedures below.
2. The EUT was operated at the maximum output power, and connected to the spectrum analyzer, which is set to maximum hold function and peak detector. The peak value of the power envelope was measured and noted. The upper and lower frequency points were respectively measured relatively 10dB lower than the measured peak value.
3. The frequency deviation was calculated by adding the upper frequency point and the lower frequency point divided by two. Those detailed values of frequency deviation are provided in table below.

3.6.4 Test Setup





3.6.5 Test Result of Frequency Stability

Test Band :	5GHz band 1,2,3	Test Engineer :	Derek Hsu
-------------	-----------------	-----------------	-----------

Mod.	Data Rate	NTX	Channel	Freq. (MHz)	Center Frequency (MHz)	Frequency Deviation (MHz)	Frequency Stability (ppm)	Temperature (°C)	Voltage (V)
11a	6Mbps	1	36	5180	5180.000	0.000	0.00	50	120
11a	6Mbps	1	36	5180	5180.050	0.050	9.65	-30	120
11a	6Mbps	1	36	5180	5180.000	0.000	0.00	20	138
11a	6Mbps	1	36	5180	5180.000	0.000	0.00	20	102
11a	6Mbps	1	36	5180	5180.025	0.025	4.83	20	120

Mod.	Data Rate	NTX	Channel	Freq. (MHz)	Center Frequency (MHz)	Frequency Deviation (MHz)	Frequency Stability (ppm)	Temperature (°C)	Voltage (V)
11a	6Mbps	1	36	5180	5320.000	0.000	0.00	50	120
11a	6Mbps	1	36	5180	5320.050	0.050	9.40	-30	120
11a	6Mbps	1	36	5180	5320.000	0.000	0.00	20	138
11a	6Mbps	1	36	5180	5320.000	0.000	0.00	20	102
11a	6Mbps	1	36	5180	5320.000	0.000	0.00	20	120

Mod.	Data Rate	NTX	Channel	Freq. (MHz)	Center Frequency (MHz)	Frequency Deviation (MHz)	Frequency Stability (ppm)	Temperature (°C)	Voltage (V)
11a	6Mbps	1	36	5180	5500.050	0.050	9.09	50	120
11a	6Mbps	1	36	5180	5500.050	0.050	9.09	-30	120
11a	6Mbps	1	36	5180	5500.050	0.050	9.09	20	138
11a	6Mbps	1	36	5180	5500.050	0.050	9.09	20	102
11a	6Mbps	1	36	5180	5500.000	0.000	0.00	20	120

Note: Center Frequency = (Low Frequency + High Frequency) / 2.



3.7 Automatically Discontinue Transmission

3.7.1 Limit of Automatically Discontinue Transmission

The device shall automatically discontinue transmission in case of either absence of information to transmit or operational failure. These provisions are not intended to preclude the transmission of control or signaling information or the use of repetitive codes used by certain digital technologies to complete frame or burst intervals. Applicants shall include in their application for equipment authorization to describe how this requirement is met.

3.7.2 Measuring Instruments

The measuring equipment is listed in the section 4 of this test report.

3.7.3 Test Result of Automatically Discontinue Transmission

While the EUT is not transmitting any information, the EUT can automatically discontinue transmission and become standby mode for power saving. The EUT can detect the controlling signal of ACK message transmitting from remote device and verify whether it shall resend or discontinue transmission.



3.8 Antenna Requirements

3.8.1 Standard Applicable

If transmitting antenna directional gain is greater than 6 dBi, both the peak transmit power and the peak power spectral density shall be reduced by the amount in dB that the directional gain of the antenna exceeds 6 dBi.

3.8.2 Antenna Anti-Replacement Construction

An embedded-in antenna design is used.

3.8.3 Antenna Gain

CDD modes

FCC KDB 662911 D01 Multiple Transmitter Output v02r01

For CDD transmissions, directional gain is calculated as

Directional gain = G_{ANT} + Array Gain, where Array Gain is as follows.

For power spectral density (PSD) measurements on all devices,

Array Gain = $10 \log(N_{ANT}/N_{SS}=1)$ dB.

For power measurements on IEEE 802.11 devices,

Array Gain = 0 dB (i.e., no array gain) for $N_{ANT} \leq 4$.

Directional gain may be calculated by using the formulas applicable to equal gain antennas with G_{ANT} set equal to the gain of the antenna having the highest gain;

The EUT supports CDD mode.

For power, the directional gain G_{ANT} is set equal to the antenna having the highest gain, i.e., F)2)f)i).

For PSD, the directional gain calculation is following F)2)f)ii) of KDB 662911 D01 v02r01.

The power and PSD limit should be modified if the directional gain of EUT is over 6 dBi,

The directional gain "DG" is calculated as following table.

	Chain 0	Chain 1	DG for Power (dBi)	DG for PSD (dBi)	Power Limit Reduction (dB)	PSD Limit Reduction (dB)
	(dBi)	(dBi)	(dBi)	(dBi)	(dB)	(dB)
Band I	5.00	5.00	5.00	8.01	0.00	2.01
Band II	5.00	5.00	5.00	8.01	0.00	2.01
Band III	5.00	5.00	5.00	8.01	0.00	2.01

Power limit reduction = Composite gain – 6dBi, (min = 0)

PSD limit reduction = Composite gain + PSD Array gain – 6dBi, (min = 0)

TXBF modes

FCC KDB 662911 D01 Multiple Transmitter Output v02r01

For CDD transmissions, directional gain is calculated as

$$DirectionalGain = 10 \cdot \log \left[\frac{\sum_{j=1}^{N_{SS}} \left\{ \sum_{k=1}^{N_{ANT}} g_{j,k} \right\}^2}{N_{ANT}} \right]$$

where

Each antenna is driven by no more than one spatial stream;

N_{SS} = the number of independent spatial streams of data;

N_{ANT} = the total number of antennas

$g_{j,k} = 10^{G_k / 20}$ if the k th antenna is being fed by spatial stream j , or zero if it is not;
 G_k is the gain in dBi of the k th antenna.

The EUT supports beamforming for 802.11ac modes.

The directional gain calculation is following F)2)e)ii) of KDB 662911 D01 v02r01.

The power and PSD limit should be modified if the directional gain of EUT is over 6 dBi,

The directional gain “DG” is calculated as following table.

	Chain 0	Chain 1	DG for Power	DG for PSD	Power Limit Reduction	PSD Limit Reduction
	(dBi)	(dBi)	(dBi)	(dBi)	(dB)	(dB)
Band I	5.00	5.00	8.01	8.01	2.01	2.01
Band II	5.00	5.00	8.01	8.01	2.01	2.01
Band III	5.00	5.00	8.01	8.01	2.01	2.01

$Power\ Limit\ Reduction = DG(Power) - 6dBi, (min = 0)$

$PSD\ Limit\ Reduction = DG(PSD) - 6dBi, (min = 0)$



4 List of Measuring Equipment

Instrument	Manufacturer	Model No.	Serial No.	Characteristics	Calibration Date	Test Date	Due Date	Remark
Power Meter	Anritsu	ML2495A	0932001	300MHz~40GHz	Sep. 29, 2016	May 20, 2017~ Aug. 15, 2017	Sep. 28, 2017	Conducted (TH05-HY)
Power Sensor	Anritsu	MA2411B	0846202	300MHz~40GHz	Sep. 29, 2016	May 20, 2017~ Aug. 15, 2017	Sep. 28, 2017	Conducted (TH05-HY)
Spectrum Analyzer	Rohde & Schwarz	FSP40	100057	9kHz-40GHz	Nov. 25, 2016	May 20, 2017~ Aug. 15, 2017	Nov. 24, 2017	Conducted (TH05-HY)
Temperature Chamber	ESPEC	SH-641	92013720	-40℃ ~90℃	Sep. 01, 2016	May 20, 2017~ Aug. 15, 2017	Aug. 31, 2017	Conducted (TH05-HY)
AC Power Source	AC POWER	AFC-500W	F104070011	50Hz~60Hz	Dec 01.2016	May 20, 2017~ Aug. 15, 2017	Nov 30 2017	Conducted (TH05-HY)
AC Power Source	ChainTek	APC-1000W	N/A	N/A	N/A	Jul. 02, 2017	N/A	Conduction (CO05-HY)
EMI Test Receiver	Rohde & Schwarz	ESCI 7	100724	9kHz~7GHz	Aug. 30, 2016	Jul. 02, 2017	Aug. 29, 2017	Conduction (CO05-HY)
LISN	Rohde & Schwarz	ENV216	100080	9kHz~30MHz	Nov. 29, 2016	Jul. 02, 2017	Nov. 28, 2017	Conduction (CO05-HY)
Bilog Antenna	TESEQ	CBL 6111D&00800 N1D01N-06	35419&03	30MHz to 1GHz	Jan. 07, 2017	Jun. 08, 2017 ~ Aug. 28, 2017	Jan. 06, 2018	Radiation (03CH07-HY)
Horn Antenna	ESCO	3117	00066584	1GHz~18GHz	Sep. 02, 2016	Jun. 08, 2017 ~ Aug. 28, 2017	Sep. 01, 2017	Radiation (03CH07-HY)
Loop Antenna	Rohde & Schwarz	HFH2-Z2	100315	9 kHz~30 MHz	May 15, 2017	Jun. 08, 2017 ~ Aug. 28, 2017	May 14, 2019	Radiation (03CH07-HY)
Preamplifier	MITEQ	AMF-7D-0010 1800-30-10P	1590075	1GHz ~ 18GHz	Apr. 25, 2017	Jun. 08, 2017 ~ Aug. 28, 2017	Apr. 24, 2018	Radiation (03CH07-HY)
Preamplifier	COM-POWER	PA-103A	161241	10MHz-1GHz	Mar. 14, 2017	Jun. 08, 2017 ~ Aug. 28, 2017	Mar. 13, 2018	Radiation (03CH07-HY)
Preamplifier	Agilent	8449B	3008A02362	1GHz~ 26.5GHz	Oct. 12, 2016	Jun. 08, 2017 ~ Aug. 28, 2017	Oct. 11, 2017	Radiation (03CH07-HY)
Antenna Mast	Max-Full	MFA520BS	N/A	1m~4m	N/A	Jun. 08, 2017 ~ Aug. 28, 2017	N/A	Radiation (03CH07-HY)
Turn Table	ChainTek	Chaintek 3000	N/A	0~360 Degree	N/A	Jun. 08, 2017 ~ Aug. 28, 2017	N/A	Radiation (03CH07-HY)
Amplifier	MITEQ	TTA1840-35-H G	1871923	18GHz~40GHz, VSWR : 2.5:1 max	Jun. 08, 2017	Jun. 08, 2017 ~ Aug. 28, 2017	Jun. 07, 2018	Radiation (03CH07-HY)
SHF-EHF Horn Antenna	SCHWARZBE CK	BBHA 9170	BBHA917058 4	18GHz- 40GHz	Nov. 08, 2016	Jun. 08, 2017 ~ Aug. 28, 2017	Nov. 07, 2017	Radiation (03CH07-HY)
EMI Test Receiver	Agilent	N9038A(MXE)	MY53290053	20Hz to 26.5GHz	Jan. 12, 2017	Jun. 08, 2017 ~ Aug. 28, 2017	Jan. 11, 2018	Radiation (03CH07-HY)



5 Uncertainty of Evaluation

Uncertainty of Conducted Emission Measurement (150kHz ~ 30MHz)

Measuring Uncertainty for a Level of Confidence of 95% ($U = 2Uc(y)$)	2.70
---	------

Uncertainty of Radiated Emission Measurement (30 MHz ~ 1000 MHz)

Measuring Uncertainty for a Level of Confidence of 95% ($U = 2Uc(y)$)	5.70
---	------

Uncertainty of Radiated Emission Measurement (1000 MHz ~ 18000 MHz)

Measuring Uncertainty for a Level of Confidence of 95% ($U = 2Uc(y)$)	5.50
---	------

Uncertainty of Radiated Emission Measurement (18000 MHz ~ 40000 MHz)

Measuring Uncertainty for a Level of Confidence of 95% ($U = 2Uc(y)$)	5.20
---	------



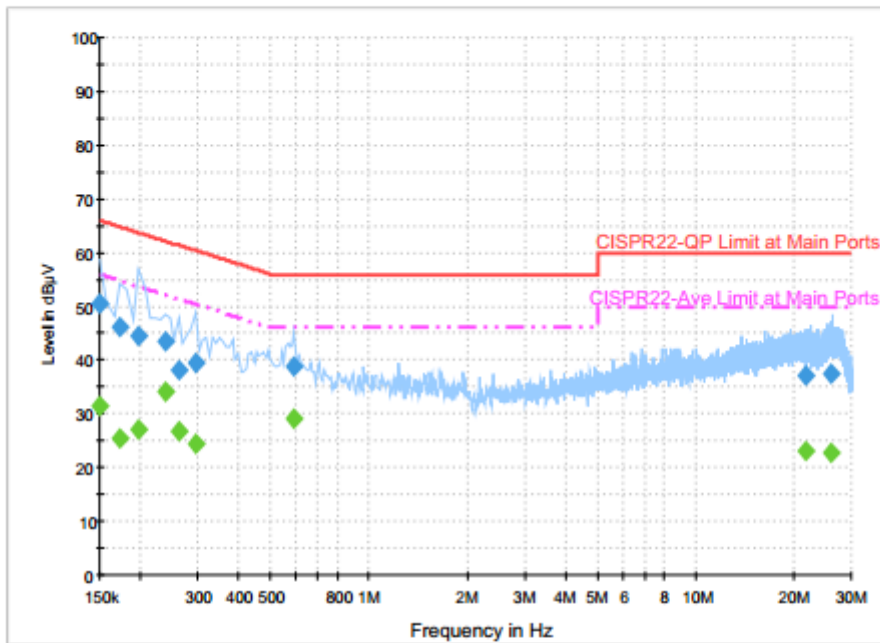
Appendix A. AC Conducted Emission Test Results

Test Engineer :	Arthur Hsieh	Temperature :	22~25°C
		Relative Humidity :	51~55%

EUT Information

Report NO : 752421
 Test Mode : Mode 1
 Test Voltage : 120Vac/60Hz
 Phase : Line

ENV216 Auto Test-L



Final Result 1

Frequency (MHz)	QuasiPeak (dBµV)	Filter	Line	Corr. (dB)	Margin (dB)	Limit (dBµV)
0.150000	50.4	Off	L1	19.6	15.6	66.0
0.174000	46.1	Off	L1	19.5	18.7	64.8
0.198000	44.3	Off	L1	19.5	19.4	63.7
0.238000	43.5	Off	L1	19.5	18.7	62.2
0.262000	38.1	Off	L1	19.5	23.3	61.4
0.294000	39.6	Off	L1	19.5	20.8	60.4
0.590000	38.9	Off	L1	19.5	17.1	56.0
21.766000	37.2	Off	L1	19.8	22.8	60.0
26.030000	37.3	Off	L1	19.8	22.7	60.0

Final Result 2

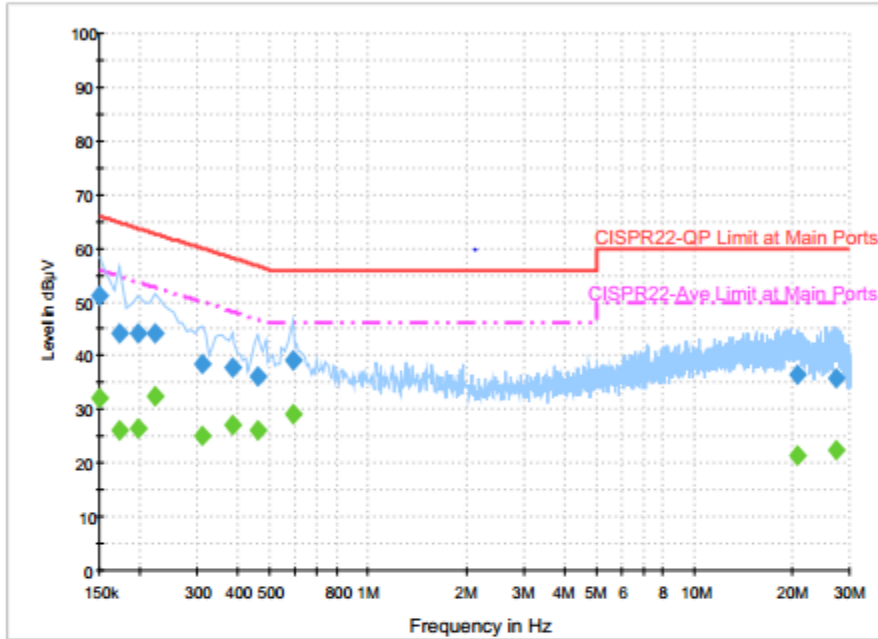
Frequency (MHz)	Average (dBµV)	Filter	Line	Corr. (dB)	Margin (dB)	Limit (dBµV)
0.150000	31.3	Off	L1	19.6	24.7	56.0
0.174000	25.5	Off	L1	19.5	29.3	54.8
0.198000	27.1	Off	L1	19.5	26.6	53.7
0.238000	34.0	Off	L1	19.5	18.2	52.2
0.262000	26.6	Off	L1	19.5	24.8	51.4
0.294000	24.5	Off	L1	19.5	25.9	50.4
0.590000	29.0	Off	L1	19.5	17.0	46.0
21.766000	23.0	Off	L1	19.8	27.0	50.0
26.030000	22.6	Off	L1	19.8	27.4	50.0



EUT Information

Report NO : 752421
 Test Mode : Mode 1
 Test Voltage : 120Vac/60Hz
 Phase : Neutral

ENV216 Auto Test-N



Final Result 1

Frequency (MHz)	QuasiPeak (dBuV)	Filter	Line	Corr. (dB)	Margin (dB)	Limit (dBuV)
0.150000	51.2	Off	N	19.5	14.8	66.0
0.174000	44.1	Off	N	19.5	20.7	64.8
0.198000	44.3	Off	N	19.5	19.4	63.7
0.222000	44.1	Off	N	19.5	18.6	62.7
0.310000	38.5	Off	N	19.5	21.5	60.0
0.382000	37.9	Off	N	19.5	20.3	58.2
0.462000	36.1	Off	N	19.5	20.6	56.7
0.590000	39.1	Off	N	19.5	16.9	56.0
20.670000	36.6	Off	N	19.9	23.4	60.0
27.230000	35.8	Off	N	20.0	24.2	60.0

Final Result 2

Frequency (MHz)	Average (dBuV)	Filter	Line	Corr. (dB)	Margin (dB)	Limit (dBuV)
0.150000	32.2	Off	N	19.5	23.8	56.0
0.174000	26.1	Off	N	19.5	28.7	54.8
0.198000	26.6	Off	N	19.5	27.1	53.7
0.222000	32.4	Off	N	19.5	20.3	52.7
0.310000	25.1	Off	N	19.5	24.9	50.0
0.382000	27.0	Off	N	19.5	21.2	48.2
0.462000	26.1	Off	N	19.5	20.6	46.7
0.590000	29.1	Off	N	19.5	16.9	46.0
20.670000	21.5	Off	N	19.9	28.5	50.0
27.230000	22.2	Off	N	20.0	27.8	50.0



Appendix B. Radiated Spurious Emission

Test Engineer :	Jesse Wang, James Chiu, Potter Liu	Temperature :	22~26°C
		Relative Humidity :	52~58%

<For Sample 1>

<CDD Mode>

<Ant. No. 1 Chain 0>

Band 1 - 5150~5250MHz
WIFI 802.11a (Band Edge @ 3m)

WIFI	Note	Frequency (MHz)	Level (dBμV/m)	Over Limit (dB)	Limit Line (dBμV/m)	Read Level (dBμV)	Antenna Factor (dB/m)	Cable Loss (dB)	Preamp Factor (dB)	Ant Pos (cm)	Table Pos (deg)	Peak Avg. (P/A)	Pol. (H/V)
802.11a CH 36 5180MHz		5148.72	59.99	-14.01	74	49.39	33.69	11.99	35.08	100	246	P	H
		5150	51.74	-2.26	54	41.14	33.69	11.99	35.08	100	246	A	H
	*	5180	110.15	-	-	99.46	33.78	11.99	35.08	100	246	P	H
	*	5180	102.28	-	-	91.59	33.78	11.99	35.08	100	246	A	H
		5148.2	55.14	-18.86	74	44.54	33.69	11.99	35.08	100	246	P	V
		5149.76	46.33	-7.67	54	35.73	33.69	11.99	35.08	100	246	A	V
	*	5180	103.95	-	-	93.26	33.78	11.99	35.08	100	246	P	V
	*	5180	96.3	-	-	85.61	33.78	11.99	35.08	100	246	A	V
802.11a CH 44 5220MHz		5150	53.94	-20.06	74	43.34	33.69	11.99	35.08	101	219	P	H
		5149.24	45.16	-8.84	54	34.56	33.69	11.99	35.08	101	219	A	H
	*	5220	114.17	-	-	103.35	33.86	12.04	35.08	101	219	P	H
	*	5220	106.16	-	-	95.34	33.86	12.04	35.08	101	219	A	H
		5444.32	52.61	-21.39	74	40.64	34.43	12.63	35.09	101	219	P	H
		5430.6	44.52	-9.48	54	32.55	34.43	12.63	35.09	101	219	A	H
		5138.32	50.95	-23.05	74	40.43	33.65	11.95	35.08	295	200	P	V
		5149.76	42.82	-11.18	54	32.22	33.69	11.99	35.08	295	200	A	V
	*	5220	108.98	-	-	98.16	33.86	12.04	35.08	295	200	P	V
	*	5220	100.95	-	-	90.13	33.86	12.04	35.08	295	200	A	V
		5457.48	50.39	-23.61	74	38.38	34.47	12.63	35.09	295	200	P	V
		5432.28	41.49	-12.51	54	29.52	34.43	12.63	35.09	295	200	A	V



802.11a CH 48 5240MHz		5149.24	51.53	-22.47	74	40.93	33.69	11.99	35.08	100	219	P	H
		5149.76	42.67	-11.33	54	32.07	33.69	11.99	35.08	100	219	A	H
	*	5240	115.5	-	-	104.51	33.91	12.16	35.08	100	219	P	H
	*	5240	107.19	-	-	96.2	33.91	12.16	35.08	100	219	A	H
		5452.72	53.24	-20.76	74	41.23	34.47	12.63	35.09	100	219	P	H
		5451.32	44.33	-9.67	54	32.32	34.47	12.63	35.09	100	219	A	H
		5139.36	50.63	-23.37	74	40.11	33.65	11.95	35.08	293	202	P	V
		5147.68	41.33	-12.67	54	30.73	33.69	11.99	35.08	293	202	A	V
	*	5240	109.87	-	-	98.88	33.91	12.16	35.08	293	202	P	V
	*	5240	101.51	-	-	90.52	33.91	12.16	35.08	293	202	A	V
		5352.48	50.94	-23.06	74	39.28	34.21	12.53	35.08	293	202	P	V
		5455.24	41.4	-12.6	54	29.39	34.47	12.63	35.09	293	202	A	V
Remark	1. No other spurious found. 2. All results are PASS against Peak and Average limit line.												



Band 1 5150~5250MHz
WIFI 802.11a (Harmonic @ 3m)

WIFI	Note	Frequency (MHz)	Level (dBµV/m)	Over Limit (dB)	Limit Line (dBµV/m)	Read Level (dBµV)	Antenna Factor (dB/m)	Cable Loss (dB)	Preamp Factor (dB)	Ant Pos (cm)	Table Pos (deg)	Peak Avg. (P/A)	Pol. (H/V)
802.11a CH 36 5180MHz		10360	45.47	-28.53	74	47.86	39.09	17.83	59.31	100	0	P	H
		15540	50.82	-23.18	74	44.46	41.07	22.16	56.87	100	0	P	H
													H
													H
		10360	44.82	-29.18	74	47.21	39.09	17.83	59.31	100	0	P	V
		15540	48.36	-25.64	74	42	41.07	22.16	56.87	100	0	P	V
													V
													V
802.11a CH 44 5220MHz		10440	47.22	-26.78	74	49.41	39.15	17.91	59.25	100	0	P	H
		15660	57.15	-16.85	74	50.33	41.31	22.29	56.78	230	188	P	H
		15660	48.03	-5.97	54	41.21	41.31	22.29	56.78	230	188	A	H
													H
		10440	46.93	-27.07	74	49.12	39.15	17.91	59.25	100	0	P	V
		15660	49.87	-24.13	74	43.05	41.31	22.29	56.78	100	0	P	V
													V
													V
802.11a CH 48 5240MHz		10480	47.01	-26.99	74	49.09	39.19	17.94	59.21	100	0	P	H
		15720	59.17	-14.83	74	52.07	41.45	22.37	56.72	230	166	P	H
		15720	50.08	-3.92	54	42.98	41.45	22.37	56.72	230	166	A	H
													H
		10480	46.32	-27.68	74	48.4	39.19	17.94	59.21	100	0	P	V
		15720	55.99	-18.01	74	48.89	41.45	22.37	56.72	230	166	P	V
		15720	46.71	-7.29	54	39.61	41.45	22.37	56.72	230	166	A	V
													V
Remark	1. No other spurious found. 2. All results are PASS against Peak and Average limit line.												



Band 2 - 5250~5350MHz
WIFI 802.11a (Band Edge @ 3m)

WIFI	Note	Frequency	Level	Over	Limit	Read	Antenna	Cable	Preamp	Ant	Table	Peak	Pol.
		(MHz)	(dBμV/m)	(dB)	(dBμV/m)	(dBμV)	(dB/m)	(dB)	(dB)	(cm)	(deg)	(P/A)	(H/V)
802.11a CH 52 5260MHz		5084.7	49.88	-24.12	74	39.53	33.52	11.9	35.07	100	219	P	H
		5145.25	41.32	-12.68	54	30.72	33.69	11.99	35.08	100	219	A	H
	*	5260	115.49	-	-	104.42	33.99	12.16	35.08	100	219	P	H
	*	5260	107.27	-	-	96.2	33.99	12.16	35.08	100	219	A	H
		5352.96	55.61	-18.39	74	43.95	34.21	12.53	35.08	100	219	P	H
		5352.72	44.94	-9.06	54	33.28	34.21	12.53	35.08	100	219	A	H
		5148.4	50.14	-23.86	74	39.54	33.69	11.99	35.08	291	203	P	V
		5141.4	40.72	-13.28	54	30.12	33.69	11.99	35.08	291	203	A	V
	*	5260	109	-	-	97.93	33.99	12.16	35.08	291	203	P	V
	*	5260	100.82	-	-	89.75	33.99	12.16	35.08	291	203	A	V
		5456.64	51.27	-22.73	74	39.26	34.47	12.63	35.09	291	203	P	V
		5431.44	41.24	-12.76	54	29.27	34.43	12.63	35.09	291	203	A	V
802.11a CH 60 5300MHz		5099.75	50	-24	74	39.61	33.56	11.9	35.07	100	219	P	H
		5071.75	41.12	-12.88	54	30.77	33.52	11.9	35.07	100	219	A	H
	*	5300	114.08	-	-	102.8	34.08	12.28	35.08	100	219	P	H
	*	5300	106.31	-	-	95.03	34.08	12.28	35.08	100	219	A	H
		5351.04	61.75	-12.25	74	50.09	34.21	12.53	35.08	100	219	P	H
		5350.56	51.84	-2.16	54	40.18	34.21	12.53	35.08	100	219	A	H
		5085.4	49.23	-24.77	74	38.88	33.52	11.9	35.07	286	201	P	V
		5139.3	40.48	-13.52	54	29.96	33.65	11.95	35.08	286	201	A	V
	*	5300	108.1	-	-	96.82	34.08	12.28	35.08	286	201	P	V
	*	5300	100.26	-	-	88.98	34.08	12.28	35.08	286	201	A	V
		5350.8	53.28	-20.72	74	41.62	34.21	12.53	35.08	286	201	P	V
		5350.32	44.81	-9.19	54	33.15	34.21	12.53	35.08	286	201	A	V



802.11a CH 64 5320MHz	*	5320	111.6	-	-	100.15	34.12	12.41	35.08	100	209	P	H
	*	5320	104.16	-	-	92.71	34.12	12.41	35.08	100	209	A	H
		5350.56	60.93	-13.07	74	49.27	34.21	12.53	35.08	100	209	P	H
		5350.08	52.62	-1.38	54	40.96	34.21	12.53	35.08	100	209	A	H
													H
													H
	*	5320	105.27	-	-	93.82	34.12	12.41	35.08	100	246	P	V
	*	5320	97.56	-	-	86.11	34.12	12.41	35.08	100	246	A	V
		5350.24	54.88	-19.12	74	43.22	34.21	12.53	35.08	100	246	P	V
		5350.08	47.02	-6.98	54	35.36	34.21	12.53	35.08	100	246	A	V
													V
													V
Remark	1. No other spurious found. 2. All results are PASS against Peak and Average limit line.												



Band 2 5250~5350MHz
WIFI 802.11a (Harmonic @ 3m)

WIFI	Note	Frequency (MHz)	Level (dBµV/m)	Over Limit (dB)	Limit Line (dBµV/m)	Read Level (dBµV)	Antenna Factor (dB/m)	Cable Loss (dB)	Preamp Factor (dB)	Ant Pos (cm)	Table Pos (deg)	Peak Avg. (P/A)	Pol. (H/V)
802.11a CH 52 5260MHz		10520	47.02	-26.98	74	49.04	39.18	17.98	59.18	100	0	P	H
		15780	57.63	-16.37	74	50.35	41.55	22.41	56.68	203	167	P	H
		15780	48.83	-5.17	54	41.55	41.55	22.41	56.68	203	167	A	H
													H
		10520	45.97	-28.03	74	47.99	39.18	17.98	59.18	100	0	P	V
		15780	50	-24	74	42.72	41.55	22.41	56.68	100	0	P	V
													V
													V
802.11a CH 60 5300MHz		10600	47.87	-26.13	74	49.83	39.06	18.06	59.08	100	0	P	H
		15900	57.4	-16.6	74	49.66	41.79	22.53	56.58	220	188	P	H
		15900	47.44	-6.56	54	39.7	41.79	22.53	56.58	220	188	A	H
													H
		10600	46.87	-27.13	74	48.83	39.06	18.06	59.08	100	0	P	V
		15900	49.23	-24.77	74	41.49	41.79	22.53	56.58	100	0	P	V
													V
													V
802.11a CH 64 5320MHz		10640	46.04	-27.96	74	47.97	39.01	18.09	59.03	100	0	P	H
		15960	50.09	-23.91	74	42.08	41.93	22.61	56.53	100	0	P	H
													H
													H
		10640	46.45	-27.55	74	48.38	39.01	18.09	59.03	100	0	P	V
		15960	48.87	-25.13	74	40.86	41.93	22.61	56.53	100	0	P	V
													V
													V
Remark	1. No other spurious found. 2. All results are PASS against Peak and Average limit line.												



Band 3 - 5470~5725MHz
WIFI 802.11a (Band Edge @ 3m)

WIFI	Note	Frequency	Level	Over	Limit	Read	Antenna	Cable	Preamp	Ant	Table	Peak	Pol.	
		(MHz)	(dBμV/m)	(dB)	(dBμV/m)	(dBμV)	(dB/m)	(dB)	(dB)	(cm)	(deg)	(P/A)	(H/V)	
802.11a CH 100 5500MHz		5459.6	61.45	-12.55	74	49.44	34.47	12.63	35.09	100	210	P	H	
		5466.96	66.42	-1.78	68.2	54.39	34.51	12.61	35.09	100	210	P	H	
		5460	52.5	-1.5	54	40.49	34.47	12.63	35.09	100	210	A	H	
	*	5500	112.87	-	-	100.75	34.6	12.61	35.09	100	210	P	H	
	*	5500	105.35	-	-	93.23	34.6	12.61	35.09	100	210	A	H	
														H
			5459.9	55.03	-18.97	74	43.02	34.47	12.63	35.09	300	184	P	V
			5470	61.08	-7.12	68.2	49.05	34.51	12.61	35.09	300	184	P	V
			5459.44	47.15	-6.85	54	35.14	34.47	12.63	35.09	300	184	A	V
	*		5500	106.88	-	-	94.76	34.6	12.61	35.09	300	184	P	V
	*		5500	99.41	-	-	87.29	34.6	12.61	35.09	300	184	A	V
														V
802.11a CH 116 5580MHz		5441.2	51.87	-22.13	74	39.9	34.43	12.63	35.09	100	218	P	H	
		5464	51.84	-16.36	68.2	39.81	34.51	12.61	35.09	100	218	P	H	
		5458.72	43.31	-10.69	54	31.3	34.47	12.63	35.09	100	218	A	H	
	*	5580	116.59	-	-	104.52	34.6	12.58	35.11	100	218	P	H	
	*	5580	108.2	-	-	96.13	34.6	12.58	35.11	100	218	A	H	
			5759.015	52.04	-16.16	68.2	39.81	34.6	12.79	35.16	100	218	P	H
			5449.84	50.43	-23.57	74	38.42	34.47	12.63	35.09	302	161	P	V
			5461.84	49.74	-18.46	68.2	37.75	34.47	12.61	35.09	302	161	P	V
			5451.28	41.52	-12.48	54	29.51	34.47	12.63	35.09	302	161	A	V
	*		5580	109.3	-	-	97.23	34.6	12.58	35.11	302	161	P	V
	*		5580	101.33	-	-	89.26	34.6	12.58	35.11	302	161	A	V
			5755.865	51.24	-16.96	68.2	39.01	34.6	12.79	35.16	302	161	P	V



WIFI	Note	Frequency (MHz)	Level (dBµV/m)	Over Limit (dB)	Limit Line (dBµV/m)	Read Level (dBµV)	Antenna Factor (dB/m)	Cable Loss (dB)	Preamp Factor (dB)	Ant Pos (cm)	Table Pos (deg)	Peak Avg. (P/A)	Pol. (H/V)
802.11a CH 124 5620MHz		5364.35	50.93	-23.07	74	39.23	34.25	12.53	35.08	100	216	P	H
		5462.7	50.14	-18.06	68.2	38.11	34.51	12.61	35.09	100	216	P	H
		5455	42.55	-11.45	54	30.54	34.47	12.63	35.09	100	216	A	H
	*	5620	116.8	-	-	104.76	34.6	12.56	35.12	100	216	P	H
	*	5620	108.39	-	-	96.35	34.6	12.56	35.12	100	216	A	H
		5732.8	54.57	-13.63	68.2	42.39	34.6	12.73	35.15	100	216	P	H
		5423.15	50.9	-23.1	74	38.98	34.38	12.63	35.09	366	158	P	V
		5466.2	49.36	-18.84	68.2	37.33	34.51	12.61	35.09	366	158	P	V
		5454.65	41.68	-12.32	54	29.67	34.47	12.63	35.09	366	158	A	V
	*	5620	110.55	-	-	98.51	34.6	12.56	35.12	366	158	P	V
	*	5620	102.31	-	-	90.27	34.6	12.56	35.12	366	158	A	V
		5727.2	53.22	-14.98	68.2	41.03	34.6	12.73	35.14	366	158	P	V
802.11a CH 132 5660MHz		5400.4	52.03	-21.97	74	40.13	34.34	12.65	35.09	100	216	P	H
		5468.3	49.74	-18.46	68.2	37.71	34.51	12.61	35.09	100	216	P	H
		5423.85	42.84	-11.16	54	30.92	34.38	12.63	35.09	100	216	A	H
	*	5660	116.67	-	-	104.59	34.6	12.61	35.13	100	216	P	H
	*	5660	108.58	-	-	96.5	34.6	12.61	35.13	100	216	A	H
		5727.55	65.79	-2.41	68.2	53.6	34.6	12.73	35.14	100	216	P	H
		5430.85	50.47	-23.53	74	38.5	34.43	12.63	35.09	357	158	P	V
		5466.9	49.22	-18.98	68.2	37.19	34.51	12.61	35.09	357	158	P	V
		5419.3	41.51	-12.49	54	29.57	34.38	12.65	35.09	357	158	A	V
	*	5660	111.33	-	-	99.25	34.6	12.61	35.13	357	158	P	V
	*	5660	103.18	-	-	91.1	34.6	12.61	35.13	357	158	A	V
		5726.325	57.28	-10.92	68.2	45.09	34.6	12.73	35.14	357	158	P	V



802.11a CH 140 5700MHz	*	5700	111.71	-	-	99.58	34.6	12.67	35.14	100	206	P	H
	*	5700	104.24	-	-	92.11	34.6	12.67	35.14	100	206	A	H
		5725.08	66.5	-1.7	68.2	54.31	34.6	12.73	35.14	100	206	P	H
													H
													H
													H
	*	5700	104.69	-	-	92.56	34.6	12.67	35.14	290	181	P	V
	*	5700	97.23	-	-	85.1	34.6	12.67	35.14	290	181	A	V
		5730.12	56.01	-12.19	68.2	43.82	34.6	12.73	35.14	290	181	P	V
													V
													V
													V
Remark	1. No other spurious found. 2. All results are PASS against Peak and Average limit line.												



Band 3 - 5470~5725MHz
WIFI 802.11a (Harmonic @ 3m)

WIFI	Note	Frequency (MHz)	Level (dBµV/m)	Over Limit (dB)	Limit Line (dBµV/m)	Read Level (dBµV)	Antenna Factor (dB/m)	Cable Loss (dB)	Preamp Factor (dB)	Ant Pos (cm)	Table Pos (deg)	Peak Avg. (P/A)	Pol. (H/V)
802.11a CH 100 5500MHz		11000	44.88	-29.12	74	46.55	38.5	18.43	58.6	100	0	P	H
		16500	51.08	-17.12	68.2	41.25	43	22.93	56.1	100	0	P	H
													H
													H
		11000	47.73	-26.27	74	49.4	38.5	18.43	58.6	100	0	P	V
		16500	51.3	-16.9	68.2	41.47	43	22.93	56.1	100	0	P	V
													V
													V
802.11a CH 116 5580MHz		11160	48.26	-25.74	74	49.08	38.77	18.58	58.17	100	0	P	H
		16740	51.27	-16.93	68.2	41.26	42.9	23.07	55.96	100	0	P	H
													H
													H
		11160	48.03	-25.97	74	48.85	38.77	18.58	58.17	100	0	P	V
		16740	51.74	-16.46	68.2	41.73	42.9	23.07	55.96	100	0	P	V
													V
													V
802.11a CH 124 5620MHz		11240	47	-27	74	47.47	38.87	18.65	57.99	100	0	P	H
		16860	50.75	-17.45	68.2	40.63	42.86	23.14	55.88	100	0	P	H
													H
													H
		11240	47.76	-26.24	74	48.23	38.87	18.65	57.99	100	0	P	V
		16860	50.15	-18.05	68.2	40.03	42.86	23.14	55.88	100	0	P	V
													V
													V
Remark	1. No other spurious found. 2. All results are PASS against Peak and Average limit line.												



WIFI	Note	Frequency (MHz)	Level (dBμV/m)	Over Limit (dB)	Limit Line (dBμV/m)	Read Level (dBμV)	Antenna Factor (dB/m)	Cable Loss (dB)	Preamp Factor (dB)	Ant Pos (cm)	Table Pos (deg)	Peak Avg. (P/A)	Pol. (H/V)
802.11a CH 132 5660MHz		11320	47.44	-26.56	74	47.48	39.01	18.73	57.78	100	0	P	H
		16980	51.47	-16.73	68.2	41.26	42.81	23.21	55.81	100	0	P	H
													H
													H
		11320	47.23	-26.77	74	47.27	39.01	18.73	57.78	100	0	P	V
		16980	51.75	-16.45	68.2	41.54	42.81	23.21	55.81	100	0	P	V
													V
													V
802.11a CH 140 5700MHz		11400	45.28	-28.72	74	44.9	39.14	18.8	57.56	100	0	P	H
		17100	49.73	-18.47	68.2	39.61	42.64	23.28	55.8	100	0	P	H
													H
													H
		11400	44.54	-29.46	74	44.16	39.14	18.8	57.56	100	0	P	V
		17100	50.05	-18.15	68.2	39.93	42.64	23.28	55.8	100	0	P	V
													V
													V
Remark	1. No other spurious found. 2. All results are PASS against Peak and Average limit line.												



Band 3 - Straddle Channel
WIFI 802.11a (Band Edge @ 3m)

WIFI	Note	Frequency	Level	Over	Limit	Read	Antenna	Cable	Preamp	Ant	Table	Peak	Pol.
		(MHz)	(dBμV/m)	(dB)	(dBμV/m)	(dBμV)	(dB/m)	(dB)	(dB)	(cm)	(deg)	(P/A)	(H/V)
802.11a CH 144 5720MHz	*	5720	117.34	-	-	105.15	34.6	12.73	35.14	100	218	P	H
	*	5720	109.1	-	-	96.91	34.6	12.73	35.14	100	218	A	H
													H
													H
													H
	*	5720	112.81	-	-	100.62	34.6	12.73	35.14	372	157	P	V
	*	5720	104.7	-	-	92.51	34.6	12.73	35.14	372	157	A	V
													V
													V
													V
													V
	Remark	1. No other spurious found. 2. All results are PASS against Peak and Average limit line.											



Band 3 - Straddle Channel
WIFI 802.11a (Harmonic @ 3m)

WIFI	Note	Frequency (MHz)	Level (dBµV/m)	Over Limit (dB)	Limit Line (dBµV/m)	Read Level (dBµV)	Antenna Factor (dB/m)	Cable Loss (dB)	Preamp Factor (dB)	Ant Pos (cm)	Table Pos (deg)	Peak Avg. (P/A)	Pol. (H/V)
802.11a CH 144 5720MHz		11440	45.61	-28.39	74	45.05	39.19	18.84	57.47	100	0	P	H
		17160	49.92	-18.28	68.2	39.86	42.53	23.33	55.8	100	0	P	H
													H
													H
		11440	44.58	-29.42	74	44.02	39.19	18.84	57.47	100	0	P	V
		17160	50.36	-17.84	68.2	40.3	42.53	23.33	55.8	100	0	P	V
													V
													V
Remark	1. No other spurious found. 2. All results are PASS against Peak and Average limit line.												



Emission below 1GHz

WIFI 802.11a (LF @ 3m)

WIFI	Note	Frequency	Level	Over	Limit	Read	Antenna	Cable	Preamp	Ant	Table	Peak	Pol.	
		(MHz)	(dBμV/m)	(dB)	(dBμV/m)	(dBμV)	(dB/m)	(dB)	(dB)	(cm)	(deg)	(P/A)	(H/V)	
802.11a LF		96.15	33.54	-9.96	43.5	47.11	15.88	2.11	31.56			P	H	
		159.6	34.56	-8.94	43.5	46.43	17	2.62	31.49			P	H	
		240.6	32.12	-13.88	46	42.39	18.09	3.03	31.39			P	H	
		306.3	32.24	-13.76	46	40.11	19.99	3.43	31.29			P	H	
		519.8	39.15	-6.85	46	41.61	24.36	4.13	30.95	100	55	P	H	
		650	33.88	-12.12	46	34.15	25.9	4.59	30.76			P	H	
													H	
													H	
													H	
													H	
													H	
													H	
													H	
			30.81	34.51	-5.49	40	38.7	25.46	1.71	31.36	100	88	P	V
			158.52	29.89	-13.61	43.5	41.63	17.14	2.62	31.5			P	V
			299.19	31.04	-14.96	46	39.26	19.8	3.28	31.3			P	V
			325.2	34.35	-11.65	46	41.68	20.5	3.43	31.26			P	V
			519.8	38.57	-7.43	46	41.03	24.36	4.13	30.95			P	V
			650	35.03	-10.97	46	35.3	25.9	4.59	30.76			P	V
														V
													V	
													V	
													V	
													V	
													V	
Remark	1. No other spurious found. 2. All results are PASS against limit line.													



<Ant. No. 1 Chain 1>

Band 1 - 5150~5250MHz
WIFI 802.11a (Band Edge @ 3m)

WIFI	Note	Frequency	Level	Over Limit	Limit Line	Read Level	Antenna Factor	Cable Loss	Preamp Factor	Ant Pos	Table Pos	Peak Avg.	Pol.
		(MHz)	(dBμV/m)	(dB)	(dBμV/m)	(dBμV)	(dB/m)	(dB)	(dB)	(cm)	(deg)	(P/A)	(H/V)
802.11a CH 36 5180MHz		5144.82	60.51	-13.49	74	49.91	33.69	11.99	35.08	249	150	P	H
		5150	52.21	-1.79	54	41.61	33.69	11.99	35.08	249	150	A	H
	*	5180	112.5	-	-	101.81	33.78	11.99	35.08	249	150	P	H
	*	5180	104.73	-	-	94.04	33.78	11.99	35.08	249	150	A	H
		5148.98	51.56	-22.44	74	40.96	33.69	11.99	35.08	100	184	P	V
		5149.76	43.21	-10.79	54	32.61	33.69	11.99	35.08	100	184	A	V
	*	5176	100.58	-	-	89.89	33.78	11.99	35.08	100	184	P	V
	*	5176	92.95	-	-	82.26	33.78	11.99	35.08	100	184	A	V
802.11a CH 44 5220MHz		5150	56.94	-17.06	74	46.34	33.69	11.99	35.08	247	145	P	H
		5149.24	48.35	-5.65	54	37.75	33.69	11.99	35.08	247	145	A	H
	*	5220	116.19	-	-	105.37	33.86	12.04	35.08	247	145	P	H
	*	5220	108.34	-	-	97.52	33.86	12.04	35.08	247	145	A	H
		5432.56	52.38	-21.62	74	40.41	34.43	12.63	35.09	247	145	P	H
		5429.76	44.81	-9.19	54	32.84	34.43	12.63	35.09	247	145	A	H
		5146.9	49.88	-24.12	74	39.28	33.69	11.99	35.08	100	60	P	V
		5149.5	41.17	-12.83	54	30.57	33.69	11.99	35.08	100	60	A	V
	*	5220	107.12	-	-	96.3	33.86	12.04	35.08	100	60	P	V
	*	5220	99.24	-	-	88.42	33.86	12.04	35.08	100	60	A	V
		5421.08	51.05	-22.95	74	39.13	34.38	12.63	35.09	100	60	P	V
		5432.56	41.52	-12.48	54	29.55	34.43	12.63	35.09	100	60	A	V



802.11a CH 48 5240MHz		5148.98	52.91	-21.09	74	42.31	33.69	11.99	35.08	247	145	P	H
		5149.5	43.79	-10.21	54	33.19	33.69	11.99	35.08	247	145	A	H
	*	5240	116.64	-	-	105.65	33.91	12.16	35.08	247	145	P	H
	*	5240	108.58	-	-	97.59	33.91	12.16	35.08	247	145	A	H
		5454.96	52.9	-21.1	74	40.89	34.47	12.63	35.09	247	145	P	H
		5450.76	44.63	-9.37	54	32.62	34.47	12.63	35.09	247	145	A	H
		5148.46	50.3	-23.7	74	39.7	33.69	11.99	35.08	100	83	P	V
		5146.64	40.57	-13.43	54	29.97	33.69	11.99	35.08	100	83	A	V
	*	5240	108.06	-	-	97.07	33.91	12.16	35.08	100	83	P	V
	*	5240	100.14	-	-	89.15	33.91	12.16	35.08	100	83	A	V
		5388.6	51.87	-22.13	74	40.01	34.3	12.65	35.09	100	83	P	V
		5450.48	41.55	-12.45	54	29.54	34.47	12.63	35.09	100	83	A	V
Remark	<p>1. No other spurious found.</p> <p>2. All results are PASS against Peak and Average limit line.</p>												



Band 1 5150~5250MHz
WIFI 802.11a (Harmonic @ 3m)

WIFI	Note	Frequency (MHz)	Level (dBµV/m)	Over Limit (dB)	Limit Line (dBµV/m)	Read Level (dBµV)	Antenna Factor (dB/m)	Cable Loss (dB)	Preamp Factor (dB)	Ant Pos (cm)	Table Pos (deg)	Peak Avg. (P/A)	Pol. (H/V)
802.11a CH 36 5180MHz		10360	45.7	-28.3	74	48.09	39.09	17.83	59.31	100	0	P	H
		15540	48.28	-25.72	74	41.92	41.07	22.16	56.87	100	0	P	H
													H
													H
		10360	44.96	-29.04	74	47.35	39.09	17.83	59.31	100	0	P	V
		15540	47.39	-26.61	74	41.03	41.07	22.16	56.87	100	0	P	V
													V
													V
802.11a CH 44 5220MHz		10440	46.02	-27.98	74	48.21	39.15	17.91	59.25	100	0	P	H
		15660	59.5	-14.5	74	52.68	41.31	22.29	56.78	200	188	P	H
		15660	46.97	-7.03	54	40.15	41.31	22.29	56.78	200	188	A	H
													H
		10440	45.8	-28.2	74	47.99	39.15	17.91	59.25	100	0	P	V
		15660	49.41	-24.59	74	42.59	41.31	22.29	56.78	100	0	P	V
													V
													V
802.11a CH 48 5240MHz		10480	44.95	-29.05	74	47.03	39.19	17.94	59.21	100	0	P	H
		15720	60.19	-13.81	74	53.09	41.45	22.37	56.72	200	188	P	H
		15720	47.58	-6.42	54	40.48	41.45	22.37	56.72	200	188	A	H
													H
		10480	45.37	-28.63	74	47.45	39.19	17.94	59.21	100	0	P	V
		15720	49.05	-24.95	74	41.95	41.45	22.37	56.72	100	0	P	V
													V
													V
Remark	1. No other spurious found. 2. All results are PASS against Peak and Average limit line.												



Band 2 - 5250~5350MHz
WIFI 802.11a (Band Edge @ 3m)

WIFI	Note	Frequency	Level	Over	Limit	Read	Antenna	Cable	Preamp	Ant	Table	Peak	Pol.
		(MHz)	(dBμV/m)	(dB)	(dBμV/m)	(dBμV)	(dB/m)	(dB)	(dB)	(cm)	(deg)	(P/A)	(H/V)
802.11a CH 52 5260MHz		5040.6	51.72	-22.28	74	41.51	33.43	11.85	35.07	247	145	P	H
		5040.95	43.09	-10.91	54	32.88	33.43	11.85	35.07	247	145	A	H
	*	5260	115.91	-	-	104.84	33.99	12.16	35.08	247	145	P	H
	*	5260	108.23	-	-	97.16	33.99	12.16	35.08	247	145	A	H
		5352.24	54.97	-19.03	74	43.31	34.21	12.53	35.08	247	145	P	H
		5350.08	45.93	-8.07	54	34.27	34.21	12.53	35.08	247	145	A	H
		5145.25	49.73	-24.27	74	39.13	33.69	11.99	35.08	100	80	P	V
		5040.6	40.42	-13.58	54	30.21	33.43	11.85	35.07	100	80	A	V
	*	5260	107.83	-	-	96.76	33.99	12.16	35.08	100	80	P	V
	*	5260	100.05	-	-	88.98	33.99	12.16	35.08	100	80	A	V
		5455.92	51.71	-22.29	74	39.7	34.47	12.63	35.09	100	80	P	V
		5457.84	41.48	-12.52	54	29.47	34.47	12.63	35.09	100	80	A	V
802.11a CH 60 5300MHz		5107.45	51.5	-22.5	74	41.02	33.6	11.95	35.07	244	153	P	H
		5079.1	42.37	-11.63	54	32.02	33.52	11.9	35.07	244	153	A	H
	*	5300	115.45	-	-	104.17	34.08	12.28	35.08	244	153	P	H
	*	5300	107.66	-	-	96.38	34.08	12.28	35.08	244	153	A	H
		5350.32	61.36	-12.64	74	49.7	34.21	12.53	35.08	244	153	P	H
		5350.08	52.66	-1.34	54	41	34.21	12.53	35.08	244	153	A	H
		5099.75	49.23	-24.77	74	38.84	33.56	11.9	35.07	100	84	P	V
		5138.95	40.23	-13.77	54	29.71	33.65	11.95	35.08	100	84	A	V
	*	5300	105.37	-	-	94.09	34.08	12.28	35.08	100	84	P	V
	*	5300	97.59	-	-	86.31	34.08	12.28	35.08	100	84	A	V
		5350.56	53.53	-20.47	74	41.87	34.21	12.53	35.08	100	84	P	V
		5350.32	44.94	-9.06	54	33.28	34.21	12.53	35.08	100	84	A	V



802.11a CH 64 5320MHz	*	5320	111.33	-	-	99.88	34.12	12.41	35.08	100	157	P	H
	*	5320	103.77	-	-	92.32	34.12	12.41	35.08	100	157	A	H
		5351.36	63.13	-10.87	74	51.47	34.21	12.53	35.08	100	157	P	H
		5350.08	52.39	-1.61	54	40.73	34.21	12.53	35.08	100	157	A	H
													H
													H
	*	5320	101.14	-	-	89.69	34.12	12.41	35.08	100	186	P	V
	*	5320	94.19	-	-	82.74	34.12	12.41	35.08	100	186	A	V
		5350.4	53.04	-20.96	74	41.38	34.21	12.53	35.08	100	186	P	V
		5350.08	44.31	-9.69	54	32.65	34.21	12.53	35.08	100	186	A	V
													V
													V
Remark	1. No other spurious found. 2. All results are PASS against Peak and Average limit line.												



Band 2 5250~5350MHz
WIFI 802.11a (Harmonic @ 3m)

WIFI	Note	Frequency (MHz)	Level (dBμV/m)	Over Limit (dB)	Limit Line (dBμV/m)	Read Level (dBμV)	Antenna Factor (dB/m)	Cable Loss (dB)	Preamp Factor (dB)	Ant Pos (cm)	Table Pos (deg)	Peak Avg. (P/A)	Pol. (H/V)
802.11a CH 52 5260MHz		10520	47.31	-26.69	74	49.33	39.18	17.98	59.18	100	0	P	H
		15780	49.93	-24.07	74	42.65	41.55	22.41	56.68	100	0	P	H
													H
													H
		10520	46.36	-27.64	74	48.38	39.18	17.98	59.18	100	0	P	V
		15780	49.43	-24.57	74	42.15	41.55	22.41	56.68	100	0	P	V
													V
													V
802.11a CH 60 5300MHz		10600	46.79	-27.21	74	48.75	39.06	18.06	59.08	100	0	P	H
		15900	49.75	-24.25	74	42.01	41.79	22.53	56.58	100	0	P	H
													H
													H
		10600	45.45	-28.55	74	47.41	39.06	18.06	59.08	100	0	P	V
		15900	48.77	-25.23	74	41.03	41.79	22.53	56.58	100	0	P	V
													V
													V
802.11a CH 64 5320MHz		10640	45.05	-28.95	74	46.98	39.01	18.09	59.03	100	0	P	H
		15960	47.78	-26.22	74	39.77	41.93	22.61	56.53	100	0	P	H
													H
													H
		10640	46.36	-27.64	74	48.29	39.01	18.09	59.03	100	0	P	V
		15960	48.73	-25.27	74	40.72	41.93	22.61	56.53	100	0	P	V
													V
													V
Remark	1. No other spurious found. 2. All results are PASS against Peak and Average limit line.												



Band 3 - 5470~5725MHz
WIFI 802.11a (Band Edge @ 3m)

WIFI	Note	Frequency	Level	Over	Limit	Read	Antenna	Cable	Preamp	Ant	Table	Peak	Pol.	
		(MHz)	(dBμV/m)	(dB)	(dBμV/m)	(dBμV)	(dB/m)	(dB)	(dB)	(cm)	(deg)	(P/A)	(H/V)	
802.11a CH 100 5500MHz		5459.12	60.82	-13.18	74	48.81	34.47	12.63	35.09	223	155	P	H	
		5469.84	65.08	-3.12	68.2	53.05	34.51	12.61	35.09	223	155	P	H	
		5459.76	52.38	-1.62	54	40.37	34.47	12.63	35.09	223	155	A	H	
	*	5500	114.71	-	-	102.59	34.6	12.61	35.09	223	155	P	H	
	*	5500	107.12	-	-	95	34.6	12.61	35.09	223	155	A	H	
														H
			5458.48	52.24	-21.76	74	40.23	34.47	12.63	35.09	100	174	P	V
			5463.12	53.68	-14.52	68.2	41.65	34.51	12.61	35.09	100	174	P	V
			5459.92	43.71	-10.29	54	31.7	34.47	12.63	35.09	100	174	A	V
	*		5500	101.8	-	-	89.68	34.6	12.61	35.09	100	174	P	V
	*		5500	94.23	-	-	82.11	34.6	12.61	35.09	100	174	A	V
														V
802.11a CH 116 5580MHz		5458.24	54.25	-19.75	74	42.24	34.47	12.63	35.09	229	161	P	H	
		5466.64	53.85	-14.35	68.2	41.82	34.51	12.61	35.09	229	161	P	H	
		5457.76	44.88	-9.12	54	32.87	34.47	12.63	35.09	229	161	A	H	
	*	5580	119.03	-	-	106.96	34.6	12.58	35.11	229	161	P	H	
	*	5580	110.86	-	-	98.79	34.6	12.58	35.11	229	161	A	H	
			5727.83	53.33	-14.87	68.2	41.14	34.6	12.73	35.14	229	161	P	H
			5408.56	50.79	-23.21	74	38.89	34.34	12.65	35.09	224	123	P	V
			5467.12	51.12	-17.08	68.2	39.09	34.51	12.61	35.09	224	123	P	V
			5457.52	41.4	-12.6	54	29.39	34.47	12.63	35.09	224	123	A	V
	*		5580	109.82	-	-	97.75	34.6	12.58	35.11	224	123	P	V
	*		5580	101.99	-	-	89.92	34.6	12.58	35.11	224	123	A	V
			5736.65	51.28	-16.92	68.2	39.1	34.6	12.73	35.15	224	123	P	V



WIFI	Note	Frequency (MHz)	Level (dBμV/m)	Over Limit (dB)	Limit Line (dBμV/m)	Read Level (dBμV)	Antenna Factor (dB/m)	Cable Loss (dB)	Preamp Factor (dB)	Ant Pos (cm)	Table Pos (deg)	Peak Avg. (P/A)	Pol. (H/V)
802.11a CH 124 5620MHz		5456.75	53.37	-20.63	74	41.36	34.47	12.63	35.09	230	161	P	H
		5464.1	51.95	-16.25	68.2	39.92	34.51	12.61	35.09	230	161	P	H
		5453.6	43.69	-10.31	54	31.68	34.47	12.63	35.09	230	161	A	H
	*	5620	118.14	-	-	106.1	34.6	12.56	35.12	230	161	P	H
	*	5620	109.8	-	-	97.76	34.6	12.56	35.12	230	161	A	H
		5727.375	55.5	-12.7	68.2	43.31	34.6	12.73	35.14	230	161	P	H
		5456.05	50.57	-23.43	74	38.56	34.47	12.63	35.09	220	123	P	V
		5467.95	49.08	-19.12	68.2	37.05	34.51	12.61	35.09	220	123	P	V
		5448.7	41.27	-12.73	54	29.26	34.47	12.63	35.09	220	123	A	V
	*	5620	109.1	-	-	97.06	34.6	12.56	35.12	220	123	P	V
	*	5620	100.94	-	-	88.9	34.6	12.56	35.12	220	123	A	V
		5746.8	51.13	-17.07	68.2	38.89	34.6	12.79	35.15	220	123	P	V
802.11a CH 132 5660MHz		5420	52.55	-21.45	74	40.61	34.38	12.65	35.09	230	161	P	H
		5470	51.49	-16.71	68.2	39.46	34.51	12.61	35.09	230	161	P	H
		5424.2	44.1	-9.9	54	32.18	34.38	12.63	35.09	230	161	A	H
	*	5660	118.18	-	-	106.1	34.6	12.61	35.13	230	161	P	H
	*	5660	110.34	-	-	98.26	34.6	12.61	35.13	230	161	A	H
		5726.5	62.21	-5.99	68.2	50.02	34.6	12.73	35.14	230	161	P	H
		5375.9	50.01	-23.99	74	38.32	34.25	12.53	35.09	229	124	P	V
		5470.05	49.49	-100.51	150	37.46	34.51	12.61	35.09	229	124	P	V
		5456.4	41.58	-12.42	54	29.57	34.47	12.63	35.09	229	124	A	V
	*	5660	108.86	-	-	96.78	34.6	12.61	35.13	229	124	P	V
	*	5660	101.26	-	-	89.18	34.6	12.61	35.13	229	124	A	V
		5728.95	53.2	-15	68.2	41.01	34.6	12.73	35.14	229	124	P	V



802.11a CH 140 5700MHz	*	5700	113.76	-	-	101.63	34.6	12.67	35.14	214	158	P	H
	*	5700	106.28	-	-	94.15	34.6	12.67	35.14	214	158	A	H
		5725.8	66.58	-1.62	68.2	54.39	34.6	12.73	35.14	214	158	P	H
													H
													H
													H
	*	5700	100.78	-	-	88.65	34.6	12.67	35.14	100	169	P	V
	*	5700	93.36	-	-	81.23	34.6	12.67	35.14	100	169	A	V
		5725.32	53.46	-14.74	68.2	41.27	34.6	12.73	35.14	100	169	P	V
													V
													V
													V
Remark	1. No other spurious found. 2. All results are PASS against Peak and Average limit line.												



Band 3 - 5470~5725MHz
WIFI 802.11a (Harmonic @ 3m)

WIFI	Note	Frequency (MHz)	Level (dBµV/m)	Over Limit (dB)	Limit Line (dBµV/m)	Read Level (dBµV)	Antenna Factor (dB/m)	Cable Loss (dB)	Preamp Factor (dB)	Ant Pos (cm)	Table Pos (deg)	Peak Avg. (P/A)	Pol. (H/V)
802.11a CH 100 5500MHz		11000	46.28	-27.72	74	47.95	38.5	18.43	58.6	100	0	P	H
		16500	50.92	-17.28	68.2	41.09	43	22.93	56.1	100	0	P	H
													H
													H
		11000	45.69	-28.31	74	47.36	38.5	18.43	58.6	100	0	P	V
		16500	50.08	-18.12	68.2	40.25	43	22.93	56.1	100	0	P	V
													V
													V
802.11a CH 116 5580MHz		11160	47.65	-26.35	74	48.47	38.77	18.58	58.17	100	0	P	H
		16740	50.75	-17.45	68.2	40.74	42.9	23.07	55.96	100	0	P	H
													H
													H
		11160	47.07	-26.93	74	47.89	38.77	18.58	58.17	100	0	P	V
		16740	49.52	-18.68	68.2	39.51	42.9	23.07	55.96	100	0	P	V
													V
													V
802.11a CH 124 5620MHz		11240	47.6	-26.4	74	48.07	38.87	18.65	57.99	100	0	P	H
		16860	50.17	-18.03	68.2	40.05	42.86	23.14	55.88	100	0	P	H
													H
													H
		11240	46.85	-27.15	74	47.32	38.87	18.65	57.99	100	0	P	V
		16860	50.06	-18.14	68.2	39.94	42.86	23.14	55.88	100	0	P	V
													V
													V
Remark	1. No other spurious found. 2. All results are PASS against Peak and Average limit line.												



WIFI	Note	Frequency (MHz)	Level (dBμV/m)	Over Limit (dB)	Limit Line (dBμV/m)	Read Level (dBμV)	Antenna Factor (dB/m)	Cable Loss (dB)	Preamp Factor (dB)	Ant Pos (cm)	Table Pos (deg)	Peak Avg. (P/A)	Pol. (H/V)
802.11a CH 132 5660MHz		11320	47.42	-26.58	74	47.46	39.01	18.73	57.78	100	0	P	H
		16980	52.04	-16.16	68.2	41.83	42.81	23.21	55.81	100	0	P	H
													H
													H
		11320	45.82	-28.18	74	45.86	39.01	18.73	57.78	100	0	P	V
		16980	51.06	-17.14	68.2	40.85	42.81	23.21	55.81	100	0	P	V
													V
													V
802.11a CH 140 5700MHz		11400	43.94	-30.06	74	43.56	39.14	18.8	57.56	100	0	P	H
		17100	49.67	-18.53	68.2	39.55	42.64	23.28	55.8	100	0	P	H
													H
													H
		11400	45.08	-28.92	74	44.7	39.14	18.8	57.56	100	0	P	V
		17100	49.55	-18.65	68.2	39.43	42.64	23.28	55.8	100	0	P	V
													V
													V
Remark	1. No other spurious found. 2. All results are PASS against Peak and Average limit line.												



Band 3 - Straddle Channel
WIFI 802.11a (Band Edge @ 3m)

WIFI	Note	Frequency	Level	Over	Limit	Read	Antenna	Cable	Preamp	Ant	Table	Peak	Pol.	
		(MHz)	(dBμV/m)	(dB)	(dBμV/m)	(dBμV)	(dB/m)	(dB)	(dB)	(cm)	(deg)	(P/A)	(H/V)	
802.11a CH 144 5720MHz	*	5720	118.09	-	-	105.9	34.6	12.73	35.14	230	161	P	H	
	*	5720	110	-	-	97.81	34.6	12.73	35.14	230	161	A	H	
													H	
													H	
													H	
	*	5720	108.41	-	-	96.22	34.6	12.73	35.14	224	123	P	V	
	*	5720	100.36	-	-	88.17	34.6	12.73	35.14	224	123	A	V	
														V
														V
														V
														V
	Remark	1. No other spurious found. 2. All results are PASS against Peak and Average limit line.												



Band 3 - Straddle Channel
WIFI 802.11a (Harmonic @ 3m)

WIFI	Note	Frequency (MHz)	Level (dBµV/m)	Over Limit (dB)	Limit Line (dBµV/m)	Read Level (dBµV)	Antenna Factor (dB/m)	Cable Loss (dB)	Preamp Factor (dB)	Ant Pos (cm)	Table Pos (deg)	Peak Avg. (P/A)	Pol. (H/V)
802.11a CH 144 5720MHz		11440	45.1	-28.9	74	44.54	39.19	18.84	57.47	100	0	P	H
		17160	50.39	-17.81	68.2	40.33	42.53	23.33	55.8	100	0	P	H
													H
													H
		11440	43.96	-30.04	74	43.4	39.19	18.84	57.47	100	0	P	V
		17160	50.63	-17.57	68.2	40.57	42.53	23.33	55.8	100	0	P	V
													V
													V
Remark	1. No other spurious found. 2. All results are PASS against Peak and Average limit line.												



Emission below 1GHz

WIFI 802.11a (LF @ 3m)

WIFI	Note	Frequency	Level	Over	Limit	Read	Antenna	Cable	Preamp	Ant	Table	Peak	Pol.	
		(MHz)	(dBμV/m)	(dB)	(dBμV/m)	(dBμV)	(dB/m)	(dB)	(dB)	(cm)	(deg)	(P/A)	(H/V)	
802.11a LF		30	27.92	-12.08	40	31.56	26	1.71	31.35			P	H	
		157.17	33.66	-9.84	43.5	45.33	17.21	2.62	31.5			P	H	
		292.44	33.56	-12.44	46	41.86	19.73	3.28	31.31			P	H	
		302.8	32.73	-13.27	46	40.71	19.88	3.43	31.29			P	H	
		519.8	37.77	-8.23	46	40.23	24.36	4.13	30.95	100	279	P	H	
		650	34.28	-11.72	46	34.55	25.9	4.59	30.76			P	H	
													H	
													H	
													H	
													H	
													H	
			31.08	34.76	-5.24	40	38.95	25.46	1.71	31.36	100	133	P	V
			198.48	29.59	-13.91	43.5	42.37	15.95	2.72	31.45			P	V
			260.04	30.64	-15.36	46	38.72	20	3.28	31.36			P	V
			325.2	35.47	-10.53	46	42.8	20.5	3.43	31.26			P	V
			519.8	39.51	-6.49	46	41.97	24.36	4.13	30.95			P	V
			650	36.41	-9.59	46	36.68	25.9	4.59	30.76			P	V
													V	
												V		
												V		
												V		
												V		
												V		
Remark	1. No other spurious found. 2. All results are PASS against limit line.													



<Ant. No. 1 Chain 0+1>

Band 1 - 5150~5250MHz
WIFI 802.11a (Band Edge @ 3m)

WIFI	Note	Frequency	Level	Over Limit	Limit Line	Read Level	Antenna Factor	Cable Loss	Preamp Factor	Ant Pos	Table Pos	Peak Avg.	Pol.
		(MHz)	(dBμV/m)	(dB)	(dBμV/m)	(dBμV)	(dB/m)	(dB)	(dB)	(cm)	(deg)	(P/A)	(H/V)
802.11a CH 36 5180MHz		5149.5	60.56	-13.44	74	49.96	33.69	11.99	35.08	100	244	P	H
		5149.5	52.39	-1.61	54	41.79	33.69	11.99	35.08	100	244	A	H
	*	5180	114.13	-	-	103.44	33.78	11.99	35.08	100	244	P	H
	*	5180	106.61	-	-	95.92	33.78	11.99	35.08	100	244	A	H
		5140.14	52.17	-21.83	74	41.57	33.69	11.99	35.08	100	78	P	V
		5150	44.96	-9.04	54	34.36	33.69	11.99	35.08	100	78	A	V
	*	5180	104.92	-	-	94.23	33.78	11.99	35.08	100	78	P	V
	*	5180	97.47	-	-	86.78	33.78	11.99	35.08	100	78	A	V
802.11a CH 44 5220MHz		5148.2	55.92	-18.08	74	45.32	33.69	11.99	35.08	100	233	P	H
		5150	48.83	-5.17	54	38.23	33.69	11.99	35.08	100	233	A	H
	*	5220	118.4	-	-	107.58	33.86	12.04	35.08	100	233	P	H
	*	5220	110.78	-	-	99.96	33.86	12.04	35.08	100	233	A	H
		5431.16	54.61	-19.39	74	42.64	34.43	12.63	35.09	100	233	P	H
		5431.72	47.92	-6.08	54	35.95	34.43	12.63	35.09	100	233	A	H
		5140.66	50.9	-23.1	74	40.3	33.69	11.99	35.08	101	84	P	V
		5150	42.85	-11.15	54	32.25	33.69	11.99	35.08	101	84	A	V
	*	5220	109.84	-	-	99.02	33.86	12.04	35.08	101	84	P	V
	*	5220	102.01	-	-	91.19	33.86	12.04	35.08	101	84	A	V
		5419.68	50.52	-23.48	74	38.58	34.38	12.65	35.09	101	84	P	V
	5433.12	41.84	-12.16	54	29.87	34.43	12.63	35.09	101	84	A	V	



802.11a CH 48 5240MHz		5148.72	52.16	-21.84	74	41.56	33.69	11.99	35.08	101	223	P	H
		5150	44.01	-9.99	54	33.41	33.69	11.99	35.08	101	223	A	H
	*	5240	118.51	-	-	107.52	33.91	12.16	35.08	101	223	P	H
	*	5240	110.81	-	-	99.82	33.91	12.16	35.08	101	223	A	H
		5453.84	56.45	-17.55	74	44.44	34.47	12.63	35.09	101	223	P	H
		5453.56	47.54	-6.46	54	35.53	34.47	12.63	35.09	101	223	A	H
		5040.56	49.93	-24.07	74	39.72	33.43	11.85	35.07	101	83	P	V
		5150	40.95	-13.05	54	30.35	33.69	11.99	35.08	101	83	A	V
	*	5240	109.4	-	-	98.41	33.91	12.16	35.08	101	83	P	V
	*	5240	101.6	-	-	90.61	33.91	12.16	35.08	101	83	A	V
		5449.92	50.76	-23.24	74	38.75	34.47	12.63	35.09	101	83	P	V
		5454.4	41.73	-12.27	54	29.72	34.47	12.63	35.09	101	83	A	V
Remark	1. No other spurious found. 2. All results are PASS against Peak and Average limit line.												



Band 1 5150~5250MHz
WIFI 802.11a (Harmonic @ 3m)

WIFI	Note	Frequency (MHz)	Level (dBμV/m)	Over Limit (dB)	Limit Line (dBμV/m)	Read Level (dBμV)	Antenna Factor (dB/m)	Cable Loss (dB)	Preamp Factor (dB)	Ant Pos (cm)	Table Pos (deg)	Peak Avg. (P/A)	Pol. (H/V)
802.11a CH 36 5180MHz		10360	44.9	-29.1	74	47.29	39.09	17.83	59.31	100	0	P	H
		15540	47.89	-26.11	74	41.53	41.07	22.16	56.87	100	0	P	H
													H
													H
		10360	45.12	-28.88	74	47.51	39.09	17.83	59.31	100	0	P	V
		15540	48.06	-25.94	74	41.7	41.07	22.16	56.87	100	0	P	V
													V
													V
802.11a CH 44 5220MHz		10440	46.82	-27.18	74	49.01	39.15	17.91	59.25	100	0	P	H
		15660	50.43	-23.57	74	43.61	41.31	22.29	56.78	100	0	P	H
													H
													H
		10440	45.79	-28.21	74	47.98	39.15	17.91	59.25	100	0	P	V
		15660	49.79	-24.21	74	42.97	41.31	22.29	56.78	100	0	P	V
													V
													V
802.11a CH 48 5240MHz		10480	45.8	-28.2	74	47.88	39.19	17.94	59.21	100	0	P	H
		15720	50.49	-23.51	74	43.39	41.45	22.37	56.72	100	0	P	H
													H
													H
		10480	45.31	-28.69	74	47.39	39.19	17.94	59.21	100	0	P	V
		15720	50.99	-23.01	74	43.89	41.45	22.37	56.72	100	0	P	V
													V
													V
Remark	1. No other spurious found. 2. All results are PASS against Peak and Average limit line.												



Band 1 5150~5250MHz
WIFI 802.11ac VHT20 (Band Edge @ 3m)

WIFI	Note	Frequency (MHz)	Level (dBμV/m)	Over Limit (dB)	Limit Line (dBμV/m)	Read Level (dBμV)	Antenna Factor (dB/m)	Cable Loss (dB)	Preamp Factor (dB)	Ant Pos (cm)	Table Pos (deg)	Peak Avg. (P/A)	Pol. (H/V)	
802.11ac VHT20 CH 36 5180MHz		5147.42	60.61	-13.39	74	50.01	33.69	11.99	35.08	100	244	P	H	
		5149.76	52.35	-1.65	54	41.75	33.69	11.99	35.08	100	244	A	H	
	*	5180	112.68	-	-	101.99	33.78	11.99	35.08	100	244	P	H	
	*	5180	105.4	-	-	94.71	33.78	11.99	35.08	100	244	A	H	
													H	
														H
			5147.16	52.21	-21.79	74	41.61	33.69	11.99	35.08	100	79	P	V
			5150	45.12	-8.88	54	34.52	33.69	11.99	35.08	100	79	A	V
		*	5180	104.84	-	-	94.15	33.78	11.99	35.08	100	79	P	V
		*	5180	96.61	-	-	85.92	33.78	11.99	35.08	100	79	A	V
													V	
													V	
802.11ac VHT20 CH 44 5220MHz		5148.2	56.7	-17.3	74	46.1	33.69	11.99	35.08	100	220	P	H	
		5149.76	47.52	-6.48	54	36.92	33.69	11.99	35.08	100	220	A	H	
		*	5220	116.73	-	-	105.91	33.86	12.04	35.08	100	220	P	H
		*	5220	108.82	-	-	98	33.86	12.04	35.08	100	220	A	H
			5430.32	53.75	-20.25	74	41.78	34.43	12.63	35.09	100	220	P	H
			5430.04	46.73	-7.27	54	34.76	34.43	12.63	35.09	100	220	A	H
			5147.16	50.81	-23.19	74	40.21	33.69	11.99	35.08	100	113	P	V
			5149.76	42.36	-11.64	54	31.76	33.69	11.99	35.08	100	113	A	V
		*	5220	109.04	-	-	98.22	33.86	12.04	35.08	100	113	P	V
		*	5220	100.46	-	-	89.64	33.86	12.04	35.08	100	113	A	V
		5445.72	50.9	-23.1	74	38.89	34.47	12.63	35.09	100	113	P	V	
		5430.32	41.48	-12.52	54	29.51	34.43	12.63	35.09	100	113	A	V	



802.11ac VHT20 CH 48 5240MHz		5148.46	52.65	-21.35	74	42.05	33.69	11.99	35.08	100	231	P	H
		5150	44.09	-9.91	54	33.49	33.69	11.99	35.08	100	231	A	H
	*	5240	118.24	-	-	107.25	33.91	12.16	35.08	100	231	P	H
	*	5240	110.06	-	-	99.07	33.91	12.16	35.08	100	231	A	H
		5453	55.4	-18.6	74	43.39	34.47	12.63	35.09	100	231	P	H
		5450.76	47.52	-6.48	54	35.51	34.47	12.63	35.09	100	231	A	H
		5075.66	49.43	-24.57	74	39.08	33.52	11.9	35.07	100	65	P	V
		5149.5	40.59	-13.41	54	29.99	33.69	11.99	35.08	100	65	A	V
	*	5240	109.02	-	-	98.03	33.91	12.16	35.08	100	65	P	V
	*	5240	101.08	-	-	90.09	33.91	12.16	35.08	100	65	A	V
		5426.96	50.47	-23.53	74	38.55	34.38	12.63	35.09	100	65	P	V
		5450.48	41.69	-12.31	54	29.68	34.47	12.63	35.09	100	65	A	V
Remark	1. No other spurious found. 2. All results are PASS against Peak and Average limit line.												



Band 1 5150~5250MHz
WIFI 802.11ac VHT20 (Harmonic @ 3m)

WIFI	Note	Frequency (MHz)	Level (dBµV/m)	Over Limit (dB)	Limit Line (dBµV/m)	Read Level (dBµV)	Antenna Factor (dB/m)	Cable Loss (dB)	Preamp Factor (dB)	Ant Pos (cm)	Table Pos (deg)	Peak Avg. (P/A)	Pol. (H/V)
802.11ac VHT20 CH 36 5180MHz		10360	45.28	-28.72	74	47.67	39.09	17.83	59.31	100	0	P	H
		15540	48.75	-25.25	74	42.39	41.07	22.16	56.87	100	0	P	H
													H
													H
		10360	45.15	-28.85	74	47.54	39.09	17.83	59.31	100	0	P	V
		15540	48.37	-25.63	74	42.01	41.07	22.16	56.87	100	0	P	V
													V
802.11ac VHT20 CH 44 5220MHz		10440	46.5	-27.5	74	48.69	39.15	17.91	59.25	100	0	P	H
		15660	58.33	-15.67	74	51.51	41.31	22.29	56.78	200	192	P	H
		15660	49.24	-4.76	54	42.42	41.31	22.29	56.78	200	192	A	H
													H
		10440	46.79	-27.21	74	48.98	39.15	17.91	59.25	100	0	P	V
		15660	49.54	-24.46	74	42.72	41.31	22.29	56.78	100	0	P	V
													V
802.11ac VHT20 CH 48 5240MHz		10480	45.88	-28.12	74	47.96	39.19	17.94	59.21	100	0	P	H
		15720	58.19	-15.81	74	51.09	41.45	22.37	56.72	200	190	P	H
		15720	48.27	-5.73	54	41.17	41.45	22.37	56.72	200	190	A	H
													H
		10480	46.2	-27.8	74	48.28	39.19	17.94	59.21	100	0	P	V
		15720	57.48	-16.52	74	50.38	41.45	22.37	56.72	200	130	P	V
		15720	47.15	-6.85	54	40.05	41.45	22.37	56.72	200	130	A	V
												V	
Remark	1. No other spurious found. 2. All results are PASS against Peak and Average limit line.												



Band 1 5150~5250MHz
WIFI 802.11ac VHT40 (Band Edge @ 3m)

WIFI	Note	Frequency (MHz)	Level (dBμV/m)	Over Limit (dB)	Limit Line (dBμV/m)	Read Level (dBμV)	Antenna Factor (dB/m)	Cable Loss (dB)	Preamp Factor (dB)	Ant Pos (cm)	Table Pos (deg)	Peak Avg. (P/A)	Pol. (H/V)
802.11ac VHT40 CH 38 5190MHz		5148.46	59.66	-14.34	74	49.06	33.69	11.99	35.08	100	151	P	H
		5148.46	52.61	-1.39	54	42.01	33.69	11.99	35.08	100	151	A	H
	*	5190	105.23	-	-	94.49	33.78	12.04	35.08	100	151	P	H
	*	5190	98.18	-	-	87.44	33.78	12.04	35.08	100	151	A	H
		5351.36	50.37	-23.63	74	38.71	34.21	12.53	35.08	100	151	P	H
		5414.92	42.47	-11.53	54	30.53	34.38	12.65	35.09	100	151	A	H
		5148.46	54.07	-19.93	74	43.47	33.69	11.99	35.08	300	180	P	V
		5147.94	46.87	-7.13	54	36.27	33.69	11.99	35.08	300	180	A	V
	*	5190	97.6	-	-	86.86	33.78	12.04	35.08	300	180	P	V
	*	5190	90.02	-	-	79.28	33.78	12.04	35.08	300	180	A	V
		5403.16	50.36	-23.64	74	38.46	34.34	12.65	35.09	300	180	P	V
		5453.28	42.34	-11.66	54	30.33	34.47	12.63	35.09	300	180	A	V
802.11ac VHT40 CH 46 5230MHz		5135.2	59.54	-14.46	74	49.02	33.65	11.95	35.08	100	154	P	H
		5148.2	51.68	-2.32	54	41.08	33.69	11.99	35.08	100	154	A	H
	*	5230	111.79	-	-	100.8	33.91	12.16	35.08	100	154	P	H
	*	5230	104.29	-	-	93.3	33.91	12.16	35.08	100	154	A	H
		5355.56	53.32	-20.68	74	41.66	34.21	12.53	35.08	100	154	P	H
		5351.64	46.11	-7.89	54	34.45	34.21	12.53	35.08	100	154	A	H
		5141.7	52.74	-21.26	74	42.14	33.69	11.99	35.08	100	68	P	V
		5150	46.68	-7.32	54	36.08	33.69	11.99	35.08	100	68	A	V
	*	5230	104.54	-	-	93.55	33.91	12.16	35.08	100	68	P	V
	*	5230	97.31	-	-	86.32	33.91	12.16	35.08	100	68	A	V
	5438.72	50.9	-23.1	74	38.93	34.43	12.63	35.09	100	68	P	V	
	5359.76	42.41	-11.59	54	30.75	34.21	12.53	35.08	100	68	A	V	
Remark	1. No other spurious found. 2. All results are PASS against Peak and Average limit line.												



Band 1 5150~5250MHz
WIFI 802.11ac VHT40 (Harmonic @ 3m)

WIFI	Note	Frequency (MHz)	Level (dBµV/m)	Over Limit (dB)	Limit Line (dBµV/m)	Read Level (dBµV)	Antenna Factor (dB/m)	Cable Loss (dB)	Preamp Factor (dB)	Ant Pos (cm)	Table Pos (deg)	Peak Avg. (P/A)	Pol. (H/V)
802.11ac VHT40 CH 38 5190MHz		10380	45.21	-28.79	74	47.56	39.11	17.83	59.29	100	0	P	H
		15570	48.88	-25.12	74	42.38	41.14	22.2	56.84	100	0	P	H
													H
													H
		10380	45.73	-28.27	74	48.08	39.11	17.83	59.29	100	0	P	V
		15570	48.33	-25.67	74	41.83	41.14	22.2	56.84	100	0	P	V
													V
802.11ac VHT40 CH 46 5230MHz		10460	45.54	-28.46	74	47.71	39.16	17.91	59.24	100	0	P	H
		15960	49.43	-24.57	74	41.42	41.93	22.61	56.53	100	0	P	H
													H
													H
		10460	45.93	-28.07	74	48.1	39.16	17.91	59.24	100	0	P	V
		15960	48.83	-25.17	74	40.82	41.93	22.61	56.53	100	0	P	V
													V
Remark	1. No other spurious found.												
	2. All results are PASS against Peak and Average limit line.												



Band 1 5150~5250MHz
WIFI 802.11ac VHT80 (Band Edge @ 3m)

Table with 14 columns: WIFI, Note, Frequency (MHz), Level (dBµV/m), Over Limit (dB), Limit Line (dBµV/m), Read Level (dBµV), Antenna Factor (dB/m), Cable Loss (dB), Preamp Factor (dB), Ant Pos (cm), Table Pos (deg), Peak Avg. (P/A), Pol. (H/V). Rows include data for 802.11ac VHT80 CH 42 5210MHz and a Remark section.



Band 1 5150~5250MHz
WIFI 802.11ac VHT80 (Harmonic @ 3m)

WIFI	Note	Frequency (MHz)	Level (dBμV/m)	Over Limit (dB)	Limit Line (dBμV/m)	Read Level (dBμV)	Antenna Factor (dB/m)	Cable Loss (dB)	Preamp Factor (dB)	Ant Pos (cm)	Table Pos (deg)	Peak Avg. (P/A)	Pol. (H/V)	
802.11ac VHT80 CH 42 5210MHz		10420	46.33	-27.67	74	48.6	39.13	17.87	59.27	100	0	P	H	
		15630	48.29	-25.71	74	41.51	41.28	22.29	56.79	100	0	P	H	
													H	
													H	
			10420	45.69	-28.31	74	47.96	39.13	17.87	59.27	100	0	P	V
			15630	47.75	-26.25	74	40.97	41.28	22.29	56.79	100	0	P	V
														V
													V	
Remark	1. No other spurious found. 2. All results are PASS against Peak and Average limit line.													



Band 2 - 5250~5350MHz
WIFI 802.11a (Band Edge @ 3m)

WIFI	Note	Frequency	Level	Over	Limit	Read	Antenna	Cable	Preamp	Ant	Table	Peak	Pol.
		(MHz)	(dBμV/m)	(dB)	(dBμV/m)	(dBμV)	(dB/m)	(dB)	(dB)	(cm)	(deg)	(P/A)	(H/V)
802.11a CH 52 5260MHz		5128.45	50.58	-23.42	74	40.06	33.65	11.95	35.08	101	223	P	H
		5148.05	42.5	-11.5	54	31.9	33.69	11.99	35.08	101	223	A	H
	*	5260	118.89	-	-	107.82	33.99	12.16	35.08	101	223	P	H
	*	5260	110.96	-	-	99.89	33.99	12.16	35.08	101	223	A	H
		5351.76	55.23	-18.77	74	43.57	34.21	12.53	35.08	101	223	P	H
		5350.32	46.68	-7.32	54	35.02	34.21	12.53	35.08	101	223	A	H
		5139.65	49.97	-24.03	74	39.41	33.69	11.95	35.08	100	84	P	V
		5148.75	40.38	-13.62	54	29.78	33.69	11.99	35.08	100	84	A	V
	*	5260	110.66	-	-	99.59	33.99	12.16	35.08	100	84	P	V
	*	5260	102.76	-	-	91.69	33.99	12.16	35.08	100	84	A	V
		5422.8	50.29	-23.71	74	38.37	34.38	12.63	35.09	100	84	P	V
		5351.52	41.84	-12.16	54	30.18	34.21	12.53	35.08	100	84	A	V
802.11a CH 60 5300MHz		5116.9	50.51	-23.49	74	40.03	33.6	11.95	35.07	100	232	P	H
		5079.1	42.2	-11.8	54	31.85	33.52	11.9	35.07	100	232	A	H
	*	5300	117.1	-	-	105.82	34.08	12.28	35.08	100	232	P	H
	*	5300	110.02	-	-	98.74	34.08	12.28	35.08	100	232	A	H
		5351.28	61	-13	74	49.34	34.21	12.53	35.08	100	232	P	H
		5350.08	52.41	-1.59	54	40.75	34.21	12.53	35.08	100	232	A	H
		5100.45	48.99	-25.01	74	38.55	33.56	11.95	35.07	102	84	P	V
		5079.1	40.2	-13.8	54	29.85	33.52	11.9	35.07	102	84	A	V
	*	5300	107.53	-	-	96.25	34.08	12.28	35.08	102	84	P	V
	*	5300	99.9	-	-	88.62	34.08	12.28	35.08	102	84	A	V
		5356.8	51.42	-22.58	74	39.76	34.21	12.53	35.08	102	84	P	V
		5350.08	44.17	-9.83	54	32.51	34.21	12.53	35.08	102	84	A	V



802.11a CH 64 5320MHz	*	5320	114.26	-	-	102.81	34.12	12.41	35.08	100	241	P	H
	*	5320	107.63	-	-	96.18	34.12	12.41	35.08	100	241	A	H
		5353.92	61.77	-12.23	74	50.11	34.21	12.53	35.08	100	241	P	H
		5350.08	52.67	-1.33	54	41.01	34.21	12.53	35.08	100	241	A	H
													H
													H
	*	5320	104.15	-	-	92.7	34.12	12.41	35.08	100	80	P	V
	*	5320	97.81	-	-	86.36	34.12	12.41	35.08	100	80	A	V
		5350.08	51.98	-22.02	74	40.32	34.21	12.53	35.08	100	80	P	V
		5350.08	44.72	-9.28	54	33.06	34.21	12.53	35.08	100	80	A	V
													V
													V
Remark	1. No other spurious found. 2. All results are PASS against Peak and Average limit line.												



Band 2 5250~5350MHz
WIFI 802.11a (Harmonic @ 3m)

WIFI	Note	Frequency (MHz)	Level (dBµV/m)	Over Limit (dB)	Limit Line (dBµV/m)	Read Level (dBµV)	Antenna Factor (dB/m)	Cable Loss (dB)	Preamp Factor (dB)	Ant Pos (cm)	Table Pos (deg)	Peak Avg. (P/A)	Pol. (H/V)
802.11a CH 52 5260MHz		10520	46.63	-27.37	74	48.65	39.18	17.98	59.18	100	0	P	H
		15780	50.46	-23.54	74	43.18	41.55	22.41	56.68	100	0	P	H
													H
													H
		10520	46.09	-27.91	74	48.11	39.18	17.98	59.18	100	0	P	V
		15780	50.79	-23.21	74	43.51	41.55	22.41	56.68	100	0	P	V
													V
													V
802.11a CH 60 5300MHz		10600	46.48	-27.52	74	48.44	39.06	18.06	59.08	100	0	P	H
		15900	49.39	-24.61	74	41.65	41.79	22.53	56.58	100	0	P	H
													H
													H
		10600	45.96	-28.04	74	47.92	39.06	18.06	59.08	100	0	P	V
		15900	49.67	-24.33	74	41.93	41.79	22.53	56.58	100	0	P	V
													V
													V
802.11a CH 64 5320MHz		10640	45.81	-28.19	74	47.74	39.01	18.09	59.03	100	0	P	H
		15960	49.12	-24.88	74	41.11	41.93	22.61	56.53	100	0	P	H
													H
													H
		10640	46.57	-27.43	74	48.5	39.01	18.09	59.03	100	0	P	V
		15960	48.72	-25.28	74	40.71	41.93	22.61	56.53	100	0	P	V
													V
													V
Remark	1. No other spurious found. 2. All results are PASS against Peak and Average limit line.												



Band 2 5250~5350MHz
WIFI 802.11ac VHT20 (Band Edge @ 3m)

WIFI	Note	Frequency (MHz)	Level (dBμV/m)	Over Limit (dB)	Limit Line (dBμV/m)	Read Level (dBμV)	Antenna Factor (dB/m)	Cable Loss (dB)	Preamp Factor (dB)	Ant Pos (cm)	Table Pos (deg)	Peak Avg. (P/A)	Pol. (H/V)
802.11ac VHT20 CH 52 5260MHz		5115.15	51.33	-22.67	74	40.85	33.6	11.95	35.07	100	232	P	H
		5149.8	43.08	-10.92	54	32.48	33.69	11.99	35.08	100	232	A	H
	*	5260	118.59	-	-	107.52	33.99	12.16	35.08	100	232	P	H
	*	5260	110.4	-	-	99.33	33.99	12.16	35.08	100	232	A	H
		5353.44	55.02	-18.98	74	43.36	34.21	12.53	35.08	100	232	P	H
		5353.92	46.25	-7.75	54	34.59	34.21	12.53	35.08	100	232	A	H
		5021.35	49.29	-24.71	74	39.12	33.39	11.85	35.07	100	83	P	V
		5149.45	40.74	-13.26	54	30.14	33.69	11.99	35.08	100	83	A	V
	*	5260	109.8	-	-	98.73	33.99	12.16	35.08	100	83	P	V
	*	5260	101.15	-	-	90.08	33.99	12.16	35.08	100	83	A	V
		5350.08	51.2	-22.8	74	39.54	34.21	12.53	35.08	100	83	P	V
		5456.64	41.3	-12.7	54	29.29	34.47	12.63	35.09	100	83	A	V
802.11ac VHT20 CH 60 5300MHz		5135.1	51.95	-22.05	74	41.43	33.65	11.95	35.08	100	232	P	H
		5079.45	42.2	-11.8	54	31.85	33.52	11.9	35.07	100	232	A	H
	*	5300	117.22	-	-	105.94	34.08	12.28	35.08	100	232	P	H
	*	5300	108.88	-	-	97.6	34.08	12.28	35.08	100	232	A	H
		5351.76	61.26	-12.74	74	49.6	34.21	12.53	35.08	100	232	P	H
		5350.32	52.32	-1.68	54	40.66	34.21	12.53	35.08	100	232	A	H
		5038.85	49.7	-24.3	74	39.49	33.43	11.85	35.07	100	127	P	V
		5122.5	40.14	-13.86	54	29.67	33.6	11.95	35.08	100	127	A	V
	*	5300	107.08	-	-	95.8	34.08	12.28	35.08	100	127	P	V
	*	5300	99.54	-	-	88.26	34.08	12.28	35.08	100	127	A	V
	5351.52	53.49	-20.51	74	41.83	34.21	12.53	35.08	100	127	P	V	
	5350.8	46.15	-7.85	54	34.49	34.21	12.53	35.08	100	127	A	V	



802.11ac VHT20 CH 64 5320MHz	*	5320	112.37	-	-	100.92	34.12	12.41	35.08	100	233	P	H
	*	5320	106.01	-	-	94.56	34.12	12.41	35.08	100	233	A	H
		5351.2	60.28	-13.72	74	48.62	34.21	12.53	35.08	100	233	P	H
		5350.08	52.61	-1.39	54	40.95	34.21	12.53	35.08	100	233	A	H
													H
													H
	*	5320	102.84	-	-	91.39	34.12	12.41	35.08	100	82	P	V
	*	5320	96.06	-	-	84.61	34.12	12.41	35.08	100	82	A	V
		5350.4	52.33	-21.67	74	40.67	34.21	12.53	35.08	100	82	P	V
		5350.08	44.5	-9.5	54	32.84	34.21	12.53	35.08	100	82	A	V
													V
													V
Remark	1. No other spurious found. 2. All results are PASS against Peak and Average limit line.												



Band 2 5250~5350MHz
WIFI 802.11ac VHT20 (Harmonic @ 3m)

WIFI	Note	Frequency (MHz)	Level (dBµV/m)	Over Limit (dB)	Limit Line (dBµV/m)	Read Level (dBµV)	Antenna Factor (dB/m)	Cable Loss (dB)	Preamp Factor (dB)	Ant Pos (cm)	Table Pos (deg)	Peak Avg. (P/A)	Pol. (H/V)	
802.11ac VHT20 CH 52 5260MHz		10520	47.13	-26.87	74	49.15	39.18	17.98	59.18	100	0	P	H	
		15780	57.12	-16.88	74	49.84	41.55	22.41	56.68	200	190	P	H	
		15780	47.49	-6.51	54	40.21	41.55	22.41	56.68	200	190	A	H	
													H	
			10520	45.94	-28.06	74	47.96	39.18	17.98	59.18	100	0	P	V
			15780	50	-24	74	42.72	41.55	22.41	56.68	100	0	P	V
														V
802.11ac VHT20 CH 60 5300MHz		10600	47.78	-26.22	74	49.74	39.06	18.06	59.08	100	0	P	H	
		15900	50.39	-23.61	74	42.65	41.79	22.53	56.58	100	0	P	H	
													H	
													H	
			10600	48.11	-25.89	74	50.07	39.06	18.06	59.08	100	0	P	V
			15900	50.38	-23.62	74	42.64	41.79	22.53	56.58	100	0	P	V
														V
802.11ac VHT20 CH 64 5320MHz		10640	45.58	-28.42	74	47.51	39.01	18.09	59.03	100	0	P	H	
		15960	48.31	-25.69	74	40.3	41.93	22.61	56.53	100	0	P	H	
													H	
													H	
			10640	45.75	-28.25	74	47.68	39.01	18.09	59.03	100	0	P	V
			15960	49.64	-24.36	74	41.63	41.93	22.61	56.53	100	0	P	V
														V
Remark	1. No other spurious found.													
	2. All results are PASS against Peak and Average limit line.													



Band 2 5250~5350MHz
WIFI 802.11ac VHT40 (Band Edge @ 3m)

WIFI	Note	Frequency (MHz)	Level (dBμV/m)	Over Limit (dB)	Limit Line (dBμV/m)	Read Level (dBμV)	Antenna Factor (dB/m)	Cable Loss (dB)	Preamp Factor (dB)	Ant Pos (cm)	Table Pos (deg)	Peak Avg. (P/A)	Pol. (H/V)
802.11ac VHT40 CH 54 5270MHz		5131.95	52.01	-21.99	74	41.49	33.65	11.95	35.08	100	239	P	H
		5148.05	43.96	-10.04	54	33.36	33.69	11.99	35.08	100	239	A	H
	*	5270	110.82	-	-	99.63	33.99	12.28	35.08	100	239	P	H
	*	5270	103.68	-	-	92.49	33.99	12.28	35.08	100	239	A	H
		5354.88	60.44	-13.56	74	48.78	34.21	12.53	35.08	100	239	P	H
		5352.24	52.51	-1.49	54	40.85	34.21	12.53	35.08	100	239	A	H
		5049	49.73	-24.27	74	39.52	33.43	11.85	35.07	103	68	P	V
		5146.65	41.69	-12.31	54	31.09	33.69	11.99	35.08	103	68	A	V
	*	5270	103.53	-	-	92.34	33.99	12.28	35.08	103	68	P	V
	*	5270	96.37	-	-	85.18	33.99	12.28	35.08	103	68	A	V
		5354.16	51.93	-22.07	74	40.27	34.21	12.53	35.08	103	68	P	V
		5352.24	44.89	-9.11	54	33.23	34.21	12.53	35.08	103	68	A	V
802.11ac VHT40 CH 62 5310MHz		5100.8	49.6	-24.4	74	39.16	33.56	11.95	35.07	100	238	P	H
		5113.4	41.87	-12.13	54	31.39	33.6	11.95	35.07	100	238	A	H
	*	5310	104.81	-	-	93.36	34.12	12.41	35.08	100	238	P	H
	*	5310	97.74	-	-	86.29	34.12	12.41	35.08	100	238	A	H
		5352.24	59.2	-14.8	74	47.54	34.21	12.53	35.08	100	238	P	H
		5351.52	52.57	-1.43	54	40.91	34.21	12.53	35.08	100	238	A	H
		5119.7	49.92	-24.08	74	39.45	33.6	11.95	35.08	100	69	P	V
		5080.85	41.19	-12.81	54	30.84	33.52	11.9	35.07	100	69	A	V
	*	5310	96.16	-	-	84.71	34.12	12.41	35.08	100	69	P	V
	*	5310	89.39	-	-	77.94	34.12	12.41	35.08	100	69	A	V
	5352	51.38	-22.62	74	39.72	34.21	12.53	35.08	100	69	P	V	
	5350.08	43.83	-10.17	54	32.17	34.21	12.53	35.08	100	69	A	V	
Remark	1. No other spurious found. 2. All results are PASS against Peak and Average limit line.												



Band 2 5250~5350MHz
WIFI 802.11ac VHT40 (Harmonic @ 3m)

WIFI	Note	Frequency (MHz)	Level (dBμV/m)	Over Limit (dB)	Limit Line (dBμV/m)	Read Level (dBμV)	Antenna Factor (dB/m)	Cable Loss (dB)	Preamp Factor (dB)	Ant Pos (cm)	Table Pos (deg)	Peak Avg. (P/A)	Pol. (H/V)
802.11ac VHT40 CH 54 5270MHz		10540	46.36	-27.64	74	48.39	39.15	17.98	59.16	100	0	P	H
		15810	48.6	-25.4	74	41.18	41.62	22.45	56.65	100	0	P	H
													H
													H
		10540	45.73	-28.27	74	47.76	39.15	17.98	59.16	100	0	P	V
		15810	48.6	-25.4	74	41.18	41.62	22.45	56.65	100	0	P	V
													V
802.11ac VHT40 CH 62 5310MHz		10620	45.87	-28.13	74	47.84	39.03	18.06	59.06	100	0	P	H
		15930	48.38	-25.62	74	40.51	41.86	22.57	56.56	100	0	P	H
													H
													H
		10620	45.93	-28.07	74	47.9	39.03	18.06	59.06	100	0	P	V
		15930	48.66	-25.34	74	40.79	41.86	22.57	56.56	100	0	P	V
													V
Remark	1. No other spurious found.												
	2. All results are PASS against Peak and Average limit line.												



Band 2 5250~5350MHz
WIFI 802.11ac VHT80 (Band Edge @ 3m)

Table with 14 columns: WIFI, Note, Frequency (MHz), Level (dBµV/m), Over Limit (dB), Limit Line (dBµV/m), Read Level (dBµV), Antenna Factor (dB/m), Cable Loss (dB), Preamp Factor (dB), Ant Pos (cm), Table Pos (deg), Peak Avg. (P/A), Pol. (H/V). Rows include data for 802.11ac VHT80 CH 58 5290MHz and a Remark section.



Band 2 5250~5350MHz
WIFI 802.11ac VHT80 (Harmonic @ 3m)

WIFI Ant. 1+2	Note	Frequency (MHz)	Level (dBμV/m)	Over Limit (dB)	Limit Line (dBμV/m)	Read Level (dBμV)	Antenna Factor (dB/m)	Cable Loss (dB)	Preamp Factor (dB)	Ant Pos (cm)	Table Pos (deg)	Peak Avg. (P/A)	Pol. (H/V)	
802.11ac VHT80 CH 58 5290MHz		10580	46.52	-27.48	74	48.52	39.08	18.02	59.1	100	0	P	H	
		15870	49.26	-24.74	74	41.57	41.76	22.53	56.6	100	0	P	H	
													H	
													H	
			10580	46.3	-27.7	74	48.3	39.08	18.02	59.1	100	0	P	V
			15870	49.9	-24.1	74	42.21	41.76	22.53	56.6	100	0	P	V
														V
													V	
Remark	1. No other spurious found. 2. All results are PASS against Peak and Average limit line.													



Band 3 - 5470~5725MHz
WIFI 802.11a (Band Edge @ 3m)

WIFI	Note	Frequency	Level	Over	Limit	Read	Antenna	Cable	Preamp	Ant	Table	Peak	Pol.	
		(MHz)	(dBμV/m)	(dB)	(dBμV/m)	(dBμV)	(dB/m)	(dB)	(dB)	(cm)	(deg)	(P/A)	(H/V)	
802.11a CH 100 5500MHz		5452.88	61.41	-12.59	74	49.4	34.47	12.63	35.09	100	157	P	H	
		5466.96	63.76	-4.44	68.2	51.73	34.51	12.61	35.09	100	157	P	H	
		5457.84	52.26	-1.74	54	40.25	34.47	12.63	35.09	100	157	A	H	
	*	5500	115.58	-	-	103.46	34.6	12.61	35.09	100	157	P	H	
	*	5500	108.31	-	-	96.19	34.6	12.61	35.09	100	157	A	H	
														H
			5459.28	52.11	-21.89	74	40.1	34.47	12.63	35.09	100	81	P	V
			5469.36	54.56	-13.64	68.2	42.53	34.51	12.61	35.09	100	81	P	V
			5459.92	44.04	-9.96	54	32.03	34.47	12.63	35.09	100	81	A	V
	*		5500	104.83	-	-	92.71	34.6	12.61	35.09	100	81	P	V
	*		5500	97.82	-	-	85.7	34.6	12.61	35.09	100	81	A	V
														V
802.11a CH 116 5580MHz		5428	53.3	-20.7	74	41.38	34.38	12.63	35.09	100	228	P	H	
		5465.68	53.11	-15.09	68.2	41.08	34.51	12.61	35.09	100	228	P	H	
		5457.76	44.6	-9.4	54	32.59	34.47	12.63	35.09	100	228	A	H	
	*	5580	120.11	-	-	108.04	34.6	12.58	35.11	100	228	P	H	
	*	5580	112.19	-	-	100.12	34.6	12.58	35.11	100	228	A	H	
			5726.57	52.85	-15.35	68.2	40.66	34.6	12.73	35.14	100	228	P	H
			5418.64	50.36	-23.64	74	38.42	34.38	12.65	35.09	100	147	P	V
			5464.96	50.6	-17.6	68.2	38.57	34.51	12.61	35.09	100	147	P	V
			5421.28	41.29	-12.71	54	29.37	34.38	12.63	35.09	100	147	A	V
	*		5580	108.78	-	-	96.71	34.6	12.58	35.11	100	147	P	V
	*		5580	101.2	-	-	89.13	34.6	12.58	35.11	100	147	A	V
			5727.2	50.86	-17.34	68.2	38.67	34.6	12.73	35.14	100	147	P	V



WIFI	Note	Frequency (MHz)	Level (dBµV/m)	Over Limit (dB)	Limit Line (dBµV/m)	Read Level (dBµV)	Antenna Factor (dB/m)	Cable Loss (dB)	Preamp Factor (dB)	Ant Pos (cm)	Table Pos (deg)	Peak Avg. (P/A)	Pol. (H/V)
802.11a CH 124 5620MHz		5416.85	51.79	-22.21	74	39.85	34.38	12.65	35.09	100	219	P	H
		5468.65	51.99	-16.21	68.2	39.96	34.51	12.61	35.09	100	219	P	H
		5386.05	43.8	-10.2	54	31.94	34.3	12.65	35.09	100	219	A	H
	*	5620	119.31	-	-	107.27	34.6	12.56	35.12	100	219	P	H
	*	5620	111.49	-	-	99.45	34.6	12.56	35.12	100	219	A	H
		5737.525	53.98	-14.22	68.2	41.8	34.6	12.73	35.15	100	219	P	H
		5451.5	50.56	-23.44	74	38.55	34.47	12.63	35.09	100	181	P	V
		5462	49.24	-18.96	68.2	37.25	34.47	12.61	35.09	100	181	P	V
		5455.35	41.33	-12.67	54	29.32	34.47	12.63	35.09	100	181	A	V
	*	5620	107.64	-	-	95.6	34.6	12.56	35.12	100	181	P	V
	*	5620	99.96	-	-	87.92	34.6	12.56	35.12	100	181	A	V
		5764.825	51.31	-16.89	68.2	39.08	34.6	12.79	35.16	100	181	P	V
802.11a CH 132 5660MHz		5419.3	52.57	-21.43	74	40.63	34.38	12.65	35.09	100	226	P	H
		5462.7	51.58	-16.62	68.2	39.55	34.51	12.61	35.09	100	226	P	H
		5419.3	44.61	-9.39	54	32.67	34.38	12.65	35.09	100	226	A	H
	*	5660	119.58	-	-	107.5	34.6	12.61	35.13	100	226	P	H
	*	5660	111.81	-	-	99.73	34.6	12.61	35.13	100	226	A	H
		5729.65	63.1	-5.1	68.2	50.91	34.6	12.73	35.14	100	226	P	H
		5363.65	50.29	-23.71	74	38.59	34.25	12.53	35.08	100	174	P	V
		5463.75	49.39	-18.81	68.2	37.36	34.51	12.61	35.09	100	174	P	V
		5430.85	41.36	-12.64	54	29.39	34.43	12.63	35.09	100	174	A	V
	*	5660	109.3	-	-	97.22	34.6	12.61	35.13	100	174	P	V
	*	5660	101.99	-	-	89.91	34.6	12.61	35.13	100	174	A	V
		5726.15	52.84	-15.36	68.2	40.65	34.6	12.73	35.14	100	174	P	V



802.11a CH 140 5700MHz	*	5700	116.27	-	-	104.14	34.6	12.67	35.14	100	219	P	H
	*	5700	108.36	-	-	96.23	34.6	12.67	35.14	100	219	A	H
		5725.72	65.73	-2.47	68.2	53.54	34.6	12.73	35.14	100	219	P	H
													H
													H
													H
	*	5700	106.39	-	-	94.26	34.6	12.67	35.14	100	175	P	V
	*	5700	99.07	-	-	86.94	34.6	12.67	35.14	100	175	A	V
		5726.6	61.67	-6.53	68.2	49.48	34.6	12.73	35.14	100	175	P	V
													V
													V
													V
Remark	1. No other spurious found. 2. All results are PASS against Peak and Average limit line.												



Band 3 - 5470~5725MHz
WIFI 802.11a (Harmonic @ 3m)

WIFI	Note	Frequency (MHz)	Level (dBµV/m)	Over Limit (dB)	Limit Line (dBµV/m)	Read Level (dBµV)	Antenna Factor (dB/m)	Cable Loss (dB)	Preamp Factor (dB)	Ant Pos (cm)	Table Pos (deg)	Peak Avg. (P/A)	Pol. (H/V)
802.11a CH 100 5500MHz		11000	45.66	-28.34	74	47.33	38.5	18.43	58.6	100	0	P	H
		16500	50.24	-17.96	68.2	40.41	43	22.93	56.1	100	0	P	H
													H
													H
		11000	44.98	-29.02	74	46.65	38.5	18.43	58.6	100	0	P	V
		16500	50.31	-17.89	68.2	40.48	43	22.93	56.1	100	0	P	V
													V
													V
802.11a CH 116 5580MHz		11160	47.6	-26.4	74	48.42	38.77	18.58	58.17	100	0	P	H
		16740	50.4	-17.8	68.2	40.39	42.9	23.07	55.96	100	0	P	H
													H
													H
		11160	46.55	-27.45	74	47.37	38.77	18.58	58.17	100	0	P	V
		16740	50.11	-18.09	68.2	40.1	42.9	23.07	55.96	100	0	P	V
													V
													V
802.11a CH 124 5620MHz		11240	46.52	-27.48	74	46.99	38.87	18.65	57.99	100	0	P	H
		16860	50.13	-18.07	68.2	40.01	42.86	23.14	55.88	100	0	P	H
													H
													H
		11240	45.87	-28.13	74	46.34	38.87	18.65	57.99	100	0	P	V
		16860	49.84	-18.36	68.2	39.72	42.86	23.14	55.88	100	0	P	V
													V
													V
Remark	1. No other spurious found. 2. All results are PASS against Peak and Average limit line.												



WIFI	Note	Frequency (MHz)	Level (dBµV/m)	Over Limit (dB)	Limit Line (dBµV/m)	Read Level (dBµV)	Antenna Factor (dB/m)	Cable Loss (dB)	Preamp Factor (dB)	Ant Pos (cm)	Table Pos (deg)	Peak Avg. (P/A)	Pol. (H/V)
802.11a CH 132 5660MHz		11320	46.36	-27.64	74	46.4	39.01	18.73	57.78	100	0	P	H
		16980	50.89	-17.31	68.2	40.68	42.81	23.21	55.81	100	0	P	H
													H
													H
		11320	46.81	-27.19	74	46.85	39.01	18.73	57.78	100	0	P	V
		16980	51.48	-16.72	68.2	41.27	42.81	23.21	55.81	100	0	P	V
													V
													V
802.11a CH 140 5700MHz		11400	44.88	-29.12	74	44.5	39.14	18.8	57.56	100	0	P	H
		17100	50.02	-18.18	68.2	39.9	42.64	23.28	55.8	100	0	P	H
													H
													H
		11400	44.58	-29.42	74	44.2	39.14	18.8	57.56	100	0	P	V
		17100	49.61	-18.59	68.2	39.49	42.64	23.28	55.8	100	0	P	V
													V
													V
Remark	<ol style="list-style-type: none"> No other spurious found. All results are PASS against Peak and Average limit line. 												



Band 3 - 5470~5725MHz
WIFI 802.11ac VHT20 (Band Edge @ 3m)

WIFI	Note	Frequency (MHz)	Level (dBμV/m)	Over Limit (dB)	Limit Line (dBμV/m)	Read Level (dBμV)	Antenna Factor (dB/m)	Cable Loss (dB)	Preamp Factor (dB)	Ant Pos (cm)	Table Pos (deg)	Peak Avg. (P/A)	Pol. (H/V)	
802.11ac VHT20 CH 100 5500MHz		5459.76	61.38	-12.62	74	49.37	34.47	12.63	35.09	100	158	P	H	
		5468.88	64.1	-4.1	68.2	52.07	34.51	12.61	35.09	100	158	P	H	
		5457.68	52.15	-1.85	54	40.14	34.47	12.63	35.09	100	158	A	H	
	*	5500	113.72	-	-	101.6	34.6	12.61	35.09	100	158	P	H	
	*	5500	107.23	-	-	95.11	34.6	12.61	35.09	100	158	A	H	
														H
			5456.08	52.99	-21.01	74	40.98	34.47	12.63	35.09	100	175	P	V
			5463.44	54.53	-13.67	68.2	42.5	34.51	12.61	35.09	100	175	P	V
			5458.48	44.66	-9.34	54	32.65	34.47	12.63	35.09	100	175	A	V
	*		5500	103.85	-	-	91.73	34.6	12.61	35.09	100	175	P	V
	*		5500	97.63	-	-	85.51	34.6	12.61	35.09	100	175	A	V
														V
802.11ac VHT20 CH 116 5580MHz		5450.08	53.53	-20.47	74	41.52	34.47	12.63	35.09	100	220	P	H	
		5466.64	52.81	-15.39	68.2	40.78	34.51	12.61	35.09	100	220	P	H	
		5457.52	44.45	-9.55	54	32.44	34.47	12.63	35.09	100	220	A	H	
	*	5580	118.93	-	-	106.86	34.6	12.58	35.11	100	220	P	H	
	*	5580	110.89	-	-	98.82	34.6	12.58	35.11	100	220	A	H	
			5730.98	53.18	-15.02	68.2	41	34.6	12.73	35.15	100	220	P	H
			5400.88	51.66	-22.34	74	39.76	34.34	12.65	35.09	100	175	P	V
			5463.04	49.78	-18.42	68.2	37.75	34.51	12.61	35.09	100	175	P	V
			5458.96	41.53	-12.47	54	29.52	34.47	12.63	35.09	100	175	A	V
	*		5580	109.03	-	-	96.96	34.6	12.58	35.11	100	175	P	V
	*		5580	101.13	-	-	89.06	34.6	12.58	35.11	100	175	A	V
			5757.755	50.39	-17.81	68.2	38.16	34.6	12.79	35.16	100	175	P	V



WIFI	Note	Frequency (MHz)	Level (dBµV/m)	Over Limit (dB)	Limit Line (dBµV/m)	Read Level (dBµV)	Antenna Factor (dB/m)	Cable Loss (dB)	Preamp Factor (dB)	Ant Pos (cm)	Table Pos (deg)	Peak Avg. (P/A)	Pol. (H/V)
802.11ac VHT20 CH 124 5620MHz		5381.85	52.19	-21.81	74	40.33	34.3	12.65	35.09	109	220	P	H
		5460	51.39	-16.81	68.2	39.38	34.47	12.63	35.09	109	220	P	H
		5379.05	43.89	-10.11	54	32.15	34.3	12.53	35.09	109	220	A	H
	*	5620	118.53	-	-	106.49	34.6	12.56	35.12	109	220	P	H
	*	5620	110.45	-	-	98.41	34.6	12.56	35.12	109	220	A	H
		5740.675	54.66	-13.54	68.2	42.42	34.6	12.79	35.15	109	220	P	H
		5358.05	51.43	-22.57	74	39.77	34.21	12.53	35.08	109	174	P	V
		5468.65	48.5	-19.7	68.2	36.47	34.51	12.61	35.09	109	174	P	V
		5459.55	41.46	-12.54	54	29.45	34.47	12.63	35.09	109	174	A	V
	*	5620	107.6	-	-	95.56	34.6	12.56	35.12	109	174	P	V
	*	5620	99.9	-	-	87.86	34.6	12.56	35.12	109	174	A	V
	5743.125	50.96	-17.24	68.2	38.72	34.6	12.79	35.15	109	174	P	V	
802.11ac VHT20 CH 132 5660MHz		5393.75	52.65	-21.35	74	40.79	34.3	12.65	35.09	109	226	P	H
		5465.85	51.37	-16.83	68.2	39.34	34.51	12.61	35.09	109	226	P	H
		5418.95	44.13	-9.87	54	32.19	34.38	12.65	35.09	109	226	A	H
	*	5660	119.22	-	-	107.14	34.6	12.61	35.13	109	226	P	H
	*	5660	110.96	-	-	98.88	34.6	12.61	35.13	109	226	A	H
		5725	59.57	-8.63	68.2	47.38	34.6	12.73	35.14	109	226	P	H
		5434.35	50.28	-23.72	74	38.31	34.43	12.63	35.09	100	178	P	V
		5462.7	49.12	-19.08	68.2	37.09	34.51	12.61	35.09	100	178	P	V
		5423.5	41.41	-12.59	54	29.49	34.38	12.63	35.09	100	178	A	V
	*	5660	108.78	-	-	96.7	34.6	12.61	35.13	100	178	P	V
	*	5660	101.38	-	-	89.3	34.6	12.61	35.13	100	178	A	V
	5728.6	53.41	-14.79	68.2	41.22	34.6	12.73	35.14	100	178	P	V	



802.11ac VHT20 CH 140 5700MHz	*	5700	114.07	-	-	101.94	34.6	12.67	35.14	100	159	P	H
	*	5700	107.16	-	-	95.03	34.6	12.67	35.14	100	159	A	H
		5725.56	66.33	-1.87	68.2	54.14	34.6	12.73	35.14	100	159	P	H
													H
													H
													H
	*	5700	104.36	-	-	92.23	34.6	12.67	35.14	100	174	P	V
	*	5700	97.51	-	-	85.38	34.6	12.67	35.14	100	174	A	V
		5726.28	56.87	-11.33	68.2	44.68	34.6	12.73	35.14	100	174	P	V
													V
													V
													V
Remark	1. No other spurious found. 2. All results are PASS against Peak and Average limit line.												



Band 3 - 5470~5725MHz
WIFI 802.11ac VHT20 (Harmonic @ 3m)

WIFI	Note	Frequency (MHz)	Level (dBµV/m)	Over Limit (dB)	Limit Line (dBµV/m)	Read Level (dBµV)	Antenna Factor (dB/m)	Cable Loss (dB)	Preamp Factor (dB)	Ant Pos (cm)	Table Pos (deg)	Peak Avg. (P/A)	Pol. (H/V)
802.11ac VHT20 CH 100 5500MHz		11000	45.75	-28.25	74	47.42	38.5	18.43	58.6	100	0	P	H
		16500	51.11	-17.09	68.2	41.28	43	22.93	56.1	100	0	P	H
													H
													H
		11000	45.74	-28.26	74	47.41	38.5	18.43	58.6	100	0	P	V
		16500	50.46	-17.74	68.2	40.63	43	22.93	56.1	100	0	P	V
													V
802.11ac VHT20 CH 116 5580MHz		11160	47.36	-26.64	74	48.18	38.77	18.58	58.17	100	0	P	H
		16740	52.25	-15.95	68.2	42.24	42.9	23.07	55.96	100	0	P	H
													H
													H
		11160	47.89	-26.11	74	48.71	38.77	18.58	58.17	100	0	P	V
		16740	49.98	-18.22	68.2	39.97	42.9	23.07	55.96	100	0	P	V
													V
802.11ac VHT20 CH 124 5660MHz		11240	47.67	-26.33	74	48.14	38.87	18.65	57.99	100	0	P	H
		16860	49.95	-18.25	68.2	39.83	42.86	23.14	55.88	100	0	P	H
													H
													H
		11240	46.47	-27.53	74	46.94	38.87	18.65	57.99	100	0	P	V
		16860	49.93	-18.27	68.2	39.81	42.86	23.14	55.88	100	0	P	V
													V
Remark	1. No other spurious found.												
	2. All results are PASS against Peak and Average limit line.												



WiFi Ant. 1+2	Note	Frequency (MHz)	Level (dBµV/m)	Over Limit (dB)	Limit Line (dBµV/m)	Read Level (dBµV)	Antenna Factor (dB/m)	Cable Loss (dB)	Preamp Factor (dB)	Ant Pos (cm)	Table Pos (deg)	Peak Avg. (P/A)	Pol. (H/V)
802.11ac VHT20 CH 132 5660MHz		11320	47.08	-26.92	74	47.12	39.01	18.73	57.78	100	0	P	H
		16980	51.48	-16.72	68.2	41.27	42.81	23.21	55.81	100	0	P	H
													H
													H
		11320	46.38	-27.62	74	46.42	39.01	18.73	57.78	100	0	P	V
		16980	51.83	-16.37	68.2	41.62	42.81	23.21	55.81	100	0	P	V
802.11ac VHT20 CH 140 5700MHz		11400	44.75	-29.25	74	44.37	39.14	18.8	57.56	100	0	P	H
		17100	50.88	-17.32	68.2	40.76	42.64	23.28	55.8	100	0	P	H
													H
													H
		11400	45.81	-28.19	74	45.43	39.14	18.8	57.56	100	0	P	V
		17100	49.4	-18.8	68.2	39.28	42.64	23.28	55.8	100	0	P	V
Remark	1. No other spurious found.												
	2. All results are PASS against Peak and Average limit line.												



Band 3 - 5470~5725MHz
WIFI 802.11ac VHT40 (Band Edge @ 3m)

WIFI	Note	Frequency (MHz)	Level (dBμV/m)	Over Limit (dB)	Limit Line (dBμV/m)	Read Level (dBμV)	Antenna Factor (dB/m)	Cable Loss (dB)	Preamp Factor (dB)	Ant Pos (cm)	Table Pos (deg)	Peak Avg. (P/A)	Pol. (H/V)
802.11ac VHT40 CH 102 5510MHz		5459.2	58.35	-15.65	74	46.34	34.47	12.63	35.09	100	233	P	H
		5467.6	65.15	-3.05	68.2	53.12	34.51	12.61	35.09	100	233	P	H
		5459.92	52.53	-1.47	54	40.52	34.47	12.63	35.09	100	233	A	H
	*	5510	107.32	-	-	95.23	34.6	12.59	35.1	100	233	P	H
	*	5510	100.33	-	-	88.24	34.6	12.59	35.1	100	233	A	H
		5730.98	50.64	-17.56	68.2	38.46	34.6	12.73	35.15	100	233	P	H
		5458.48	50.59	-23.41	74	38.58	34.47	12.63	35.09	100	174	P	V
		5464	56.28	-11.92	68.2	44.25	34.51	12.61	35.09	100	174	P	V
		5458.96	44.77	-9.23	54	32.76	34.47	12.63	35.09	100	174	A	V
	*	5510	96.98	-	-	84.89	34.6	12.59	35.1	100	174	P	V
	*	5510	90.09	-	-	78	34.6	12.59	35.1	100	174	A	V
	5764.685	49.99	-18.21	68.2	37.76	34.6	12.79	35.16	100	174	P	V	
802.11ac VHT40 CH 110 5550MHz		5457.76	61.4	-12.6	74	49.39	34.47	12.63	35.09	100	225	P	H
		5468.08	63.85	-4.35	68.2	51.82	34.51	12.61	35.09	100	225	P	H
		5459.92	52.65	-1.35	54	40.64	34.47	12.63	35.09	100	225	A	H
	*	5550	112.97	-	-	100.89	34.6	12.58	35.1	100	225	P	H
	*	5550	105.54	-	-	93.46	34.6	12.58	35.1	100	225	A	H
		5755.55	52.47	-15.73	68.2	40.23	34.6	12.79	35.15	100	225	P	H
		5458.72	52.17	-21.83	74	40.16	34.47	12.63	35.09	100	175	P	V
		5463.52	55.73	-12.47	68.2	43.7	34.51	12.61	35.09	100	175	P	V
		5458.96	45.21	-8.79	54	33.2	34.47	12.63	35.09	100	175	A	V
	*	5550	103.79	-	-	91.71	34.6	12.58	35.1	100	175	P	V
	*	5550	95.81	-	-	83.73	34.6	12.58	35.1	100	175	A	V
	5726.57	51.43	-16.77	68.2	39.24	34.6	12.73	35.14	100	175	P	V	



802.11ac VHT40 CH 118 5590MHz		5458.15	59.11	-14.89	74	47.1	34.47	12.63	35.09	100	223	P	H
		5468.65	60.62	-7.58	68.2	48.59	34.51	12.61	35.09	100	223	P	H
		5458.5	52.43	-1.57	54	40.42	34.47	12.63	35.09	100	223	A	H
	*	5590	115.81	-	-	103.76	34.6	12.56	35.11	100	223	P	H
	*	5590	108.42	-	-	96.37	34.6	12.56	35.11	100	223	A	H
		5725.8	56.68	-11.52	68.2	44.49	34.6	12.73	35.14	100	223	P	H
		5449.75	53.11	-20.89	74	41.1	34.47	12.63	35.09	102	132	P	V
		5468.65	53.45	-14.75	68.2	41.42	34.51	12.61	35.09	102	132	P	V
		5454.65	45.25	-8.75	54	33.24	34.47	12.63	35.09	102	132	A	V
	*	5590	106.52	-	-	94.47	34.6	12.56	35.11	102	132	P	V
	*	5590	99.4	-	-	87.35	34.6	12.56	35.11	102	132	A	V
		5751.175	51.79	-16.41	68.2	39.55	34.6	12.79	35.15	102	132	P	V
802.11ac VHT40 CH 134 5670MHz		5395.85	50.31	-23.69	74	38.41	34.34	12.65	35.09	100	221	P	H
		5465.5	49.63	-18.57	68.2	37.6	34.51	12.61	35.09	100	221	P	H
		5458.85	43.15	-10.85	54	31.14	34.47	12.63	35.09	100	221	A	H
	*	5670	112.35	-	-	100.21	34.6	12.67	35.13	100	221	P	H
	*	5670	105.38	-	-	93.24	34.6	12.67	35.13	100	221	A	H
		5728.6	66.72	-1.48	68.2	54.53	34.6	12.73	35.14	100	221	P	H
		5457.45	49.75	-24.25	74	37.74	34.47	12.63	35.09	100	174	P	V
		5460.25	49.09	-19.11	68.2	37.1	34.47	12.61	35.09	100	174	P	V
		5456.75	42.07	-11.93	54	30.06	34.47	12.63	35.09	100	174	A	V
	*	5670	102.77	-	-	90.63	34.6	12.67	35.13	100	174	P	V
*	5670	95.17	-	-	83.03	34.6	12.67	35.13	100	174	A	V	
	5725	58.42	-9.78	68.2	46.23	34.6	12.73	35.14	100	174	P	V	
Remark	1. No other spurious found. 2. All results are PASS against Peak and Average limit line.												



Band 3 - 5470~5725MHz
WIFI 802.11ac VHT40 (Harmonic @ 3m)

WIFI	Note	Frequency (MHz)	Level (dBµV/m)	Over Limit (dB)	Limit Line (dBµV/m)	Read Level (dBµV)	Antenna Factor (dB/m)	Cable Loss (dB)	Preamp Factor (dB)	Ant Pos (cm)	Table Pos (deg)	Peak Avg. (P/A)	Pol. (H/V)
802.11ac VHT40 CH 102 5510MHz		11020	46.11	-27.89	74	47.71	38.53	18.43	58.56	100	0	P	H
		16530	51.4	-16.8	68.2	41.53	42.99	22.96	56.08	100	0	P	H
													H
													H
		11020	45.88	-28.12	74	47.48	38.53	18.43	58.56	100	0	P	V
		16530	51.13	-17.07	68.2	41.26	42.99	22.96	56.08	100	0	P	V
													V
802.11ac VHT40 CH 110 5550MHz		11100	46.08	-27.92	74	47.26	38.66	18.5	58.34	100	0	P	H
		16650	51.51	-16.69	68.2	41.55	42.94	23.03	56.01	100	0	P	H
													H
													H
		11100	45.85	-28.15	74	47.03	38.66	18.5	58.34	100	0	P	V
		16650	51.38	-16.82	68.2	41.42	42.94	23.03	56.01	100	0	P	V
													V
802.11ac VHT40 CH 118 5590MHz		11180	47.08	-26.92	74	47.83	38.79	18.58	58.12	100	0	P	H
		16770	50.92	-17.28	68.2	40.86	42.89	23.1	55.93	100	0	P	H
													H
													H
		11180	47.16	-26.84	74	47.91	38.79	18.58	58.12	100	0	P	V
		16770	51.32	-16.88	68.2	41.26	42.89	23.1	55.93	100	0	P	V
													V
Remark	1. No other spurious found.												
	2. All results are PASS against Peak and Average limit line.												



WIFI	Note	Frequency (MHz)	Level (dBµV/m)	Over Limit (dB)	Limit Line (dBµV/m)	Read Level (dBµV)	Antenna Factor (dB/m)	Cable Loss (dB)	Preamp Factor (dB)	Ant Pos (cm)	Table Pos (deg)	Peak Avg. (P/A)	Pol. (H/V)	
802.11ac VHT40 CH 134 5670MHz		11340	45.31	-28.69	74	45.28	39.03	18.73	57.73	100	0	P	H	
		17010	50.67	-17.53	68.2	40.46	42.77	23.24	55.8	100	0	P	H	
													H	
													H	
			11340	45.71	-28.29	74	45.68	39.03	18.73	57.73	100	0	P	V
			17010	50.58	-17.62	68.2	40.37	42.77	23.24	55.8	100	0	P	V
														V
														V
Remark	1. No other spurious found. 2. All results are PASS against Peak and Average limit line.													



Band 3 5470~5725MHz
WIFI 802.11ac VHT80 (Band Edge @ 3m)

WIFI	Note	Frequency (MHz)	Level (dBμV/m)	Over Limit (dB)	Limit Line (dBμV/m)	Read Level (dBμV)	Antenna Factor (dB/m)	Cable Loss (dB)	Preamp Factor (dB)	Ant Pos (cm)	Table Pos (deg)	Peak Avg. (P/A)	Pol. (H/V)
802.11ac VHT80 CH 106 5530MHz		5457.28	58	-16	74	45.99	34.47	12.63	35.09	100	226	P	H
		5470	57.41	-10.79	68.2	45.38	34.51	12.61	35.09	100	226	P	H
		5459.92	52.36	-1.64	54	40.35	34.47	12.63	35.09	100	226	A	H
	*	5530	101.49	-	-	89.4	34.6	12.59	35.1	100	226	P	H
	*	5530	94.16	-	-	82.07	34.6	12.59	35.1	100	226	A	H
		5758.7	49.91	-18.29	68.2	37.68	34.6	12.79	35.16	100	226	P	H
		5456.32	50.46	-23.54	74	38.45	34.47	12.63	35.09	100	174	P	V
		5462.08	51	-17.2	68.2	39.01	34.47	12.61	35.09	100	174	P	V
		5459.44	44.34	-9.66	54	32.33	34.47	12.63	35.09	100	174	A	V
	*	5530	90.78	-	-	78.69	34.6	12.59	35.1	100	174	P	V
	*	5530	83.82	-	-	71.73	34.6	12.59	35.1	100	174	A	V
		5725	50.78	-17.42	68.2	38.59	34.6	12.73	35.14	100	174	P	V
802.11ac VHT80 CH 122 5610MHz		5457.1	60.01	-13.99	74	48	34.47	12.63	35.09	100	158	P	H
		5462	59.34	-8.86	68.2	47.35	34.47	12.61	35.09	100	158	P	H
		5459.9	52.47	-1.53	54	40.46	34.47	12.63	35.09	100	158	A	H
	*	5610	107.38	-	-	95.34	34.6	12.56	35.12	100	158	P	H
	*	5610	100.68	-	-	88.64	34.6	12.56	35.12	100	158	A	H
		5733.325	57.31	-10.89	68.2	45.13	34.6	12.73	35.15	100	158	P	H
		5449.4	51.76	-22.24	74	39.75	34.47	12.63	35.09	100	172	P	V
		5466.9	51.76	-16.44	68.2	39.73	34.51	12.61	35.09	100	172	P	V
		5458.15	44.89	-9.11	54	32.88	34.47	12.63	35.09	100	172	A	V
	*	5610	97.62	-	-	85.58	34.6	12.56	35.12	100	172	P	V
	*	5610	90.42	-	-	78.38	34.6	12.56	35.12	100	172	A	V
		5725.275	53.45	-14.75	68.2	41.26	34.6	12.73	35.14	100	172	P	V
Remark	1. No other spurious found. 2. All results are PASS against Peak and Average limit line.												



Band 3 5470~5725MHz
WIFI 802.11ac VHT80 (Harmonic @ 3m)

WIFI	Note	Frequency (MHz)	Level (dBμV/m)	Over Limit (dB)	Limit Line (dBμV/m)	Read Level (dBμV)	Antenna Factor (dB/m)	Cable Loss (dB)	Preamp Factor (dB)	Ant Pos (cm)	Table Pos (deg)	Peak Avg. (P/A)	Pol. (H/V)
802.11ac VHT80 CH 106 5530MHz		11060	45.64	-28.36	74	46.99	38.61	18.47	58.43	100	0	P	H
		16590	50.25	-17.95	68.2	40.33	42.97	23	56.05	100	0	P	H
													H
													H
		11060	45.9	-28.1	74	47.25	38.61	18.47	58.43	100	0	P	V
		16590	50.9	-17.3	68.2	40.98	42.97	23	56.05	100	0	P	V
													V
802.11ac VHT80 CH 122 5610MHz		11220	46.27	-27.73	74	46.84	38.85	18.62	58.04	100	0	P	H
		16830	50.53	-17.67	68.2	40.42	42.87	23.14	55.9	100	0	P	H
													H
													H
		11220	47.94	-26.06	74	48.51	38.85	18.62	58.04	100	0	P	V
		16830	50.49	-17.71	68.2	40.38	42.87	23.14	55.9	100	0	P	V
													V
Remark	1. No other spurious found.												
	2. All results are PASS against Peak and Average limit line.												



Band 3 - Straddle Channel
WIFI 802.11a (Band Edge @ 3m)

WIFI	Note	Frequency	Level	Over	Limit	Read	Antenna	Cable	Preamp	Ant	Table	Peak	Pol.
		(MHz)	(dBμV/m)	(dB)	(dBμV/m)	(dBμV)	(dB/m)	(dB)	(dB)	(cm)	(deg)	(P/A)	(H/V)
802.11a CH 144 5720MHz	*	5720	119.37	-	-	107.18	34.6	12.73	35.14	100	226	P	H
	*	5720	112.01	-	-	99.82	34.6	12.73	35.14	100	226	A	H
													H
													H
													H
	*	5720	108.67	-	-	96.48	34.6	12.73	35.14	100	180	P	V
	*	5720	101.16	-	-	88.97	34.6	12.73	35.14	100	180	A	V
													V
													V
													V
													V
	Remark	1. No other spurious found. 2. All results are PASS against Peak and Average limit line.											



Band 3 - Straddle Channel
WIFI 802.11a (Harmonic @ 3m)

WIFI	Note	Frequency (MHz)	Level (dBµV/m)	Over Limit (dB)	Limit Line (dBµV/m)	Read Level (dBµV)	Antenna Factor (dB/m)	Cable Loss (dB)	Preamp Factor (dB)	Ant Pos (cm)	Table Pos (deg)	Peak Avg. (P/A)	Pol. (H/V)
802.11a CH 144 5720MHz		11440	47.71	-26.29	74	47.15	39.19	18.84	57.47	100	0	P	H
		17160	50.67	-17.53	68.2	40.61	42.53	23.33	55.8	100	0	P	H
													H
													H
		11440	44.67	-29.33	74	44.11	39.19	18.84	57.47	100	0	P	V
		17160	50.75	-17.45	68.2	40.69	42.53	23.33	55.8	100	0	P	V
													V
													V
Remark	1. No other spurious found. 2. All results are PASS against Peak and Average limit line.												



Band 3 - Straddle Channel
WIFI 802.11ac VHT20 (Band Edge @ 3m)

WIFI	Note	Frequency (MHz)	Level (dBμV/m)	Over Limit (dB)	Limit Line (dBμV/m)	Read Level (dBμV)	Antenna Factor (dB/m)	Cable Loss (dB)	Preamp Factor (dB)	Ant Pos (cm)	Table Pos (deg)	Peak Avg. (P/A)	Pol. (H/V)
802.11ac VHT20 CH 144 5720MHz	*	5720	118.77	-	-	106.58	34.6	12.73	35.14	100	220	P	H
	*	5720	110.83	-	-	98.64	34.6	12.73	35.14	100	220	A	H
													H
													H
													H
													H
	*	5720	108.85	-	-	96.66	34.6	12.73	35.14	100	176	P	V
	*	5720	100.93	-	-	88.74	34.6	12.73	35.14	100	176	A	V
													V
													V
Remark	1. No other spurious found. 2. All results are PASS against Peak and Average limit line.												



Band 3 - Straddle Channel
WIFI 802.11ac VHT20 (Harmonic @ 3m)

WIFI	Note	Frequency (MHz)	Level (dBµV/m)	Over Limit (dB)	Limit Line (dBµV/m)	Read Level (dBµV)	Antenna Factor (dB/m)	Cable Loss (dB)	Preamp Factor (dB)	Ant Pos (cm)	Table Pos (deg)	Peak Avg. (P/A)	Pol. (H/V)	
802.11ac VHT20 CH 144 5720MHz		11440	45.16	-28.84	74	44.6	39.19	18.84	57.47	100	0	P	H	
		17160	51	-17.2	68.2	40.94	42.53	23.33	55.8	100	0	P	H	
													H	
													H	
			11440	44.27	-29.73	74	43.71	39.19	18.84	57.47	100	0	P	V
			17160	50.74	-17.46	68.2	40.68	42.53	23.33	55.8	100	0	P	V
														V
													V	
Remark	1. No other spurious found. 2. All results are PASS against Peak and Average limit line.													



Band 3 - Straddle Channel
WIFI 802.11ac VHT40 (Band Edge @ 3m)

WIFI	Note	Frequency (MHz)	Level (dBμV/m)	Over Limit (dB)	Limit Line (dBμV/m)	Read Level (dBμV)	Antenna Factor (dB/m)	Cable Loss (dB)	Preamp Factor (dB)	Ant Pos (cm)	Table Pos (deg)	Peak Avg. (P/A)	Pol. (H/V)
802.11ac VHT40 CH 142 5710MHz	*	5710	117.2	-	-	105.01	34.6	12.73	35.14	100	226	P	H
	*	5710	109.53	-	-	97.34	34.6	12.73	35.14	100	226	A	H
													H
													H
													H
													H
	*	5710	105.32	-	-	93.13	34.6	12.73	35.14	100	132	P	V
	*	5710	98.07	-	-	85.88	34.6	12.73	35.14	100	132	A	V
													V
													V
												V	
												V	
Remark	1. No other spurious found. 2. All results are PASS against Peak and Average limit line.												



Band 3 - Straddle Channel
WIFI 802.11ac VHT40 (Harmonic @ 3m)

WIFI	Note	Frequency (MHz)	Level (dBµV/m)	Over Limit (dB)	Limit Line (dBµV/m)	Read Level (dBµV)	Antenna Factor (dB/m)	Cable Loss (dB)	Preamp Factor (dB)	Ant Pos (cm)	Table Pos (deg)	Peak Avg. (P/A)	Pol. (H/V)	
802.11ac VHT40 CH 142 5710MHz		11420	44.02	-29.98	74	43.57	39.17	18.8	57.52	100	0	P	H	
		17130	49.41	-18.79	68.2	39.31	42.59	23.31	55.8	100	0	P	H	
													H	
													H	
			11420	44.69	-29.31	74	44.24	39.17	18.8	57.52	100	0	P	V
			17130	49.41	-18.79	68.2	39.31	42.59	23.31	55.8	100	0	P	V
														V
													V	
Remark	1. No other spurious found. 2. All results are PASS against Peak and Average limit line.													



Band 3 - Straddle Channel
WIFI 802.11ac VHT80 (Band Edge @ 3m)

WIFI	Note	Frequency (MHz)	Level (dBμV/m)	Over Limit (dB)	Limit Line (dBμV/m)	Read Level (dBμV)	Antenna Factor (dB/m)	Cable Loss (dB)	Preamp Factor (dB)	Ant Pos (cm)	Table Pos (deg)	Peak Avg. (P/A)	Pol. (H/V)
802.11ac VHT80 CH 138 5690MHz	*	5690	113.49	-	-	101.36	34.6	12.67	35.14	100	226	P	H
	*	5690	105.62	-	-	93.49	34.6	12.67	35.14	100	226	A	H
													H
													H
													H
													H
	*	5690	101.77	-	-	89.64	34.6	12.67	35.14	100	132	P	V
	*	5690	94.07	-	-	81.94	34.6	12.67	35.14	100	132	A	V
													V
													V
Remark	1. No other spurious found. 2. All results are PASS against Peak and Average limit line.												



Band 3 - Straddle Channel
WIFI 802.11ac VHT80 (Harmonic @ 3m)

WIFI	Note	Frequency (MHz)	Level (dBµV/m)	Over Limit (dB)	Limit Line (dBµV/m)	Read Level (dBµV)	Antenna Factor (dB/m)	Cable Loss (dB)	Preamp Factor (dB)	Ant Pos (cm)	Table Pos (deg)	Peak Avg. (P/A)	Pol. (H/V)
802.11ac VHT80 CH 138 5690MHz		11380	44.66	-29.34	74	44.38	39.11	18.77	57.6	100	0	P	H
		17070	50.27	-17.93	68.2	40.1	42.69	23.28	55.8	100	0	P	H
													H
													H
		11380	44.65	-29.35	74	44.37	39.11	18.77	57.6	100	0	P	V
		17070	50.32	-17.88	68.2	40.15	42.69	23.28	55.8	100	0	P	V
													V
													V
Remark	1. No other spurious found. 2. All results are PASS against Peak and Average limit line.												



Emission below 1GHz

WIFI 802.11a (LF @ 3m)

WIFI	Note	Frequency	Level	Over	Limit	Read	Antenna	Cable	Preamp	Ant	Table	Peak	Pol.	
		(MHz)	(dBμV/m)	(dB)	(dBμV/m)	(dBμV)	(dB/m)	(dB)	(dB)	(cm)	(deg)	(P/A)	(H/V)	
802.11a LF		30.27	28.25	-11.75	40	31.89	26	1.71	31.35			P	H	
		160.14	31.91	-11.59	43.5	43.78	17	2.62	31.49			P	H	
		291.09	34.31	-11.69	46	42.63	19.71	3.28	31.31			P	H	
		300.7	31.92	-14.08	46	39.96	19.83	3.43	31.3			P	H	
		519.8	37.98	-8.02	46	40.44	24.36	4.13	30.95	100	84	P	H	
		939.1	33.82	-12.18	46	29.07	29.94	5.33	30.52			P	H	
													H	
													H	
													H	
													H	
													H	
													H	
			30.54	34.58	-5.42	40	38.77	25.46	1.71	31.36	100	142	P	V
			92.1	28.5	-15	43.5	42.6	15.36	2.11	31.57			P	V
			294.33	30.79	-15.21	46	39.07	19.75	3.28	31.31			P	V
			325.2	33.48	-12.52	46	40.81	20.5	3.43	31.26			P	V
			519.8	37.17	-8.83	46	39.63	24.36	4.13	30.95			P	V
			650	35.8	-10.2	46	36.07	25.9	4.59	30.76			P	V
													V	
													V	
													V	
													V	
													V	
													V	
Remark	1. No other spurious found. 2. All results are PASS against limit line.													



<Ant. No. 2 Chain 0>

Band 1 - 5150~5250MHz
WIFI 802.11a (Band Edge @ 3m)

WIFI	Note	Frequency	Level	Over Limit	Limit Line	Read Level	Antenna Factor	Cable Loss	Preamp Factor	Ant Pos	Table Pos	Peak Avg.	Pol.
		(MHz)	(dBμV/m)	(dB)	(dBμV/m)	(dBμV)	(dB/m)	(dB)	(dB)	(cm)	(deg)	(P/A)	(H/V)
802.11a CH 36 5180MHz		5149.5	56.15	-17.85	74	45.55	33.69	11.99	35.08	100	229	P	H
		5150	47.47	-6.53	54	36.87	33.69	11.99	35.08	100	229	A	H
	*	5180	104.2	-	-	93.51	33.78	11.99	35.08	100	229	P	H
	*	5180	96.7	-	-	86.01	33.78	11.99	35.08	100	229	A	H
		5149.24	54.8	-19.2	74	44.2	33.69	11.99	35.08	380	279	P	V
		5150	46.69	-7.31	54	36.09	33.69	11.99	35.08	380	279	A	V
	*	5180	106.49	-	-	95.8	33.78	11.99	35.08	380	279	P	V
	*	5180	98.91	-	-	88.22	33.78	11.99	35.08	380	279	A	V
802.11a CH 44 5220MHz		5139.88	51.29	-22.71	74	40.73	33.69	11.95	35.08	100	229	P	H
		5150	41.61	-12.39	54	31.01	33.69	11.99	35.08	100	229	A	H
	*	5220	107.46	-	-	96.64	33.86	12.04	35.08	100	229	P	H
	*	5220	99.77	-	-	88.95	33.86	12.04	35.08	100	229	A	H
		5434.52	50.31	-23.69	74	38.34	34.43	12.63	35.09	100	229	P	H
		5440.96	41.53	-12.47	54	29.56	34.43	12.63	35.09	100	229	A	H
		5133.38	49.03	-24.97	74	38.51	33.65	11.95	35.08	379	258	P	V
		5150	40.06	-13.94	54	29.46	33.69	11.99	35.08	379	258	A	V
	*	5220	109.13	-	-	98.31	33.86	12.04	35.08	379	258	P	V
	*	5220	101.34	-	-	90.52	33.86	12.04	35.08	379	258	A	V
		5441.8	50.81	-23.19	74	38.84	34.43	12.63	35.09	379	258	P	V
	5436.48	41.43	-12.57	54	29.46	34.43	12.63	35.09	379	258	A	V	
Remark	1. No other spurious found. 2. All results are PASS against Peak and Average limit line.												



Band 1 5150~5250MHz

WIFI 802.11a (Harmonic @ 3m)

WIFI	Note	Frequency (MHz)	Level (dBμV/m)	Over Limit (dB)	Limit Line (dBμV/m)	Read Level (dBμV)	Antenna Factor (dB/m)	Cable Loss (dB)	Preamp Factor (dB)	Ant Pos (cm)	Table Pos (deg)	Peak Avg. (P/A)	Pol. (H/V)
802.11a CH 48 5240MHz		10480	47.21	-26.79	74	49.29	39.19	17.94	59.21	100	0	P	H
		15720	55.39	-18.61	74	48.29	41.45	22.37	56.72	100	214	P	H
		15720	44.98	-9.02	54	37.88	41.45	22.37	56.72	100	214	A	H
													H
		10480	47.02	-26.98	74	49.1	39.19	17.94	59.21	100	0	P	V
		15720	51.17	-22.83	74	44.07	41.45	22.37	56.72	100	0	P	V
													V
													V
Remark	1. No other spurious found. 2. All results are PASS against Peak and Average limit line.												



Band 2 - 5250~5350MHz
WIFI 802.11a (Band Edge @ 3m)

WIFI	Note	Frequency	Level	Over	Limit	Read	Antenna	Cable	Preamp	Ant	Table	Peak	Pol.
		(MHz)	(dBμV/m)	(dB)	(dBμV/m)	(dBμV)	(dB/m)	(dB)	(dB)	(cm)	(deg)	(P/A)	(H/V)
802.11a CH 60 5300MHz		5087.85	48.64	-25.36	74	38.29	33.52	11.9	35.07	100	231	P	H
		5129.85	39.74	-14.26	54	29.22	33.65	11.95	35.08	100	231	A	H
	*	5300	107.44	-	-	96.16	34.08	12.28	35.08	100	231	P	H
	*	5300	99.7	-	-	88.42	34.08	12.28	35.08	100	231	A	H
		5350.32	56.03	-17.97	74	44.37	34.21	12.53	35.08	100	231	P	H
		5350.08	45.87	-8.13	54	34.21	34.21	12.53	35.08	100	231	A	H
		5133.35	48.91	-25.09	74	38.39	33.65	11.95	35.08	361	282	P	V
		5073.85	39.71	-14.29	54	29.36	33.52	11.9	35.07	361	282	A	V
	*	5300	108.95	-	-	97.67	34.08	12.28	35.08	361	282	P	V
	*	5300	101.16	-	-	89.88	34.08	12.28	35.08	361	282	A	V
		5352.48	51.83	-22.17	74	40.17	34.21	12.53	35.08	361	282	P	V
		5350.08	42.8	-11.2	54	31.14	34.21	12.53	35.08	361	282	A	V
802.11a CH 64 5320MHz	*	5320	105.18	-	-	93.73	34.12	12.41	35.08	100	296	P	H
	*	5320	97.78	-	-	86.33	34.12	12.41	35.08	100	296	A	H
		5351.04	52.35	-21.65	74	40.69	34.21	12.53	35.08	100	296	P	H
		5350.24	45.45	-8.55	54	33.79	34.21	12.53	35.08	100	296	A	H
													H
													H
	*	5320	107.28	-	-	95.83	34.12	12.41	35.08	380	278	P	V
	*	5320	99.84	-	-	88.39	34.12	12.41	35.08	380	278	A	V
		5352.48	54.87	-19.13	74	43.21	34.21	12.53	35.08	380	278	P	V
		5350.08	46.46	-7.54	54	34.8	34.21	12.53	35.08	380	278	A	V
												V	
												V	
Remark	1. No other spurious found. 2. All results are PASS against Peak and Average limit line.												



Band 2 5250~5350MHz

WIFI 802.11a (Harmonic @ 3m)

WIFI	Note	Frequency (MHz)	Level (dBμV/m)	Over Limit (dB)	Limit Line (dBμV/m)	Read Level (dBμV)	Antenna Factor (dB/m)	Cable Loss (dB)	Preamp Factor (dB)	Ant Pos (cm)	Table Pos (deg)	Peak Avg. (P/A)	Pol. (H/V)
802.11a CH 52 5260MHz		11520	47.46	-26.54	74	46.53	39.28	18.92	57.27	100	0	P	H
		15780	50.68	-23.32	74	43.4	41.55	22.41	56.68	100	0	P	H
													H
													H
		11520	47.15	-26.85	74	46.22	39.28	18.92	57.27	100	0	P	V
		15780	50.61	-23.39	74	43.33	41.55	22.41	56.68	100	0	P	V
													V
													V
Remark	1. No other spurious found. 2. All results are PASS against Peak and Average limit line.												



Band 3 - 5470~5725MHz
WIFI 802.11a (Band Edge @ 3m)

WIFI	Note	Frequency	Level	Over	Limit	Read	Antenna	Cable	Preamp	Ant	Table	Peak	Pol.	
		(MHz)	(dBμV/m)	(dB)	(dBμV/m)	(dBμV)	(dB/m)	(dB)	(dB)	(cm)	(deg)	(P/A)	(H/V)	
802.11a CH 100 5500MHz		5459.92	58.95	-15.05	74	46.94	34.47	12.63	35.09	238	209	P	H	
		5469.36	63.62	-4.58	68.2	51.59	34.51	12.61	35.09	238	209	P	H	
		5459.76	48.24	-5.76	54	36.23	34.47	12.63	35.09	238	209	A	H	
	*	5500	107.94	-	-	95.82	34.6	12.61	35.09	238	209	P	H	
	*	5500	99.98	-	-	87.86	34.6	12.61	35.09	238	209	A	H	
														H
			5459.76	58.02	-15.98	74	46.01	34.47	12.63	35.09	375	259	P	V
			5469.52	63.78	-4.42	68.2	51.75	34.51	12.61	35.09	375	259	P	V
			5459.12	48.27	-5.73	54	36.26	34.47	12.63	35.09	375	259	A	V
	*		5500	109.81	-	-	97.69	34.6	12.61	35.09	375	259	P	V
	*		5500	101.44	-	-	89.32	34.6	12.61	35.09	375	259	A	V
														V
802.11a CH 140 5700MHz	*	5700	103.8	-	-	91.67	34.6	12.67	35.14	100	299	P	H	
	*	5700	96.51	-	-	84.38	34.6	12.67	35.14	100	299	A	H	
			5725.24	57.96	-10.24	68.2	45.77	34.6	12.73	35.14	100	299	P	H
														H
														H
														H
	*		5700	105.33	-	-	93.2	34.6	12.67	35.14	380	271	P	V
	*		5700	97.98	-	-	85.85	34.6	12.67	35.14	380	271	A	V
				5725.32	60.15	-8.05	68.2	47.96	34.6	12.73	380	271	P	V
														V
													V	
													V	
Remark	1. No other spurious found. 2. All results are PASS against Peak and Average limit line.													



Band 3 - 5470~5725MHz
WIFI 802.11a (Harmonic @ 3m)

WIFI	Note	Frequency (MHz)	Level (dBµV/m)	Over Limit (dB)	Limit Line (dBµV/m)	Read Level (dBµV)	Antenna Factor (dB/m)	Cable Loss (dB)	Preamp Factor (dB)	Ant Pos (cm)	Table Pos (deg)	Peak Avg. (P/A)	Pol. (H/V)
802.11a CH 116 5580MHz		11160	45.74	-28.26	74	46.56	38.77	18.58	58.17	100	0	P	H
		16740	51.09	-17.11	68.2	41.08	42.9	23.07	55.96	100	0	P	H
													H
													H
		11160	47.21	-26.79	74	48.03	38.77	18.58	58.17	100	0	P	V
		16740	50.17	-18.03	68.2	40.16	42.9	23.07	55.96	100	0	P	V
													V
													V
Remark	1. No other spurious found. 2. All results are PASS against Peak and Average limit line.												



Band 3 - Straddle Channel
WIFI 802.11a (Band Edge @ 3m)

WIFI	Note	Frequency	Level	Over	Limit	Read	Antenna	Cable	Preamp	Ant	Table	Peak	Pol.
Ant.				Limit	Line	Level	Factor	Loss	Factor	Pos	Pos	Avg.	
1		(MHz)	(dBμV/m)	(dB)	(dBμV/m)	(dBμV)	(dB/m)	(dB)	(dB)	(cm)	(deg)	(P/A)	(H/V)
802.11a CH 144 5720MHz	*	5720	110.58	36.58	74	98.39	34.6	12.73	35.14	380	38	P	
	*	5720	101.82	47.82	54	89.63	34.6	12.73	35.14	380	38	P	
	*	5720	111.56	37.56	74	99.37	34.6	12.73	35.14	380	90	P	
	*	5720	102.88	48.88	54	90.69	34.6	12.73	35.14	380	90	P	
Remark	1. No other spurious found. 2. All results are PASS against Peak and Average limit line.												



Band 3 - Straddle Channel
WIFI 802.11a (Harmonic @ 3m)

WIFI	Note	Frequency (MHz)	Level (dBµV/m)	Over Limit (dB)	Limit Line (dBµV/m)	Read Level (dBµV)	Antenna Factor (dB/m)	Cable Loss (dB)	Preamp Factor (dB)	Ant Pos (cm)	Table Pos (deg)	Peak Avg. (P/A)	Pol. (H/V)
802.11a CH 144 5720MHz		11440	45.72	-28.28	74	45.16	39.19	18.84	57.47	100	0	P	H
		17160	50.76	-17.44	68.2	40.7	42.53	23.33	55.8	100	0	P	H
													H
													H
		11440	45.91	-28.09	74	45.35	39.19	18.84	57.47	100	0	P	V
		17160	50.28	-17.92	68.2	40.22	42.53	23.33	55.8	100	0	P	V
													V
													V
Remark	1. No other spurious found. 2. All results are PASS against Peak and Average limit line.												



Emission below 1GHz

WIFI 802.11a (LF @ 3m)

WIFI	Note	Frequency	Level	Over	Limit	Read	Antenna	Cable	Preamp	Ant	Table	Peak	Pol.	
		(MHz)	(dBμV/m)	(dB)	(dBμV/m)	(dBμV)	(dB/m)	(dB)	(dB)	(cm)	(deg)	(P/A)	(H/V)	
802.11a LF		30	29.49	-10.51	40	33.13	26	1.71	31.35			P	H	
		196.32	32.51	-10.99	43.5	45.44	15.8	2.72	31.45			P	H	
		270.84	36.41	-9.59	46	45.08	19.39	3.28	31.34			P	H	
		316.1	33.58	-12.42	46	41.16	20.26	3.43	31.27			P	H	
		519.8	38.55	-7.45	46	41.01	24.36	4.13	30.95	100	98	P	H	
		958.7	35.26	-10.74	46	30.15	30.22	5.4	30.51			P	H	
													H	
													H	
													H	
													H	
													H	
													H	
			30.81	35.41	-4.59	40	39.6	25.46	1.71	31.36	100	111	P	V
			41.88	34.45	-5.55	40	44.97	19.28	1.71	31.51			P	V
			65.1	33.58	-6.42	40	50.71	12.35	2.11	31.59			P	V
			325.2	34.7	-11.3	46	42.03	20.5	3.43	31.26			P	V
			519.8	35.98	-10.02	46	38.44	24.36	4.13	30.95			P	V
			974.8	35.93	-18.07	54	30.79	30.25	5.4	30.51			P	V
														V
														V
													V	
													V	
													V	
Remark	1. No other spurious found. 2. All results are PASS against limit line.													



<Ant. No. 2 Chain 1>

Band 1 - 5150~5250MHz
WIFI 802.11a (Band Edge @ 3m)

WIFI	Note	Frequency	Level	Over Limit	Limit Line	Read Level	Antenna Factor	Cable Loss	Preamp Factor	Ant Pos	Table Pos	Peak Avg.	Pol.
		(MHz)	(dBμV/m)	(dB)	(dBμV/m)	(dBμV)	(dB/m)	(dB)	(dB)	(cm)	(deg)	(P/A)	(H/V)
802.11a CH 36 5180MHz		5145.86	55.71	-18.29	74	45.11	33.69	11.99	35.08	200	147	P	H
		5149.5	44.53	-9.47	54	33.93	33.69	11.99	35.08	200	147	A	H
	*	5180	104.84	-	-	94.15	33.78	11.99	35.08	200	147	P	H
	*	5180	96.72	-	-	86.03	33.78	11.99	35.08	200	147	A	H
		5146.12	51.13	-22.87	74	40.53	33.69	11.99	35.08	379	79	P	V
		5148.72	43.11	-10.89	54	32.51	33.69	11.99	35.08	379	79	A	V
	*	5180	106.46	-	-	95.77	33.78	11.99	35.08	379	79	P	V
	*	5180	98.3	-	-	87.61	33.78	11.99	35.08	379	79	A	V
802.11a CH 44 5220MHz		5139.1	52.34	-21.66	74	41.82	33.65	11.95	35.08	100	157	P	H
		5150	42.37	-11.63	54	31.77	33.69	11.99	35.08	100	157	A	H
	*	5220	108.62	-	-	97.8	33.86	12.04	35.08	100	157	P	H
	*	5220	100.25	-	-	89.43	33.86	12.04	35.08	100	157	A	H
		5388.88	50.75	-23.25	74	38.89	34.3	12.65	35.09	100	157	P	H
		5430.6	41.68	-12.32	54	29.71	34.43	12.63	35.09	100	157	A	H
		5144.3	50	-24	74	39.4	33.69	11.99	35.08	380	110	P	V
		5149.76	41.25	-12.75	54	30.65	33.69	11.99	35.08	380	110	A	V
	*	5220	108.31	-	-	97.49	33.86	12.04	35.08	380	110	P	V
	*	5220	100.06	-	-	89.24	33.86	12.04	35.08	380	110	A	V
		5448.8	50.7	-23.3	74	38.69	34.47	12.63	35.09	380	110	P	V
	5431.72	41.85	-12.15	54	29.88	34.43	12.63	35.09	380	110	A	V	
Remark	1. No other spurious found. 2. All results are PASS against Peak and Average limit line.												



Band 1 5150~5250MHz

WIFI 802.11a (Harmonic @ 3m)

WIFI	Note	Frequency (MHz)	Level (dBμV/m)	Over Limit (dB)	Limit Line (dBμV/m)	Read Level (dBμV)	Antenna Factor (dB/m)	Cable Loss (dB)	Preamp Factor (dB)	Ant Pos (cm)	Table Pos (deg)	Peak Avg. (P/A)	Pol. (H/V)
802.11a CH 48 5240MHz		10480	47.21	-26.79	74	49.29	39.19	17.94	59.21	100	0	P	H
		15720	50.91	-23.09	74	43.81	41.45	22.37	56.72	100	0	P	H
													H
													H
		10480	46.93	-27.07	74	49.01	39.19	17.94	59.21	100	0	P	V
		15720	50.43	-23.57	74	43.33	41.45	22.37	56.72	100	0	P	V
													V
													V
Remark	1. No other spurious found. 2. All results are PASS against Peak and Average limit line.												



Band 2 - 5250~5350MHz
WIFI 802.11a (Band Edge @ 3m)

WIFI	Note	Frequency	Level	Over	Limit	Read	Antenna	Cable	Preamp	Ant	Table	Peak	Pol.
		(MHz)	(dBμV/m)	(dB)	(dBμV/m)	(dBμV)	(dB/m)	(dB)	(dB)	(cm)	(deg)	(P/A)	(H/V)
802.11a CH 60 5300MHz		5137.2	49.64	-24.36	74	39.12	33.65	11.95	35.08	240	126	P	H
		5143.85	40.3	-13.7	54	29.7	33.69	11.99	35.08	240	126	A	H
	*	5300	108.52	-	-	97.24	34.08	12.28	35.08	240	126	P	H
	*	5300	100.28	-	-	89	34.08	12.28	35.08	240	126	A	H
		5352	55.32	-18.68	74	43.66	34.21	12.53	35.08	240	126	P	H
		5350.08	46.69	-7.31	54	35.03	34.21	12.53	35.08	240	126	A	H
		5101.5	48.89	-25.11	74	38.45	33.56	11.95	35.07	379	75	P	V
		5085.05	40.24	-13.76	54	29.89	33.52	11.9	35.07	379	75	A	V
	*	5300	108.31	-	-	97.03	34.08	12.28	35.08	379	75	P	V
	*	5300	99.88	-	-	88.6	34.08	12.28	35.08	379	75	A	V
		5351.04	54.98	-19.02	74	43.32	34.21	12.53	35.08	379	75	P	V
		5350.08	46.05	-7.95	54	34.39	34.21	12.53	35.08	379	75	A	V
802.11a CH 64 5320MHz	*	5320	107.14	-	-	95.69	34.12	12.41	35.08	225	56	P	H
	*	5320	99.03	-	-	87.58	34.12	12.41	35.08	225	56	A	H
		5350.08	56.53	-17.47	74	44.87	34.21	12.53	35.08	225	56	P	H
		5350.56	47.3	-6.7	54	35.64	34.21	12.53	35.08	225	56	A	H
													H
													H
	*	5320	106.85	-	-	95.4	34.12	12.41	35.08	379	109	P	V
	*	5320	98.67	-	-	87.22	34.12	12.41	35.08	379	109	A	V
		5350.88	55.24	-18.76	74	43.58	34.21	12.53	35.08	379	109	P	V
		5350.08	46.82	-7.18	54	35.16	34.21	12.53	35.08	379	109	A	V
												V	
												V	
Remark	1. No other spurious found. 2. All results are PASS against Peak and Average limit line.												



Band 2 5250~5350MHz

WIFI 802.11a (Harmonic @ 3m)

WIFI	Note	Frequency (MHz)	Level (dBµV/m)	Over Limit (dB)	Limit Line (dBµV/m)	Read Level (dBµV)	Antenna Factor (dB/m)	Cable Loss (dB)	Preamp Factor (dB)	Ant Pos (cm)	Table Pos (deg)	Peak Avg. (P/A)	Pol. (H/V)
802.11a CH 52 5260MHz		10520	48.28	-25.72	74	50.3	39.18	17.98	59.18	100	0	P	H
		15780	50.12	-23.88	74	42.84	41.55	22.41	56.68	100	0	P	H
													H
													H
		10520	47.93	-26.07	74	49.95	39.18	17.98	59.18	100	0	P	V
		15780	50.92	-23.08	74	43.64	41.55	22.41	56.68	100	0	P	V
													V
													V
Remark	1. No other spurious found. 2. All results are PASS against Peak and Average limit line.												



Band 3 - 5470~5725MHz
WIFI 802.11a (Band Edge @ 3m)

WIFI	Note	Frequency	Level	Over	Limit	Read	Antenna	Cable	Preamp	Ant	Table	Peak	Pol.	
		(MHz)	(dBμV/m)	(dB)	(dBμV/m)	(dBμV)	(dB/m)	(dB)	(dB)	(cm)	(deg)	(P/A)	(H/V)	
802.11a CH 100 5500MHz		5458.64	53.5	-20.5	74	41.49	34.47	12.63	35.09	200	141	P	H	
		5465.84	55.76	-12.44	68.2	43.73	34.51	12.61	35.09	200	141	P	H	
		5457.68	45.36	-8.64	54	33.35	34.47	12.63	35.09	200	141	A	H	
	*	5500	105.34	-	-	93.22	34.6	12.61	35.09	200	141	P	H	
	*	5500	97.01	-	-	84.89	34.6	12.61	35.09	200	141	A	H	
														H
			5442.64	52.19	-21.81	74	40.22	34.43	12.63	35.09	300	86	P	V
			5468.08	53.34	-14.86	68.2	41.31	34.51	12.61	35.09	300	86	P	V
			5459.92	42.71	-11.29	54	30.7	34.47	12.63	35.09	300	86	A	V
	*	5500	104.61	-	-	92.49	34.6	12.61	35.09	300	86	P	V	
	*	5500	96.42	-	-	84.3	34.6	12.61	35.09	300	86	A	V	
														V
802.11a CH 140 5700MHz	*	5700	105.7	-	-	93.57	34.6	12.67	35.14	225	55	P	H	
	*	5700	97.44	-	-	85.31	34.6	12.67	35.14	225	55	A	H	
		5726.28	56.76	-11.44	68.2	44.57	34.6	12.73	35.14	225	55	P	H	
													H	
													H	
													H	
	*	5700	103.8	-	-	91.67	34.6	12.67	35.14	379	79	P	V	
	*	5700	95.23	-	-	83.1	34.6	12.67	35.14	379	79	A	V	
		5725.88	55.24	-12.96	68.2	43.05	34.6	12.73	35.14	379	79	P	V	
														V
													V	
													V	
Remark	1. No other spurious found. 2. All results are PASS against Peak and Average limit line.													



Band 3 - 5470~5725MHz

WIFI 802.11a (Harmonic @ 3m)

WIFI	Note	Frequency (MHz)	Level (dBµV/m)	Over Limit (dB)	Limit Line (dBµV/m)	Read Level (dBµV)	Antenna Factor (dB/m)	Cable Loss (dB)	Preamp Factor (dB)	Ant Pos (cm)	Table Pos (deg)	Peak Avg. (P/A)	Pol. (H/V)
802.11a CH 116 5580MHz		11160	47.02	-26.98	74	47.84	38.77	18.58	58.17	100	0	P	H
		16740	50.96	-17.24	68.2	40.95	42.9	23.07	55.96	100	0	P	H
													H
													H
		11160	46.6	-27.4	74	47.42	38.77	18.58	58.17	100	0	P	V
		16740	51.15	-17.05	68.2	41.14	42.9	23.07	55.96	100	0	P	V
													V
													V
Remark	1. No other spurious found. 2. All results are PASS against Peak and Average limit line.												



Band 3 - Straddle Channel
WIFI 802.11a (Band Edge @ 3m)

WIFI	Note	Frequency	Level	Over	Limit	Read	Antenna	Cable	Preamp	Ant	Table	Peak	Pol.	
		(MHz)	(dBμV/m)	(dB)	(dBμV/m)	(dBμV)	(dB/m)	(dB)	(dB)	(cm)	(deg)	(P/A)	(H/V)	
802.11a CH 144 5720MHz	*	5720	108.83	-	-	96.64	34.6	12.73	35.14	100	149	P	H	
	*	5720	100.89	-	-	88.7	34.6	12.73	35.14	100	149	A	H	
													H	
													H	
													H	
	*	5720	108.03	-	-	95.84	34.6	12.73	35.14	100	115	P	V	
	*	5720	100.44	-	-	88.25	34.6	12.73	35.14	100	115	A	V	
														V
														V
														V
														V
	Remark	1. No other spurious found. 2. All results are PASS against Peak and Average limit line.												



Band 3 - Straddle Channel
WIFI 802.11a (Harmonic @ 3m)

Table with 14 columns: WIFI, Note, Frequency (MHz), Level (dBµV/m), Over Limit (dB), Limit Line (dBµV/m), Read Level (dBµV), Antenna Factor (dB/m), Cable Loss (dB), Preamp Factor (dB), Ant Pos (cm), Table Pos (deg), Peak Avg. (P/A), Pol. (H/V). Rows include data for 802.11a CH 144 5720MHz and a Remark section.



Emission below 1GHz

WIFI 802.11a (LF @ 3m)

WIFI	Note	Frequency	Level	Over	Limit	Read	Antenna	Cable	Preamp	Ant	Table	Peak	Pol.	
		(MHz)	(dBμV/m)	(dB)	(dBμV/m)	(dBμV)	(dB/m)	(dB)	(dB)	(cm)	(deg)	(P/A)	(H/V)	
802.11a LF		196.32	33.24	-10.26	43.5	46.17	15.8	2.72	31.45			P	H	
		240.6	33.25	-12.75	46	43.52	18.09	3.03	31.39			P	H	
		274.62	36.39	-9.61	46	45.1	19.35	3.28	31.34			P	H	
		390.3	33.18	-12.82	46	38.35	22.16	3.82	31.15			P	H	
		519.8	38.78	-7.22	46	41.24	24.36	4.13	30.95	100	116	P	H	
		996.5	34.97	-19.03	54	29.65	30.29	5.54	30.51			P	H	
														H
														H
														H
														H
														H
														H
														H
			30.81	34.77	-5.23	40	38.96	25.46	1.71	31.36	100	57	P	V
			65.1	33.49	-6.51	40	50.62	12.35	2.11	31.59			P	V
			132.06	35.43	-8.07	43.5	46.38	18.24	2.34	31.53			P	V
			325.2	35.53	-10.47	46	42.86	20.5	3.43	31.26			P	V
			519.8	34.85	-11.15	46	37.31	24.36	4.13	30.95			P	V
			974.8	35.66	-18.34	54	30.52	30.25	5.4	30.51			P	V
														V
													V	
													V	
													V	
													V	
													V	
Remark	1. No other spurious found. 2. All results are PASS against limit line.													



<Ant. No. 2 Chain 0+1>

Band 1 - 5150~5250MHz
WIFI 802.11a (Band Edge @ 3m)

WIFI	Note	Frequency	Level	Over Limit	Limit Line	Read Level	Antenna Factor	Cable Loss	Preamp Factor	Ant Pos	Table Pos	Peak Avg.	Pol.
		(MHz)	(dBμV/m)	(dB)	(dBμV/m)	(dBμV)	(dB/m)	(dB)	(dB)	(cm)	(deg)	(P/A)	(H/V)
802.11a CH 36 5180MHz		5146.9	49.31	-24.69	74	38.71	33.69	11.99	35.08	220	161	P	H
		5130.52	40.1	-13.9	54	29.58	33.65	11.95	35.08	220	161	A	H
	*	5180	97.74	-	-	87.05	33.78	11.99	35.08	220	161	P	H
	*	5180	89.99	-	-	79.3	33.78	11.99	35.08	220	161	A	H
		5148.46	56.6	-17.4	74	46	33.69	11.99	35.08	279	21	P	V
		5148.2	47.42	-6.58	54	36.82	33.69	11.99	35.08	279	21	A	V
	*	5180	109.97	-	-	99.28	33.78	11.99	35.08	279	21	P	V
	*	5180	102.73	-	-	92.04	33.78	11.99	35.08	279	21	A	V
802.11a CH 44 5220MHz		5085.54	49.57	-24.43	74	39.22	33.52	11.9	35.07	294	149	P	H
		5147.16	40.17	-13.83	54	29.57	33.69	11.99	35.08	294	149	A	H
	*	5220	103.25	-	-	92.43	33.86	12.04	35.08	294	149	P	H
	*	5220	96.31	-	-	85.49	33.86	12.04	35.08	294	149	A	H
		5394.76	50.49	-23.51	74	38.59	34.34	12.65	35.09	294	149	P	H
		5442.64	41.32	-12.68	54	29.35	34.43	12.63	35.09	294	149	A	H
		5145.86	54.25	-19.75	74	43.65	33.69	11.99	35.08	300	290	P	V
		5150	43.76	-10.24	54	33.16	33.69	11.99	35.08	300	290	A	V
	*	5220	113.47	-	-	102.65	33.86	12.04	35.08	300	290	P	V
	*	5220	105.89	-	-	95.07	33.86	12.04	35.08	300	290	A	V
		5436.2	52.2	-21.8	74	40.23	34.43	12.63	35.09	300	290	P	V
	5431.16	43.46	-10.54	54	31.49	34.43	12.63	35.09	300	290	A	V	
Remark	1. No other spurious found. 2. All results are PASS against Peak and Average limit line.												



Band 1 5150~5250MHz

WIFI 802.11a (Harmonic @ 3m)

WIFI	Note	Frequency (MHz)	Level (dBμV/m)	Over Limit (dB)	Limit Line (dBμV/m)	Read Level (dBμV)	Antenna Factor (dB/m)	Cable Loss (dB)	Preamp Factor (dB)	Ant Pos (cm)	Table Pos (deg)	Peak Avg. (P/A)	Pol. (H/V)
802.11a CH 48 5240MHz		10480	47.03	-26.97	74	49.11	39.19	17.94	59.21	100	0	P	H
		15720	50.49	-23.51	74	43.39	41.45	22.37	56.72	100	0	P	H
													H
													H
		10480	50.1	-23.9	74	52.18	39.19	17.94	59.21	100	0	P	V
		15720	60.44	-13.56	74	53.34	41.45	22.37	56.72	200	182	P	V
		15720	50.98	-3.02	54	43.88	41.45	22.37	56.72	200	182	A	V
													V
Remark	1. No other spurious found. 2. All results are PASS against Peak and Average limit line.												



Band 1 5150~5250MHz
WIFI 802.11ac VHT20 (Band Edge @ 3m)

WIFI	Note	Frequency (MHz)	Level (dBμV/m)	Over Limit (dB)	Limit Line (dBμV/m)	Read Level (dBμV)	Antenna Factor (dB/m)	Cable Loss (dB)	Preamp Factor (dB)	Ant Pos (cm)	Table Pos (deg)	Peak Avg. (P/A)	Pol. (H/V)	
802.11ac VHT20 CH 36 5180MHz		5068.9	49.63	-24.37	74	39.33	33.47	11.9	35.07	100	225	P	H	
		5149.76	40.66	-13.34	54	30.06	33.69	11.99	35.08	100	225	A	H	
	*	5180	97.44	-	-	86.75	33.78	11.99	35.08	100	225	P	H	
	*	5180	89.66	-	-	78.97	33.78	11.99	35.08	100	225	A	H	
													H	
														H
			5148.72	56.52	-17.48	74	45.92	33.69	11.99	35.08	294	22	P	V
			5148.72	47.44	-6.56	54	36.84	33.69	11.99	35.08	294	22	A	V
		*	5180	108.95	-	-	98.26	33.78	11.99	35.08	294	22	P	V
		*	5180	100.96	-	-	90.27	33.78	11.99	35.08	294	22	A	V
													V	
													V	
802.11ac VHT20 CH 44 5220MHz		5111.8	50.02	-23.98	74	39.54	33.6	11.95	35.07	294	149	P	H	
		5137.28	40.27	-13.73	54	29.75	33.65	11.95	35.08	294	149	A	H	
		*	5220	102.63	-	-	91.81	33.86	12.04	35.08	294	149	P	H
		*	5220	95.26	-	-	84.44	33.86	12.04	35.08	294	149	A	H
			5452.72	49.74	-24.26	74	37.73	34.47	12.63	35.09	294	149	P	H
			5451.6	41.45	-12.55	54	29.44	34.47	12.63	35.09	294	149	A	H
			5145.34	55.65	-18.35	74	45.05	33.69	11.99	35.08	294	22	P	V
			5148.72	45.35	-8.65	54	34.75	33.69	11.99	35.08	294	22	A	V
		*	5220	112.59	-	-	101.77	33.86	12.04	35.08	294	22	P	V
		*	5220	105.08	-	-	94.26	33.86	12.04	35.08	294	22	A	V
		5434.52	50.86	-23.14	74	38.89	34.43	12.63	35.09	294	22	P	V	
		5428.92	43.48	-10.52	54	31.51	34.43	12.63	35.09	294	22	A	V	
Remark	1. No other spurious found. 2. All results are PASS against Peak and Average limit line.													



Band 1 5150~5250MHz
WIFI 802.11ac VHT20 (Harmonic @ 3m)

WIFI	Note	Frequency (MHz)	Level (dBμV/m)	Over Limit (dB)	Limit Line (dBμV/m)	Read Level (dBμV)	Antenna Factor (dB/m)	Cable Loss (dB)	Preamp Factor (dB)	Ant Pos (cm)	Table Pos (deg)	Peak Avg. (P/A)	Pol. (H/V)	
802.11ac VHT20 CH 48 5240MHz		10480	48.1	-25.9	74	50.18	39.19	17.94	59.21	100	0	P	H	
		15720	50.91	-23.09	74	43.81	41.45	22.37	56.72	100	0	P	H	
													H	
													H	
			10480	48.76	-25.24	74	50.84	39.19	17.94	59.21	100	0	P	V
			15720	62.01	-11.99	74	54.91	41.45	22.37	56.72	200	182	P	V
			15720	50.93	-3.07	54	43.83	41.45	22.37	56.72	200	182	A	V
													V	
Remark	1. No other spurious found. 2. All results are PASS against Peak and Average limit line.													



Band 1 5150~5250MHz
WIFI 802.11ac VHT40 (Band Edge @ 3m)

WIFI	Note	Frequency (MHz)	Level (dBμV/m)	Over Limit (dB)	Limit Line (dBμV/m)	Read Level (dBμV)	Antenna Factor (dB/m)	Cable Loss (dB)	Preamp Factor (dB)	Ant Pos (cm)	Table Pos (deg)	Peak Avg. (P/A)	Pol. (H/V)
802.11ac VHT40 CH 38 5190MHz		5148.72	60.76	-13.24	74	50.16	33.69	11.99	35.08	300	145	P	H
		5149.24	51.33	-2.67	54	40.73	33.69	11.99	35.08	300	145	A	H
	*	5190	103.8	-	-	93.06	33.78	12.04	35.08	300	145	P	H
	*	5190	95.32	-	-	84.58	33.78	12.04	35.08	300	145	A	H
		5410.72	51.06	-22.94	74	39.16	34.34	12.65	35.09	300	145	P	H
		5443.48	41.7	-12.3	54	29.73	34.43	12.63	35.09	300	145	A	H
		5149.5	52.21	-21.79	74	41.61	33.69	11.99	35.08	300	173	P	V
		5148.72	45.5	-8.5	54	34.9	33.69	11.99	35.08	300	173	A	V
	*	5190	99.28	-	-	88.54	33.78	12.04	35.08	300	173	P	V
	*	5190	90.58	-	-	79.84	33.78	12.04	35.08	300	173	A	V
		5443.48	50.69	-23.31	74	38.72	34.43	12.63	35.09	300	173	P	V
		5449.36	41.32	-12.68	54	29.31	34.47	12.63	35.09	300	173	A	V
802.11ac VHT40 CH 46 5230MHz		5146.38	60.36	-13.64	74	49.76	33.69	11.99	35.08	100	150	P	H
		5150	52.36	-1.64	54	41.76	33.69	11.99	35.08	100	150	A	H
	*	5230	112.05	-	-	101.06	33.91	12.16	35.08	100	150	P	H
	*	5230	103.26	-	-	92.27	33.91	12.16	35.08	100	150	A	H
		5382.72	54.06	-19.94	74	42.2	34.3	12.65	35.09	100	150	P	H
		5351.36	46.25	-7.75	54	34.59	34.21	12.53	35.08	100	150	A	H
		5146.64	52.14	-21.86	74	41.54	33.69	11.99	35.08	300	169	P	V
		5150	44.46	-9.54	54	33.86	33.69	11.99	35.08	300	169	A	V
	*	5230	105.94	-	-	94.95	33.91	12.16	35.08	300	169	P	V
	*	5230	97.18	-	-	86.19	33.91	12.16	35.08	300	169	A	V
	5359.76	49.76	-24.24	74	38.1	34.21	12.53	35.08	300	169	P	V	
	5351.08	42.37	-11.63	54	30.71	34.21	12.53	35.08	300	169	A	V	
Remark	1. No other spurious found. 2. All results are PASS against Peak and Average limit line.												



Band 1 5150~5250MHz
WIFI 802.11ac VHT40 (Harmonic @ 3m)

WIFI	Note	Frequency (MHz)	Level (dB μ V/m)	Over Limit (dB)	Limit Line (dB μ V/m)	Read Level (dB μ V)	Antenna Factor (dB/m)	Cable Loss (dB)	Preamp Factor (dB)	Ant Pos (cm)	Table Pos (deg)	Peak Avg. (P/A)	Pol. (H/V)
802.11ac VHT40 CH 46 5230MHz		10460	48.05	-25.95	74	50.22	39.16	17.91	59.24	100	0	P	H
		15690	49.51	-24.49	74	42.55	41.38	22.33	56.75	100	0	P	H
													H
													H
		10460	47.24	-26.76	74	49.41	39.16	17.91	59.24	100	0	P	V
		15690	50.72	-23.28	74	43.76	41.38	22.33	56.75	100	0	P	V
													V
													V
Remark	1. No other spurious found. 2. All results are PASS against Peak and Average limit line.												



Band 1 5150~5250MHz
WIFI 802.11ac VHT80 (Band Edge @ 3m)

Table with 14 columns: WIFI, Note, Frequency (MHz), Level (dBµV/m), Over Limit (dB), Limit Line (dBµV/m), Read Level (dBµV), Antenna Factor (dB/m), Cable Loss (dB), Preamp Factor (dB), Ant Pos (cm), Table Pos (deg), Peak Avg. (P/A), Pol. (H/V). Rows include test data for 802.11ac VHT80 CH 42 5210MHz and a Remark section.



Band 1 5150~5250MHz
WIFI 802.11ac VHT80 (Harmonic @ 3m)

WIFI	Note	Frequency (MHz)	Level (dBμV/m)	Over Limit (dB)	Limit Line (dBμV/m)	Read Level (dBμV)	Antenna Factor (dB/m)	Cable Loss (dB)	Preamp Factor (dB)	Ant Pos (cm)	Table Pos (deg)	Peak Avg. (P/A)	Pol. (H/V)	
802.11ac VHT80 CH 42 5210MHz		10420	46.92	-27.08	74	49.19	39.13	17.87	59.27	100	0	P	H	
		15630	48.64	-25.36	74	41.86	41.28	22.29	56.79	100	0	P	H	
													H	
													H	
			10420	46.79	-27.21	74	49.06	39.13	17.87	59.27	100	0	P	V
			15630	49.72	-24.28	74	42.94	41.28	22.29	56.79	100	0	P	V
														V
													V	
Remark	1. No other spurious found. 2. All results are PASS against Peak and Average limit line.													



Band 2 - 5250~5350MHz
WIFI 802.11a (Band Edge @ 3m)

WIFI	Note	Frequency	Level	Over	Limit	Read	Antenna	Cable	Preamp	Ant	Table	Peak	Pol.
		(MHz)	(dBμV/m)	(dB)	(dBμV/m)	(dBμV)	(dB/m)	(dB)	(dB)	(cm)	(deg)	(P/A)	(H/V)
802.11a CH 60 5300MHz		5105.7	49.66	-24.34	74	39.18	33.6	11.95	35.07	369	18	P	H
		5128.8	39.94	-14.06	54	29.42	33.65	11.95	35.08	369	18	A	H
	*	5300	101.01	-	-	89.73	34.08	12.28	35.08	369	18	P	H
	*	5300	93.58	-	-	82.3	34.08	12.28	35.08	369	18	A	H
		5443.68	50.27	-23.73	74	38.3	34.43	12.63	35.09	369	18	P	H
		5423.76	41.26	-12.74	54	29.34	34.38	12.63	35.09	369	18	A	H
		5056.35	49.49	-24.51	74	39.24	33.47	11.85	35.07	275	23	P	V
		5136.5	40.61	-13.39	54	30.09	33.65	11.95	35.08	275	23	A	V
	*	5300	112.59	-	-	101.31	34.08	12.28	35.08	275	23	P	V
	*	5300	105.18	-	-	93.9	34.08	12.28	35.08	275	23	A	V
		5350.8	55.2	-18.8	74	43.54	34.21	12.53	35.08	275	23	P	V
		5351.52	46.87	-7.13	54	35.21	34.21	12.53	35.08	275	23	A	V
802.11a CH 64 5320MHz	*	5320	98.73	-	-	87.28	34.12	12.41	35.08	380	20	P	H
	*	5320	91.22	-	-	79.77	34.12	12.41	35.08	380	20	A	H
		5370.08	50.67	-23.33	74	38.97	34.25	12.53	35.08	380	20	P	H
		5351.84	41.56	-12.44	54	29.9	34.21	12.53	35.08	380	20	A	H
													H
													H
	*	5320	109.65	-	-	98.2	34.12	12.41	35.08	270	0	P	V
	*	5320	102.09	-	-	90.64	34.12	12.41	35.08	270	0	A	V
		5351.68	56.54	-17.46	74	44.88	34.21	12.53	35.08	270	0	P	V
		5350.08	49.05	-4.95	54	37.39	34.21	12.53	35.08	270	0	A	V
												V	
												V	
Remark	1. No other spurious found. 2. All results are PASS against Peak and Average limit line.												



Band 2 5250~5350MHz

WIFI 802.11a (Harmonic @ 3m)

WIFI	Note	Frequency (MHz)	Level (dBμV/m)	Over Limit (dB)	Limit Line (dBμV/m)	Read Level (dBμV)	Antenna Factor (dB/m)	Cable Loss (dB)	Preamp Factor (dB)	Ant Pos (cm)	Table Pos (deg)	Peak Avg. (P/A)	Pol. (H/V)
802.11a CH 52 5260MHz		10520	47.49	-26.51	74	49.51	39.18	17.98	59.18	100	0	P	H
		15780	50.53	-23.47	74	43.25	41.55	22.41	56.68	100	0	P	H
													H
													H
		10520	48.16	-25.84	74	50.18	39.18	17.98	59.18	100	0	P	V
		15780	56.86	-17.14	74	49.58	41.55	22.41	56.68	200	181	P	V
		15780	50.68	-3.32	54	43.4	41.55	22.41	56.68	200	181	A	V
Remark	1. No other spurious found. 2. All results are PASS against Peak and Average limit line.												



Band 2 5250~5350MHz
WIFI 802.11ac VHT20 (Band Edge @ 3m)

WIFI	Note	Frequency (MHz)	Level (dBμV/m)	Over Limit (dB)	Limit Line (dBμV/m)	Read Level (dBμV)	Antenna Factor (dB/m)	Cable Loss (dB)	Preamp Factor (dB)	Ant Pos (cm)	Table Pos (deg)	Peak Avg. (P/A)	Pol. (H/V)
802.11ac VHT20 CH 60 5300MHz		5065.8	48.91	-25.09	74	38.61	33.47	11.9	35.07	369	134	P	H
		5146.3	40.07	-13.93	54	29.47	33.69	11.99	35.08	369	134	A	H
	*	5300	101.04	-	-	89.76	34.08	12.28	35.08	369	134	P	H
	*	5300	93.57	-	-	82.29	34.08	12.28	35.08	369	134	A	H
		5399.52	50.35	-23.65	74	38.45	34.34	12.65	35.09	369	134	P	H
		5351.04	41.57	-12.43	54	29.91	34.21	12.53	35.08	369	134	A	H
		5147.7	49.52	-24.48	74	38.92	33.69	11.99	35.08	278	23	P	V
		5141.05	40.93	-13.07	54	30.33	33.69	11.99	35.08	278	23	A	V
	*	5300	112.64	-	-	101.36	34.08	12.28	35.08	278	23	P	V
	*	5300	105.35	-	-	94.07	34.08	12.28	35.08	278	23	A	V
		5356.32	55.22	-18.78	74	43.56	34.21	12.53	35.08	278	23	P	V
		5351.52	47.13	-6.87	54	35.47	34.21	12.53	35.08	278	23	A	V
802.11ac VHT20 CH 64 5320MHz	*	5320	98.7	-	-	87.25	34.12	12.41	35.08	362	20	P	H
	*	5320	90.77	-	-	79.32	34.12	12.41	35.08	362	20	A	H
		5412.8	50.67	-23.33	74	38.73	34.38	12.65	35.09	362	20	P	H
		5351.68	41.79	-12.21	54	30.13	34.21	12.53	35.08	362	20	A	H
													H
													H
	*	5320	108.77	-	-	97.32	34.12	12.41	35.08	276	22	P	V
	*	5320	101.55	-	-	90.1	34.12	12.41	35.08	276	22	A	V
		5351.52	56.25	-17.75	74	44.59	34.21	12.53	35.08	276	22	P	V
		5351.52	48.02	-5.98	54	36.36	34.21	12.53	35.08	276	22	A	V
												V	
												V	
Remark	1. No other spurious found. 2. All results are PASS against Peak and Average limit line.												



Band 2 5250~5350MHz
WIFI 802.11ac VHT20 (Harmonic @ 3m)

WIFI	Note	Frequency (MHz)	Level (dBµV/m)	Over Limit (dB)	Limit Line (dBµV/m)	Read Level (dBµV)	Antenna Factor (dB/m)	Cable Loss (dB)	Preamp Factor (dB)	Ant Pos (cm)	Table Pos (deg)	Peak Avg. (P/A)	Pol. (H/V)	
802.11ac VHT20 CH 52 5260MHz		10520	46.67	-27.33	74	48.69	39.18	17.98	59.18	100	0	P	H	
		15780	50.71	-23.29	74	43.43	41.55	22.41	56.68	100	0	P	H	
													H	
													H	
			10520	48.16	-25.84	74	50.18	39.18	17.98	59.18	100	0	P	V
			15780	48.8	-25.2	74	41.52	41.55	22.41	56.68	100	0	P	V
														V
													V	
Remark	1. No other spurious found. 2. All results are PASS against Peak and Average limit line.													



Band 2 5250~5350MHz
WIFI 802.11ac VHT40 (Band Edge @ 3m)

WIFI	Note	Frequency (MHz)	Level (dBμV/m)	Over Limit (dB)	Limit Line (dBμV/m)	Read Level (dBμV)	Antenna Factor (dB/m)	Cable Loss (dB)	Preamp Factor (dB)	Ant Pos (cm)	Table Pos (deg)	Peak Avg. (P/A)	Pol. (H/V)
802.11ac VHT40 CH 54 5270MHz		5064.05	50.26	-23.74	74	39.96	33.47	11.9	35.07	100	145	P	H
		5149.45	42.48	-11.52	54	31.88	33.69	11.99	35.08	100	145	A	H
	*	5270	111.33	-	-	100.14	33.99	12.28	35.08	100	145	P	H
	*	5270	102.9	-	-	91.71	33.99	12.28	35.08	100	145	A	H
		5356.8	58.45	-15.55	74	46.79	34.21	12.53	35.08	100	145	P	H
		5351.52	51.05	-2.95	54	39.39	34.21	12.53	35.08	100	145	A	H
		5032.2	48.78	-25.22	74	38.61	33.39	11.85	35.07	300	197	P	V
		5134.75	40.93	-13.07	54	30.41	33.65	11.95	35.08	300	197	A	V
	*	5270	102.05	-	-	90.86	33.99	12.28	35.08	300	197	P	V
	*	5270	93.78	-	-	82.59	33.99	12.28	35.08	300	197	A	V
		5350.32	50.2	-23.8	74	38.54	34.21	12.53	35.08	300	197	P	V
		5351.04	42.75	-11.25	54	31.09	34.21	12.53	35.08	300	197	A	V
802.11ac VHT40 CH 62 5310MHz		5120.75	48.49	-25.51	74	38.02	33.6	11.95	35.08	100	228	P	H
		5149.45	40.81	-13.19	54	30.21	33.69	11.99	35.08	100	228	A	H
	*	5310	105.85	-	-	94.4	34.12	12.41	35.08	100	228	P	H
	*	5310	96.67	-	-	85.22	34.12	12.41	35.08	100	228	A	H
		5352.96	60.07	-13.93	74	48.41	34.21	12.53	35.08	100	228	P	H
		5350.08	52.65	-1.35	54	40.99	34.21	12.53	35.08	100	228	A	H
		5063.35	50.19	-23.81	74	39.89	33.47	11.9	35.07	380	161	P	V
		5147.35	40.46	-13.54	54	29.86	33.69	11.99	35.08	380	161	A	V
	*	5310	97.88	-	-	86.43	34.12	12.41	35.08	380	161	P	V
	*	5310	89.76	-	-	78.31	34.12	12.41	35.08	380	161	A	V
	5441.76	50.45	-23.55	74	38.48	34.43	12.63	35.09	380	161	P	V	
	5350.08	42.02	-11.98	54	30.36	34.21	12.53	35.08	380	161	A	V	
Remark	1. No other spurious found. 2. All results are PASS against Peak and Average limit line.												



Band 2 5250~5350MHz

WIFI 802.11ac VHT40 (Harmonic @ 3m)

WIFI	Note	Frequency (MHz)	Level (dBμV/m)	Over Limit (dB)	Limit Line (dBμV/m)	Read Level (dBμV)	Antenna Factor (dB/m)	Cable Loss (dB)	Preamp Factor (dB)	Ant Pos (cm)	Table Pos (deg)	Peak Avg. (P/A)	Pol. (H/V)
802.11ac VHT40 CH 54 5270MHz		10540	47.11	-26.89	74	49.14	39.15	17.98	59.16	100	0	P	H
		15810	50.57	-23.43	74	43.15	41.62	22.45	56.65	100	0	P	H
													H
													H
		10540	46.72	-27.28	74	48.75	39.15	17.98	59.16	100	0	P	V
		15810	50.55	-23.45	74	43.13	41.62	22.45	56.65	100	0	P	V
													V
													V
Remark	1. No other spurious found. 2. All results are PASS against Peak and Average limit line.												



Band 2 5250~5350MHz
WIFI 802.11ac VHT80 (Band Edge @ 3m)

Table with 14 columns: WIFI, Note, Frequency (MHz), Level (dBµV/m), Over Limit (dB), Limit Line (dBµV/m), Read Level (dBµV), Antenna Factor (dB/m), Cable Loss (dB), Preamp Factor (dB), Ant Pos (cm), Table Pos (deg), Peak Avg. (P/A), Pol. (H/V). Rows include data for 802.11ac VHT80 CH 58 5290MHz and a Remark section.



Band 2 5250~5350MHz
WIFI 802.11ac VHT80 (Harmonic @ 3m)

WIFI	Note	Frequency (MHz)	Level (dBμV/m)	Over Limit (dB)	Limit Line (dBμV/m)	Read Level (dBμV)	Antenna Factor (dB/m)	Cable Loss (dB)	Preamp Factor (dB)	Ant Pos (cm)	Table Pos (deg)	Peak Avg. (P/A)	Pol. (H/V)	
802.11ac VHT80 CH 58 5290MHz		10580	46.62	-27.38	74	48.62	39.08	18.02	59.1	100	0	P	H	
		15870	50.96	-23.04	74	43.27	41.76	22.53	56.6	100	0	P	H	
													H	
													H	
			10580	46.85	-27.15	74	48.85	39.08	18.02	59.1	100	0	P	V
			15870	50.05	-23.95	74	42.36	41.76	22.53	56.6	100	0	P	V
														V
													V	
Remark	1. No other spurious found. 2. All results are PASS against Peak and Average limit line.													



Band 3 - 5470~5725MHz
WIFI 802.11a (Band Edge @ 3m)

WIFI	Note	Frequency	Level	Over	Limit	Read	Antenna	Cable	Preamp	Ant	Table	Peak	Pol.	
		(MHz)	(dBμV/m)	(dB)	(dBμV/m)	(dBμV)	(dB/m)	(dB)	(dB)	(cm)	(deg)	(P/A)	(H/V)	
802.11a CH 100 5500MHz		5358.96	50.65	-23.35	74	38.99	34.21	12.53	35.08	380	19	P	H	
		5465.84	50.09	-18.11	68.2	38.06	34.51	12.61	35.09	380	19	P	H	
		5454.64	41.92	-12.08	54	29.91	34.47	12.63	35.09	380	19	A	H	
	*	5500	99.88	-	-	87.76	34.6	12.61	35.09	380	19	P	H	
	*	5500	92.56	-	-	80.44	34.6	12.61	35.09	380	19	A	H	
														H
			5455.12	55.9	-18.1	74	43.89	34.47	12.63	35.09	277	0	P	V
			5468.4	57.88	-10.32	68.2	45.85	34.51	12.61	35.09	277	0	P	V
			5460	47.7	-6.3	54	35.69	34.47	12.63	35.09	277	0	A	V
	*		5500	111.44	-	-	99.32	34.6	12.61	35.09	277	0	P	V
	*		5500	103.87	-	-	91.75	34.6	12.61	35.09	277	0	A	V
														V
802.11a CH 140 5700MHz	*	5700	97.67	-	-	85.54	34.6	12.67	35.14	380	20	P	H	
	*	5700	90.54	-	-	78.41	34.6	12.67	35.14	380	20	A	H	
			5726.76	52.75	-15.45	68.2	40.56	34.6	12.73	35.14	380	20	P	H
														H
														H
														H
	*		5700	110.89	-	-	98.76	34.6	12.67	35.14	270	0	P	V
	*		5700	103.32	-	-	91.19	34.6	12.67	35.14	270	0	A	V
			5725.72	64.55	-3.65	68.2	52.36	34.6	12.73	35.14	270	0	P	V
														V
													V	
													V	
Remark	1. No other spurious found. 2. All results are PASS against Peak and Average limit line.													



Band 3 - 5470~5725MHz
WIFI 802.11a (Harmonic @ 3m)

WIFI	Note	Frequency (MHz)	Level (dBµV/m)	Over Limit (dB)	Limit Line (dBµV/m)	Read Level (dBµV)	Antenna Factor (dB/m)	Cable Loss (dB)	Preamp Factor (dB)	Ant Pos (cm)	Table Pos (deg)	Peak Avg. (P/A)	Pol. (H/V)
802.11a CH 116 5580MHz		11160	46.92	-27.08	74	47.74	38.77	18.58	58.17	100	0	P	H
		16740	53.09	-15.11	68.2	43.08	42.9	23.07	55.96	100	0	P	H
													H
													H
		11160	49.11	-24.89	74	49.93	38.77	18.58	58.17	100	0	P	V
		16740	55.86	-12.34	68.2	45.85	42.9	23.07	55.96	100	0	P	V
													V
													V
Remark	1. No other spurious found. 2. All results are PASS against Peak and Average limit line.												



Band 3 - 5470~5725MHz
WIFI 802.11ac VHT20 (Band Edge @ 3m)

WIFI	Note	Frequency (MHz)	Level (dBμV/m)	Over Limit (dB)	Limit Line (dBμV/m)	Read Level (dBμV)	Antenna Factor (dB/m)	Cable Loss (dB)	Preamp Factor (dB)	Ant Pos (cm)	Table Pos (deg)	Peak Avg. (P/A)	Pol. (H/V)	
802.11ac VHT20 CH 100 5500MHz		5457.04	50.61	-23.39	74	38.6	34.47	12.63	35.09	359	20	P	H	
		5466.32	51.02	-17.18	68.2	38.99	34.51	12.61	35.09	359	20	P	H	
		5459.28	41.83	-12.17	54	29.82	34.47	12.63	35.09	359	20	A	H	
	*	5500	98.13	-	-	86.01	34.6	12.61	35.09	359	20	P	H	
	*	5500	91.49	-	-	79.37	34.6	12.61	35.09	359	20	A	H	
														H
			5458	56.82	-17.18	74	44.81	34.47	12.63	35.09	277	0	P	V
			5467.92	57.76	-10.44	68.2	45.73	34.51	12.61	35.09	277	0	P	V
			5459.92	47.85	-6.15	54	35.84	34.47	12.63	35.09	277	0	A	V
	*		5500	110.79	-	-	98.67	34.6	12.61	35.09	277	0	P	V
	*		5500	102.82	-	-	90.7	34.6	12.61	35.09	277	0	A	V
													V	
802.11ac VHT20 CH 140 5700MHz	*	5700	97.77	-	-	85.64	34.6	12.67	35.14	356	20	P	H	
	*	5700	90.52	-	-	78.39	34.6	12.67	35.14	356	20	A	H	
			5727.96	52.08	-16.12	68.2	39.89	34.6	12.73	35.14	356	20	P	H
														H
														H
														H
	*		5700	108.94	-	-	96.81	34.6	12.67	35.14	269	0	P	V
	*		5700	101.61	-	-	89.48	34.6	12.67	35.14	269	0	A	V
			5725.64	58.96	-9.24	68.2	46.77	34.6	12.73	35.14	269	0	P	V
														V
													V	
													V	
Remark	1. No other spurious found. 2. All results are PASS against Peak and Average limit line.													



Band 3 - 5470~5725MHz
WIFI 802.11ac VHT20 (Harmonic @ 3m)

WIFI	Note	Frequency (MHz)	Level (dBμV/m)	Over Limit (dB)	Limit Line (dBμV/m)	Read Level (dBμV)	Antenna Factor (dB/m)	Cable Loss (dB)	Preamp Factor (dB)	Ant Pos (cm)	Table Pos (deg)	Peak Avg. (P/A)	Pol. (H/V)	
802.11ac VHT20 CH 116 5580MHz		11160	46.9	-27.1	74	47.72	38.77	18.58	58.17	100	0	P	H	
		16740	51.84	-16.36	68.2	41.83	42.9	23.07	55.96	100	0	P	H	
													H	
													H	
			11160	48.42	-25.58	74	49.24	38.77	18.58	58.17	100	0	P	V
			16740	53.6	-14.6	68.2	43.59	42.9	23.07	55.96	100	0	P	V
														V
														V
Remark	1. No other spurious found. 2. All results are PASS against Peak and Average limit line.													



Band 3 - 5470~5725MHz
WIFI 802.11ac VHT40 (Band Edge @ 3m)

WIFI	Note	Frequency (MHz)	Level (dBμV/m)	Over Limit (dB)	Limit Line (dBμV/m)	Read Level (dBμV)	Antenna Factor (dB/m)	Cable Loss (dB)	Preamp Factor (dB)	Ant Pos (cm)	Table Pos (deg)	Peak Avg. (P/A)	Pol. (H/V)
802.11ac VHT40 CH 102 5510MHz		5457.76	60.45	-13.55	74	48.44	34.47	12.63	35.09	100	228	P	H
		5467.36	66.2	-2	68.2	54.17	34.51	12.61	35.09	100	228	P	H
		5459.92	52.59	-1.41	54	40.58	34.47	12.63	35.09	100	228	A	H
	*	5510	109.25	-	-	97.16	34.6	12.59	35.1	100	228	P	H
	*	5510	100.54	-	-	88.45	34.6	12.59	35.1	100	228	A	H
		5735.075	51.89	-16.31	68.2	39.71	34.6	12.73	35.15	100	228	P	H
		5458.48	51.55	-22.45	74	39.54	34.47	12.63	35.09	300	168	P	V
		5468.56	57.12	-11.08	68.2	45.09	34.51	12.61	35.09	300	168	P	V
		5459.2	43.89	-10.11	54	31.88	34.47	12.63	35.09	300	168	A	V
	*	5510	101.61	-	-	89.52	34.6	12.59	35.1	300	168	P	V
	*	5510	93.48	-	-	81.39	34.6	12.59	35.1	300	168	A	V
	5759.645	51.55	-16.65	68.2	39.32	34.6	12.79	35.16	300	168	P	V	
802.11ac VHT40 CH 134 5670MHz		5443.45	51.48	-22.52	74	39.51	34.43	12.63	35.09	100	227	P	H
		5463.05	51.07	-17.13	68.2	39.04	34.51	12.61	35.09	100	227	P	H
		5432.95	43.41	-10.59	54	31.44	34.43	12.63	35.09	100	227	A	H
	*	5670	114.2	-	-	102.06	34.6	12.67	35.13	100	227	P	H
	*	5670	105.59	-	-	93.45	34.6	12.67	35.13	100	227	A	H
		5725.8	65.92	-2.28	68.2	53.73	34.6	12.73	35.14	100	227	P	H
		5443.1	51.14	-22.86	74	39.17	34.43	12.63	35.09	300	168	P	V
		5465.15	50.34	-17.86	68.2	38.31	34.51	12.61	35.09	300	168	P	V
		5456.4	41.78	-12.22	54	29.77	34.47	12.63	35.09	300	168	A	V
	*	5670	106.39	-	-	94.25	34.6	12.67	35.13	300	168	P	V
	*	5670	97.9	-	-	85.76	34.6	12.67	35.13	300	168	A	V
	5741.725	51.82	-16.38	68.2	39.58	34.6	12.79	35.15	300	168	P	V	
Remark	1. No other spurious found. 2. All results are PASS against Peak and Average limit line.												



Band 3 - 5470~5725MHz
WIFI 802.11ac VHT40 (Harmonic @ 3m)

WIFI	Note	Frequency (MHz)	Level (dBμV/m)	Over Limit (dB)	Limit Line (dBμV/m)	Read Level (dBμV)	Antenna Factor (dB/m)	Cable Loss (dB)	Preamp Factor (dB)	Ant Pos (cm)	Table Pos (deg)	Peak Avg. (P/A)	Pol. (H/V)
802.11ac VHT40 CH 110 5550MHz		11100	44.86	-29.14	74	46.04	38.66	18.5	58.34	100	0	P	H
		16650	50.43	-17.77	68.2	40.47	42.94	23.03	56.01	100	0	P	H
													H
													H
		11100	45.3	-28.7	74	46.48	38.66	18.5	58.34	100	0	P	V
		16650	51.17	-17.03	68.2	41.21	42.94	23.03	56.01	100	0	P	V
													V
													V
Remark	1. No other spurious found. 2. All results are PASS against Peak and Average limit line.												



Band 3 5470~5725MHz
WIFI 802.11ac VHT80 (Band Edge @ 3m)

WIFI	Note	Frequency (MHz)	Level (dBμV/m)	Over Limit (dB)	Limit Line (dBμV/m)	Read Level (dBμV)	Antenna Factor (dB/m)	Cable Loss (dB)	Preamp Factor (dB)	Ant Pos (cm)	Table Pos (deg)	Peak Avg. (P/A)	Pol. (H/V)
802.11ac VHT80 CH 106 5530MHz		5449.84	60.37	-13.63	74	48.36	34.47	12.63	35.09	100	227	P	H
		5467.84	60.31	-7.89	68.2	48.28	34.51	12.61	35.09	100	227	P	H
		5455.12	52.31	-1.69	54	40.3	34.47	12.63	35.09	100	227	A	H
	*	5530	103.35	-	-	91.26	34.6	12.59	35.1	100	227	P	H
	*	5530	94.99	-	-	82.9	34.6	12.59	35.1	100	227	A	H
		5745.785	51.99	-16.21	68.2	39.75	34.6	12.79	35.15	100	227	P	H
		5411.92	50.61	-23.39	74	38.67	34.38	12.65	35.09	300	169	P	V
		5468.56	51.12	-17.08	68.2	39.09	34.51	12.61	35.09	300	169	P	V
		5459.2	42.73	-11.27	54	30.72	34.47	12.63	35.09	300	169	A	V
	*	5530	96.18	-	-	84.09	34.6	12.59	35.1	300	169	P	V
	*	5530	88.19	-	-	76.1	34.6	12.59	35.1	300	169	A	V
	5754.29	51.51	-16.69	68.2	39.27	34.6	12.79	35.15	300	169	P	V	
802.11ac VHT80 CH 122 5610MHz		5459.2	60.02	-13.98	74	48.01	34.47	12.63	35.09	100	227	P	H
		5468.3	59.56	-8.64	68.2	47.53	34.51	12.61	35.09	100	227	P	H
		5455	52.09	-1.91	54	40.08	34.47	12.63	35.09	100	227	A	H
	*	5610	109.48	-	-	97.44	34.6	12.56	35.12	100	227	P	H
	*	5610	101.02	-	-	88.98	34.6	12.56	35.12	100	227	A	H
		5735.775	60.81	-7.39	68.2	48.63	34.6	12.73	35.15	100	227	P	H
		5451.85	50.76	-23.24	74	38.75	34.47	12.63	35.09	300	118	P	V
		5467.95	52.13	-16.07	68.2	40.1	34.51	12.61	35.09	300	118	P	V
		5459.9	43.56	-10.44	54	31.55	34.47	12.63	35.09	300	118	A	V
	*	5610	99.27	-	-	87.23	34.6	12.56	35.12	300	118	P	V
	*	5610	91.46	-	-	79.42	34.6	12.56	35.12	300	118	A	V
	5727.55	52.5	-15.7	68.2	40.31	34.6	12.73	35.14	300	118	P	V	
Remark	1. No other spurious found. 2. All results are PASS against Peak and Average limit line.												



Band 3 5470~5725MHz
WIFI 802.11ac VHT80 (Harmonic @ 3m)

WIFI	Note	Frequency (MHz)	Level (dBμV/m)	Over Limit (dB)	Limit Line (dBμV/m)	Read Level (dBμV)	Antenna Factor (dB/m)	Cable Loss (dB)	Preamp Factor (dB)	Ant Pos (cm)	Table Pos (deg)	Peak Avg. (P/A)	Pol. (H/V)	
802.11ac VHT80 CH 106 5530MHz		11060	44.94	-29.06	74	46.29	38.61	18.47	58.43	100	0	P	H	
		16590	49.29	-18.91	68.2	39.37	42.97	23	56.05	100	0	P	H	
													H	
													H	
			11060	45.6	-28.4	74	46.95	38.61	18.47	58.43	100	0	P	V
			16590	50.53	-17.67	68.2	40.61	42.97	23	56.05	100	0	P	V
														V
													V	
Remark	1. No other spurious found. 2. All results are PASS against Peak and Average limit line.													



Band 3 - Straddle Channel
WIFI 802.11a (Band Edge @ 3m)

WIFI	Note	Frequency	Level	Over	Limit	Read	Antenna	Cable	Preamp	Ant	Table	Peak	Pol.
		(MHz)	(dBμV/m)	(dB)	(dBμV/m)	(dBμV)	(dB/m)	(dB)	(dB)	(cm)	(deg)	(P/A)	(H/V)
802.11a CH 144 5720MHz	*	5720	112.05	-	-	99.86	34.6	12.73	35.14	380	26	P	H
	*	5720	104.63	-	-	92.44	34.6	12.73	35.14	380	26	A	H
													H
													H
													H
	*	5720	108.27	-	-	96.08	34.6	12.73	35.14	270	20	P	V
	*	5720	100.68	-	-	88.49	34.6	12.73	35.14	270	20	A	V
													V
													V
													V
													V
	Remark	1. No other spurious found. 2. All results are PASS against Peak and Average limit line.											



Band 3 - Straddle Channel
WIFI 802.11a (Harmonic @ 3m)

WIFI	Note	Frequency (MHz)	Level (dBµV/m)	Over Limit (dB)	Limit Line (dBµV/m)	Read Level (dBµV)	Antenna Factor (dB/m)	Cable Loss (dB)	Preamp Factor (dB)	Ant Pos (cm)	Table Pos (deg)	Peak Avg. (P/A)	Pol. (H/V)
802.11a CH 144 5720MHz		11440	46.99	-27.01	74	46.43	39.19	18.84	57.47	100	0	P	H
		17160	50.98	-17.22	68.2	40.92	42.53	23.33	55.8	100	0	P	H
													H
													H
		11440	48.61	-25.39	74	48.05	39.19	18.84	57.47	100	0	P	V
		17160	53.17	-15.03	68.2	43.11	42.53	23.33	55.8	100	0	P	V
													V
													V
Remark	1. No other spurious found. 2. All results are PASS against Peak and Average limit line.												



Band 3 - Straddle Channel
WIFI 802.11ac VHT20 (Band Edge @ 3m)

WIFI	Note	Frequency (MHz)	Level (dBµV/m)	Over Limit (dB)	Limit Line (dBµV/m)	Read Level (dBµV)	Antenna Factor (dB/m)	Cable Loss (dB)	Preamp Factor (dB)	Ant Pos (cm)	Table Pos (deg)	Peak Avg. (P/A)	Pol. (H/V)
802.11ac VHT20 CH 144 5720MHz	*	5720	112.11	-	-	99.92	34.6	12.73	35.14	356	20	P	H
	*	5720	104.43	-	-	92.24	34.6	12.73	35.14	356	20	A	H
													H
													H
													H
													H
	*	5720	108.07	-	-	95.88	34.6	12.73	35.14	270	10	P	V
	*	5720	100.47	-	-	88.28	34.6	12.73	35.14	270	10	A	V
													V
													V
												V	
												V	
Remark	1. No other spurious found. 2. All results are PASS against Peak and Average limit line.												



Band 3 - Straddle Channel
WIFI 802.11ac VHT20 (Harmonic @ 3m)

WIFI	Note	Frequency (MHz)	Level (dBµV/m)	Over Limit (dB)	Limit Line (dBµV/m)	Read Level (dBµV)	Antenna Factor (dB/m)	Cable Loss (dB)	Preamp Factor (dB)	Ant Pos (cm)	Table Pos (deg)	Peak Avg. (P/A)	Pol. (H/V)
802.11ac VHT20 CH 144 5720MHz		11440	46.44	-27.56	74	45.88	39.19	18.84	57.47	100	0	P	H
		17160	51.61	-16.59	68.2	41.55	42.53	23.33	55.8	100	0	P	H
													H
													H
		11440	45.35	-28.65	74	44.79	39.19	18.84	57.47	100	0	P	V
		17160	53.6	-14.6	68.2	43.54	42.53	23.33	55.8	100	0	P	V
													V
													V
Remark	1. No other spurious found. 2. All results are PASS against Peak and Average limit line.												



Band 3 - Straddle Channel
WIFI 802.11ac VHT40 (Band Edge @ 3m)

WIFI	Note	Frequency (MHz)	Level (dBµV/m)	Over Limit (dB)	Limit Line (dBµV/m)	Read Level (dBµV)	Antenna Factor (dB/m)	Cable Loss (dB)	Preamp Factor (dB)	Ant Pos (cm)	Table Pos (deg)	Peak Avg. (P/A)	Pol. (H/V)
802.11ac VHT40 CH 142 5710MHz	*	5710	116.68	-	-	104.49	34.6	12.73	35.14	100	225	P	H
	*	5710	111.2	-	-	99.01	34.6	12.73	35.14	100	225	A	H
													H
													H
													H
													H
	*	5710	110.77	-	-	98.58	34.6	12.73	35.14	379	161	P	V
	*	5710	102.33	-	-	90.14	34.6	12.73	35.14	379	161	A	V
													V
													V
												V	
												V	
Remark	1. No other spurious found. 2. All results are PASS against Peak and Average limit line.												



Band 3 - Straddle Channel
WIFI 802.11ac VHT40 (Harmonic @ 3m)

WIFI	Note	Frequency (MHz)	Level (dBμV/m)	Over Limit (dB)	Limit Line (dBμV/m)	Read Level (dBμV)	Antenna Factor (dB/m)	Cable Loss (dB)	Preamp Factor (dB)	Ant Pos (cm)	Table Pos (deg)	Peak Avg. (P/A)	Pol. (H/V)	
802.11ac VHT40 CH 142 5710MHz		11420	44.35	-29.65	74	43.9	39.17	18.8	57.52	100	0	P	H	
		17130	49.93	-18.27	68.2	39.83	42.59	23.31	55.8	100	0	P	H	
													H	
													H	
			11420	44.66	-29.34	74	44.21	39.17	18.8	57.52	100	0	P	V
			17130	50.5	-17.7	68.2	40.4	42.59	23.31	55.8	100	0	P	V
														V
													V	
Remark	1. No other spurious found. 2. All results are PASS against Peak and Average limit line.													



Band 3 - Straddle Channel
WIFI 802.11ac VHT80 (Band Edge @ 3m)

WIFI	Note	Frequency (MHz)	Level (dBμV/m)	Over Limit (dB)	Limit Line (dBμV/m)	Read Level (dBμV)	Antenna Factor (dB/m)	Cable Loss (dB)	Preamp Factor (dB)	Ant Pos (cm)	Table Pos (deg)	Peak Avg. (P/A)	Pol. (H/V)
802.11ac VHT80 CH 138 5690MHz	*	5690	112.85	-	-	100.72	34.6	12.67	35.14	100	227	P	H
	*	5690	105.26	-	-	93.13	34.6	12.67	35.14	100	227	A	H
													H
													H
													H
													H
	*	5690	106.16	-	-	94.03	34.6	12.67	35.14	380	163	P	V
	*	5690	98.72	-	-	86.59	34.6	12.67	35.14	380	163	A	V
													V
													V
												V	
												V	
Remark	1. No other spurious found. 2. All results are PASS against Peak and Average limit line.												



Band 3 - Straddle Channel
WIFI 802.11ac VHT80 (Harmonic @ 3m)

WIFI	Note	Frequency (MHz)	Level (dBµV/m)	Over Limit (dB)	Limit Line (dBµV/m)	Read Level (dBµV)	Antenna Factor (dB/m)	Cable Loss (dB)	Preamp Factor (dB)	Ant Pos (cm)	Table Pos (deg)	Peak Avg. (P/A)	Pol. (H/V)	
802.11ac VHT80 CH 138 5690MHz		11380	44.64	-29.36	74	44.36	39.11	18.77	57.6	100	0	P	H	
		17070	49.24	-18.96	68.2	39.07	42.69	23.28	55.8	100	0	P	H	
													H	
													H	
			11380	44.04	-29.96	74	43.76	39.11	18.77	57.6	100	0	P	V
			17070	49.02	-19.18	68.2	38.85	42.69	23.28	55.8	100	0	P	V
														V
													V	
Remark	1. No other spurious found. 2. All results are PASS against Peak and Average limit line.													



Emission below 1GHz
WIFI 802.11ac VHT40 (LF @ 3m)

WIFI	Note	Frequency	Level	Over	Limit	Read	Antenna	Cable	Preamp	Ant	Table	Peak	Pol.	
		(MHz)	(dBμV/m)	(dB)	(dBμV/m)	(dBμV)	(dB/m)	(dB)	(dB)	(cm)	(deg)	(P/A)	(H/V)	
802.11ac VHT40 LF		42.69	29.28	-10.72	40	40.37	18.72	1.71	31.52			P	H	
		196.05	32.55	-10.95	43.5	45.48	15.8	2.72	31.45			P	H	
		275.16	36.39	-9.61	46	45.1	19.35	3.28	31.34			P	H	
		315.4	33.47	-12.53	46	41.08	20.23	3.43	31.27			P	H	
		519.8	40.01	-5.99	46	42.47	24.36	4.13	30.95	100	81	P	H	
		962.2	35.65	-18.35	54	30.53	30.23	5.4	30.51			P	H	
													H	
													H	
													H	
													H	
													H	
													H	
			30.27	35.24	-4.76	40	38.88	26	1.71	31.35	100	211	P	V
			65.1	34.18	-5.82	40	51.31	12.35	2.11	31.59			P	V
			132.06	34.48	-9.02	43.5	45.43	18.24	2.34	31.53			P	V
			325.2	34.76	-11.24	46	42.09	20.5	3.43	31.26			P	V
			519.8	36.67	-9.33	46	39.13	24.36	4.13	30.95			P	V
			973.4	35.31	-18.69	54	30.17	30.25	5.4	30.51			P	V
														V
														V
													V	
													V	
													V	
Remark	1. No other spurious found. 2. All results are PASS against limit line.													



<Ant. No. 4 Chain 0>

Band 1 - 5150~5250MHz
WIFI 802.11a (Band Edge @ 3m)

WIFI	Note	Frequency	Level	Over Limit	Limit Line	Read Level	Antenna Factor	Cable Loss	Preamp Factor	Ant Pos	Table Pos	Peak Avg.	Pol.
		(MHz)	(dBμV/m)	(dB)	(dBμV/m)	(dBμV)	(dB/m)	(dB)	(dB)	(cm)	(deg)	(P/A)	(H/V)
802.11a CH 36 5180MHz		5147.94	57.3	-16.7	74	46.7	33.69	11.99	35.08	300	321	P	H
		5150	48.81	-5.19	54	38.21	33.69	11.99	35.08	300	321	A	H
	*	5180	107.22	-	-	96.53	33.78	11.99	35.08	300	321	P	H
	*	5180	99.09	-	-	88.4	33.78	11.99	35.08	300	321	A	H
		5150	58.41	-15.59	74	47.81	33.69	11.99	35.08	380	11	P	V
		5149.76	47.81	-6.19	54	37.21	33.69	11.99	35.08	380	11	A	V
	*	5180	106.11	-	-	95.42	33.78	11.99	35.08	380	11	P	V
	*	5180	97.96	-	-	87.27	33.78	11.99	35.08	380	11	A	V
802.11a CH 44 5220MHz		5149.76	53.66	-20.34	74	43.06	33.69	11.99	35.08	300	310	P	H
		5149.5	44.34	-9.66	54	33.74	33.69	11.99	35.08	300	310	A	H
	*	5220	110.46	-	-	99.64	33.86	12.04	35.08	300	310	P	H
	*	5220	102.05	-	-	91.23	33.86	12.04	35.08	300	310	A	H
		5433.12	52.54	-21.46	74	40.57	34.43	12.63	35.09	300	310	P	H
		5431.44	43.71	-10.29	54	31.74	34.43	12.63	35.09	300	310	A	H
		5149.24	52.84	-21.16	74	42.24	33.69	11.99	35.08	380	14	P	V
		5149.5	42.81	-11.19	54	32.21	33.69	11.99	35.08	380	14	A	V
	*	5220	108.32	-	-	97.5	33.86	12.04	35.08	380	14	P	V
	*	5220	99.87	-	-	89.05	33.86	12.04	35.08	380	14	A	V
		5436.76	51.95	-22.05	74	39.98	34.43	12.63	35.09	380	14	P	V
		5429.76	42.27	-11.73	54	30.3	34.43	12.63	35.09	380	14	A	V
Remark	1. No other spurious found. 2. All results are PASS against Peak and Average limit line.												



Band 1 5150~5250MHz

WIFI 802.11a (Harmonic @ 3m)

WIFI	Note	Frequency (MHz)	Level (dBμV/m)	Over Limit (dB)	Limit Line (dBμV/m)	Read Level (dBμV)	Antenna Factor (dB/m)	Cable Loss (dB)	Preamp Factor (dB)	Ant Pos (cm)	Table Pos (deg)	Peak Avg. (P/A)	Pol. (H/V)
802.11a CH 48 5240MHz		10480	46.39	-27.61	74	48.47	39.19	17.94	59.21	100	0	P	H
		15720	50.21	-23.79	74	43.11	41.45	22.37	56.72	100	0	P	H
													H
													H
		10480	47.13	-26.87	74	49.21	39.19	17.94	59.21	100	0	P	V
		15720	50.84	-23.16	74	43.74	41.45	22.37	56.72	100	0	P	V
													V
													V
Remark	1. No other spurious found. 2. All results are PASS against Peak and Average limit line.												



Band 2 - 5250~5350MHz
WIFI 802.11a (Band Edge @ 3m)

WIFI	Note	Frequency	Level	Over	Limit	Read	Antenna	Cable	Preamp	Ant	Table	Peak	Pol.
		(MHz)	(dBμV/m)	(dB)	(dBμV/m)	(dBμV)	(dB/m)	(dB)	(dB)	(cm)	(deg)	(P/A)	(H/V)
802.11a CH 60 5300MHz		5069.65	49.89	-24.11	74	39.59	33.47	11.9	35.07	300	312	P	H
		5072.8	40.57	-13.43	54	30.22	33.52	11.9	35.07	300	312	A	H
	*	5300	111.72	-	-	100.44	34.08	12.28	35.08	300	312	P	H
	*	5300	103.3	-	-	92.02	34.08	12.28	35.08	300	312	A	H
		5355.12	58.91	-15.09	74	47.25	34.21	12.53	35.08	300	312	P	H
		5350.56	50.16	-3.84	54	38.5	34.21	12.53	35.08	300	312	A	H
		5136.5	48.56	-25.44	74	38.04	33.65	11.95	35.08	376	0	P	V
		5073.85	40.05	-13.95	54	29.7	33.52	11.9	35.07	376	0	A	V
	*	5300	109.06	-	-	97.78	34.08	12.28	35.08	376	0	P	V
	*	5300	100.7	-	-	89.42	34.08	12.28	35.08	376	0	A	V
		5352.72	55.27	-18.73	74	43.61	34.21	12.53	35.08	376	0	P	V
		5351.28	46.78	-7.22	54	35.12	34.21	12.53	35.08	376	0	A	V
802.11a CH 64 5320MHz	*	5320	109.18	-	-	97.73	34.12	12.41	35.08	300	308	P	H
	*	5320	100.98	-	-	89.53	34.12	12.41	35.08	300	308	A	H
		5351.36	60.1	-13.9	74	48.44	34.21	12.53	35.08	300	308	P	H
		5350.08	51.51	-2.49	54	39.85	34.21	12.53	35.08	300	308	A	H
													H
													H
	*	5320	106.71	-	-	95.26	34.12	12.41	35.08	380	14	P	V
	*	5320	98.48	-	-	87.03	34.12	12.41	35.08	380	14	A	V
		5351.68	55.59	-18.41	74	43.93	34.21	12.53	35.08	380	14	P	V
		5350.08	47.78	-6.22	54	36.12	34.21	12.53	35.08	380	14	A	V
												V	
												V	
Remark	1. No other spurious found. 2. All results are PASS against Peak and Average limit line.												



Band 2 5250~5350MHz
WIFI 802.11a (Harmonic @ 3m)

WIFI	Note	Frequency (MHz)	Level (dBμV/m)	Over Limit (dB)	Limit Line (dBμV/m)	Read Level (dBμV)	Antenna Factor (dB/m)	Cable Loss (dB)	Preamp Factor (dB)	Ant Pos (cm)	Table Pos (deg)	Peak Avg. (P/A)	Pol. (H/V)
802.11a CH 52 5260MHz		10520	47.11	-26.89	74	49.13	39.18	17.98	59.18	100	0	P	H
		15780	52.84	-21.16	74	45.56	41.55	22.41	56.68	100	356	P	H
		15780	42.86	-11.14	54	35.58	41.55	22.41	56.68	100	356	A	H
													H
		10520	46.75	-27.25	74	48.77	39.18	17.98	59.18	100	0	P	V
		15780	54.95	-19.05	74	47.67	41.55	22.41	56.68	380	310	P	V
		15780	44.46	-9.54	54	37.18	41.55	22.41	56.68	380	310	A	V
Remark	1. No other spurious found. 2. All results are PASS against Peak and Average limit line.												



Band 3 - 5470~5725MHz
WIFI 802.11a (Band Edge @ 3m)

WIFI	Note	Frequency	Level	Over	Limit	Read	Antenna	Cable	Preamp	Ant	Table	Peak	Pol.	
		(MHz)	(dBμV/m)	(dB)	(dBμV/m)	(dBμV)	(dB/m)	(dB)	(dB)	(cm)	(deg)	(P/A)	(H/V)	
802.11a CH 100 5500MHz		5458.96	58.56	-15.44	74	46.55	34.47	12.63	35.09	300	322	P	H	
		5469.84	65.41	-2.79	68.2	53.38	34.51	12.61	35.09	300	322	P	H	
		5459.76	50.29	-3.71	54	38.28	34.47	12.63	35.09	300	322	A	H	
	*	5500	111.45	-	-	99.33	34.6	12.61	35.09	300	322	P	H	
	*	5500	102.6	-	-	90.48	34.6	12.61	35.09	300	322	A	H	
														H
			5458	56.83	-17.17	74	44.82	34.47	12.63	35.09	380	0	P	V
			5469.2	61.2	-7	68.2	49.17	34.51	12.61	35.09	380	0	P	V
			5459.92	47.05	-6.95	54	35.04	34.47	12.63	35.09	380	0	A	V
	*		5500	108.46	-	-	96.34	34.6	12.61	35.09	380	0	P	V
	*		5500	100.7	-	-	88.58	34.6	12.61	35.09	380	0	A	V
													V	
802.11a CH 140 5700MHz	*	5700	108.08	-	-	95.95	34.6	12.67	35.14	300	323	P	H	
	*	5700	99.7	-	-	87.57	34.6	12.67	35.14	300	323	A	H	
			5725.64	60.69	-7.51	68.2	48.5	34.6	12.73	35.14	300	323	P	H
														H
														H
														H
	*		5700	105.43	-	-	93.3	34.6	12.67	35.14	380	346	P	V
	*		5700	97.16	-	-	85.03	34.6	12.67	35.14	380	346	A	V
			5725.8	57.65	-10.55	68.2	45.46	34.6	12.73	35.14	380	346	P	V
														V
														V
													V	
Remark	1. No other spurious found. 2. All results are PASS against Peak and Average limit line.													



Band 3 - 5470~5725MHz
WIFI 802.11a (Harmonic @ 3m)

WIFI	Note	Frequency (MHz)	Level (dB μ V/m)	Over Limit (dB)	Limit Line (dB μ V/m)	Read Level (dB μ V)	Antenna Factor (dB/m)	Cable Loss (dB)	Preamp Factor (dB)	Ant Pos (cm)	Table Pos (deg)	Peak Avg. (P/A)	Pol. (H/V)
802.11a CH 116 5580MHz		11160	47.8	-26.2	74	48.62	38.77	18.58	58.17	100	0	P	H
		16740	51.4	-16.8	68.2	41.39	42.9	23.07	55.96	100	0	P	H
													H
													H
		11160	48.35	-25.65	74	49.17	38.77	18.58	58.17	100	0	P	V
		16740	51.55	-16.65	68.2	41.54	42.9	23.07	55.96	100	0	P	V
													V
													V
Remark	1. No other spurious found. 2. All results are PASS against Peak and Average limit line.												



Band 3 - Straddle Channel
WIFI 802.11a (Band Edge @ 3m)

WIFI	Note	Frequency	Level	Over	Limit	Read	Antenna	Cable	Preamp	Ant	Table	Peak	Pol.	
		(MHz)	(dBμV/m)	(dB)	(dBμV/m)	(dBμV)	(dB/m)	(dB)	(dB)	(cm)	(deg)	(P/A)	(H/V)	
802.11a CH 144 5720MHz	*	5720	112.62	-	-	100.43	34.6	12.73	35.14	300	315	P	H	
	*	5720	103.62	-	-	91.43	34.6	12.73	35.14	300	315	A	H	
													H	
													H	
													H	
	*	5720	111.54	-	-	99.35	34.6	12.73	35.14	380	335	P	V	
	*	5720	102.12	-	-	89.93	34.6	12.73	35.14	380	335	A	V	
														V
														V
														V
														V
	Remark	1. No other spurious found. 2. All results are PASS against Peak and Average limit line.												



Band 3 - Straddle Channel
WIFI 802.11a (Harmonic @ 3m)

Table with 14 columns: WIFI, Note, Frequency (MHz), Level (dBµV/m), Over Limit (dB), Limit Line (dBµV/m), Read Level (dBµV), Antenna Factor (dB/m), Cable Loss (dB), Preamp Factor (dB), Ant Pos (cm), Table Pos (deg), Peak Avg. (P/A), Pol. (H/V). Rows include data for 802.11a CH 144 5720MHz and a Remark section.



Emission below 1GHz

WIFI 802.11a (LF @ 3m)

WIFI	Note	Frequency	Level	Over	Limit	Read	Antenna	Cable	Preamp	Ant	Table	Peak	Pol.	
		(MHz)	(dBμV/m)	(dB)	(dBμV/m)	(dBμV)	(dB/m)	(dB)	(dB)	(cm)	(deg)	(P/A)	(H/V)	
802.11a LF		65.1	32.31	-7.69	40	49.44	12.35	2.11	31.59	100	81	P	H	
		96.15	30.78	-12.72	43.5	44.35	15.88	2.11	31.56			P	H	
		187.41	32.72	-10.78	43.5	45.99	15.47	2.72	31.46			P	H	
		389.6	32.14	-13.86	46	37.31	22.16	3.82	31.15			P	H	
		519.8	33.35	-12.65	46	35.81	24.36	4.13	30.95			P	H	
		650	34.31	-11.69	46	34.58	25.9	4.59	30.76			P	H	
														H
														H
														H
														H
														H
														H
														H
			31.35	35.57	-4.43	40	39.78	25.46	1.71	31.38	100	178	P	V
			65.1	30.27	-9.73	40	47.4	12.35	2.11	31.59			P	V
			187.14	33.02	-10.48	43.5	46.29	15.47	2.72	31.46			P	V
			325.2	37.77	-8.23	46	45.1	20.5	3.43	31.26			P	V
			519.8	41.27	-4.73	46	43.73	24.36	4.13	30.95			P	V
			715.1	36.36	-9.64	46	35.58	26.64	4.81	30.67			P	V
														V
													V	
													V	
													V	
													V	
													V	
Remark	1. No other spurious found. 2. All results are PASS against limit line.													



<Ant. No. 4 Chain 1>

Band 1 - 5150~5250MHz
WIFI 802.11a (Band Edge @ 3m)

WIFI	Note	Frequency	Level	Over Limit	Limit Line	Read Level	Antenna Factor	Cable Loss	Preamp Factor	Ant Pos	Table Pos	Peak Avg.	Pol.
		(MHz)	(dBμV/m)	(dB)	(dBμV/m)	(dBμV)	(dB/m)	(dB)	(dB)	(cm)	(deg)	(P/A)	(H/V)
802.11a CH 36 5180MHz		5150	56.13	-17.87	74	45.53	33.69	11.99	35.08	200	244	P	H
		5150	46.93	-7.07	54	36.33	33.69	11.99	35.08	200	244	A	H
	*	5180	107.35	-	-	96.66	33.78	11.99	35.08	200	244	P	H
	*	5180	99.59	-	-	88.9	33.78	11.99	35.08	200	244	A	H
		5145.86	54.48	-19.52	74	43.88	33.69	11.99	35.08	379	174	P	V
		5150	45.34	-8.66	54	34.74	33.69	11.99	35.08	379	174	A	V
	*	5180	105.76	-	-	95.07	33.78	11.99	35.08	379	174	P	V
	*	5180	98.03	-	-	87.34	33.78	11.99	35.08	379	174	A	V
802.11a CH 44 5220MHz		5147.94	52.28	-21.72	74	41.68	33.69	11.99	35.08	200	245	P	H
		5150	44.29	-9.71	54	33.69	33.69	11.99	35.08	200	245	A	H
	*	5220	111.11	-	-	100.29	33.86	12.04	35.08	200	245	P	H
	*	5220	103.12	-	-	92.3	33.86	12.04	35.08	200	245	A	H
		5413.52	50.81	-23.19	74	38.87	34.38	12.65	35.09	200	245	P	H
		5429.76	41.8	-12.2	54	29.83	34.43	12.63	35.09	200	245	A	H
		5148.72	50.43	-23.57	74	39.83	33.69	11.99	35.08	380	201	P	V
		5149.76	42.93	-11.07	54	32.33	33.69	11.99	35.08	380	201	A	V
	*	5220	108.38	-	-	97.56	33.86	12.04	35.08	380	201	P	V
	*	5220	100.78	-	-	89.96	33.86	12.04	35.08	380	201	A	V
		5454.68	50.72	-23.28	74	38.71	34.47	12.63	35.09	380	201	P	V
		5430.04	41.36	-12.64	54	29.39	34.43	12.63	35.09	380	201	A	V
Remark	1. No other spurious found. 2. All results are PASS against Peak and Average limit line.												



Band 1 5150~5250MHz

WIFI 802.11a (Harmonic @ 3m)

WIFI	Note	Frequency (MHz)	Level (dBμV/m)	Over Limit (dB)	Limit Line (dBμV/m)	Read Level (dBμV)	Antenna Factor (dB/m)	Cable Loss (dB)	Preamp Factor (dB)	Ant Pos (cm)	Table Pos (deg)	Peak Avg. (P/A)	Pol. (H/V)
802.11a CH 48 5240MHz		10480	46.65	-27.35	74	48.73	39.19	17.94	59.21	100	0	P	H
		15720	50.7	-23.3	74	43.6	41.45	22.37	56.72	100	0	P	H
													H
													H
		10480	47.23	-26.77	74	49.31	39.19	17.94	59.21	100	0	P	V
		15720	50.78	-23.22	74	43.68	41.45	22.37	56.72	100	0	P	V
													V
													V
Remark	1. No other spurious found. 2. All results are PASS against Peak and Average limit line.												



Band 2 - 5250~5350MHz
WIFI 802.11a (Band Edge @ 3m)

WIFI	Note	Frequency	Level	Over	Limit	Read	Antenna	Cable	Preamp	Ant	Table	Peak	Pol.
		(MHz)	(dBμV/m)	(dB)	(dBμV/m)	(dBμV)	(dB/m)	(dB)	(dB)	(cm)	(deg)	(P/A)	(H/V)
802.11a CH 60 5300MHz		5133.7	49.29	-24.71	74	38.77	33.65	11.95	35.08	200	244	P	H
		5148.05	39.97	-14.03	54	29.37	33.69	11.99	35.08	200	244	A	H
	*	5300	110.51	-	-	99.23	34.08	12.28	35.08	200	244	P	H
	*	5300	102.68	-	-	91.4	34.08	12.28	35.08	200	244	A	H
		5350.8	55.32	-18.68	74	43.66	34.21	12.53	35.08	200	244	P	H
		5350.32	47.09	-6.91	54	35.43	34.21	12.53	35.08	200	244	A	H
		5139.3	50.25	-23.75	74	39.73	33.65	11.95	35.08	380	198	P	V
		5140.35	39.68	-14.32	54	29.08	33.69	11.99	35.08	380	198	A	V
	*	5300	108.13	-	-	96.85	34.08	12.28	35.08	380	198	P	V
	*	5300	100.5	-	-	89.22	34.08	12.28	35.08	380	198	A	V
		5362.56	53.54	-20.46	74	41.84	34.25	12.53	35.08	380	198	P	V
		5350.08	45.84	-8.16	54	34.18	34.21	12.53	35.08	380	198	A	V
802.11a CH 64 5320MHz	*	5320	108.66	-	-	97.21	34.12	12.41	35.08	200	239	P	H
	*	5320	100.93	-	-	89.48	34.12	12.41	35.08	200	239	A	H
		5351.04	57.52	-16.48	74	45.86	34.21	12.53	35.08	200	239	P	H
		5350.08	48.9	-5.1	54	37.24	34.21	12.53	35.08	200	239	A	H
													H
													H
	*	5320	105.38	-	-	93.93	34.12	12.41	35.08	380	196	P	V
	*	5320	98.08	-	-	86.63	34.12	12.41	35.08	380	196	A	V
		5351.52	55.52	-18.48	74	43.86	34.21	12.53	35.08	380	196	P	V
		5350.08	46.72	-7.28	54	35.06	34.21	12.53	35.08	380	196	A	V
												V	
												V	
Remark	1. No other spurious found. 2. All results are PASS against Peak and Average limit line.												



Band 2 5250~5350MHz

WIFI 802.11a (Harmonic @ 3m)

WIFI	Note	Frequency (MHz)	Level (dBμV/m)	Over Limit (dB)	Limit Line (dBμV/m)	Read Level (dBμV)	Antenna Factor (dB/m)	Cable Loss (dB)	Preamp Factor (dB)	Ant Pos (cm)	Table Pos (deg)	Peak Avg. (P/A)	Pol. (H/V)
802.11a CH 52 5260MHz		10520	46.69	-27.31	74	48.71	39.18	17.98	59.18	100	0	P	H
		15780	50.48	-23.52	74	43.2	41.55	22.41	56.68	100	0	P	H
													H
													H
		10520	47.24	-26.76	74	49.26	39.18	17.98	59.18	100	0	P	V
		15780	50.78	-23.22	74	43.5	41.55	22.41	56.68	100	0	P	V
													V
													V
Remark	1. No other spurious found. 2. All results are PASS against Peak and Average limit line.												



Band 3 - 5470~5725MHz
WIFI 802.11a (Band Edge @ 3m)

WIFI	Note	Frequency	Level	Over	Limit	Read	Antenna	Cable	Preamp	Ant	Table	Peak	Pol.	
		(MHz)	(dBμV/m)	(dB)	(dBμV/m)	(dBμV)	(dB/m)	(dB)	(dB)	(cm)	(deg)	(P/A)	(H/V)	
802.11a CH 100 5500MHz		5450.8	56.47	-17.53	74	44.46	34.47	12.63	35.09	200	234	P	H	
		5469.52	58.34	-9.86	68.2	46.31	34.51	12.61	35.09	200	234	P	H	
		5457.68	47.59	-6.41	54	35.58	34.47	12.63	35.09	200	234	A	H	
	*	5500	109.08	-	-	96.96	34.6	12.61	35.09	200	234	P	H	
	*	5500	101.43	-	-	89.31	34.6	12.61	35.09	200	234	A	H	
														H
			5455.28	53.93	-20.07	74	41.92	34.47	12.63	35.09	380	193	P	V
			5468.56	58.07	-10.13	68.2	46.04	34.51	12.61	35.09	380	193	P	V
			5458.64	45.42	-8.58	54	33.41	34.47	12.63	35.09	380	193	A	V
	*		5500	106.71	-	-	94.59	34.6	12.61	35.09	380	193	P	V
	*		5500	99.07	-	-	86.95	34.6	12.61	35.09	380	193	A	V
														V
802.11a CH 140 5700MHz	*	5700	105.46	-	-	93.33	34.6	12.67	35.14	200	230	P	H	
	*	5700	97.79	-	-	85.66	34.6	12.67	35.14	200	230	A	H	
			5725.88	57.42	-10.78	68.2	45.23	34.6	12.73	35.14	200	230	P	H
														H
														H
														H
	*		5700	103.98	-	-	91.85	34.6	12.67	35.14	380	189	P	V
	*		5700	96.39	-	-	84.26	34.6	12.67	35.14	380	189	A	V
			5725.88	57.33	-10.87	68.2	45.14	34.6	12.73	35.14	380	189	P	V
														V
													V	
													V	
Remark	1. No other spurious found. 2. All results are PASS against Peak and Average limit line.													



Band 3 - 5470~5725MHz
WIFI 802.11a (Harmonic @ 3m)

WIFI	Note	Frequency (MHz)	Level (dBµV/m)	Over Limit (dB)	Limit Line (dBµV/m)	Read Level (dBµV)	Antenna Factor (dB/m)	Cable Loss (dB)	Preamp Factor (dB)	Ant Pos (cm)	Table Pos (deg)	Peak Avg. (P/A)	Pol. (H/V)
802.11a CH 116 5580MHz		11160	47.45	-26.55	74	48.27	38.77	18.58	58.17	100	0	P	H
		16740	50.92	-17.28	68.2	40.91	42.9	23.07	55.96	100	0	P	H
													H
													H
		11160	48.04	-25.96	74	48.86	38.77	18.58	58.17	100	0	P	V
		16740	50.82	-17.38	68.2	40.81	42.9	23.07	55.96	100	0	P	V
													V
													V
Remark	1. No other spurious found. 2. All results are PASS against Peak and Average limit line.												



Band 3 - Straddle Channel
WIFI 802.11a (Band Edge @ 3m)

WIFI	Note	Frequency	Level	Over	Limit	Read	Antenna	Cable	Preamp	Ant	Table	Peak	Pol.	
		(MHz)	(dBμV/m)	(dB)	(dBμV/m)	(dBμV)	(dB/m)	(dB)	(dB)	(cm)	(deg)	(P/A)	(H/V)	
802.11a CH 144 5720MHz	*	5720	110.64	-	-	98.45	34.6	12.73	35.14	200	229	P	H	
	*	5720	102.38	-	-	90.19	34.6	12.73	35.14	200	229	A	H	
													H	
													H	
													H	
	*	5720	109.21	-	-	97.02	34.6	12.73	35.14	379	188	P	V	
	*	5720	101.08	-	-	88.89	34.6	12.73	35.14	379	188	A	V	
														V
														V
														V
														V
	Remark	1. No other spurious found. 2. All results are PASS against Peak and Average limit line.												



Band 3 - Straddle Channel
WIFI 802.11a (Harmonic @ 3m)

WIFI	Note	Frequency (MHz)	Level (dBµV/m)	Over Limit (dB)	Limit Line (dBµV/m)	Read Level (dBµV)	Antenna Factor (dB/m)	Cable Loss (dB)	Preamp Factor (dB)	Ant Pos (cm)	Table Pos (deg)	Peak Avg. (P/A)	Pol. (H/V)
802.11a CH 144 5720MHz		11440	47.74	-26.26	74	47.18	39.19	18.84	57.47	100	0	P	H
		17160	52.85	-15.35	68.2	42.79	42.53	23.33	55.8	100	0	P	H
													H
													H
		11440	47.01	-26.99	74	46.45	39.19	18.84	57.47	100	0	P	V
		17160	54.16	-14.04	68.2	44.1	42.53	23.33	55.8	100	0	P	V
													V
													V
Remark	1. No other spurious found. 2. All results are PASS against Peak and Average limit line.												



Emission below 1GHz

WIFI 802.11a (LF @ 3m)

WIFI	Note	Frequency	Level	Over	Limit	Read	Antenna	Cable	Preamp	Ant	Table	Peak	Pol.	
		(MHz)	(dBμV/m)	(dB)	(dBμV/m)	(dBμV)	(dB/m)	(dB)	(dB)	(cm)	(deg)	(P/A)	(H/V)	
802.11a LF		65.1	31.99	-8.01	40	49.12	12.35	2.11	31.59	100	67	P	H	
		186.87	32.61	-10.89	43.5	45.88	15.47	2.72	31.46			P	H	
		287.58	33.09	-12.91	46	41.51	19.62	3.28	31.32			P	H	
		325.2	34.21	-11.79	46	41.54	20.5	3.43	31.26			P	H	
		519.8	37.42	-8.58	46	39.88	24.36	4.13	30.95			P	H	
		938.4	34.86	-11.14	46	30.13	29.92	5.33	30.52			P	H	
														H
														H
														H
														H
														H
			30.81	34.43	-5.57	40	38.62	25.46	1.71	31.36	100	237	P	V
			186.87	33.12	-10.38	43.5	46.39	15.47	2.72	31.46			P	V
			260.04	31.67	-14.33	46	39.75	20	3.28	31.36			P	V
			325.2	37.79	-8.21	46	45.12	20.5	3.43	31.26			P	V
			519.8	40.34	-5.66	46	42.8	24.36	4.13	30.95			P	V
			940.5	35.08	-10.92	46	30.21	29.99	5.4	30.52			P	V
														V
													V	
													V	
													V	
													V	
Remark	1. No other spurious found. 2. All results are PASS against limit line.													



<Ant. No. 4 Chain 0+1>

Band 1 - 5150~5250MHz
WIFI 802.11a (Band Edge @ 3m)

WIFI	Note	Frequency	Level	Over Limit	Limit Line	Read Level	Antenna Factor	Cable Loss	Preamp Factor	Ant Pos	Table Pos	Peak Avg.	Pol.
		(MHz)	(dBμV/m)	(dB)	(dBμV/m)	(dBμV)	(dB/m)	(dB)	(dB)	(cm)	(deg)	(P/A)	(H/V)
802.11a CH 36 5180MHz		5150.02	60.31	-89.69	150	49.71	33.69	11.99	35.08	300	313	P	H
		5149.76	51.34	-2.66	54	40.74	33.69	11.99	35.08	300	313	A	H
	*	5180	113.03	-	-	102.34	33.78	11.99	35.08	300	313	P	H
	*	5180	104.78	-	-	94.09	33.78	11.99	35.08	300	313	A	H
		5146.64	57.1	-16.9	74	46.5	33.69	11.99	35.08	380	11	P	V
		5150	47.54	-6.46	54	36.94	33.69	11.99	35.08	380	11	A	V
	*	5180	108.49	-	-	97.8	33.78	11.99	35.08	380	11	P	V
	*	5180	100.17	-	-	89.48	33.78	11.99	35.08	380	11	A	V
802.11a CH 44 5220MHz		5149.24	55.78	-18.22	74	45.18	33.69	11.99	35.08	300	309	P	H
		5149.76	47.75	-6.25	54	37.15	33.69	11.99	35.08	300	309	A	H
	*	5220	116.74	-	-	105.92	33.86	12.04	35.08	300	309	P	H
	*	5220	108.58	-	-	97.76	33.86	12.04	35.08	300	309	A	H
		5435.36	54.33	-19.67	74	42.36	34.43	12.63	35.09	300	309	P	H
		5430.6	47.26	-6.74	54	35.29	34.43	12.63	35.09	300	309	A	H
		5146.64	52.99	-21.01	74	42.39	33.69	11.99	35.08	380	19	P	V
		5149.76	43.88	-10.12	54	33.28	33.69	11.99	35.08	380	19	A	V
	*	5220	112.04	-	-	101.22	33.86	12.04	35.08	380	19	P	V
	*	5220	103.67	-	-	92.85	33.86	12.04	35.08	380	19	A	V
		5430.6	52.23	-21.77	74	40.26	34.43	12.63	35.09	380	19	P	V
		5431.16	44.15	-9.85	54	32.18	34.43	12.63	35.09	380	19	A	V
Remark	1. No other spurious found. 2. All results are PASS against Peak and Average limit line.												



Band 1 5150~5250MHz

WIFI 802.11a (Harmonic @ 3m)

WIFI	Note	Frequency (MHz)	Level (dBμV/m)	Over Limit (dB)	Limit Line (dBμV/m)	Read Level (dBμV)	Antenna Factor (dB/m)	Cable Loss (dB)	Preamp Factor (dB)	Ant Pos (cm)	Table Pos (deg)	Peak Avg. (P/A)	Pol. (H/V)
802.11a CH 48 5240MHz		10480	47.55	-26.45	74	49.63	39.19	17.94	59.21	100	0	P	H
		15720	55	-19	74	47.9	41.45	22.37	56.72	200	333	P	H
		15720	43.21	-10.79	54	36.11	41.45	22.37	56.72	200	333	A	H
													H
		10480	47.17	-26.83	74	49.25	39.19	17.94	59.21	100	0	P	V
		15720	56.46	-17.54	74	49.36	41.45	22.37	56.72	375	308	P	V
		15720	45.16	-8.84	54	38.06	41.45	22.37	56.72	375	308	A	V
Remark	1. No other spurious found. 2. All results are PASS against Peak and Average limit line.												



Band 1 5150~5250MHz
WIFI 802.11ac VHT20 (Band Edge @ 3m)

WIFI	Note	Frequency (MHz)	Level (dBμV/m)	Over Limit (dB)	Limit Line (dBμV/m)	Read Level (dBμV)	Antenna Factor (dB/m)	Cable Loss (dB)	Preamp Factor (dB)	Ant Pos (cm)	Table Pos (deg)	Peak Avg. (P/A)	Pol. (H/V)	
802.11ac VHT20 CH 36 5180MHz		5145.86	60.23	-13.77	74	49.63	33.69	11.99	35.08	300	312	P	H	
		5150	51.34	-2.66	54	40.74	33.69	11.99	35.08	300	312	A	H	
	*	5180	112.44	-	-	101.75	33.78	11.99	35.08	300	312	P	H	
	*	5180	103.61	-	-	92.92	33.78	11.99	35.08	300	312	A	H	
													H	
														H
			5142.22	56.46	-17.54	74	45.86	33.69	11.99	35.08	372	4	P	V
			5149.24	47.03	-6.97	54	36.43	33.69	11.99	35.08	372	4	A	V
		*	5180	108.92	-	-	98.23	33.78	11.99	35.08	372	4	P	V
		*	5180	100.23	-	-	89.54	33.78	11.99	35.08	372	4	A	V
													V	
													V	
802.11ac VHT20 CH 44 5220MHz		5147.68	59.96	-14.04	74	49.36	33.69	11.99	35.08	300	310	P	H	
		5150	48.26	-5.74	54	37.66	33.69	11.99	35.08	300	310	A	H	
	*	5220	116.23	-	-	105.41	33.86	12.04	35.08	300	310	P	H	
	*	5220	107.66	-	-	96.84	33.86	12.04	35.08	300	310	A	H	
			5430.32	53.2	-20.8	74	41.23	34.43	12.63	35.09	300	310	P	H
			5428.92	46.52	-7.48	54	34.55	34.43	12.63	35.09	300	310	A	H
			5149.5	52	-22	74	41.4	33.69	11.99	35.08	380	19	P	V
			5149.24	44.18	-9.82	54	33.58	33.69	11.99	35.08	380	19	A	V
		*	5220	111.63	-	-	100.81	33.86	12.04	35.08	380	19	P	V
		*	5220	102.96	-	-	92.14	33.86	12.04	35.08	380	19	A	V
		5376	52.14	-21.86	74	40.45	34.25	12.53	35.09	380	19	P	V	
		5432	43.79	-10.21	54	31.82	34.43	12.63	35.09	380	19	A	V	
Remark	1. No other spurious found. 2. All results are PASS against Peak and Average limit line.													



Band 1 5150~5250MHz
WIFI 802.11ac VHT20 (Harmonic @ 3m)

Table with 14 columns: WIFI, Note, Frequency (MHz), Level (dBµV/m), Over Limit (dB), Limit Line (dBµV/m), Read Level (dBµV), Antenna Factor (dB/m), Cable Loss (dB), Preamp Factor (dB), Ant Pos (cm), Table Pos (deg), Peak Avg. (P/A), Pol. (H/V). Rows include data for 802.11ac VHT20 CH 48 5240MHz and a Remark section.



Band 1 5150~5250MHz
WIFI 802.11ac VHT40 (Band Edge @ 3m)

WIFI	Note	Frequency (MHz)	Level (dBμV/m)	Over Limit (dB)	Limit Line (dBμV/m)	Read Level (dBμV)	Antenna Factor (dB/m)	Cable Loss (dB)	Preamp Factor (dB)	Ant Pos (cm)	Table Pos (deg)	Peak Avg. (P/A)	Pol. (H/V)
802.11ac VHT40 CH 38 5190MHz		5145.86	57.95	-16.05	74	47.35	33.69	11.99	35.08	300	308	P	H
		5148.2	51.55	-2.45	54	40.95	33.69	11.99	35.08	300	308	A	H
	*	5190	103.1	-	-	92.36	33.78	12.04	35.08	300	308	P	H
	*	5190	94.91	-	-	84.17	33.78	12.04	35.08	300	308	A	H
		5388.04	51.32	-22.68	74	39.46	34.3	12.65	35.09	300	308	P	H
		5460	42.48	-11.52	54	30.47	34.47	12.63	35.09	300	308	A	H
		5145.86	54.77	-19.23	74	44.17	33.69	11.99	35.08	377	7	P	V
		5148.46	48.27	-5.73	54	37.67	33.69	11.99	35.08	377	7	A	V
	*	5190	98.89	-	-	88.15	33.78	12.04	35.08	377	7	P	V
	*	5190	90.72	-	-	79.98	33.78	12.04	35.08	377	7	A	V
		5426.4	50.67	-23.33	74	38.75	34.38	12.63	35.09	377	7	P	V
		5447.12	42.1	-11.9	54	30.09	34.47	12.63	35.09	377	7	A	V
802.11ac VHT40 CH 46 5230MHz		5143.78	60.54	-13.46	74	49.94	33.69	11.99	35.08	300	304	P	H
		5148.46	52.69	-1.31	54	42.09	33.69	11.99	35.08	300	304	A	H
	*	5230	111.06	-	-	100.07	33.91	12.16	35.08	300	304	P	H
	*	5230	102.64	-	-	91.65	33.91	12.16	35.08	300	304	A	H
		5359.48	53.16	-20.84	74	41.5	34.21	12.53	35.08	300	304	P	H
		5352.48	45.29	-8.71	54	33.63	34.21	12.53	35.08	300	304	A	H
		5148.72	57.03	-16.97	74	46.43	33.69	11.99	35.08	380	19	P	V
		5149.24	48.33	-5.67	54	37.73	33.69	11.99	35.08	380	19	A	V
	*	5230	107.43	-	-	96.44	33.91	12.16	35.08	380	19	P	V
	*	5230	99.06	-	-	88.07	33.91	12.16	35.08	380	19	A	V
	5413.8	51.07	-22.93	74	39.13	34.38	12.65	35.09	380	19	P	V	
	5351.64	43.33	-10.67	54	31.67	34.21	12.53	35.08	380	19	A	V	
Remark	1. No other spurious found. 2. All results are PASS against Peak and Average limit line.												



Band 1 5150~5250MHz
WIFI 802.11ac VHT40 (Harmonic @ 3m)

WIFI	Note	Frequency (MHz)	Level (dBμV/m)	Over Limit (dB)	Limit Line (dBμV/m)	Read Level (dBμV)	Antenna Factor (dB/m)	Cable Loss (dB)	Preamp Factor (dB)	Ant Pos (cm)	Table Pos (deg)	Peak Avg. (P/A)	Pol. (H/V)	
802.11ac VHT40 CH 46 5230MHz		10460	47.33	-26.67	74	49.5	39.16	17.91	59.24	100	0	P	H	
		15690	49.92	-24.08	74	42.96	41.38	22.33	56.75	100	0	P	H	
													H	
													H	
			10460	48.09	-25.91	74	50.26	39.16	17.91	59.24	100	0	P	V
			15690	49.38	-24.62	74	42.42	41.38	22.33	56.75	100	0	P	V
														V
														V
Remark	1. No other spurious found. 2. All results are PASS against Peak and Average limit line.													



Band 1 5150~5250MHz
WIFI 802.11ac VHT80 (Band Edge @ 3m)

Table with 14 columns: WIFI, Note, Frequency (MHz), Level (dBµV/m), Over Limit (dB), Limit Line (dBµV/m), Read Level (dBµV), Antenna Factor (dB/m), Cable Loss (dB), Preamp Factor (dB), Ant Pos (cm), Table Pos (deg), Peak Avg. (P/A), Pol. (H/V). Rows include test data for 802.11ac VHT80 CH 42 5210MHz and a Remark section.



Band 1 5150~5250MHz
WIFI 802.11ac VHT80 (Harmonic @ 3m)

WIFI	Note	Frequency (MHz)	Level (dBμV/m)	Over Limit (dB)	Limit Line (dBμV/m)	Read Level (dBμV)	Antenna Factor (dB/m)	Cable Loss (dB)	Preamp Factor (dB)	Ant Pos (cm)	Table Pos (deg)	Peak Avg. (P/A)	Pol. (H/V)	
802.11ac VHT80 CH 42 5210MHz		10420	46.99	-27.01	74	49.26	39.13	17.87	59.27	100	0	P	H	
		15630	48.78	-25.22	74	42	41.28	22.29	56.79	100	0	P	H	
													H	
													H	
			10420	46.99	-27.01	74	49.26	39.13	17.87	59.27	100	0	P	V
			15630	49.04	-24.96	74	42.26	41.28	22.29	56.79	100	0	P	V
														V
													V	
Remark	1. No other spurious found. 2. All results are PASS against Peak and Average limit line.													



Band 2 - 5250~5350MHz
WIFI 802.11a (Band Edge @ 3m)

WIFI	Note	Frequency	Level	Over	Limit	Read	Antenna	Cable	Preamp	Ant	Table	Peak	Pol.
		(MHz)	(dBμV/m)	(dB)	(dBμV/m)	(dBμV)	(dB/m)	(dB)	(dB)	(cm)	(deg)	(P/A)	(H/V)
802.11a CH 60 5300MHz		5126.7	50.75	-23.25	74	40.23	33.65	11.95	35.08	300	309	P	H
		5074.9	41.92	-12.08	54	31.57	33.52	11.9	35.07	300	309	A	H
	*	5300	115.82	-	-	104.54	34.08	12.28	35.08	300	309	P	H
	*	5300	107.82	-	-	96.54	34.08	12.28	35.08	300	309	A	H
		5351.76	62.21	-11.79	74	50.55	34.21	12.53	35.08	300	309	P	H
		5351.04	51.64	-2.36	54	39.98	34.21	12.53	35.08	300	309	A	H
		5133	50.21	-23.79	74	39.69	33.65	11.95	35.08	376	5	P	V
		5081.9	40.89	-13.11	54	30.54	33.52	11.9	35.07	376	5	A	V
	*	5300	111.66	-	-	100.38	34.08	12.28	35.08	376	5	P	V
	*	5300	103.55	-	-	92.27	34.08	12.28	35.08	376	5	A	V
		5354.16	58.89	-15.11	74	47.23	34.21	12.53	35.08	376	5	P	V
		5351.04	47.23	-6.77	54	35.57	34.21	12.53	35.08	376	5	A	V
802.11a CH 64 5320MHz	*	5320	113.98	-	-	102.53	34.12	12.41	35.08	300	310	P	H
	*	5320	106.27	-	-	94.82	34.12	12.41	35.08	300	310	A	H
		5351.84	61.27	-12.73	74	49.61	34.21	12.53	35.08	300	310	P	H
		5350.56	52.11	-1.89	54	40.45	34.21	12.53	35.08	300	310	A	H
													H
													H
	*	5320	109.52	-	-	98.07	34.12	12.41	35.08	372	7	P	V
	*	5320	101.74	-	-	90.29	34.12	12.41	35.08	372	7	A	V
		5352.64	56.8	-17.2	74	45.14	34.21	12.53	35.08	372	7	P	V
		5351.52	47.11	-6.89	54	35.45	34.21	12.53	35.08	372	7	A	V
												V	
												V	
Remark	1. No other spurious found. 2. All results are PASS against Peak and Average limit line.												



Band 2 5250~5350MHz

WIFI 802.11a (Harmonic @ 3m)

WIFI	Note	Frequency (MHz)	Level (dBμV/m)	Over Limit (dB)	Limit Line (dBμV/m)	Read Level (dBμV)	Antenna Factor (dB/m)	Cable Loss (dB)	Preamp Factor (dB)	Ant Pos (cm)	Table Pos (deg)	Peak Avg. (P/A)	Pol. (H/V)
802.11a CH 52 5260MHz		10520	47.28	-26.72	74	49.3	39.18	17.98	59.18	100	0	P	H
		15780	54.71	-19.29	74	47.43	41.55	22.41	56.68	200	343	P	H
		15780	43.32	-10.68	54	36.04	41.55	22.41	56.68	200	343	A	H
													H
		10520	47.31	-26.69	74	49.33	39.18	17.98	59.18	100	0	P	V
		15780	56.29	-17.71	74	49.01	41.55	22.41	56.68	380	310	P	V
		15780	45.7	-8.3	54	38.42	41.55	22.41	56.68	380	310	A	V
Remark	1. No other spurious found. 2. All results are PASS against Peak and Average limit line.												



Band 2 5250~5350MHz
WIFI 802.11ac VHT20 (Band Edge @ 3m)

WIFI	Note	Frequency (MHz)	Level (dBμV/m)	Over Limit (dB)	Limit Line (dBμV/m)	Read Level (dBμV)	Antenna Factor (dB/m)	Cable Loss (dB)	Preamp Factor (dB)	Ant Pos (cm)	Table Pos (deg)	Peak Avg. (P/A)	Pol. (H/V)
802.11ac VHT20 CH 60 5300MHz		5133	50.32	-23.68	74	39.8	33.65	11.95	35.08	300	310	P	H
		5079.1	41.93	-12.07	54	31.58	33.52	11.9	35.07	300	310	A	H
	*	5300	115.77	-	-	104.49	34.08	12.28	35.08	300	310	P	H
	*	5300	107.13	-	-	95.85	34.08	12.28	35.08	300	310	A	H
		5351.28	59.76	-14.24	74	48.1	34.21	12.53	35.08	300	310	P	H
		5350.08	51.88	-2.12	54	40.22	34.21	12.53	35.08	300	310	A	H
		5058.45	50.15	-23.85	74	39.9	33.47	11.85	35.07	376	6	P	V
		5149.1	40.85	-13.15	54	30.25	33.69	11.99	35.08	376	6	A	V
	*	5300	111.68	-	-	100.4	34.08	12.28	35.08	376	6	P	V
	*	5300	103.09	-	-	91.81	34.08	12.28	35.08	376	6	A	V
		5353.2	55.16	-18.84	74	43.5	34.21	12.53	35.08	376	6	P	V
		5351.04	47.27	-6.73	54	35.61	34.21	12.53	35.08	376	6	A	V
802.11ac VHT20 CH 64 5320MHz	*	5320	113.36	-	-	101.91	34.12	12.41	35.08	300	311	P	H
	*	5320	104.77	-	-	93.32	34.12	12.41	35.08	300	311	A	H
		5353.6	58.91	-15.09	74	47.25	34.21	12.53	35.08	300	311	P	H
		5351.2	51.39	-2.61	54	39.73	34.21	12.53	35.08	300	311	A	H
													H
													H
	*	5320	109.22	-	-	97.77	34.12	12.41	35.08	372	6	P	V
	*	5320	100.44	-	-	88.99	34.12	12.41	35.08	372	6	A	V
		5351.2	54.41	-19.59	74	42.75	34.21	12.53	35.08	372	6	P	V
		5350.88	46.82	-7.18	54	35.16	34.21	12.53	35.08	372	6	A	V
												V	
												V	
Remark	1. No other spurious found. 2. All results are PASS against Peak and Average limit line.												



Band 2 5250~5350MHz
WIFI 802.11ac VHT20 (Harmonic @ 3m)

Table with 14 columns: WIFI, Note, Frequency (MHz), Level (dBµV/m), Over Limit (dB), Limit Line (dBµV/m), Read Level (dBµV), Antenna Factor (dB/m), Cable Loss (dB), Preamp Factor (dB), Ant Pos (cm), Table Pos (deg), Peak Avg. (P/A), Pol. (H/V). Rows include data for 802.11ac VHT20 CH 52 at 10520 and 15780 MHz.

Remark

- 1. No other spurious found.
2. All results are PASS against Peak and Average limit line.



Band 2 5250~5350MHz
WIFI 802.11ac VHT40 (Band Edge @ 3m)

WIFI	Note	Frequency (MHz)	Level (dBμV/m)	Over Limit (dB)	Limit Line (dBμV/m)	Read Level (dBμV)	Antenna Factor (dB/m)	Cable Loss (dB)	Preamp Factor (dB)	Ant Pos (cm)	Table Pos (deg)	Peak Avg. (P/A)	Pol. (H/V)
802.11ac VHT40 CH 54 5270MHz		5148.05	52.15	-21.85	74	41.55	33.69	11.99	35.08	300	306	P	H
		5148.75	44.62	-9.38	54	34.02	33.69	11.99	35.08	300	306	A	H
	*	5270	111.47	-	-	100.28	33.99	12.28	35.08	300	306	P	H
	*	5270	103.25	-	-	92.06	33.99	12.28	35.08	300	306	A	H
		5358.96	58.79	-15.21	74	47.13	34.21	12.53	35.08	300	306	P	H
		5351.52	51.43	-2.57	54	39.77	34.21	12.53	35.08	300	306	A	H
		5147.7	50.2	-23.8	74	39.6	33.69	11.99	35.08	379	360	P	V
		5145.25	42.24	-11.76	54	31.64	33.69	11.99	35.08	379	360	A	V
	*	5270	107.46	-	-	96.27	33.99	12.28	35.08	379	360	P	V
	*	5270	99.24	-	-	88.05	33.99	12.28	35.08	379	360	A	V
		5351.28	55.48	-18.52	74	43.82	34.21	12.53	35.08	379	360	P	V
		5353.92	47.77	-6.23	54	36.11	34.21	12.53	35.08	379	360	A	V
802.11ac VHT40 CH 62 5310MHz		5063	49.01	-24.99	74	38.71	33.47	11.9	35.07	300	308	P	H
		5131.95	41.35	-12.65	54	30.83	33.65	11.95	35.08	300	308	A	H
	*	5310	104.4	-	-	92.95	34.12	12.41	35.08	300	308	P	H
	*	5310	96.47	-	-	85.02	34.12	12.41	35.08	300	308	A	H
		5350.8	60.56	-13.44	74	48.9	34.21	12.53	35.08	300	308	P	H
		5350.8	52.61	-1.39	54	40.95	34.21	12.53	35.08	300	308	A	H
		5128.1	49.36	-24.64	74	38.84	33.65	11.95	35.08	379	360	P	V
		5144.55	41.38	-12.62	54	30.78	33.69	11.99	35.08	379	360	A	V
	*	5310	100.82	-	-	89.37	34.12	12.41	35.08	379	360	P	V
	*	5310	92.29	-	-	80.84	34.12	12.41	35.08	379	360	A	V
	5356.56	55.8	-18.2	74	44.14	34.21	12.53	35.08	379	360	P	V	
	5352	48.56	-5.44	54	36.9	34.21	12.53	35.08	379	360	A	V	
Remark	1. No other spurious found. 2. All results are PASS against Peak and Average limit line.												



Band 2 5250~5350MHz

WIFI 802.11ac VHT40 (Harmonic @ 3m)

WIFI	Note	Frequency (MHz)	Level (dBµV/m)	Over Limit (dB)	Limit Line (dBµV/m)	Read Level (dBµV)	Antenna Factor (dB/m)	Cable Loss (dB)	Preamp Factor (dB)	Ant Pos (cm)	Table Pos (deg)	Peak Avg. (P/A)	Pol. (H/V)
802.11ac VHT40 CH 54 5270MHz		10540	46.96	-27.04	74	48.99	39.15	17.98	59.16	100	0	P	H
		15810	50.08	-23.92	74	42.66	41.62	22.45	56.65	100	0	P	H
													H
													H
		10540	46.61	-27.39	74	48.64	39.15	17.98	59.16	100	0	P	V
		15810	49.48	-24.52	74	42.06	41.62	22.45	56.65	100	0	P	V
													V
													V
Remark	1. No other spurious found. 2. All results are PASS against Peak and Average limit line.												



Band 2 5250~5350MHz
WIFI 802.11ac VHT80 (Band Edge @ 3m)

WIFI	Note	Frequency (MHz)	Level (dBμV/m)	Over Limit (dB)	Limit Line (dBμV/m)	Read Level (dBμV)	Antenna Factor (dB/m)	Cable Loss (dB)	Preamp Factor (dB)	Ant Pos (cm)	Table Pos (deg)	Peak Avg. (P/A)	Pol. (H/V)
802.11ac VHT80 CH 58 5290MHz		5146.3	53.52	-20.48	74	42.92	33.69	11.99	35.08	300	312	P	H
		5148.05	45.32	-8.68	54	34.72	33.69	11.99	35.08	300	312	A	H
	*	5290	103.25	-	-	92.01	34.04	12.28	35.08	300	312	P	H
	*	5290	94.75	-	-	83.51	34.04	12.28	35.08	300	312	A	H
		5360.88	58.87	-15.13	74	47.17	34.25	12.53	35.08	300	312	P	H
		5360.64	50.95	-3.05	54	39.25	34.25	12.53	35.08	300	312	A	H
		5143.85	50.56	-23.44	74	39.96	33.69	11.99	35.08	379	360	P	V
		5149.1	42.6	-11.4	54	32	33.69	11.99	35.08	379	360	A	V
	*	5290	99.75	-	-	88.51	34.04	12.28	35.08	379	360	P	V
	*	5290	91.1	-	-	79.86	34.04	12.28	35.08	379	360	A	V
		5376.96	55.42	-18.58	74	43.73	34.25	12.53	35.09	379	360	P	V
		5372.4	47.66	-6.34	54	35.96	34.25	12.53	35.08	379	360	A	V
Remark	1. No other spurious found. 2. All results are PASS against Peak and Average limit line.												



Band 2 5250~5350MHz
WIFI 802.11ac VHT80 (Harmonic @ 3m)

WIFI	Note	Frequency (MHz)	Level (dBμV/m)	Over Limit (dB)	Limit Line (dBμV/m)	Read Level (dBμV)	Antenna Factor (dB/m)	Cable Loss (dB)	Preamp Factor (dB)	Ant Pos (cm)	Table Pos (deg)	Peak Avg. (P/A)	Pol. (H/V)	
802.11ac VHT80 CH 58 5290MHz		10580	47.2	-26.8	74	49.2	39.08	18.02	59.1	100	0	P	H	
		15870	50.77	-23.23	74	43.08	41.76	22.53	56.6	100	0	P	H	
													H	
													H	
			10580	48.03	-25.97	74	50.03	39.08	18.02	59.1	100	0	P	V
			15870	50.7	-23.3	74	43.01	41.76	22.53	56.6	100	0	P	V
														V
													V	
Remark	1. No other spurious found. 2. All results are PASS against Peak and Average limit line.													



Band 3 - 5470~5725MHz
WIFI 802.11a (Band Edge @ 3m)

WIFI	Note	Frequency	Level	Over	Limit	Read	Antenna	Cable	Preamp	Ant	Table	Peak	Pol.	
		(MHz)	(dBμV/m)	(dB)	(dBμV/m)	(dBμV)	(dB/m)	(dB)	(dB)	(cm)	(deg)	(P/A)	(H/V)	
802.11a CH 100 5500MHz		5459.76	59.28	-14.72	74	47.27	34.47	12.63	35.09	300	313	P	H	
		5465.36	63.46	-4.74	68.2	51.43	34.51	12.61	35.09	300	313	P	H	
		5459.6	51.15	-2.85	54	39.14	34.47	12.63	35.09	300	313	A	H	
	*	5500	114.8	-	-	102.68	34.6	12.61	35.09	300	313	P	H	
	*	5500	107	-	-	94.88	34.6	12.61	35.09	300	313	A	H	
														H
			5456.88	54.64	-19.36	74	42.63	34.47	12.63	35.09	380	354	P	V
			5469.84	61.49	-6.71	68.2	49.46	34.51	12.61	35.09	380	354	P	V
			5460	47.66	-6.34	54	35.65	34.47	12.63	35.09	380	354	A	V
	*	5500	110.03	-	-	97.91	34.6	12.61	35.09	380	354	P	V	
	*	5500	101.72	-	-	89.6	34.6	12.61	35.09	380	354	A	V	
														V
802.11a CH 140 5700MHz	*	5700	112.52	-	-	100.39	34.6	12.67	35.14	300	316	P	H	
	*	5700	104.69	-	-	92.56	34.6	12.67	35.14	300	316	A	H	
		5725.72	66.65	-1.55	68.2	54.46	34.6	12.73	35.14	300	316	P	H	
													H	
													H	
													H	
	*	5700	109.13	-	-	97	34.6	12.67	35.14	380	12	P	V	
	*	5700	100.87	-	-	88.74	34.6	12.67	35.14	380	12	A	V	
		5725.16	64.54	-3.66	68.2	52.35	34.6	12.73	35.14	380	12	P	V	
													V	
												V		
												V		
Remark	1. No other spurious found. 2. All results are PASS against Peak and Average limit line.													



Band 3 - 5470~5725MHz

WIFI 802.11a (Harmonic @ 3m)

WIFI	Note	Frequency (MHz)	Level (dBμV/m)	Over Limit (dB)	Limit Line (dBμV/m)	Read Level (dBμV)	Antenna Factor (dB/m)	Cable Loss (dB)	Preamp Factor (dB)	Ant Pos (cm)	Table Pos (deg)	Peak Avg. (P/A)	Pol. (H/V)
802.11a CH 116 5580MHz		11160	47.57	-26.43	74	48.39	38.77	18.58	58.17	100	0	P	H
		16740	51.81	-16.39	68.2	41.8	42.9	23.07	55.96	100	0	P	H
													H
													H
		11160	47.44	-26.56	74	48.26	38.77	18.58	58.17	100	0	P	V
		16740	52.78	-15.42	68.2	42.77	42.9	23.07	55.96	100	0	P	V
													V
													V
Remark	1. No other spurious found. 2. All results are PASS against Peak and Average limit line.												



Band 3 - 5470~5725MHz
WIFI 802.11ac VHT20 (Band Edge @ 3m)

WIFI	Note	Frequency (MHz)	Level (dBμV/m)	Over Limit (dB)	Limit Line (dBμV/m)	Read Level (dBμV)	Antenna Factor (dB/m)	Cable Loss (dB)	Preamp Factor (dB)	Ant Pos (cm)	Table Pos (deg)	Peak Avg. (P/A)	Pol. (H/V)	
802.11ac VHT20 CH 100 5500MHz		5459.8	58.53	-15.47	74	46.52	34.47	12.63	35.09	300	313	P	H	
		5468.56	62.04	-6.16	68.2	50.01	34.51	12.61	35.09	300	313	P	H	
		5458.16	50.39	-3.61	54	38.38	34.47	12.63	35.09	300	313	A	H	
	*	5500	114.43	-	-	102.31	34.6	12.61	35.09	300	313	P	H	
	*	5500	105.91	-	-	93.79	34.6	12.61	35.09	300	313	A	H	
														H
			5452.56	53.85	-20.15	74	41.84	34.47	12.63	35.09	380	354	P	V
			5468.08	58.6	-9.6	68.2	46.57	34.51	12.61	35.09	380	354	P	V
			5460	46.65	-7.35	54	34.64	34.47	12.63	35.09	380	354	A	V
	*		5500	109.34	-	-	97.22	34.6	12.61	35.09	380	354	P	V
	*		5500	100.62	-	-	88.5	34.6	12.61	35.09	380	354	A	V
													V	
802.11ac VHT20 CH 140 5700MHz	*	5700	111.78	-	-	99.65	34.6	12.67	35.14	300	317	P	H	
	*	5700	103.24	-	-	91.11	34.6	12.67	35.14	300	317	A	H	
			5725.64	65.77	-2.43	68.2	53.58	34.6	12.73	35.14	300	317	P	H
														H
														H
														H
	*		5700	108.52	-	-	96.39	34.6	12.67	35.14	380	13	P	V
	*		5700	99.68	-	-	87.55	34.6	12.67	35.14	380	13	A	V
			5725.24	62.3	-5.9	68.2	50.11	34.6	12.73	35.14	380	13	P	V
														V
														V
													V	
Remark	1. No other spurious found. 2. All results are PASS against Peak and Average limit line.													



Band 3 - 5470~5725MHz
WIFI 802.11ac VHT20 (Harmonic @ 3m)

WIFI	Note	Frequency (MHz)	Level (dBμV/m)	Over Limit (dB)	Limit Line (dBμV/m)	Read Level (dBμV)	Antenna Factor (dB/m)	Cable Loss (dB)	Preamp Factor (dB)	Ant Pos (cm)	Table Pos (deg)	Peak Avg. (P/A)	Pol. (H/V)
802.11ac VHT20 CH 116 5580MHz		11160	47.93	-26.07	74	48.75	38.77	18.58	58.17	100	0	P	H
		16740	52.63	-15.57	68.2	42.62	42.9	23.07	55.96	100	0	P	H
													H
													H
		11160	47.99	-26.01	74	48.81	38.77	18.58	58.17	100	0	P	V
		16740	53.47	-14.73	68.2	43.46	42.9	23.07	55.96	100	0	P	V
													V
													V
Remark	1. No other spurious found. 2. All results are PASS against Peak and Average limit line.												



Band 3 - 5470~5725MHz
WIFI 802.11ac VHT40 (Band Edge @ 3m)

WIFI	Note	Frequency (MHz)	Level (dBμV/m)	Over Limit (dB)	Limit Line (dBμV/m)	Read Level (dBμV)	Antenna Factor (dB/m)	Cable Loss (dB)	Preamp Factor (dB)	Ant Pos (cm)	Table Pos (deg)	Peak Avg. (P/A)	Pol. (H/V)
802.11ac VHT40 CH 102 5510MHz		5458.48	58.19	-15.81	74	46.18	34.47	12.63	35.09	300	313	P	H
		5466.16	63.83	-4.37	68.2	51.8	34.51	12.61	35.09	300	313	P	H
		5458.96	50.6	-3.4	54	38.59	34.47	12.63	35.09	300	313	A	H
	*	5510	106.85	-	-	94.76	34.6	12.59	35.1	300	313	P	H
	*	5510	98.58	-	-	86.49	34.6	12.59	35.1	300	313	A	H
		5762.795	51.83	-16.37	68.2	39.6	34.6	12.79	35.16	300	313	P	H
		5458.24	55.65	-18.35	74	43.64	34.47	12.63	35.09	379	353	P	V
		5465.68	59.02	-9.18	68.2	46.99	34.51	12.61	35.09	379	353	P	V
		5458.96	47.59	-6.41	54	35.58	34.47	12.63	35.09	379	353	A	V
	*	5510	102.82	-	-	90.73	34.6	12.59	35.1	379	353	P	V
	*	5510	94.62	-	-	82.53	34.6	12.59	35.1	379	353	A	V
		5743.58	51.15	-17.05	68.2	38.91	34.6	12.79	35.15	379	353	P	V
802.11ac VHT40 CH 134 5670MHz		5451.15	51.48	-22.52	74	39.47	34.47	12.63	35.09	300	315	P	H
		5467.6	49.98	-18.22	68.2	37.95	34.51	12.61	35.09	300	315	P	H
		5458.5	43.02	-10.98	54	31.01	34.47	12.63	35.09	300	315	A	H
	*	5670	109.34	-	-	97.2	34.6	12.67	35.13	300	315	P	H
	*	5670	101.24	-	-	89.1	34.6	12.67	35.13	300	315	A	H
		5726.325	61.14	-7.06	68.2	48.95	34.6	12.73	35.14	300	315	P	H
		5443.1	51.58	-22.42	74	39.61	34.43	12.63	35.09	370	10	P	V
		5467.6	49.96	-18.24	68.2	37.93	34.51	12.61	35.09	370	10	P	V
		5420.35	42.38	-11.62	54	30.46	34.38	12.63	35.09	370	10	A	V
	*	5670	106.76	-	-	94.62	34.6	12.67	35.13	370	10	P	V
	*	5670	98.21	-	-	86.07	34.6	12.67	35.13	370	10	A	V
		5725.625	57.52	-10.68	68.2	45.33	34.6	12.73	35.14	370	10	P	V
Remark	1. No other spurious found. 2. All results are PASS against Peak and Average limit line.												



Band 3 - 5470~5725MHz
WIFI 802.11ac VHT40 (Harmonic @ 3m)

WIFI	Note	Frequency (MHz)	Level (dB μ V/m)	Over Limit (dB)	Limit Line (dB μ V/m)	Read Level (dB μ V)	Antenna Factor (dB/m)	Cable Loss (dB)	Preamp Factor (dB)	Ant Pos (cm)	Table Pos (deg)	Peak Avg. (P/A)	Pol. (H/V)
802.11ac VHT40		11100	45.7	-28.3	74	46.88	38.66	18.5	58.34	100	0	P	H
		16650	52.63	-15.57	68.2	42.67	42.94	23.03	56.01	100	0	P	H
													H
													H
CH 110 5550MHz		11100	46.38	-27.62	74	47.56	38.66	18.5	58.34	100	0	P	V
		16650	52.22	-15.98	68.2	42.26	42.94	23.03	56.01	100	0	P	V
													V
													V
Remark	1. No other spurious found. 2. All results are PASS against Peak and Average limit line.												



Band 3 5470~5725MHz
WIFI 802.11ac VHT80 (Band Edge @ 3m)

WIFI	Note	Frequency (MHz)	Level (dBμV/m)	Over Limit (dB)	Limit Line (dBμV/m)	Read Level (dBμV)	Antenna Factor (dB/m)	Cable Loss (dB)	Preamp Factor (dB)	Ant Pos (cm)	Table Pos (deg)	Peak Avg. (P/A)	Pol. (H/V)
802.11ac VHT80 CH 106 5530MHz		5453.68	61.36	-12.64	74	49.35	34.47	12.63	35.09	300	312	P	H
		5468.08	58.82	-9.38	68.2	46.79	34.51	12.61	35.09	300	312	P	H
		5456.32	51.43	-2.57	54	39.42	34.47	12.63	35.09	300	312	A	H
	*	5530	100.77	-	-	88.68	34.6	12.59	35.1	300	312	P	H
	*	5530	92.56	-	-	80.47	34.6	12.59	35.1	300	312	A	H
		5737.91	51.38	-16.82	68.2	39.2	34.6	12.73	35.15	300	312	P	H
		5447.44	55	-19	74	42.99	34.47	12.63	35.09	380	355	P	V
		5460.4	54.49	-13.71	68.2	42.5	34.47	12.61	35.09	380	355	P	V
		5454.64	47.21	-6.79	54	35.2	34.47	12.63	35.09	380	355	A	V
	*	5530	97.44	-	-	85.35	34.6	12.59	35.1	380	355	P	V
	*	5530	89.12	-	-	77.03	34.6	12.59	35.1	380	355	A	V
	5728.46	51.08	-17.12	68.2	38.89	34.6	12.73	35.14	380	355	P	V	
802.11ac VHT80 CH 122 5610MHz		5448.35	56.32	-17.68	74	44.31	34.47	12.63	35.09	300	318	P	H
		5460.6	57.39	-10.81	68.2	45.4	34.47	12.61	35.09	300	318	P	H
		5458.15	48.9	-5.1	54	36.89	34.47	12.63	35.09	300	318	A	H
	*	5610	104.97	-	-	92.93	34.6	12.56	35.12	300	318	P	H
	*	5610	96.82	-	-	84.78	34.6	12.56	35.12	300	318	A	H
		5745.925	54.08	-14.12	68.2	41.84	34.6	12.79	35.15	300	318	P	H
		5456.05	53.26	-20.74	74	41.25	34.47	12.63	35.09	380	356	P	V
		5460.25	55.1	-13.1	68.2	43.11	34.47	12.61	35.09	380	356	P	V
		5457.8	46.52	-7.48	54	34.51	34.47	12.63	35.09	380	356	A	V
	*	5610	102.59	-	-	90.55	34.6	12.56	35.12	380	356	P	V
	*	5610	94.46	-	-	82.42	34.6	12.56	35.12	380	356	A	V
	5728.6	54.09	-14.11	68.2	41.9	34.6	12.73	35.14	380	356	P	V	
Remark	1. No other spurious found. 2. All results are PASS against Peak and Average limit line.												



Band 3 5470~5725MHz
WIFI 802.11ac VHT80 (Harmonic @ 3m)

WIFI	Note	Frequency (MHz)	Level (dBμV/m)	Over Limit (dB)	Limit Line (dBμV/m)	Read Level (dBμV)	Antenna Factor (dB/m)	Cable Loss (dB)	Preamp Factor (dB)	Ant Pos (cm)	Table Pos (deg)	Peak Avg. (P/A)	Pol. (H/V)
802.11ac VHT80 CH 106 5530MHz		11060	45.23	-28.77	74	46.58	38.61	18.47	58.43	100	0	P	H
		16590	51.54	-16.66	68.2	41.62	42.97	23	56.05	100	0	P	H
													H
													H
		11060	45.57	-28.43	74	46.92	38.61	18.47	58.43	100	0	P	V
		16590	49.82	-18.38	68.2	39.9	42.97	23	56.05	100	0	P	V
													V
													V
Remark	1. No other spurious found. 2. All results are PASS against Peak and Average limit line.												



Band 3 - Straddle Channel
WIFI 802.11a (Band Edge @ 3m)

WIFI	Note	Frequency	Level	Over	Limit	Read	Antenna	Cable	Preamp	Ant	Table	Peak	Pol.	
		(MHz)	(dBμV/m)	(dB)	(dBμV/m)	(dBμV)	(dB/m)	(dB)	(dB)	(cm)	(deg)	(P/A)	(H/V)	
802.11a CH 144 5720MHz	*	5720	115.85	-	-	103.66	34.6	12.73	35.14	300	311	P	H	
	*	5720	107.51	-	-	95.32	34.6	12.73	35.14	300	311	A	H	
													H	
													H	
													H	
	*	5720	113.02	-	-	100.83	34.6	12.73	35.14	380	7	P	V	
	*	5720	105.05	-	-	92.86	34.6	12.73	35.14	380	7	A	V	
														V
														V
														V
														V
	Remark	1. No other spurious found. 2. All results are PASS against Peak and Average limit line.												



Band 3 - Straddle Channel
WIFI 802.11a (Harmonic @ 3m)

WIFI	Note	Frequency (MHz)	Level (dBµV/m)	Over Limit (dB)	Limit Line (dBµV/m)	Read Level (dBµV)	Antenna Factor (dB/m)	Cable Loss (dB)	Preamp Factor (dB)	Ant Pos (cm)	Table Pos (deg)	Peak Avg. (P/A)	Pol. (H/V)
802.11a CH 144 5720MHz		11440	46.82	-27.18	74	46.26	39.19	18.84	57.47	100	0	P	H
		17160	53.5	-14.7	68.2	43.44	42.53	23.33	55.8	100	0	P	H
													H
													H
		11440	46.67	-27.33	74	46.11	39.19	18.84	57.47	100	0	P	V
		17160	53.55	-14.65	68.2	43.49	42.53	23.33	55.8	100	0	P	V
													V
													V
Remark	1. No other spurious found. 2. All results are PASS against Peak and Average limit line.												



Band 3 - Straddle Channel
WIFI 802.11ac VHT20 (Band Edge @ 3m)

WIFI	Note	Frequency (MHz)	Level (dBμV/m)	Over Limit (dB)	Limit Line (dBμV/m)	Read Level (dBμV)	Antenna Factor (dB/m)	Cable Loss (dB)	Preamp Factor (dB)	Ant Pos (cm)	Table Pos (deg)	Peak Avg. (P/A)	Pol. (H/V)
802.11ac VHT20 CH 144 5720MHz	*	5720	115.13	-	-	102.94	34.6	12.73	35.14	300	316	P	H
	*	5720	106.66	-	-	94.47	34.6	12.73	35.14	300	316	A	H
													H
													H
													H
													H
	*	5720	112.53	-	-	100.34	34.6	12.73	35.14	380	6	P	V
	*	5720	104.03	-	-	91.84	34.6	12.73	35.14	380	6	A	V
													V
													V
												V	
												V	
Remark	1. No other spurious found. 2. All results are PASS against Peak and Average limit line.												



Band 3 - Straddle Channel
WIFI 802.11ac VHT20 (Harmonic @ 3m)

WIFI	Note	Frequency (MHz)	Level (dBµV/m)	Over Limit (dB)	Limit Line (dBµV/m)	Read Level (dBµV)	Antenna Factor (dB/m)	Cable Loss (dB)	Preamp Factor (dB)	Ant Pos (cm)	Table Pos (deg)	Peak Avg. (P/A)	Pol. (H/V)	
802.11ac VHT20 CH 144 5720MHz		11440	47.22	-26.78	74	46.66	39.19	18.84	57.47	100	0	P	H	
		17160	52.6	-15.6	68.2	42.54	42.53	23.33	55.8	100	0	P	H	
													H	
													H	
			11440	47.2	-26.8	74	46.64	39.19	18.84	57.47	100	0	P	V
			17160	53.7	-14.5	68.2	43.64	42.53	23.33	55.8	100	0	P	V
														V
													V	
Remark	1. No other spurious found. 2. All results are PASS against Peak and Average limit line.													



Band 3 - Straddle Channel
WIFI 802.11ac VHT40 (Band Edge @ 3m)

WIFI	Note	Frequency (MHz)	Level (dBμV/m)	Over Limit (dB)	Limit Line (dBμV/m)	Read Level (dBμV)	Antenna Factor (dB/m)	Cable Loss (dB)	Preamp Factor (dB)	Ant Pos (cm)	Table Pos (deg)	Peak Avg. (P/A)	Pol. (H/V)
802.11ac VHT40 CH 142 5710MHz	*	5710	112.53	-	-	100.34	34.6	12.73	35.14	300	314	P	H
	*	5710	104.39	-	-	92.2	34.6	12.73	35.14	300	314	A	H
													H
													H
													H
													H
	*	5710	109.96	-	-	97.77	34.6	12.73	35.14	380	7	P	V
	*	5710	101.5	-	-	89.31	34.6	12.73	35.14	380	7	A	V
													V
													V
Remark	1. No other spurious found. 2. All results are PASS against Peak and Average limit line.												



Band 3 - Straddle Channel
WIFI 802.11ac VHT40 (Harmonic @ 3m)

WIFI	Note	Frequency (MHz)	Level (dBµV/m)	Over Limit (dB)	Limit Line (dBµV/m)	Read Level (dBµV)	Antenna Factor (dB/m)	Cable Loss (dB)	Preamp Factor (dB)	Ant Pos (cm)	Table Pos (deg)	Peak Avg. (P/A)	Pol. (H/V)
802.11ac VHT40 CH 142 5710MHz		11420	46.65	-27.35	74	46.2	39.17	18.8	57.52	100	0	P	H
		17130	51.48	-16.72	68.2	41.38	42.59	23.31	55.8	100	0	P	H
													H
													H
		11420	47.19	-26.81	74	46.74	39.17	18.8	57.52	100	0	P	V
		17130	50.98	-17.22	68.2	40.88	42.59	23.31	55.8	100	0	P	V
													V
													V
Remark	1. No other spurious found. 2. All results are PASS against Peak and Average limit line.												



Band 3 - Straddle Channel
WIFI 802.11ac VHT80 (Band Edge @ 3m)

WIFI	Note	Frequency (MHz)	Level (dBμV/m)	Over Limit (dB)	Limit Line (dBμV/m)	Read Level (dBμV)	Antenna Factor (dB/m)	Cable Loss (dB)	Preamp Factor (dB)	Ant Pos (cm)	Table Pos (deg)	Peak Avg. (P/A)	Pol. (H/V)
802.11ac VHT80 CH 138 5690MHz	*	5690	110.37	-	-	98.24	34.6	12.67	35.14	300	313	P	H
	*	5690	101.7	-	-	89.57	34.6	12.67	35.14	300	313	A	H
													H
													H
													H
													H
	*	5690	106.1	-	-	93.97	34.6	12.67	35.14	380	8	P	V
	*	5690	97.19	-	-	85.06	34.6	12.67	35.14	380	8	A	V
													V
													V
												V	
												V	
Remark	1. No other spurious found. 2. All results are PASS against Peak and Average limit line.												



Band 3 - Straddle Channel
WIFI 802.11ac VHT80 (Harmonic @ 3m)

WIFI	Note	Frequency (MHz)	Level (dBµV/m)	Over Limit (dB)	Limit Line (dBµV/m)	Read Level (dBµV)	Antenna Factor (dB/m)	Cable Loss (dB)	Preamp Factor (dB)	Ant Pos (cm)	Table Pos (deg)	Peak Avg. (P/A)	Pol. (H/V)	
802.11ac VHT80 CH 138 5690MHz		11380	44.3	-29.7	74	44.02	39.11	18.77	57.6	100	0	P	H	
		17070	49.77	-18.43	68.2	39.6	42.69	23.28	55.8	100	0	P	H	
													H	
													H	
			11380	43.87	-30.13	74	43.59	39.11	18.77	57.6	100	0	P	V
			17070	49.51	-18.69	68.2	39.34	42.69	23.28	55.8	100	0	P	V
														V
													V	
Remark	1. No other spurious found. 2. All results are PASS against Peak and Average limit line.													



Emission below 1GHz
WIFI 802.11ac VHT40 (LF @ 3m)

WIFI	Note	Frequency	Level	Over	Limit	Read	Antenna	Cable	Preamp	Ant	Table	Peak	Pol.	
		(MHz)	(dBμV/m)	(dB)	(dBμV/m)	(dBμV)	(dB/m)	(dB)	(dB)	(cm)	(deg)	(P/A)	(H/V)	
802.11ac VHT40 LF		65.1	32.66	-7.34	40	49.79	12.35	2.11	31.59	100	74	P	H	
		187.41	32.86	-10.64	43.5	46.13	15.47	2.72	31.46			P	H	
		286.5	32.17	-13.83	46	40.67	19.54	3.28	31.32			P	H	
		519.8	37.69	-8.31	46	40.15	24.36	4.13	30.95			P	H	
		650	35.27	-10.73	46	35.54	25.9	4.59	30.76			P	H	
		929.3	34.83	-11.17	46	30.31	29.71	5.33	30.52			P	H	
														H
														H
														H
														H
														H
														H
			30.27	33.91	-6.09	40	37.55	26	1.71	31.35			P	V
			186.87	33.06	-10.44	43.5	46.33	15.47	2.72	31.46			P	V
			282.18	31.74	-14.26	46	40.41	19.38	3.28	31.33			P	V
			325.2	37.6	-8.4	46	44.93	20.5	3.43	31.26			P	V
			519.8	41.96	-4.04	46	44.42	24.36	4.13	30.95	100	276	P	V
			650	37.03	-8.97	46	37.3	25.9	4.59	30.76			P	V
														V
														V
													V	
													V	
													V	
													V	
Remark	1. No other spurious found. 2. All results are PASS against limit line.													



<TXBF Mode>

<Ant. No. 1 Chain 0+1>

Band 1 - 5150~5250MHz

WIFI 802.11ac VHT20 (Band Edge @ 3m)

WIFI	Note	Frequency	Level	Over Limit	Limit Line	Read Level	Antenna Factor	Cable Loss	Preamp Factor	Ant Pos	Table Pos	Peak Avg.	Pol.
		(MHz)	(dBμV/m)	(dB)	(dBμV/m)	(dBμV)	(dB/m)	(dB)	(dB)	(cm)	(deg)	(P/A)	(H/V)
802.11ac VHT20 CH 36 5180MHz		5146.9	61.89	-12.11	74	51.29	33.69	11.99	35.08	100	223	P	H
		5149.76	52.69	-1.31	54	42.09	33.69	11.99	35.08	100	223	A	H
	*	5180	115.14	-	-	104.45	33.78	11.99	35.08	100	223	P	H
	*	5180	108.66	-	-	97.97	33.78	11.99	35.08	100	223	A	H
		5147.94	54.15	-19.85	74	43.55	33.69	11.99	35.08	100	85	P	V
		5149.24	44.77	-9.23	54	34.17	33.69	11.99	35.08	100	85	A	V
	*	5180	105.72	-	-	95.03	33.78	11.99	35.08	100	85	P	V
	*	5180	98.83	-	-	88.14	33.78	11.99	35.08	100	85	A	V
802.11ac VHT20 CH 44 5220MHz		5143.52	56.23	-17.77	74	45.63	33.69	11.99	35.08	100	221	P	H
		5150	47.65	-6.35	54	37.05	33.69	11.99	35.08	100	221	A	H
	*	5220	119.08	-	-	108.26	33.86	12.04	35.08	100	221	P	H
	*	5220	111.84	-	-	101.02	33.86	12.04	35.08	100	221	A	H
		5430.6	57.68	-16.32	74	45.71	34.43	12.63	35.09	100	221	P	H
		5429.2	49.52	-4.48	54	37.55	34.43	12.63	35.09	100	221	A	H
		5149.76	52.06	-21.94	74	41.46	33.69	11.99	35.08	296	180	P	V
		5150	42.78	-11.22	54	32.18	33.69	11.99	35.08	296	180	A	V
	*	5220	112.23	-	-	101.41	33.86	12.04	35.08	296	180	P	V
	*	5220	104.68	-	-	93.86	33.86	12.04	35.08	296	180	A	V
	5422.48	50.8	-23.2	74	38.88	34.38	12.63	35.09	296	180	P	V	
	5444.6	41.44	-12.56	54	29.47	34.43	12.63	35.09	296	180	A	V	



802.11ac VHT20 CH 48 5240MHz		5150	53.99	-20.01	74	43.39	33.69	11.99	35.08	100	149	P	H
		5149.76	44.05	-9.95	54	33.45	33.69	11.99	35.08	100	149	A	H
	*	5240	118.15	-	-	107.16	33.91	12.16	35.08	100	149	P	H
	*	5240	110.99	-	-	100	33.91	12.16	35.08	100	149	A	H
		5453.84	54.47	-19.53	74	42.46	34.47	12.63	35.09	100	149	P	H
		5454.68	47.21	-6.79	54	35.2	34.47	12.63	35.09	100	149	A	H
		5148.98	51.37	-22.63	74	40.77	33.69	11.99	35.08	100	118	P	V
		5148.2	40.73	-13.27	54	30.13	33.69	11.99	35.08	100	118	A	V
	*	5240	109.5	-	-	98.51	33.91	12.16	35.08	100	118	P	V
	*	5240	102.39	-	-	91.4	33.91	12.16	35.08	100	118	A	V
		5454.68	50.74	-23.26	74	38.73	34.47	12.63	35.09	100	118	P	V
		5451.6	41.86	-12.14	54	29.85	34.47	12.63	35.09	100	118	A	V
Remark	1. No other spurious found. 2. All results are PASS against Peak and Average limit line.												



Band 1 5150~5250MHz
WIFI 802.11ac VHT20 (Harmonic @ 3m)

WIFI	Note	Frequency (MHz)	Level (dBμV/m)	Over Limit (dB)	Limit Line (dBμV/m)	Read Level (dBμV)	Antenna Factor (dB/m)	Cable Loss (dB)	Preamp Factor (dB)	Ant Pos (cm)	Table Pos (deg)	Peak Avg. (P/A)	Pol. (H/V)
802.11ac VHT20 CH 36 5180MHz		10360	45.76	-28.24	74	48.15	39.09	17.83	59.31	100	0	P	H
		15540	49.13	-24.87	74	42.77	41.07	22.16	56.87	100	0	P	H
													H
													H
		10360	45.52	-28.48	74	47.91	39.09	17.83	59.31	100	0	P	V
		15540	48.23	-25.77	74	41.87	41.07	22.16	56.87	100	0	P	V
													V
802.11ac VHT20 CH 44 5220MHz		10440	47.05	-26.95	74	49.24	39.15	17.91	59.25	100	0	P	H
		15660	62.58	-11.42	74	55.76	41.31	22.29	56.78	200	165	P	H
		15660	50.54	-3.46	54	43.72	41.31	22.29	56.78	200	165	A	H
													H
		10440	46.11	-27.89	74	48.3	39.15	17.91	59.25	100	0	P	V
		15660	49.24	-24.76	74	42.42	41.31	22.29	56.78	100	0	P	V
													V
802.11ac VHT20 CH 48 5240MHz		10480	45.76	-28.24	74	47.84	39.19	17.94	59.21	100	0	P	H
		15720	61.9	-12.1	74	54.8	41.45	22.37	56.72	200	186	P	H
		15720	50.78	-3.22	54	43.68	41.45	22.37	56.72	200	186	A	H
													H
		10480	46.44	-27.56	74	48.52	39.19	17.94	59.21	100	0	P	V
		15720	50.34	-23.66	74	43.24	41.45	22.37	56.72	100	0	P	V
													V
Remark	1. No other spurious found. 2. All results are PASS against Peak and Average limit line.												



Band 1 5150~5250MHz
WIFI 802.11ac VHT40 (Band Edge @ 3m)

WIFI	Note	Frequency (MHz)	Level (dBμV/m)	Over Limit (dB)	Limit Line (dBμV/m)	Read Level (dBμV)	Antenna Factor (dB/m)	Cable Loss (dB)	Preamp Factor (dB)	Ant Pos (cm)	Table Pos (deg)	Peak Avg. (P/A)	Pol. (H/V)
802.11ac VHT40 CH 38 5190MHz		5146.64	61.97	-12.03	74	51.37	33.69	11.99	35.08	100	153	P	H
		5149.76	52.66	-1.34	54	42.06	33.69	11.99	35.08	100	153	A	H
	*	5190	107.04	-	-	96.3	33.78	12.04	35.08	100	153	P	H
	*	5190	98.69	-	-	87.95	33.78	12.04	35.08	100	153	A	H
		5361.44	50.13	-23.87	74	38.43	34.25	12.53	35.08	100	153	P	H
		5365.92	41.29	-12.71	54	29.59	34.25	12.53	35.08	100	153	A	H
		5146.12	52.49	-21.51	74	41.89	33.69	11.99	35.08	300	176	P	V
		5150	46.08	-7.92	54	35.48	33.69	11.99	35.08	300	176	A	V
	*	5190	98.87	-	-	88.13	33.78	12.04	35.08	300	176	P	V
	*	5190	91.93	-	-	81.19	33.78	12.04	35.08	300	176	A	V
		5387.76	50.11	-23.89	74	38.25	34.3	12.65	35.09	300	176	P	V
		5455.8	40.46	-13.54	54	28.45	34.47	12.63	35.09	300	176	A	V
802.11ac VHT40 CH 46 5230MHz		5146.64	61.27	-12.73	74	50.67	33.69	11.99	35.08	100	153	P	H
		5150	52.59	-1.41	54	41.99	33.69	11.99	35.08	100	153	P	H
	*	5230	115.24	-	-	104.25	33.91	12.16	35.08	100	153	P	H
	*	5230	107.49	-	-	96.5	33.91	12.16	35.08	100	153	A	H
		5351.92	56.75	-17.25	74	45.09	34.21	12.53	35.08	100	153	P	H
		5350.8	47.92	-6.08	54	36.26	34.21	12.53	35.08	100	153	A	H
		5149.24	55.52	-18.48	74	44.92	33.69	11.99	35.08	258	197	P	V
		5149.76	47.87	-6.13	54	37.27	33.69	11.99	35.08	258	197	A	V
	*	5230	106.94	-	-	95.95	33.91	12.16	35.08	258	197	P	V
	*	5230	98.95	-	-	87.96	33.91	12.16	35.08	258	197	A	V
	5425.84	51.48	-22.52	74	39.56	34.38	12.63	35.09	258	197	P	V	
	5353.32	41.21	-12.79	54	29.55	34.21	12.53	35.08	258	197	A	V	
Remark	1. No other spurious found. 2. All results are PASS against Peak and Average limit line.												



Band 1 5150~5250MHz
WIFI 802.11ac VHT40 (Harmonic @ 3m)

WIFI	Note	Frequency (MHz)	Level (dBμV/m)	Over Limit (dB)	Limit Line (dBμV/m)	Read Level (dBμV)	Antenna Factor (dB/m)	Cable Loss (dB)	Preamp Factor (dB)	Ant Pos (cm)	Table Pos (deg)	Peak Avg. (P/A)	Pol. (H/V)
802.11ac VHT40 CH 38 5190MHz		10380	45.08	-28.92	74	47.43	39.11	17.83	59.29	100	0	P	H
		15570	48.39	-25.61	74	41.89	41.14	22.2	56.84	100	0	P	H
													H
													H
		10380	45.67	-28.33	74	48.02	39.11	17.83	59.29	100	0	P	V
		15570	48.34	-25.66	74	41.84	41.14	22.2	56.84	100	0	P	V
													V
802.11ac VHT40 CH 46 5230MHz		10460	46.02	-27.98	74	48.19	39.16	17.91	59.24	100	0	P	H
		15690	49.08	-24.92	74	42.12	41.38	22.33	56.75	100	0	P	H
													H
													H
		10460	46.11	-27.89	74	48.28	39.16	17.91	59.24	100	0	P	V
		15690	49.03	-24.97	74	42.07	41.38	22.33	56.75	100	0	P	V
													V
Remark	1. No other spurious found.												
	2. All results are PASS against Peak and Average limit line.												



Band 1 5150~5250MHz
WIFI 802.11ac VHT80 (Band Edge @ 3m)

WIFI	Note	Frequency (MHz)	Level (dBμV/m)	Over Limit (dB)	Limit Line (dBμV/m)	Read Level (dBμV)	Antenna Factor (dB/m)	Cable Loss (dB)	Preamp Factor (dB)	Ant Pos (cm)	Table Pos (deg)	Peak Avg. (P/A)	Pol. (H/V)
802.11ac VHT80 CH 42 5210MHz		5142.22	61.73	-12.27	74	51.13	33.69	11.99	35.08	100	232	P	H
		5148.72	52.59	-1.41	54	41.99	33.69	11.99	35.08	100	232	A	H
	*	5210	102.03	-	-	91.21	33.86	12.04	35.08	100	232	P	H
	*	5210	95.03	-	-	84.21	33.86	12.04	35.08	100	232	A	H
		5391.12	50.82	-23.18	74	38.96	34.3	12.65	35.09	100	232	P	H
		5350.52	42.06	-11.94	54	30.4	34.21	12.53	35.08	100	232	A	H
		5143.52	51.49	-22.51	74	40.89	33.69	11.99	35.08	100	62	P	V
		5143.52	43.95	-10.05	54	33.35	33.69	11.99	35.08	100	62	A	V
	*	5210	92.73	-	-	81.91	33.86	12.04	35.08	100	62	P	V
	*	5210	85.62	-	-	74.8	33.86	12.04	35.08	100	62	A	V
		5422.2	50.46	-23.54	74	38.54	34.38	12.63	35.09	100	62	P	V
		5453.56	40.6	-13.4	54	28.59	34.47	12.63	35.09	100	62	A	V
Remark	1. No other spurious found. 2. All results are PASS against Peak and Average limit line.												



Band 1 5150~5250MHz
WIFI 802.11ac VHT80 (Harmonic @ 3m)

WIFI	Note	Frequency (MHz)	Level (dBμV/m)	Over Limit (dB)	Limit Line (dBμV/m)	Read Level (dBμV)	Antenna Factor (dB/m)	Cable Loss (dB)	Preamp Factor (dB)	Ant Pos (cm)	Table Pos (deg)	Peak Avg. (P/A)	Pol. (H/V)	
802.11ac VHT80 CH 42 5210MHz		10420	46.47	-27.53	74	48.74	39.13	17.87	59.27	100	0	P	H	
		15630	48.25	-25.75	74	41.47	41.28	22.29	56.79	100	0	P	H	
													H	
													H	
			10420	45.3	-28.7	74	47.57	39.13	17.87	59.27	100	0	P	V
			15630	47.66	-26.34	74	40.88	41.28	22.29	56.79	100	0	P	V
														V
Remark	1. No other spurious found. 2. All results are PASS against Peak and Average limit line.													



Band 2 - 5250~5350MHz

WIFI 802.11ac VHT20 (Band Edge @ 3m)

WIFI	Note	Frequency	Level	Over	Limit	Read	Antenna	Cable	Preamp	Ant	Table	Peak	Pol.
		(MHz)	(dBμV/m)	(dB)	(dBμV/m)	(dBμV)	(dB/m)	(dB)	(dB)	(cm)	(deg)	(P/A)	(H/V)
802.11ac VHT20 CH 52 5260MHz		5150	52.82	-21.18	74	42.22	33.69	11.99	35.08	100	236	P	H
		5149.1	43.49	-10.51	54	32.89	33.69	11.99	35.08	100	236	A	H
	*	5260	119.61	-	-	108.54	33.99	12.16	35.08	100	236	P	H
	*	5260	111.38	-	-	100.31	33.99	12.16	35.08	100	236	A	H
		5354.16	58.85	-15.15	74	47.19	34.21	12.53	35.08	100	236	P	H
		5352	48.83	-5.17	54	37.17	34.21	12.53	35.08	100	236	A	H
		5015.05	49.81	-24.19	74	39.73	33.34	11.81	35.07	100	84	P	V
		5144.9	40.32	-13.68	54	29.72	33.69	11.99	35.08	100	84	A	V
	*	5260	110.33	-	-	99.26	33.99	12.16	35.08	100	84	P	V
	*	5260	102.74	-	-	91.67	33.99	12.16	35.08	100	84	A	V
		5380.32	50.55	-23.45	74	38.69	34.3	12.65	35.09	100	84	P	V
		5352.24	41.39	-12.61	54	29.73	34.21	12.53	35.08	100	84	A	V
802.11ac VHT20 CH 60 5300MHz		5090.3	51.06	-22.94	74	40.67	33.56	11.9	35.07	100	240	P	H
		5079.1	42.62	-11.38	54	32.27	33.52	11.9	35.07	100	240	A	H
	*	5300	117.34	-	-	106.06	34.08	12.28	35.08	100	240	P	H
	*	5300	109.55	-	-	98.27	34.08	12.28	35.08	100	240	P	H
		5355.36	61.62	-12.38	74	49.96	34.21	12.53	35.08	100	240	P	H
		5350.08	52.49	-1.51	54	40.83	34.21	12.53	35.08	100	240	A	H
		5056.35	49.92	-24.08	74	39.67	33.47	11.85	35.07	100	57	P	V
		5070.7	39.77	-14.23	54	29.47	33.47	11.9	35.07	100	57	A	V
	*	5300	108.45	-	-	97.17	34.08	12.28	35.08	100	57	P	V
	*	5300	100.86	-	-	89.58	34.08	12.28	35.08	100	57	A	V
		5356.8	51.22	-22.78	74	39.56	34.21	12.53	35.08	100	57	P	V
		5351.52	42.05	-11.95	54	30.39	34.21	12.53	35.08	100	57	A	V



802.11ac VHT20 CH 64 5320MHz	*	5320	114.46	-	-	103.01	34.12	12.41	35.08	100	234	P	H
	*	5320	107.62	-	-	96.17	34.12	12.41	35.08	100	234	A	H
		5350.4	60.81	-13.19	74	49.15	34.21	12.53	35.08	100	234	P	H
		5350.72	52.37	-1.63	54	40.71	34.21	12.53	35.08	100	234	A	H
													H
													H
	*	5320	105.56	-	-	94.11	34.12	12.41	35.08	329	179	P	V
	*	5320	98.7	-	-	87.25	34.12	12.41	35.08	329	179	A	V
		5356.32	53.76	-20.24	74	42.1	34.21	12.53	35.08	329	179	P	V
		5350.24	45.57	-8.43	54	33.91	34.21	12.53	35.08	329	179	A	V
													V
													V
Remark	1. No other spurious found. 2. All results are PASS against Peak and Average limit line.												



Band 2 5250~5350MHz
WIFI 802.11ac VHT20 (Harmonic @ 3m)

WIFI	Note	Frequency (MHz)	Level (dBμV/m)	Over Limit (dB)	Limit Line (dBμV/m)	Read Level (dBμV)	Antenna Factor (dB/m)	Cable Loss (dB)	Preamp Factor (dB)	Ant Pos (cm)	Table Pos (deg)	Peak Avg. (P/A)	Pol. (H/V)
802.11ac VHT20 CH 52 5260MHz		10520	47.13	-26.87	74	49.15	39.18	17.98	59.18	100	0	P	H
		15780	59.23	-14.77	74	51.95	41.55	22.41	56.68	200	186	P	H
		15780	48.73	-5.27	54	41.45	41.55	22.41	56.68	200	186	A	H
													H
		10520	46.04	-27.96	74	48.06	39.18	17.98	59.18	100	0	P	V
		15780	50.71	-23.29	74	43.43	41.55	22.41	56.68	100	0	P	V
													V
802.11ac VHT20 CH 60 5300MHz		10600	47.01	-26.99	74	48.97	39.06	18.06	59.08	100	0	P	H
		15900	49.2	-24.8	74	41.46	41.79	22.53	56.58	100	0	P	H
													H
													H
		10600	46.57	-27.43	74	48.53	39.06	18.06	59.08	100	0	P	V
		15900	49.41	-24.59	74	41.67	41.79	22.53	56.58	100	0	P	V
													V
802.11ac VHT20 CH 64 5320MHz		10640	45.04	-28.96	74	46.97	39.01	18.09	59.03	100	0	P	H
		15960	49.06	-24.94	74	41.05	41.93	22.61	56.53	100	0	P	H
													H
													H
		10640	46	-28	74	47.93	39.01	18.09	59.03	100	0	P	V
		15960	49.83	-24.17	74	41.82	41.93	22.61	56.53	100	0	P	V
													V
Remark	1. No other spurious found.												
	2. All results are PASS against Peak and Average limit line.												



Band 2 5250~5350MHz
WIFI 802.11ac VHT40 (Band Edge @ 3m)

WIFI	Note	Frequency (MHz)	Level (dBμV/m)	Over Limit (dB)	Limit Line (dBμV/m)	Read Level (dBμV)	Antenna Factor (dB/m)	Cable Loss (dB)	Preamp Factor (dB)	Ant Pos (cm)	Table Pos (deg)	Peak Avg. (P/A)	Pol. (H/V)
802.11ac VHT40 CH 54 5270MHz		5137.9	55.86	-18.14	74	45.34	33.65	11.95	35.08	100	153	P	H
		5149.45	43.51	-10.49	54	32.91	33.69	11.99	35.08	100	153	A	H
	*	5270	113.45	-	-	102.26	33.99	12.28	35.08	100	153	P	H
	*	5270	106.28	-	-	95.09	33.99	12.28	35.08	100	153	A	H
		5351.76	60.34	-13.66	74	48.68	34.21	12.53	35.08	100	153	P	H
		5350.8	52.43	-1.57	54	40.77	34.21	12.53	35.08	100	153	A	H
		5105	49.06	-24.94	74	38.62	33.56	11.95	35.07	258	197	P	V
		5149.8	40.48	-13.52	54	29.88	33.69	11.99	35.08	258	197	A	V
	*	5270	105.97	-	-	94.78	33.99	12.28	35.08	258	197	P	V
	*	5270	97.36	-	-	86.17	33.99	12.28	35.08	258	197	A	V
		5387.28	51.15	-22.85	74	39.29	34.3	12.65	35.09	258	197	P	V
		5350.32	42.34	-11.66	54	30.68	34.21	12.53	35.08	258	197	A	V
802.11ac VHT40 CH 62 5310MHz		5121.8	48.94	-25.06	74	38.47	33.6	11.95	35.08	100	153	P	H
		5113.4	42.17	-11.83	54	31.69	33.6	11.95	35.07	100	153	A	H
	*	5310	105.4	-	-	93.95	34.12	12.41	35.08	100	153	P	H
	*	5310	97.59	-	-	86.14	34.12	12.41	35.08	100	153	A	H
		5352	60.26	-13.74	74	48.6	34.21	12.53	35.08	100	153	P	H
		5350.56	52.51	-1.49	54	40.85	34.21	12.53	35.08	100	153	A	H
		5144.2	49.57	-24.43	74	38.97	33.69	11.99	35.08	258	197	P	V
		5113.05	39.59	-14.41	54	29.11	33.6	11.95	35.07	258	197	A	V
	*	5310	96.86	-	-	85.41	34.12	12.41	35.08	258	197	P	V
	*	5310	89.35	-	-	77.9	34.12	12.41	35.08	258	197	A	V
	5350.8	51.98	-22.02	74	40.32	34.21	12.53	35.08	258	197	P	V	
	5350.32	43.31	-10.69	54	31.65	34.21	12.53	35.08	258	197	A	V	
Remark	1. No other spurious found. 2. All results are PASS against Peak and Average limit line.												



Band 2 5250~5350MHz
WIFI 802.11ac VHT40 (Harmonic @ 3m)

WIFI	Note	Frequency (MHz)	Level (dBµV/m)	Over Limit (dB)	Limit Line (dBµV/m)	Read Level (dBµV)	Antenna Factor (dB/m)	Cable Loss (dB)	Preamp Factor (dB)	Ant Pos (cm)	Table Pos (deg)	Peak Avg. (P/A)	Pol. (H/V)
802.11ac VHT40 CH 54 5270MHz		10540	46.09	-27.91	74	48.12	39.15	17.98	59.16	100	0	P	H
		15810	48.75	-25.25	74	41.33	41.62	22.45	56.65	100	0	P	H
													H
													H
		10540	46.53	-27.47	74	48.56	39.15	17.98	59.16	100	0	P	V
		15810	48.97	-25.03	74	41.55	41.62	22.45	56.65	100	0	P	V
													V
802.11ac VHT40 CH 62 5310MHz		10620	45.72	-28.28	74	47.69	39.03	18.06	59.06	100	0	P	H
		15930	48.69	-25.31	74	40.82	41.86	22.57	56.56	100	0	P	H
													H
													H
		10620	46.25	-27.75	74	48.22	39.03	18.06	59.06	100	0	P	V
		15930	48.44	-25.56	74	40.57	41.86	22.57	56.56	100	0	P	V
													V
Remark	1. No other spurious found.												
	2. All results are PASS against Peak and Average limit line.												



Band 2 5250~5350MHz
WIFI 802.11ac VHT80 (Band Edge @ 3m)

WIFI	Note	Frequency (MHz)	Level (dBμV/m)	Over Limit (dB)	Limit Line (dBμV/m)	Read Level (dBμV)	Antenna Factor (dB/m)	Cable Loss (dB)	Preamp Factor (dB)	Ant Pos (cm)	Table Pos (deg)	Peak Avg. (P/A)	Pol. (H/V)
802.11ac VHT80 CH 58 5290MHz		5030.1	49.62	-24.38	74	39.45	33.39	11.85	35.07	100	234	P	H
		5149.8	41.84	-12.16	54	31.24	33.69	11.99	35.08	100	234	A	H
	*	5290	103.69	-	-	92.45	34.04	12.28	35.08	100	234	P	H
	*	5290	96.99	-	-	85.75	34.04	12.28	35.08	100	234	A	H
		5364.48	62.86	-11.14	74	51.16	34.25	12.53	35.08	100	234	P	H
		5354.4	52.66	-1.34	54	41	34.21	12.53	35.08	100	234	A	H
		5025.2	49.01	-24.99	74	38.84	33.39	11.85	35.07	100	61	P	V
		5150	39.54	-14.46	54	28.94	33.69	11.99	35.08	100	61	A	V
	*	5290	92.89	-	-	81.65	34.04	12.28	35.08	100	61	P	V
	*	5290	85.44	-	-	74.2	34.04	12.28	35.08	100	61	A	V
		5370	51.28	-22.72	74	39.58	34.25	12.53	35.08	100	61	P	V
		5356.56	42.57	-11.43	54	30.91	34.21	12.53	35.08	100	61	A	V
Remark	1. No other spurious found. 2. All results are PASS against Peak and Average limit line.												



Band 2 5250~5350MHz
WIFI 802.11ac VHT80 (Harmonic @ 3m)

WIFI	Note	Frequency (MHz)	Level (dBμV/m)	Over Limit (dB)	Limit Line (dBμV/m)	Read Level (dBμV)	Antenna Factor (dB/m)	Cable Loss (dB)	Preamp Factor (dB)	Ant Pos (cm)	Table Pos (deg)	Peak Avg. (P/A)	Pol. (H/V)
802.11ac VHT80 CH 58 5290MHz		10580	45.9	-28.1	74	47.9	39.08	18.02	59.1	100	0	P	H
		15870	49.66	-24.34	74	41.97	41.76	22.53	56.6	100	0	P	H
													H
													H
		10580	45.84	-28.16	74	47.84	39.08	18.02	59.1	100	0	P	V
		15870	49.95	-24.05	74	42.26	41.76	22.53	56.6	100	0	P	V
													V
													V
Remark	1. No other spurious found. 2. All results are PASS against Peak and Average limit line.												



Band 3 - 5470~5725MHz

WIFI 802.11ac VHT20 (Band Edge @ 3m)

WIFI	Note	Frequency	Level	Over	Limit	Read	Antenna	Cable	Preamp	Ant	Table	Peak	Pol.	
		(MHz)	(dBμV/m)	(dB)	(dBμV/m)	(dBμV)	(dB/m)	(dB)	(dB)	(cm)	(deg)	(P/A)	(H/V)	
802.11ac VHT20 CH 100 5500MHz		5459.6	61.49	-12.51	74	49.48	34.47	12.63	35.09	100	225	P	H	
		5469.68	66.3	-1.9	68.2	54.27	34.51	12.61	35.09	100	225	P	H	
		5460	52.43	-1.57	54	40.42	34.47	12.63	35.09	100	225	A	H	
	*	5500	114.97	-	-	102.85	34.6	12.61	35.09	100	225	P	H	
	*	5500	110.94	-	-	98.82	34.6	12.61	35.09	100	225	A	H	
														H
			5446.48	51.99	-22.01	74	39.98	34.47	12.63	35.09	100	64	P	V
			5468.88	54.12	-14.08	68.2	42.09	34.51	12.61	35.09	100	64	P	V
			5459.76	43.23	-10.77	54	31.22	34.47	12.63	35.09	100	64	A	V
	*		5500	107.9	-	-	95.78	34.6	12.61	35.09	100	64	P	V
	*		5500	101.82	-	-	89.7	34.6	12.61	35.09	100	64	A	V
														V
802.11ac VHT20 CH 116 5580MHz		5450.32	55.87	-18.13	74	43.86	34.47	12.63	35.09	100	230	P	H	
		5468.32	55.23	-12.97	68.2	43.2	34.51	12.61	35.09	100	230	P	H	
		5456.8	45.73	-8.27	54	33.72	34.47	12.63	35.09	100	230	A	H	
	*	5580	121.35	-	-	109.28	34.6	12.58	35.11	100	230	P	H	
	*	5580	112.98	-	-	100.91	34.6	12.58	35.11	100	230	A	H	
			5746.1	54.19	-14.01	68.2	41.95	34.6	12.79	35.15	100	230	P	H
			5379.04	51.1	-22.9	74	39.36	34.3	12.53	35.09	100	175	P	V
			5468.56	52.55	-15.65	68.2	40.52	34.51	12.61	35.09	100	175	P	V
			5457.28	41.53	-12.47	54	29.52	34.47	12.63	35.09	100	175	A	V
	*		5580	110.82	-	-	98.75	34.6	12.58	35.11	100	175	P	V
	*		5580	102.72	-	-	90.65	34.6	12.58	35.11	100	175	A	V
			5743.265	52.03	-16.17	68.2	39.79	34.6	12.79	35.15	100	175	P	V



WIFI	Note	Frequency (MHz)	Level (dBµV/m)	Over Limit (dB)	Limit Line (dBµV/m)	Read Level (dBµV)	Antenna Factor (dB/m)	Cable Loss (dB)	Preamp Factor (dB)	Ant Pos (cm)	Table Pos (deg)	Peak Avg. (P/A)	Pol. (H/V)
802.11ac VHT20 CH 124 5620MHz		5378.7	53.54	-20.46	74	41.8	34.3	12.53	35.09	100	214	P	H
		5466.9	51.91	-16.29	68.2	39.88	34.51	12.61	35.09	100	214	P	H
		5379.75	43.03	-10.97	54	31.29	34.3	12.53	35.09	100	214	A	H
	*	5620	120.82	-	-	108.78	34.6	12.56	35.12	100	214	P	H
	*	5620	112.36	-	-	100.32	34.6	12.56	35.12	100	214	A	H
		5729.475	55.57	-12.63	68.2	43.38	34.6	12.73	35.14	100	214	P	H
		5423.15	51.16	-22.84	74	39.24	34.38	12.63	35.09	100	175	P	V
		5469.35	50.31	-17.89	68.2	38.28	34.51	12.61	35.09	100	175	P	V
		5459.2	41.12	-12.88	54	29.11	34.47	12.63	35.09	100	175	A	V
	*	5620	109.39	-	-	97.35	34.6	12.56	35.12	100	175	P	V
	*	5620	101.96	-	-	89.92	34.6	12.56	35.12	100	175	A	V
	5733.5	52.75	-15.45	68.2	40.57	34.6	12.73	35.15	100	175	P	V	
802.11ac VHT20 CH 132 5660MHz		5417.2	53.45	-20.55	74	41.51	34.38	12.65	35.09	100	229	P	H
		5469.7	52.17	-16.03	68.2	40.14	34.51	12.61	35.09	100	229	P	H
		5416.15	44.99	-9.01	54	33.05	34.38	12.65	35.09	100	229	A	H
	*	5660	121.52	-	-	109.44	34.6	12.61	35.13	100	229	P	H
	*	5660	114.19	-	-	102.11	34.6	12.61	35.13	100	229	A	H
		5728.075	64.7	-3.5	68.2	52.51	34.6	12.73	35.14	100	229	P	H
		5416.15	50.46	-23.54	74	38.52	34.38	12.65	35.09	100	189	P	V
		5468.3	50.57	-17.63	68.2	38.54	34.51	12.61	35.09	100	189	P	V
		5430.15	40.77	-13.23	54	28.8	34.43	12.63	35.09	100	189	A	V
	*	5660	108.92	-	-	96.84	34.6	12.61	35.13	100	189	P	V
	*	5660	102.33	-	-	90.25	34.6	12.61	35.13	100	189	A	V
	5728.95	54.66	-13.54	68.2	42.47	34.6	12.73	35.14	100	189	P	V	



802.11ac VHT20 CH 140 5700MHz	*	5700	115.88	-	-	103.75	34.6	12.67	35.14	100	219	P	H
	*	5700	108.83	-	-	96.7	34.6	12.67	35.14	100	219	A	H
		5725	66	-2.2	68.2	53.81	34.6	12.73	35.14	100	219	P	H
													H
													H
													H
	*	5700	105.12	-	-	92.99	34.6	12.67	35.14	102	178	P	V
	*	5700	99.23	-	-	87.1	34.6	12.67	35.14	102	178	A	V
		5725.32	55.56	-12.64	68.2	43.37	34.6	12.73	35.14	102	178	P	V
													V
													V
													V
Remark	1. No other spurious found. 2. All results are PASS against Peak and Average limit line.												



Band 3 - 5470~5725MHz
WIFI 802.11ac VHT20 (Harmonic @ 3m)

WIFI	Note	Frequency (MHz)	Level (dBμV/m)	Over Limit (dB)	Limit Line (dBμV/m)	Read Level (dBμV)	Antenna Factor (dB/m)	Cable Loss (dB)	Preamp Factor (dB)	Ant Pos (cm)	Table Pos (deg)	Peak Avg. (P/A)	Pol. (H/V)
802.11ac VHT20 CH 100 5500MHz		11000	46.16	-27.84	74	47.83	38.5	18.43	58.6	100	0	P	H
		16500	51.52	-16.68	68.2	41.69	43	22.93	56.1	100	0	P	H
													H
													H
		11000	46.02	-27.98	74	47.69	38.5	18.43	58.6	100	0	P	V
		16500	51.24	-16.96	68.2	41.41	43	22.93	56.1	100	0	P	V
													V
802.11ac VHT20 CH 116 5580MHz		11160	48.45	-25.55	74	49.27	38.77	18.58	58.17	100	0	P	H
		16740	52.35	-15.85	68.2	42.34	42.9	23.07	55.96	100	0	P	H
													H
													H
		11160	47.56	-26.44	74	48.38	38.77	18.58	58.17	100	0	P	V
		16740	50.61	-17.59	68.2	40.6	42.9	23.07	55.96	100	0	P	V
													V
802.11ac VHT20 CH 124 5620MHz		11240	47.98	-26.02	74	48.45	38.87	18.65	57.99	100	0	P	H
		16860	50.26	-17.94	68.2	40.14	42.86	23.14	55.88	100	0	P	H
													H
													H
		11240	46.78	-27.22	74	47.25	38.87	18.65	57.99	100	0	P	V
		16860	49.57	-18.63	68.2	39.45	42.86	23.14	55.88	100	0	P	V
													V
Remark	1. No other spurious found.												
	2. All results are PASS against Peak and Average limit line.												



WIFI	Note	Frequency (MHz)	Level (dBµV/m)	Over Limit (dB)	Limit Line (dBµV/m)	Read Level (dBµV)	Antenna Factor (dB/m)	Cable Loss (dB)	Preamp Factor (dB)	Ant Pos (cm)	Table Pos (deg)	Peak Avg. (P/A)	Pol. (H/V)
802.11ac VHT20 CH 132 5660MHz		11320	46.68	-27.32	74	46.72	39.01	18.73	57.78	100	0	P	H
		16980	51.88	-16.32	68.2	41.67	42.81	23.21	55.81	100	0	P	H
													H
													H
		11320	45.67	-28.33	74	45.71	39.01	18.73	57.78	100	0	P	V
		16980	52.27	-15.93	68.2	42.06	42.81	23.21	55.81	100	0	P	V
													V
802.11ac VHT20 CH 140 5700MHz		11400	44.38	-29.62	74	44	39.14	18.8	57.56	100	0	P	H
		17100	49.19	-19.01	68.2	39.07	42.64	23.28	55.8	100	0	P	H
													H
													H
		11400	45.38	-28.62	74	45	39.14	18.8	57.56	100	0	P	V
		17100	49.79	-18.41	68.2	39.67	42.64	23.28	55.8	100	0	P	V
													V
Remark	1. No other spurious found.												
	2. All results are PASS against Peak and Average limit line.												



Band 3 - 5470~5725MHz
WIFI 802.11ac VHT40 (Band Edge @ 3m)

WIFI	Note	Frequency (MHz)	Level (dBμV/m)	Over Limit (dB)	Limit Line (dBμV/m)	Read Level (dBμV)	Antenna Factor (dB/m)	Cable Loss (dB)	Preamp Factor (dB)	Ant Pos (cm)	Table Pos (deg)	Peak Avg. (P/A)	Pol. (H/V)
802.11ac VHT40 CH 102 5510MHz		5457.04	57.89	-16.11	74	45.88	34.47	12.63	35.09	100	230	P	H
		5470	66.56	-1.64	68.2	54.53	34.51	12.61	35.09	100	230	P	H
		5459.92	52.54	-1.46	54	40.53	34.47	12.63	35.09	100	230	A	H
	*	5510	111.31	-	-	99.22	34.6	12.59	35.1	100	230	P	H
	*	5510	103.71	-	-	91.62	34.6	12.59	35.1	100	230	A	H
		5753.66	51.37	-16.83	68.2	39.13	34.6	12.79	35.15	100	230	P	H
		5452	51.25	-22.75	74	39.24	34.47	12.63	35.09	100	64	P	V
		5470	56.12	-12.08	68.2	44.09	34.51	12.61	35.09	100	64	P	V
		5459.44	45.08	-8.92	54	33.07	34.47	12.63	35.09	100	64	A	V
	*	5510	100.09	-	-	88	34.6	12.59	35.1	100	64	P	V
	*	5510	92.63	-	-	80.54	34.6	12.59	35.1	100	64	A	V
		5732.555	51.63	-16.57	68.2	39.45	34.6	12.73	35.15	100	64	P	V
802.11ac VHT40 CH 110 5550MHz		5451.28	63.25	-10.75	74	51.24	34.47	12.63	35.09	100	219	P	H
		5464.96	62.32	-5.88	68.2	50.29	34.51	12.61	35.09	100	219	P	H
		5459.92	52.56	-1.44	54	40.55	34.47	12.63	35.09	100	219	A	H
	*	5550	114.61	-	-	102.53	34.6	12.58	35.1	100	219	P	H
	*	5550	106.43	-	-	94.35	34.6	12.58	35.1	100	219	A	H
		5726.885	53.37	-14.83	68.2	41.18	34.6	12.73	35.14	100	219	P	H
		5451.76	51.3	-22.7	74	39.29	34.47	12.63	35.09	100	159	P	V
		5463.28	50.95	-17.25	68.2	38.92	34.51	12.61	35.09	100	159	P	V
		5459.68	42.12	-11.88	54	30.11	34.47	12.63	35.09	100	159	A	V
	*	5550	104.61	-	-	92.53	34.6	12.58	35.1	100	159	P	V
	*	5550	96.84	-	-	84.76	34.6	12.58	35.1	100	159	A	V
		5733.5	52.99	-15.21	68.2	40.81	34.6	12.73	35.15	100	159	P	V



802.11ac VHT40 CH 118 5590MHz		5456.05	62.41	-11.59	74	50.4	34.47	12.63	35.09	100	221	P	H
		5464.1	62.42	-5.78	68.2	50.39	34.51	12.61	35.09	100	221	P	H
		5459.9	52.28	-1.72	54	40.27	34.47	12.63	35.09	100	221	A	H
	*	5590	119.57	-	-	107.52	34.6	12.56	35.11	100	221	P	H
	*	5590	109.94	-	-	97.89	34.6	12.56	35.11	100	221	A	H
		5725	60.91	-7.29	68.2	48.72	34.6	12.73	35.14	100	221	P	H
		5447.3	53.78	-20.22	74	41.77	34.47	12.63	35.09	100	131	P	V
		5460.6	52.71	-15.49	68.2	40.72	34.47	12.61	35.09	100	131	P	V
		5457.1	43.15	-10.85	54	31.14	34.47	12.63	35.09	100	131	A	V
	*	5590	108.15	-	-	96.1	34.6	12.56	35.11	100	131	P	V
	*	5590	100.97	-	-	88.92	34.6	12.56	35.11	100	131	A	V
		5761.675	52.69	-15.51	68.2	40.46	34.6	12.79	35.16	100	131	P	V
802.11ac VHT40 CH 134 5670MHz		5413	51.87	-22.13	74	39.93	34.38	12.65	35.09	100	230	P	H
		5469	51.22	-16.98	68.2	39.19	34.51	12.61	35.09	100	230	P	H
		5458.15	42.58	-11.42	54	30.57	34.47	12.63	35.09	100	230	A	H
	*	5670	114.79	-	-	102.65	34.6	12.67	35.13	100	230	P	H
	*	5670	107.51	-	-	95.37	34.6	12.67	35.13	100	230	A	H
		5731.05	66.62	-1.58	68.2	54.44	34.6	12.73	35.15	100	230	P	H
		5456.4	50.51	-23.49	74	38.5	34.47	12.63	35.09	100	64	P	V
		5461.65	49.97	-18.23	68.2	37.98	34.47	12.61	35.09	100	64	P	V
		5459.55	40.73	-13.27	54	28.72	34.47	12.63	35.09	100	64	A	V
	*	5670	100.89	-	-	88.75	34.6	12.67	35.13	100	64	P	V
	*	5670	94.88	-	-	82.74	34.6	12.67	35.13	100	64	A	V
		5727.725	52.4	-15.8	68.2	40.21	34.6	12.73	35.14	100	64	P	V
Remark	<ol style="list-style-type: none"> No other spurious found. All results are PASS against Peak and Average limit line. 												



Band 3 - 5470~5725MHz
WIFI 802.11ac VHT40 (Harmonic @ 3m)

WIFI	Note	Frequency (MHz)	Level (dBµV/m)	Over Limit (dB)	Limit Line (dBµV/m)	Read Level (dBµV)	Antenna Factor (dB/m)	Cable Loss (dB)	Preamp Factor (dB)	Ant Pos (cm)	Table Pos (deg)	Peak Avg. (P/A)	Pol. (H/V)
802.11ac VHT40 CH 102 5510MHz		11020	45.79	-28.21	74	47.39	38.53	18.43	58.56	100	0	P	H
		16530	53.04	-15.16	68.2	43.17	42.99	22.96	56.08	100	0	P	H
													H
													H
		11020	46.41	-27.59	74	48.01	38.53	18.43	58.56	100	0	P	V
		16530	51.04	-17.16	68.2	41.17	42.99	22.96	56.08	100	0	P	V
													V
802.11ac VHT40 CH 110 5550MHz		11100	45.82	-28.18	74	47	38.66	18.5	58.34	100	0	P	H
		16650	51.14	-17.06	68.2	41.18	42.94	23.03	56.01	100	0	P	H
													H
													H
		11100	45.81	-28.19	74	46.99	38.66	18.5	58.34	100	0	P	V
		16650	50.71	-17.49	68.2	40.75	42.94	23.03	56.01	100	0	P	V
													V
802.11ac VHT40 CH 118 5590MHz		11180	47	-27	74	47.75	38.79	18.58	58.12	100	0	P	H
		16770	50.46	-17.74	68.2	40.4	42.89	23.1	55.93	100	0	P	H
													H
													H
		11180	47.76	-26.24	74	48.51	38.79	18.58	58.12	100	0	P	V
		16770	51.04	-17.16	68.2	40.98	42.89	23.1	55.93	100	0	P	V
													V
Remark	1. No other spurious found.												
	2. All results are PASS against Peak and Average limit line.												



WIFI	Note	Frequency (MHz)	Level (dBµV/m)	Over Limit (dB)	Limit Line (dBµV/m)	Read Level (dBµV)	Antenna Factor (dB/m)	Cable Loss (dB)	Preamp Factor (dB)	Ant Pos (cm)	Table Pos (deg)	Peak Avg. (P/A)	Pol. (H/V)	
802.11ac VHT40 CH 134 5670MHz		11340	45.5	-28.5	74	45.47	39.03	18.73	57.73	100	0	P	H	
		17010	51.37	-16.83	68.2	41.16	42.77	23.24	55.8	100	0	P	H	
													H	
													H	
			11340	46.29	-27.71	74	46.26	39.03	18.73	57.73	100	0	P	V
			17010	50.77	-17.43	68.2	40.56	42.77	23.24	55.8	100	0	P	V
														V
													V	
Remark	1. No other spurious found. 2. All results are PASS against Peak and Average limit line.													



Band 3 5470~5725MHz
WIFI 802.11ac VHT80 (Band Edge @ 3m)

WIFI	Note	Frequency (MHz)	Level (dBμV/m)	Over Limit (dB)	Limit Line (dBμV/m)	Read Level (dBμV)	Antenna Factor (dB/m)	Cable Loss (dB)	Preamp Factor (dB)	Ant Pos (cm)	Table Pos (deg)	Peak Avg. (P/A)	Pol. (H/V)
802.11ac VHT80 CH 106 5530MHz		5458.96	64.78	-9.22	74	52.77	34.47	12.63	35.09	100	230	P	H
		5460.16	61.21	-6.99	68.2	49.22	34.47	12.61	35.09	100	230	P	H
		5458.72	52.38	-1.62	54	40.37	34.47	12.63	35.09	100	230	A	H
	*	5530	103.83	-	-	91.74	34.6	12.59	35.1	100	230	P	H
	*	5530	97.17	-	-	85.08	34.6	12.59	35.1	100	230	A	H
		5737.91	51.48	-16.72	68.2	39.3	34.6	12.73	35.15	100	230	P	H
		5459.92	52.53	-21.47	74	40.52	34.47	12.63	35.09	100	65	P	V
		5470	52.37	-15.83	68.2	40.34	34.51	12.61	35.09	100	65	P	V
		5459.2	43.92	-10.08	54	31.91	34.47	12.63	35.09	100	65	A	V
	*	5530	91.64	-	-	79.55	34.6	12.59	35.1	100	65	P	V
	*	5530	85.63	-	-	73.54	34.6	12.59	35.1	100	65	A	V
	5733.5	51.25	-16.95	68.2	39.07	34.6	12.73	35.15	100	65	P	V	
802.11ac VHT80 CH 122 5610MHz		5436.64	61.65	-12.35	74	49.68	34.43	12.63	35.09	100	232	P	H
		5465.92	62.63	-5.57	68.2	50.6	34.51	12.61	35.09	100	232	P	H
		5459.92	52.49	-1.51	54	40.48	34.47	12.63	35.09	100	232	A	H
	*	5610	110.03	-	-	97.99	34.6	12.56	35.12	100	232	P	H
	*	5610	102.19	-	-	90.15	34.6	12.56	35.12	100	232	A	H
		5727.2	59.16	-9.04	68.2	46.97	34.6	12.73	35.14	100	232	P	H
		5459.2	51.42	-22.58	74	39.41	34.47	12.63	35.09	100	63	P	V
		5467.12	53.19	-15.01	68.2	41.16	34.51	12.61	35.09	100	63	P	V
		5456.56	43.09	-10.91	54	31.08	34.47	12.63	35.09	100	63	A	V
	*	5610	100.49	-	-	88.45	34.6	12.56	35.12	100	63	P	V
	*	5610	92.84	-	-	80.8	34.6	12.56	35.12	100	63	A	V
	5726.57	51.25	-16.95	68.2	39.06	34.6	12.73	35.14	100	63	P	V	
Remark	1. No other spurious found. 2. All results are PASS against Peak and Average limit line.												



Band 3 5470~5725MHz
WIFI 802.11ac VHT80 (Harmonic @ 3m)

WIFI	Note	Frequency (MHz)	Level (dBµV/m)	Over Limit (dB)	Limit Line (dBµV/m)	Read Level (dBµV)	Antenna Factor (dB/m)	Cable Loss (dB)	Preamp Factor (dB)	Ant Pos (cm)	Table Pos (deg)	Peak Avg. (P/A)	Pol. (H/V)
802.11ac VHT80 CH 106 5530MHz		11060	46.43	-27.57	74	47.78	38.61	18.47	58.43	100	0	P	H
		16590	50.03	-18.17	68.2	40.11	42.97	23	56.05	100	0	P	H
													H
													H
		11060	45.67	-28.33	74	47.02	38.61	18.47	58.43	100	0	P	V
		16590	49.73	-18.47	68.2	39.81	42.97	23	56.05	100	0	P	V
													V
802.11ac VHT80 CH 122 5610MHz		11220	47.21	-26.79	74	47.78	38.85	18.62	58.04	100	0	P	H
		16830	50.05	-18.15	68.2	39.94	42.87	23.14	55.9	100	0	P	H
													H
													H
		11220	46.68	-27.32	74	47.25	38.85	18.62	58.04	100	0	P	V
		16830	50.24	-17.96	68.2	40.13	42.87	23.14	55.9	100	0	P	V
													V
Remark	1. No other spurious found.												
	2. All results are PASS against Peak and Average limit line.												



Band 3 - Straddle Channel

WIFI 802.11ac VHT20 (Band Edge @ 3m)

WIFI	Note	Frequency	Level	Over	Limit	Read	Antenna	Cable	Preamp	Ant	Table	Peak	Pol.
		(MHz)	(dBμV/m)	(dB)	(dBμV/m)	(dBμV)	(dB/m)	(dB)	(dB)	(cm)	(deg)	(P/A)	(H/V)
802.11ac VHT20 CH 144 5720MHz	*	5720	120.93	-	-	108.74	34.6	12.73	35.14	100	164	P	H
	*	5720	112.23	-	-	100.04	34.6	12.73	35.14	100	164	A	H
													H
													H
													H
													H
	*	5722	112.57	-	-	100.38	34.6	12.73	35.14	100	175	P	V
	*	5722	104.43	-	-	92.24	34.6	12.73	35.14	100	175	A	V
													V
													V
Remark	1. No other spurious found. 2. All results are PASS against Peak and Average limit line.												



Band 3 - Straddle Channel
WIFI 802.11ac VHT20 (Harmonic @ 3m)

WIFI	Note	Frequency (MHz)	Level (dBµV/m)	Over Limit (dB)	Limit Line (dBµV/m)	Read Level (dBµV)	Antenna Factor (dB/m)	Cable Loss (dB)	Preamp Factor (dB)	Ant Pos (cm)	Table Pos (deg)	Peak Avg. (P/A)	Pol. (H/V)	
802.11ac VHT20 CH 144 5720MHz		11440	44.51	-29.49	74	43.95	39.19	18.84	57.47	100	0	P	H	
		17160	50.63	-17.57	68.2	40.57	42.53	23.33	55.8	100	0	P	H	
													H	
													H	
			11440	44.85	-29.15	74	44.29	39.19	18.84	57.47	100	0	P	V
			17160	50.04	-18.16	68.2	39.98	42.53	23.33	55.8	100	0	P	V
														V
													V	
Remark	1. No other spurious found. 2. All results are PASS against Peak and Average limit line.													



Band 3 - Straddle Channel
WIFI 802.11ac VHT40 (Band Edge @ 3m)

WIFI	Note	Frequency (MHz)	Level (dBμV/m)	Over Limit (dB)	Limit Line (dBμV/m)	Read Level (dBμV)	Antenna Factor (dB/m)	Cable Loss (dB)	Preamp Factor (dB)	Ant Pos (cm)	Table Pos (deg)	Peak Avg. (P/A)	Pol. (H/V)
802.11ac VHT40 CH 142 5710MHz	*	5710	119.29	-	-	107.1	34.6	12.73	35.14	100	229	P	H
	*	5710	111.55	-	-	99.36	34.6	12.73	35.14	100	229	A	H
													H
													H
													H
													H
	*	5710	108.18	-	-	95.99	34.6	12.73	35.14	100	175	P	V
	*	5710	100.93	-	-	88.74	34.6	12.73	35.14	100	175	A	V
													V
													V
												V	
												V	
Remark	1. No other spurious found. 2. All results are PASS against Peak and Average limit line.												



Band 3 - Straddle Channel
WIFI 802.11ac VHT40 (Harmonic @ 3m)

WIFI	Note	Frequency (MHz)	Level (dBµV/m)	Over Limit (dB)	Limit Line (dBµV/m)	Read Level (dBµV)	Antenna Factor (dB/m)	Cable Loss (dB)	Preamp Factor (dB)	Ant Pos (cm)	Table Pos (deg)	Peak Avg. (P/A)	Pol. (H/V)	
802.11ac VHT40 CH 142 5710MHz		11420	44.8	-29.2	74	44.35	39.17	18.8	57.52	100	0	P	H	
		17130	50.97	-17.23	68.2	40.87	42.59	23.31	55.8	100	0	P	H	
													H	
													H	
			11420	45.5	-28.5	74	45.05	39.17	18.8	57.52	100	0	P	V
			17130	49.57	-18.63	68.2	39.47	42.59	23.31	55.8	100	0	P	V
														V
													V	
Remark	1. No other spurious found. 2. All results are PASS against Peak and Average limit line.													



Band 3 - Straddle Channel
WIFI 802.11ac VHT80 (Band Edge @ 3m)

WIFI	Note	Frequency (MHz)	Level (dBμV/m)	Over Limit (dB)	Limit Line (dBμV/m)	Read Level (dBμV)	Antenna Factor (dB/m)	Cable Loss (dB)	Preamp Factor (dB)	Ant Pos (cm)	Table Pos (deg)	Peak Avg. (P/A)	Pol. (H/V)
802.11ac VHT80 CH 138 5690MHz	*	5690	119.96	-	-	107.83	34.6	12.67	35.14	100	217	P	H
	*	5690	110.55	-	-	98.42	34.6	12.67	35.14	100	217	A	H
													H
													H
													H
													H
	*	5690	110.08	-	-	97.95	34.6	12.67	35.14	100	180	P	V
	*	5690	100.3	-	-	88.17	34.6	12.67	35.14	100	180	A	V
													V
													V
												V	
												V	
Remark	1. No other spurious found. 2. All results are PASS against Peak and Average limit line.												



Band 3 - Straddle Channel
WIFI 802.11ac VHT80 (Harmonic @ 3m)

WIFI	Note	Frequency (MHz)	Level (dBµV/m)	Over Limit (dB)	Limit Line (dBµV/m)	Read Level (dBµV)	Antenna Factor (dB/m)	Cable Loss (dB)	Preamp Factor (dB)	Ant Pos (cm)	Table Pos (deg)	Peak Avg. (P/A)	Pol. (H/V)	
802.11ac VHT80 CH 138 5690MHz		11380	44.35	-29.65	74	44.07	39.11	18.77	57.6	100	0	P	H	
		17070	49.37	-18.83	68.2	39.2	42.69	23.28	55.8	100	0	P	H	
													H	
													H	
			11380	44.73	-29.27	74	44.45	39.11	18.77	57.6	100	0	P	V
			17070	50.37	-17.83	68.2	40.2	42.69	23.28	55.8	100	0	P	V
														V
													V	
Remark	1. No other spurious found. 2. All results are PASS against Peak and Average limit line.													



Emission below 1GHz
WIFI 802.11ac VHT20 (LF @ 3m)

WIFI	Note	Frequency	Level	Over	Limit	Read	Antenna	Cable	Preamp	Ant	Table	Peak	Pol.	
		(MHz)	(dBμV/m)	(dB)	(dBμV/m)	(dBμV)	(dB/m)	(dB)	(dB)	(cm)	(deg)	(P/A)	(H/V)	
802.11ac VHT20 LF		31.89	29.62	-10.38	40	34.37	24.92	1.71	31.38			P	H	
		95.88	33.1	-10.4	43.5	46.67	15.88	2.11	31.56			P	H	
		287.58	34.58	-11.42	46	43	19.62	3.28	31.32			P	H	
		519.8	37.77	-8.23	46	40.23	24.36	4.13	30.95	100	96	P	H	
		650	34.1	-11.9	46	34.37	25.9	4.59	30.76			P	H	
		955.9	34.13	-11.87	46	29.03	30.21	5.4	30.51			P	H	
														H
														H
														H
														H
														H
														H
			31.62	34.39	-5.61	40	39.14	24.92	1.71	31.38	100	130	P	V
			198.48	32.01	-11.49	43.5	44.79	15.95	2.72	31.45			P	V
			297.03	30.7	-15.3	46	38.95	19.77	3.28	31.3			P	V
			325.2	35.49	-10.51	46	42.82	20.5	3.43	31.26			P	V
			519.8	38.59	-7.41	46	41.05	24.36	4.13	30.95			P	V
			958	34.4	-11.6	46	29.29	30.22	5.4	30.51			P	V
														V
														V
													V	
													V	
													V	
													V	
Remark	1. No other spurious found. 2. All results are PASS against limit line.													



<TXBF Mode>

<Ant. No. 2 Chain 0+1>

Band 1 - 5150~5250MHz

WIFI 802.11ac VHT20 (Band Edge @ 3m)

WIFI	Note	Frequency	Level	Over Limit	Limit Line	Read Level	Antenna Factor	Cable Loss	Preamp Factor	Ant Pos	Table Pos	Peak Avg.	Pol.
		(MHz)	(dBμV/m)	(dB)	(dBμV/m)	(dBμV)	(dB/m)	(dB)	(dB)	(cm)	(deg)	(P/A)	(H/V)
802.11ac VHT20 CH 36 5180MHz		5144.04	49.81	-24.19	74	39.21	33.69	11.99	35.08	300	5	P	H
		5149.76	40.29	-13.71	54	29.69	33.69	11.99	35.08	300	5	A	H
	*	5180	99.39	-	-	88.7	33.78	11.99	35.08	300	5	P	H
	*	5180	92.24	-	-	81.55	33.78	11.99	35.08	300	5	A	H
		5148.98	57.67	-16.33	74	47.07	33.69	11.99	35.08	346	0	P	V
		5150	47.4	-6.6	54	36.8	33.69	11.99	35.08	346	0	A	V
	*	5180	110.15	-	-	99.46	33.78	11.99	35.08	346	0	P	V
	*	5180	102.95	-	-	92.26	33.78	11.99	35.08	346	0	A	V
802.11ac VHT20 CH 44 5220MHz		5093.08	49.92	-24.08	74	39.53	33.56	11.9	35.07	100	156	P	H
		5148.72	39.66	-14.34	54	29.06	33.69	11.99	35.08	100	156	A	H
	*	5220	102.25	-	-	91.43	33.86	12.04	35.08	100	156	P	H
	*	5220	94.05	-	-	83.23	33.86	12.04	35.08	100	156	A	H
		5368.44	50.48	-23.52	74	38.78	34.25	12.53	35.08	100	156	P	H
		5429.48	40.67	-13.33	54	28.7	34.43	12.63	35.09	100	156	A	H
		5129.22	52.43	-21.57	74	41.91	33.65	11.95	35.08	300	348	P	V
		5150	44	-10	54	33.4	33.69	11.99	35.08	300	348	A	V
	*	5220	113.54	-	-	102.72	33.86	12.04	35.08	300	348	P	V
	*	5220	105.92	-	-	95.1	33.86	12.04	35.08	300	348	A	V
	5432.56	52.36	-21.64	74	40.39	34.43	12.63	35.09	300	348	P	V	
	5429.48	44.44	-9.56	54	32.47	34.43	12.63	35.09	300	348	A	V	
Remark	1. No other spurious found. 2. All results are PASS against Peak and Average limit line.												



Band 1 5150~5250MHz
WIFI 802.11ac VHT20 (Harmonic @ 3m)

WIFI	Note	Frequency (MHz)	Level (dBμV/m)	Over Limit (dB)	Limit Line (dBμV/m)	Read Level (dBμV)	Antenna Factor (dB/m)	Cable Loss (dB)	Preamp Factor (dB)	Ant Pos (cm)	Table Pos (deg)	Peak Avg. (P/A)	Pol. (H/V)	
802.11ac VHT20 CH 48 5240MHz		10480	46.7	-27.3	74	48.78	39.19	17.94	59.21	100	0	P	H	
		15720	58.37	-15.63	74	51.27	41.45	22.37	56.72	209	192	P	H	
		15720	49.05	-4.95	54	41.95	41.45	22.37	56.72	209	192	A	H	
													H	
			10480	47.14	-26.86	74	49.22	39.19	17.94	59.21	100	0	P	V
			15720	49.8	-24.2	74	42.7	41.45	22.37	56.72	100	0	P	V
														V
Remark	1. No other spurious found. 2. All results are PASS against Peak and Average limit line.													



Band 1 5150~5250MHz
WIFI 802.11ac VHT40 (Band Edge @ 3m)

WIFI	Note	Frequency (MHz)	Level (dBμV/m)	Over Limit (dB)	Limit Line (dBμV/m)	Read Level (dBμV)	Antenna Factor (dB/m)	Cable Loss (dB)	Preamp Factor (dB)	Ant Pos (cm)	Table Pos (deg)	Peak Avg. (P/A)	Pol. (H/V)
802.11ac VHT40 CH 38 5190MHz		5053.04	49.14	-24.86	74	38.93	33.43	11.85	35.07	300	6	P	H
		5147.94	40.28	-13.72	54	29.68	33.69	11.99	35.08	300	6	A	H
	*	5190	89.71	-	-	78.97	33.78	12.04	35.08	300	6	P	H
	*	5190	83.73	-	-	72.99	33.78	12.04	35.08	300	6	A	H
		5453.84	50.45	-23.55	74	38.44	34.47	12.63	35.09	300	6	P	H
		5453.84	40.53	-13.47	54	28.52	34.47	12.63	35.09	300	6	A	H
		5148.2	58.94	-15.06	74	48.34	33.69	11.99	35.08	285	0	P	V
		5150	49.59	-4.41	54	38.99	33.69	11.99	35.08	285	0	A	V
	*	5190	102.17	-	-	91.43	33.78	12.04	35.08	285	0	P	V
	*	5190	94.51	-	-	83.77	33.78	12.04	35.08	285	0	A	V
		5454.4	50.99	-23.01	74	38.98	34.47	12.63	35.09	285	0	P	V
		5455.24	40.55	-13.45	54	28.54	34.47	12.63	35.09	285	0	A	V
802.11ac VHT40 CH 46 5230MHz		5088.92	49.76	-24.24	74	39.37	33.56	11.9	35.07	300	134	P	H
		5121.16	39.57	-14.43	54	29.1	33.6	11.95	35.08	300	134	A	H
	*	5230	96.98	-	-	85.99	33.91	12.16	35.08	300	134	P	H
	*	5230	89.13	-	-	78.14	33.91	12.16	35.08	300	134	A	H
		5379.08	50.92	-23.08	74	39.18	34.3	12.53	35.09	300	134	P	H
		5447.12	40.5	-13.5	54	28.49	34.47	12.63	35.09	300	134	A	H
		5139.88	54.79	-19.21	74	44.23	33.69	11.95	35.08	260	0	P	V
		5149.24	46.02	-7.98	54	35.42	33.69	11.99	35.08	260	0	A	V
	*	5230	109.94	-	-	98.95	33.91	12.16	35.08	260	0	P	V
	*	5230	92.96	-	-	81.97	33.91	12.16	35.08	260	0	A	V
	5444.88	50.95	-23.05	74	38.98	34.43	12.63	35.09	260	0	P	V	
	5350.52	42.14	-11.86	54	30.48	34.21	12.53	35.08	260	0	A	V	
Remark	1. No other spurious found. 2. All results are PASS against Peak and Average limit line.												



Band 1 5150~5250MHz
WIFI 802.11ac VHT40 (Harmonic @ 3m)

WIFI	Note	Frequency (MHz)	Level (dB μ V/m)	Over Limit (dB)	Limit Line (dB μ V/m)	Read Level (dB μ V)	Antenna Factor (dB/m)	Cable Loss (dB)	Preamp Factor (dB)	Ant Pos (cm)	Table Pos (deg)	Peak Avg. (P/A)	Pol. (H/V)
802.11ac VHT40 CH 46 5230MHz		10460	47.05	-26.95	74	49.22	39.16	17.91	59.24	100	0	P	H
		15690	49.62	-24.38	74	42.66	41.38	22.33	56.75	100	0	P	H
													H
													H
		10460	47.21	-26.79	74	49.38	39.16	17.91	59.24	100	0	P	V
		15690	50.25	-23.75	74	43.29	41.38	22.33	56.75	100	0	P	V
													V
													V
Remark	1. No other spurious found. 2. All results are PASS against Peak and Average limit line.												



Band 1 5150~5250MHz
WIFI 802.11ac VHT80 (Band Edge @ 3m)

Table with 14 columns: WIFI, Note, Frequency (MHz), Level (dBµV/m), Over Limit (dB), Limit Line (dBµV/m), Read Level (dBµV), Antenna Factor (dB/m), Cable Loss (dB), Preamp Factor (dB), Ant Pos (cm), Table Pos (deg), Peak Avg. (P/A), Pol. (H/V). Rows include test data for 802.11ac VHT80 CH 42 5210MHz and a Remark section.



Band 1 5150~5250MHz
WIFI 802.11ac VHT80 (Harmonic @ 3m)

WIFI	Note	Frequency (MHz)	Level (dBμV/m)	Over Limit (dB)	Limit Line (dBμV/m)	Read Level (dBμV)	Antenna Factor (dB/m)	Cable Loss (dB)	Preamp Factor (dB)	Ant Pos (cm)	Table Pos (deg)	Peak Avg. (P/A)	Pol. (H/V)	
802.11ac VHT80 CH 42 5210MHz		10420	47.48	-26.52	74	49.75	39.13	17.87	59.27	100	0	P	H	
		15630	48.7	-25.3	74	41.92	41.28	22.29	56.79	100	0	P	H	
													H	
													H	
			10420	47.79	-26.21	74	50.06	39.13	17.87	59.27	100	0	P	V
			15630	49.03	-24.97	74	42.25	41.28	22.29	56.79	100	0	P	V
														V
													V	
Remark	1. No other spurious found. 2. All results are PASS against Peak and Average limit line.													



Band 2 - 5250~5350MHz

WIFI 802.11ac VHT20 (Band Edge @ 3m)

WIFI	Note	Frequency	Level	Over	Limit	Read	Antenna	Cable	Preamp	Ant	Table	Peak	Pol.
		(MHz)	(dBμV/m)	(dB)	(dBμV/m)	(dBμV)	(dB/m)	(dB)	(dB)	(cm)	(deg)	(P/A)	(H/V)
802.11ac VHT20 CH 60 5300MHz		5087.85	49.71	-24.29	74	39.36	33.52	11.9	35.07	300	152	P	H
		5136.85	39.42	-14.58	54	28.9	33.65	11.95	35.08	300	152	A	H
	*	5300	101.99	-	-	90.71	34.08	12.28	35.08	300	152	P	H
	*	5300	94.98	-	-	83.7	34.08	12.28	35.08	300	152	A	H
		5412	50.41	-23.59	74	38.47	34.38	12.65	35.09	300	152	P	H
		5457.36	40.62	-13.38	54	28.61	34.47	12.63	35.09	300	152	A	H
		5024.85	50.17	-23.83	74	40	33.39	11.85	35.07	300	3	P	V
		5079.1	40.12	-13.88	54	29.77	33.52	11.9	35.07	300	3	A	V
	*	5300	112.68	-	-	101.4	34.08	12.28	35.08	300	3	P	V
	*	5300	105.27	-	-	93.99	34.08	12.28	35.08	300	3	A	V
		5354.88	54.01	-19.99	74	42.35	34.21	12.53	35.08	300	3	P	V
	5350.08	44.87	-9.13	54	33.21	34.21	12.53	35.08	300	3	A	V	
802.11ac VHT20 CH 64 5320MHz	*	5320	97.85	-	-	86.4	34.12	12.41	35.08	100	161	P	H
	*	5320	89.71	-	-	78.26	34.12	12.41	35.08	100	161	A	H
		5408.32	49.98	-24.02	74	38.08	34.34	12.65	35.09	100	161	P	H
		5455.04	40.46	-13.54	54	28.45	34.47	12.63	35.09	100	161	A	H
													H
													H
	*	5320	109.07	-	-	97.62	34.12	12.41	35.08	266	0	P	V
	*	5320	101.45	-	-	90	34.12	12.41	35.08	266	0	A	V
		5355.2	54.3	-19.7	74	42.64	34.21	12.53	35.08	266	0	P	V
		5350.08	46.4	-7.6	54	34.74	34.21	12.53	35.08	266	0	A	V
												V	
												V	
Remark	1. No other spurious found. 2. All results are PASS against Peak and Average limit line.												



Band 2 5250~5350MHz
WIFI 802.11ac VHT20 (Harmonic @ 3m)

WIFI	Note	Frequency (MHz)	Level (dBμV/m)	Over Limit (dB)	Limit Line (dBμV/m)	Read Level (dBμV)	Antenna Factor (dB/m)	Cable Loss (dB)	Preamp Factor (dB)	Ant Pos (cm)	Table Pos (deg)	Peak Avg. (P/A)	Pol. (H/V)	
802.11ac VHT20 CH 52 5260MHz		10520	48.33	-25.67	74	50.35	39.18	17.98	59.18	100	0	P	H	
		15780	54.68	-19.32	74	567.75	-500	22.41	35.48	200	165	P	H	
		15780	41.92	-12.08	54	554.99	-500	22.41	35.48	200	165	A	H	
													H	
			10520	46.92	-27.08	74	48.94	39.18	17.98	59.18	100	0	P	V
			15780	50.81	-23.19	74	43.53	41.55	22.41	56.68	100	0	P	V
														V
Remark	1. No other spurious found. 2. All results are PASS against Peak and Average limit line.													



Band 2 5250~5350MHz
WIFI 802.11ac VHT40 (Band Edge @ 3m)

WIFI	Note	Frequency (MHz)	Level (dBμV/m)	Over Limit (dB)	Limit Line (dBμV/m)	Read Level (dBμV)	Antenna Factor (dB/m)	Cable Loss (dB)	Preamp Factor (dB)	Ant Pos (cm)	Table Pos (deg)	Peak Avg. (P/A)	Pol. (H/V)
802.11ac VHT40 CH 54 5270MHz		5143.5	49.77	-24.23	74	39.17	33.69	11.99	35.08	300	95	P	H
		5137.9	39.34	-14.66	54	28.82	33.65	11.95	35.08	300	95	A	H
	*	5270	96.93	-	-	85.74	33.99	12.28	35.08	300	95	P	H
	*	5270	89.99	-	-	78.8	33.99	12.28	35.08	300	95	A	H
		5415.12	50.39	-23.61	74	38.45	34.38	12.65	35.09	300	95	P	H
		5453.04	40.53	-13.47	54	28.52	34.47	12.63	35.09	300	95	A	H
		5146.3	50.94	-23.06	74	40.34	33.69	11.99	35.08	215	183	P	V
		5149.1	40.79	-13.21	54	30.19	33.69	11.99	35.08	215	183	A	V
	*	5270	107.87	-	-	96.68	33.99	12.28	35.08	215	183	P	V
	*	5270	100.43	-	-	89.24	33.99	12.28	35.08	215	183	A	V
		5353.44	53.14	-20.86	74	41.48	34.21	12.53	35.08	215	183	P	V
		5350.8	44.88	-9.12	54	33.22	34.21	12.53	35.08	215	183	A	V
802.11ac VHT40 CH 62 5310MHz		5112.35	49.64	-24.36	74	39.16	33.6	11.95	35.07	100	230	P	H
		5135.1	39.32	-14.68	54	28.8	33.65	11.95	35.08	100	230	A	H
	*	5310	88.64	-	-	77.19	34.12	12.41	35.08	100	230	P	H
	*	5310	79.22	-	-	67.77	34.12	12.41	35.08	100	230	A	H
		5417.52	51.06	-22.94	74	39.12	34.38	12.65	35.09	100	230	P	H
		5457.12	40.46	-13.54	54	28.45	34.47	12.63	35.09	100	230	A	H
		5105	49.01	-24.99	74	38.57	33.56	11.95	35.07	300	235	P	V
		5138.6	39.33	-14.67	54	28.81	33.65	11.95	35.08	300	235	A	V
	*	5310	100.36	-	-	88.91	34.12	12.41	35.08	300	235	P	V
	*	5310	92.88	-	-	81.43	34.12	12.41	35.08	300	235	A	V
	5350.56	53.94	-20.06	74	42.28	34.21	12.53	35.08	300	235	P	V	
	5350.08	45.61	-8.39	54	33.95	34.21	12.53	35.08	300	235	A	V	
Remark	1. No other spurious found. 2. All results are PASS against Peak and Average limit line.												



Band 2 5250~5350MHz

WIFI 802.11ac VHT40 (Harmonic @ 3m)

WIFI	Note	Frequency (MHz)	Level (dBμV/m)	Over Limit (dB)	Limit Line (dBμV/m)	Read Level (dBμV)	Antenna Factor (dB/m)	Cable Loss (dB)	Preamp Factor (dB)	Ant Pos (cm)	Table Pos (deg)	Peak Avg. (P/A)	Pol. (H/V)	
802.11ac VHT40 CH 54 5270MHz		10540	46.7	-27.3	74	48.73	39.15	17.98	59.16	100	0	P	H	
		15810	49.75	-24.25	74	42.33	41.62	22.45	56.65	100	0	P	H	
													H	
													H	
			10540	46.81	-27.19	74	48.84	39.15	17.98	59.16	100	0	P	V
			15810	49.63	-24.37	74	42.21	41.62	22.45	56.65	100	0	P	V
														V
Remark	1. No other spurious found. 2. All results are PASS against Peak and Average limit line.													



Band 2 5250~5350MHz
WIFI 802.11ac VHT80 (Band Edge @ 3m)

WIFI	Note	Frequency (MHz)	Level (dBμV/m)	Over Limit (dB)	Limit Line (dBμV/m)	Read Level (dBμV)	Antenna Factor (dB/m)	Cable Loss (dB)	Preamp Factor (dB)	Ant Pos (cm)	Table Pos (deg)	Peak Avg. (P/A)	Pol. (H/V)
802.11ac VHT80 CH 58 5290MHz		5073.5	48.72	-25.28	74	38.37	33.52	11.9	35.07	300	95	P	H
		5133	42.23	-11.77	54	31.71	33.65	11.95	35.08	300	95	A	H
	*	5290	87.06	-	-	75.82	34.04	12.28	35.08	300	95	P	H
	*	5290	78.71	-	-	67.47	34.04	12.28	35.08	300	95	A	H
		5363.04	50.9	-23.1	74	39.2	34.25	12.53	35.08	300	95	P	H
		5445.12	43.69	-10.31	54	31.72	34.43	12.63	35.09	300	95	A	H
		5014	49.21	-24.79	74	39.13	33.34	11.81	35.07	300	105	P	V
		5135.8	43.54	-10.46	54	33.02	33.65	11.95	35.08	300	105	A	V
	*	5290	100.11	-	-	88.87	34.04	12.28	35.08	300	105	P	V
	*	5290	94.19	-	-	82.95	34.04	12.28	35.08	300	105	A	V
		5377.2	54.57	-19.43	74	42.88	34.25	12.53	35.09	300	105	P	V
		5366.4	50.02	-3.98	54	38.32	34.25	12.53	35.08	300	105	A	V
Remark	1. No other spurious found. 2. All results are PASS against Peak and Average limit line.												



Band 2 5250~5350MHz
WIFI 802.11ac VHT80 (Harmonic @ 3m)

WIFI	Note	Frequency (MHz)	Level (dBμV/m)	Over Limit (dB)	Limit Line (dBμV/m)	Read Level (dBμV)	Antenna Factor (dB/m)	Cable Loss (dB)	Preamp Factor (dB)	Ant Pos (cm)	Table Pos (deg)	Peak Avg. (P/A)	Pol. (H/V)	
802.11ac VHT80 CH 58 5290MHz		10580	46.85	-27.15	74	48.85	39.08	18.02	59.1	100	0	P	H	
		15870	50.89	-23.11	74	43.2	41.76	22.53	56.6	100	0	P	H	
													H	
													H	
			10580	46.85	-27.15	74	48.85	39.08	18.02	59.1	100	0	P	V
			15870	50.98	-23.02	74	43.29	41.76	22.53	56.6	100	0	P	V
														V
													V	
Remark	1. No other spurious found. 2. All results are PASS against Peak and Average limit line.													



Band 3 - 5470~5725MHz

WIFI 802.11ac VHT20 (Band Edge @ 3m)

WIFI	Note	Frequency	Level	Over	Limit	Read	Antenna	Cable	Preamp	Ant	Table	Peak	Pol.	
		(MHz)	(dBμV/m)	(dB)	(dBμV/m)	(dBμV)	(dB/m)	(dB)	(dB)	(cm)	(deg)	(P/A)	(H/V)	
802.11ac VHT20 CH 100 5500MHz		5427.92	51.3	-22.7	74	39.38	34.38	12.63	35.09	380	288	P	H	
		5470	50.35	-17.85	68.2	38.32	34.51	12.61	35.09	380	288	P	H	
		5453.52	40.65	-13.35	54	28.64	34.47	12.63	35.09	380	288	A	H	
	*	5500	98.39	-	-	86.27	34.6	12.61	35.09	380	288	P	H	
	*	5500	90.84	-	-	78.72	34.6	12.61	35.09	380	288	A	H	
														H
			5457.84	56.27	-17.73	74	44.26	34.47	12.63	35.09	250	1	P	V
			5469.36	57.45	-10.75	68.2	45.42	34.51	12.61	35.09	250	1	P	V
			5460	46.78	-7.22	54	34.77	34.47	12.63	35.09	250	1	A	V
	*		5500	112.86	-	-	100.74	34.6	12.61	35.09	250	1	P	V
	*		5500	106.2	-	-	94.08	34.6	12.61	35.09	250	1	A	V
													V	
802.11ac VHT20 CH 140 5700MHz	*	5700	98	-	-	85.87	34.6	12.67	35.14	300	138	P	H	
	*	5700	89.99	-	-	77.86	34.6	12.67	35.14	300	138	A	H	
		5735.24	52.4	-15.8	68.2	40.22	34.6	12.73	35.15	300	138	P	H	
													H	
													H	
													H	
	*	5700	109.19	-	-	97.06	34.6	12.67	35.14	300	200	P	V	
	*	5700	101.64	-	-	89.51	34.6	12.67	35.14	300	200	A	V	
		5725.4	56.97	-11.23	68.2	44.78	34.6	12.73	35.14	300	200	P	V	
														V
													V	
													V	
Remark	1. No other spurious found. 2. All results are PASS against Peak and Average limit line.													



Band 3 - 5470~5725MHz
WIFI 802.11ac VHT20 (Harmonic @ 3m)

WIFI	Note	Frequency (MHz)	Level (dBμV/m)	Over Limit (dB)	Limit Line (dBμV/m)	Read Level (dBμV)	Antenna Factor (dB/m)	Cable Loss (dB)	Preamp Factor (dB)	Ant Pos (cm)	Table Pos (deg)	Peak Avg. (P/A)	Pol. (H/V)
802.11ac VHT20 CH 116 5580MHz		11160	47.91	-26.09	74	48.73	38.77	18.58	58.17	100	0	P	H
		16740	49.92	-18.28	68.2	39.91	42.9	23.07	55.96	100	0	P	H
													H
													H
		11160	47.61	-26.39	74	48.43	38.77	18.58	58.17	100	0	P	V
		16740	49.92	-18.28	68.2	39.91	42.9	23.07	55.96	100	0	P	V
													V
													V
Remark	1. No other spurious found. 2. All results are PASS against Peak and Average limit line.												



Band 3 - 5470~5725MHz
WIFI 802.11ac VHT40 (Band Edge @ 3m)

WIFI	Note	Frequency (MHz)	Level (dBμV/m)	Over Limit (dB)	Limit Line (dBμV/m)	Read Level (dBμV)	Antenna Factor (dB/m)	Cable Loss (dB)	Preamp Factor (dB)	Ant Pos (cm)	Table Pos (deg)	Peak Avg. (P/A)	Pol. (H/V)
802.11ac VHT40 CH 102 5510MHz		5429.92	51.54	-22.46	74	39.57	34.43	12.63	35.09	380	13	P	H
		5461.12	51.25	-16.95	68.2	39.26	34.47	12.61	35.09	380	13	P	H
		5459.92	41.11	-12.89	54	29.1	34.47	12.63	35.09	380	13	A	H
	*	5510	93.28	-	-	81.19	34.6	12.59	35.1	380	13	P	H
	*	5510	86.23	-	-	74.14	34.6	12.59	35.1	380	13	A	H
		5727.83	51.99	-16.21	68.2	39.8	34.6	12.73	35.14	380	13	P	H
		5452.72	54.3	-19.7	74	42.29	34.47	12.63	35.09	200	8	P	V
		5467.6	57.87	-10.33	68.2	45.84	34.51	12.61	35.09	200	8	P	V
		5458.48	44.69	-9.31	54	32.68	34.47	12.63	35.09	200	8	A	V
	*	5510	103.69	-	-	91.6	34.6	12.59	35.1	200	8	P	V
	*	5510	97.07	-	-	84.98	34.6	12.59	35.1	200	8	A	V
	5741.375	51.65	-16.55	68.2	39.41	34.6	12.79	35.15	200	8	P	V	
802.11ac VHT40 CH 134 5670MHz		5419.65	50.4	-23.6	74	38.46	34.38	12.65	35.09	300	100	P	H
		5466.2	49.8	-18.4	68.2	37.77	34.51	12.61	35.09	300	100	P	H
		5454.65	40.4	-13.6	54	28.39	34.47	12.63	35.09	300	100	A	H
	*	5670	97.22	-	-	85.08	34.6	12.67	35.13	300	100	P	H
	*	5670	89.96	-	-	77.82	34.6	12.67	35.13	300	100	A	H
		5745.575	51.21	-16.99	68.2	38.97	34.6	12.79	35.15	300	100	P	H
		5442.05	50.21	-23.79	74	38.24	34.43	12.63	35.09	300	118	P	V
		5465.5	49.93	-18.27	68.2	37.9	34.51	12.61	35.09	300	118	P	V
		5456.4	40.66	-13.34	54	28.65	34.47	12.63	35.09	300	118	A	V
	*	5670	108.42	-	-	96.28	34.6	12.67	35.13	300	118	P	V
	*	5670	101.21	-	-	89.07	34.6	12.67	35.13	300	118	A	V
	5726.15	55.16	-13.04	68.2	42.97	34.6	12.73	35.14	300	118	P	V	
Remark	1. No other spurious found. 2. All results are PASS against Peak and Average limit line.												



Band 3 - 5470~5725MHz
WIFI 802.11ac VHT40 (Harmonic @ 3m)

WIFI	Note	Frequency (MHz)	Level (dBμV/m)	Over Limit (dB)	Limit Line (dBμV/m)	Read Level (dBμV)	Antenna Factor (dB/m)	Cable Loss (dB)	Preamp Factor (dB)	Ant Pos (cm)	Table Pos (deg)	Peak Avg. (P/A)	Pol. (H/V)	
802.11ac VHT40 CH 110 5550MHz		11100	46.65	-27.35	74	47.83	38.66	18.5	58.34	100	0	P	H	
		16650	52.3	-15.9	68.2	42.34	42.94	23.03	56.01	100	0	P	H	
													H	
													H	
			11100	46.09	-27.91	74	47.27	38.66	18.5	58.34	100	0	P	V
			16650	52.22	-15.98	68.2	42.26	42.94	23.03	56.01	100	0	P	V
														V
													V	
Remark	1. No other spurious found. 2. All results are PASS against Peak and Average limit line.													



Band 3 5470~5725MHz
WIFI 802.11ac VHT80 (Band Edge @ 3m)

WIFI	Note	Frequency (MHz)	Level (dBμV/m)	Over Limit (dB)	Limit Line (dBμV/m)	Read Level (dBμV)	Antenna Factor (dB/m)	Cable Loss (dB)	Preamp Factor (dB)	Ant Pos (cm)	Table Pos (deg)	Peak Avg. (P/A)	Pol. (H/V)
802.11ac VHT80 CH 106 5530MHz		5442.16	50.55	-23.45	74	38.58	34.43	12.63	35.09	300	285	P	H
		5465.2	49.83	-18.37	68.2	37.8	34.51	12.61	35.09	300	285	P	H
		5458	43.76	-10.24	54	31.75	34.47	12.63	35.09	300	285	A	H
	*	5530	86.75	-	-	74.66	34.6	12.59	35.1	300	285	P	H
	*	5530	81.69	-	-	69.6	34.6	12.59	35.1	300	285	A	H
		5761.85	50.97	-17.23	68.2	38.74	34.6	12.79	35.16	300	285	P	H
		5445.76	57.56	-16.44	74	45.55	34.47	12.63	35.09	300	5	P	V
		5465.92	55.82	-12.38	68.2	43.79	34.51	12.61	35.09	300	5	P	V
		5441.2	50	-4	54	38.03	34.43	12.63	35.09	300	5	A	V
	*	5530	99.35	-	-	87.26	34.6	12.59	35.1	300	5	P	V
	*	5530	93.73	-	-	81.64	34.6	12.59	35.1	300	5	A	V
	5729.405	51.34	-16.86	68.2	39.15	34.6	12.73	35.14	300	5	P	V	
802.11ac VHT80 CH 122 5610MHz		5412.65	51.27	-22.73	74	39.33	34.38	12.65	35.09	300	132	P	H
		5467.6	49.51	-18.69	68.2	37.48	34.51	12.61	35.09	300	132	P	H
		5453.95	43.22	-10.78	54	31.21	34.47	12.63	35.09	300	132	A	H
	*	5610	90.78	-	-	78.74	34.6	12.56	35.12	300	132	P	H
	*	5610	87.11	-	-	75.07	34.6	12.56	35.12	300	132	A	H
		5742.95	52.06	-16.14	68.2	39.82	34.6	12.79	35.15	300	132	P	H
		5447.65	55.13	-18.87	74	43.12	34.47	12.63	35.09	300	172	P	V
		5462.7	56.17	-12.03	68.2	44.14	34.51	12.61	35.09	300	172	P	V
		5454.65	48.53	-5.47	54	36.52	34.47	12.63	35.09	300	172	A	V
	*	5610	105.95	-	-	93.91	34.6	12.56	35.12	300	172	P	V
	*	5610	97.73	-	-	85.69	34.6	12.56	35.12	300	172	A	V
	5733.325	53.56	-14.64	68.2	41.38	34.6	12.73	35.15	300	172	P	V	
Remark	1. No other spurious found. 2. All results are PASS against Peak and Average limit line.												



Band 3 5470~5725MHz
WIFI 802.11ac VHT80 (Harmonic @ 3m)

WIFI	Note	Frequency (MHz)	Level (dBμV/m)	Over Limit (dB)	Limit Line (dBμV/m)	Read Level (dBμV)	Antenna Factor (dB/m)	Cable Loss (dB)	Preamp Factor (dB)	Ant Pos (cm)	Table Pos (deg)	Peak Avg. (P/A)	Pol. (H/V)
802.11ac VHT80 CH 106 5530MHz		11060	46.48	-27.52	74	47.83	38.61	18.47	58.43	100	0	P	H
		16590	50.92	-17.28	68.2	41	42.97	23	56.05	100	0	P	H
													H
													H
		11060	46.61	-27.39	74	47.96	38.61	18.47	58.43	100	0	P	V
		16590	50.92	-17.28	68.2	41	42.97	23	56.05	100	0	P	V
													V
													V
Remark	1. No other spurious found. 2. All results are PASS against Peak and Average limit line.												



Band 3 - Straddle Channel

WIFI 802.11ac VHT20 (Band Edge @ 3m)

WIFI	Note	Frequency	Level	Over	Limit	Read	Antenna	Cable	Preamp	Ant	Table	Peak	Pol.
		(MHz)	(dBµV/m)	(dB)	(dBµV/m)	(dBµV)	(dB/m)	(dB)	(dB)	(cm)	(deg)	(P/A)	(H/V)
802.11ac VHT20 CH 144 5720MHz	*	5720	107.81	-	-	95.62	34.6	12.73	35.14	300	138	P	H
	*	5720	99.73	-	-	87.54	34.6	12.73	35.14	300	138	A	H
													H
													H
													H
	*	5720	111.95	-	-	99.76	34.6	12.73	35.14	300	200	P	V
	*	5720	104.07	-	-	91.88	34.6	12.73	35.14	300	200	A	V
													V
													V
													V
Remark	1. No other spurious found. 2. All results are PASS against Peak and Average limit line.												



Band 3 - Straddle Channel
WIFI 802.11ac VHT20 (Harmonic @ 3m)

WIFI	Note	Frequency (MHz)	Level (dBµV/m)	Over Limit (dB)	Limit Line (dBµV/m)	Read Level (dBµV)	Antenna Factor (dB/m)	Cable Loss (dB)	Preamp Factor (dB)	Ant Pos (cm)	Table Pos (deg)	Peak Avg. (P/A)	Pol. (H/V)	
802.11ac VHT20 CH 144 5720MHz		11440	46.4	-27.6	74	45.84	39.19	18.84	57.47	100	0	P	H	
		17160	49.96	-18.24	68.2	39.9	42.53	23.33	55.8	100	0	P	H	
													H	
													H	
			11440	46.18	-27.82	74	45.62	39.19	18.84	57.47	100	0	P	V
			17160	50.86	-17.34	68.2	40.8	42.53	23.33	55.8	100	0	P	V
														V
													V	
Remark	1. No other spurious found. 2. All results are PASS against Peak and Average limit line.													



Band 3 - Straddle Channel
WIFI 802.11ac VHT40 (Band Edge @ 3m)

WIFI	Note	Frequency (MHz)	Level (dBμV/m)	Over Limit (dB)	Limit Line (dBμV/m)	Read Level (dBμV)	Antenna Factor (dB/m)	Cable Loss (dB)	Preamp Factor (dB)	Ant Pos (cm)	Table Pos (deg)	Peak Avg. (P/A)	Pol. (H/V)
802.11ac VHT40 CH 142 5710MHz	*	5710	100.85	-	-	88.66	34.6	12.73	35.14	300	137	P	H
	*	5710	94.52	-	-	82.33	34.6	12.73	35.14	300	137	A	H
													H
													H
													H
													H
	*	5710	111.82	-	-	99.63	34.6	12.73	35.14	300	106	P	V
	*	5710	102.64	-	-	90.45	34.6	12.73	35.14	300	106	A	V
													V
													V
												V	
												V	
Remark	1. No other spurious found. 2. All results are PASS against Peak and Average limit line.												



Band 3 - Straddle Channel
WIFI 802.11ac VHT40 (Harmonic @ 3m)

WIFI	Note	Frequency (MHz)	Level (dBµV/m)	Over Limit (dB)	Limit Line (dBµV/m)	Read Level (dBµV)	Antenna Factor (dB/m)	Cable Loss (dB)	Preamp Factor (dB)	Ant Pos (cm)	Table Pos (deg)	Peak Avg. (P/A)	Pol. (H/V)	
802.11ac VHT40 CH 142 5710MHz		11420	46.31	-27.69	74	45.86	39.17	18.8	57.52	100	0	P	H	
		17130	50.83	-17.37	68.2	40.73	42.59	23.31	55.8	100	0	P	H	
													H	
													H	
			11420	47.11	-26.89	74	46.66	39.17	18.8	57.52	100	0	P	V
			17130	50.94	-17.26	68.2	40.84	42.59	23.31	55.8	100	0	P	V
														V
													V	
Remark	1. No other spurious found. 2. All results are PASS against Peak and Average limit line.													



Band 3 - Straddle Channel
WIFI 802.11ac VHT80 (Band Edge @ 3m)

WIFI	Note	Frequency (MHz)	Level (dBμV/m)	Over Limit (dB)	Limit Line (dBμV/m)	Read Level (dBμV)	Antenna Factor (dB/m)	Cable Loss (dB)	Preamp Factor (dB)	Ant Pos (cm)	Table Pos (deg)	Peak Avg. (P/A)	Pol. (H/V)
802.11ac VHT80 CH 138 5690MHz	*	5690	99.79	-	-	87.66	34.6	12.67	35.14	300	130	P	H
	*	5690	93.97	-	-	81.84	34.6	12.67	35.14	300	130	A	H
													H
													H
													H
													H
	*	5690	103.38	-	-	91.25	34.6	12.67	35.14	300	170	P	V
	*	5690	94.38	-	-	82.25	34.6	12.67	35.14	300	170	A	V
													V
													V
Remark	1. No other spurious found. 2. All results are PASS against Peak and Average limit line.												



Band 3 - Straddle Channel
WIFI 802.11ac VHT80 (Harmonic @ 3m)

WIFI	Note	Frequency (MHz)	Level (dBµV/m)	Over Limit (dB)	Limit Line (dBµV/m)	Read Level (dBµV)	Antenna Factor (dB/m)	Cable Loss (dB)	Preamp Factor (dB)	Ant Pos (cm)	Table Pos (deg)	Peak Avg. (P/A)	Pol. (H/V)	
802.11ac VHT80 CH 138 5690MHz		11380	46.85	-27.15	74	46.57	39.11	18.77	57.6	100	0	P	H	
		17070	50.98	-17.22	68.2	40.81	42.69	23.28	55.8	100	0	P	H	
													H	
													H	
			11380	45.66	-28.34	74	45.38	39.11	18.77	57.6	100	0	P	V
			17070	50.98	-17.22	68.2	40.81	42.69	23.28	55.8	100	0	P	V
														V
													V	
Remark	1. No other spurious found. 2. All results are PASS against Peak and Average limit line.													



Emission below 1GHz
WIFI 802.11ac VHT80 (LF @ 3m)

WIFI	Note	Frequency	Level	Over	Limit	Read	Antenna	Cable	Preamp	Ant	Table	Peak	Pol.	
		(MHz)	(dBμV/m)	(dB)	(dBμV/m)	(dBμV)	(dB/m)	(dB)	(dB)	(cm)	(deg)	(P/A)	(H/V)	
802.11ac VHT80 LF		42.96	28.57	-11.43	40	39.66	18.72	1.71	31.52			P	H	
		195.51	33.23	-10.27	43.5	46.17	15.8	2.72	31.46			P	H	
		275.16	35.26	-10.74	46	43.97	19.35	3.28	31.34			P	H	
		519.8	38.43	-7.57	46	40.89	24.36	4.13	30.95	100	84	P	H	
		650	33.51	-12.49	46	33.78	25.9	4.59	30.76			P	H	
		953.8	34.72	-11.28	46	29.62	30.21	5.4	30.51			P	H	
													H	
													H	
													H	
													H	
													H	
													H	
			30.81	35.11	-4.89	40	39.3	25.46	1.71	31.36	100	297	P	V
			132.06	35.65	-7.85	43.5	46.6	18.24	2.34	31.53			P	V
			279.21	33.17	-12.83	46	41.91	19.31	3.28	31.33			P	V
			325.2	34.85	-11.15	46	42.18	20.5	3.43	31.26			P	V
			519.8	37.06	-8.94	46	39.52	24.36	4.13	30.95			P	V
			650	34.39	-11.61	46	34.66	25.9	4.59	30.76			P	V
													V	
													V	
												V		
												V		
												V		
												V		
Remark	1. No other spurious found. 2. All results are PASS against limit line.													



<TXBF Mode>

<Ant. No. 4 Chain 0+1>

Band 1 - 5150~5250MHz

WIFI 802.11ac VHT20 (Band Edge @ 3m)

WIFI	Note	Frequency	Level	Over Limit	Limit Line	Read Level	Antenna Factor	Cable Loss	Preamp Factor	Ant Pos	Table Pos	Peak Avg.	Pol.
		(MHz)	(dBμV/m)	(dB)	(dBμV/m)	(dBμV)	(dB/m)	(dB)	(dB)	(cm)	(deg)	(P/A)	(H/V)
802.11ac VHT20 CH 36 5180MHz		5146.9	61.75	-12.25	74	51.15	33.69	11.99	35.08	300	310	P	H
		5150	52.52	-1.48	54	41.92	33.69	11.99	35.08	300	310	A	H
	*	5180	112.54	-	-	101.85	33.78	11.99	35.08	300	310	P	H
	*	5180	104.48	-	-	93.79	33.78	11.99	35.08	300	310	A	H
		5149.24	56.99	-17.01	74	46.39	33.69	11.99	35.08	375	360	P	V
		5150	49.08	-4.92	54	38.48	33.69	11.99	35.08	375	360	A	V
	*	5180	110.15	-	-	99.46	33.78	11.99	35.08	375	360	P	V
	5180	101.06	-	-	90.37	33.78	11.99	35.08	375	360	A	V	
802.11ac VHT20 CH 44 5220MHz		5147.94	59.99	-14.01	74	49.39	33.69	11.99	35.08	300	305	P	H
		5149.76	49.86	-4.14	54	39.26	33.69	11.99	35.08	300	305	A	H
	*	5220	117.43	-	-	106.61	33.86	12.04	35.08	300	305	P	H
	*	5220	108.63	-	-	97.81	33.86	12.04	35.08	300	305	A	H
		5433.12	55.76	-18.24	74	43.79	34.43	12.63	35.09	300	305	P	H
		5429.2	47.72	-6.28	54	35.75	34.43	12.63	35.09	300	305	A	H
		5148.98	53.9	-20.1	74	43.3	33.69	11.99	35.08	370	0	P	V
		5149.76	44.47	-9.53	54	33.87	33.69	11.99	35.08	370	0	A	V
	*	5220	113.74	-	-	102.92	33.86	12.04	35.08	370	0	P	V
	*	5220	105.26	-	-	94.44	33.86	12.04	35.08	370	0	A	V
	5432.84	53.14	-20.86	74	41.17	34.43	12.63	35.09	370	0	P	V	
	5430.04	44.53	-9.47	54	32.56	34.43	12.63	35.09	370	0	A	V	
Remark	1. No other spurious found. 2. All results are PASS against Peak and Average limit line.												



Band 1 5150~5250MHz
WIFI 802.11ac VHT20 (Harmonic @ 3m)

WIFI	Note	Frequency (MHz)	Level (dBμV/m)	Over Limit (dB)	Limit Line (dBμV/m)	Read Level (dBμV)	Antenna Factor (dB/m)	Cable Loss (dB)	Preamp Factor (dB)	Ant Pos (cm)	Table Pos (deg)	Peak Avg. (P/A)	Pol. (H/V)
802.11ac VHT20 CH 48 5240MHz		10480	46.81	-27.19	74	48.89	39.19	17.94	59.21	100	0	P	H
		15720	50.43	-23.57	74	43.33	41.45	22.37	56.72	100	0	P	H
													H
													H
		10480	47.2	-26.8	74	49.28	39.19	17.94	59.21	100	0	P	V
		15720	50.19	-23.81	74	43.09	41.45	22.37	56.72	100	0	P	V
													V
													V
Remark	1. No other spurious found. 2. All results are PASS against Peak and Average limit line.												



Band 1 5150~5250MHz
WIFI 802.11ac VHT40 (Band Edge @ 3m)

WIFI	Note	Frequency (MHz)	Level (dBμV/m)	Over Limit (dB)	Limit Line (dBμV/m)	Read Level (dBμV)	Antenna Factor (dB/m)	Cable Loss (dB)	Preamp Factor (dB)	Ant Pos (cm)	Table Pos (deg)	Peak Avg. (P/A)	Pol. (H/V)
802.11ac VHT40 CH 38 5190MHz		5146.64	60.31	-13.69	74	49.71	33.69	11.99	35.08	300	54	P	H
		5149.76	52.64	-1.36	54	42.04	33.69	11.99	35.08	300	54	A	H
	*	5190	107.12	-	-	96.38	33.78	12.04	35.08	300	54	P	H
	*	5190	95.75	-	-	85.01	33.78	12.04	35.08	300	54	A	H
		5386.64	50.95	-23.05	74	39.09	34.3	12.65	35.09	300	54	P	H
		5352.76	41.05	-12.95	54	29.39	34.21	12.53	35.08	300	54	A	H
		5149.76	57.79	-16.21	74	47.19	33.69	11.99	35.08	380	345	P	V
		5150	48.6	-5.4	54	38	33.69	11.99	35.08	380	345	A	V
	*	5190	102.52	-	-	91.78	33.78	12.04	35.08	380	345	P	V
	*	5190	92.72	-	-	81.98	33.78	12.04	35.08	380	345	A	V
		5380.48	50.5	-23.5	74	38.64	34.3	12.65	35.09	380	345	P	V
		5454.12	40.82	-13.18	54	28.81	34.47	12.63	35.09	380	345	A	V
802.11ac VHT40 CH 46 5230MHz		5139.88	61.42	-12.58	74	50.86	33.69	11.95	35.08	300	58	P	H
		5150	50.33	-3.67	54	39.73	33.69	11.99	35.08	300	58	A	H
	*	5230	114.63	-	-	103.64	33.91	12.16	35.08	300	58	P	H
	*	5230	105.61	-	-	94.62	33.91	12.16	35.08	300	58	A	H
		5354.44	54.56	-19.44	74	42.9	34.21	12.53	35.08	300	58	P	H
		5349.96	45.85	-104.15	150	34.19	34.21	12.53	35.08	300	58	A	H
		5145.86	58.82	-15.18	74	48.22	33.69	11.99	35.08	375	358	P	V
		5150	48.35	-5.65	54	37.75	33.69	11.99	35.08	375	358	A	V
	*	5230	110.17	-	-	99.18	33.91	12.16	35.08	375	358	P	V
	*	5230	99.48	-	-	88.49	33.91	12.16	35.08	375	358	A	V
	5366.76	51.6	-22.4	74	39.9	34.25	12.53	35.08	375	358	P	V	
	5350.52	42.95	-11.05	54	31.29	34.21	12.53	35.08	375	358	A	V	
Remark	1. No other spurious found. 2. All results are PASS against Peak and Average limit line.												



Band 1 5150~5250MHz
WIFI 802.11ac VHT40 (Harmonic @ 3m)

WIFI	Note	Frequency (MHz)	Level (dBμV/m)	Over Limit (dB)	Limit Line (dBμV/m)	Read Level (dBμV)	Antenna Factor (dB/m)	Cable Loss (dB)	Preamp Factor (dB)	Ant Pos (cm)	Table Pos (deg)	Peak Avg. (P/A)	Pol. (H/V)	
802.11ac VHT40 CH 46 5230MHz		10460	46.08	-27.92	74	48.25	39.16	17.91	59.24	100	0	P	H	
		15690	48.94	-25.06	74	41.98	41.38	22.33	56.75	100	0	P	H	
													H	
													H	
			10460	46.13	-27.87	74	48.3	39.16	17.91	59.24	100	0	P	V
			15690	49.08	-24.92	74	42.12	41.38	22.33	56.75	100	0	P	V
														V
Remark	1. No other spurious found. 2. All results are PASS against Peak and Average limit line.													



Band 1 5150~5250MHz
WIFI 802.11ac VHT80 (Band Edge @ 3m)

Table with 14 columns: WIFI, Note, Frequency (MHz), Level (dBµV/m), Over Limit (dB), Limit Line (dBµV/m), Read Level (dBµV), Antenna Factor (dB/m), Cable Loss (dB), Preamp Factor (dB), Ant Pos (cm), Table Pos (deg), Peak Avg. (P/A), Pol. (H/V). Rows include test data for 802.11ac VHT80 CH 42 5210MHz and a Remark section.



Band 1 5150~5250MHz
WIFI 802.11ac VHT80 (Harmonic @ 3m)

WIFI	Note	Frequency (MHz)	Level (dBμV/m)	Over Limit (dB)	Limit Line (dBμV/m)	Read Level (dBμV)	Antenna Factor (dB/m)	Cable Loss (dB)	Preamp Factor (dB)	Ant Pos (cm)	Table Pos (deg)	Peak Avg. (P/A)	Pol. (H/V)	
802.11ac VHT80 CH 42 5210MHz		10420	46.73	-27.27	74	49	39.13	17.87	59.27	100	0	P	H	
		15630	48.12	-25.88	74	41.34	41.28	22.29	56.79	100	0	P	H	
													H	
													H	
			10420	46.65	-27.35	74	48.92	39.13	17.87	59.27	100	0	P	V
			15630	48.9	-25.1	74	42.12	41.28	22.29	56.79	100	0	P	V
														V
													V	
Remark	1. No other spurious found. 2. All results are PASS against Peak and Average limit line.													



Band 2 - 5250~5350MHz

WIFI 802.11ac VHT20 (Band Edge @ 3m)

WIFI	Note	Frequency	Level	Over	Limit	Read	Antenna	Cable	Preamp	Ant	Table	Peak	Pol.
		(MHz)	(dBμV/m)	(dB)	(dBμV/m)	(dBμV)	(dB/m)	(dB)	(dB)	(cm)	(deg)	(P/A)	(H/V)
802.11ac VHT20 CH 60 5300MHz		5139.3	51.53	-22.47	74	41.01	33.65	11.95	35.08	300	298	P	H
		5149.45	41.23	-12.77	54	30.63	33.69	11.99	35.08	300	298	A	H
	*	5300	117.8	-	-	106.52	34.08	12.28	35.08	300	298	P	H
	*	5300	109.65	-	-	98.37	34.08	12.28	35.08	300	298	A	H
		5351.28	57.41	-16.59	74	45.75	34.21	12.53	35.08	300	298	P	H
		5350.32	50.86	-3.14	54	39.2	34.21	12.53	35.08	300	298	A	H
		5106.4	49.76	-24.24	74	39.28	33.6	11.95	35.07	375	360	P	V
		5079.1	40.95	-13.05	54	30.6	33.52	11.9	35.07	375	360	A	V
	*	5300	113.62	-	-	102.34	34.08	12.28	35.08	375	360	P	V
	*	5300	104.74	-	-	93.46	34.08	12.28	35.08	375	360	A	V
		5351.52	55.59	-18.41	74	43.93	34.21	12.53	35.08	375	360	P	V
	5350.08	46.91	-7.09	54	35.25	34.21	12.53	35.08	375	360	A	V	
802.11ac VHT20 CH 64 5320MHz	*	5320	113.73	-	-	102.28	34.12	12.41	35.08	300	305	P	H
	*	5320	105.74	-	-	94.29	34.12	12.41	35.08	300	305	A	H
		5350.08	60.11	-13.89	74	48.45	34.21	12.53	35.08	300	305	P	H
		5351.04	50.5	-3.5	54	38.84	34.21	12.53	35.08	300	305	A	H
													H
													H
	*	5320	109.32	-	-	97.87	34.12	12.41	35.08	375	360	P	V
	*	5320	101.03	-	-	89.58	34.12	12.41	35.08	375	360	A	V
		5359.36	54.7	-19.3	74	43.04	34.21	12.53	35.08	375	360	P	V
		5351.36	46.49	-7.51	54	34.83	34.21	12.53	35.08	375	360	A	V
												V	
												V	
Remark	1. No other spurious found. 2. All results are PASS against Peak and Average limit line.												



Band 2 5250~5350MHz
WIFI 802.11ac VHT20 (Harmonic @ 3m)

WIFI	Note	Frequency (MHz)	Level (dBμV/m)	Over Limit (dB)	Limit Line (dBμV/m)	Read Level (dBμV)	Antenna Factor (dB/m)	Cable Loss (dB)	Preamp Factor (dB)	Ant Pos (cm)	Table Pos (deg)	Peak Avg. (P/A)	Pol. (H/V)
802.11ac VHT20 CH 52 5260MHz		10520	46.73	-27.27	74	48.75	39.18	17.98	59.18	100	0	P	H
		15780	50.25	-23.75	74	42.97	41.55	22.41	56.68	100	0	P	H
													H
													H
		10520	47.45	-26.55	74	49.47	39.18	17.98	59.18	100	0	P	V
		15780	49.74	-24.26	74	42.46	41.55	22.41	56.68	100	0	P	V
													V
													V
Remark	1. No other spurious found. 2. All results are PASS against Peak and Average limit line.												



Band 2 5250~5350MHz
WIFI 802.11ac VHT40 (Band Edge @ 3m)

WIFI	Note	Frequency (MHz)	Level (dBμV/m)	Over Limit (dB)	Limit Line (dBμV/m)	Read Level (dBμV)	Antenna Factor (dB/m)	Cable Loss (dB)	Preamp Factor (dB)	Ant Pos (cm)	Table Pos (deg)	Peak Avg. (P/A)	Pol. (H/V)
802.11ac VHT40 CH 54 5270MHz		5149.45	53.58	-20.42	74	42.98	33.69	11.99	35.08	300	311	P	H
		5150	44.38	-9.62	54	33.78	33.69	11.99	35.08	300	311	A	H
	*	5270	113.34	-	-	102.15	33.99	12.28	35.08	300	311	P	H
	*	5270	103.89	-	-	92.7	33.99	12.28	35.08	300	311	A	H
		5366.64	59.13	-14.87	74	47.43	34.25	12.53	35.08	300	311	P	H
		5351.28	50.35	-3.65	54	38.69	34.21	12.53	35.08	300	311	A	H
		5136.15	52.01	-21.99	74	41.49	33.65	11.95	35.08	380	358	P	V
		5149.1	41.9	-12.1	54	31.3	33.69	11.99	35.08	380	358	A	V
	*	5270	110.13	-	-	98.94	33.99	12.28	35.08	380	358	P	V
	*	5270	99.81	-	-	88.62	33.99	12.28	35.08	380	358	A	V
		5361.36	54.73	-19.27	74	43.03	34.25	12.53	35.08	380	358	P	V
		5354.88	46.45	-7.55	54	34.79	34.21	12.53	35.08	380	358	A	V
802.11ac VHT40 CH 62 5310MHz		5100.45	50.24	-23.76	74	39.8	33.56	11.95	35.07	300	295	P	H
		5113.4	40.99	-13.01	54	30.51	33.6	11.95	35.07	300	295	A	H
	*	5310	106.99	-	-	95.54	34.12	12.41	35.08	300	295	P	H
	*	5310	96.78	-	-	85.33	34.12	12.41	35.08	300	295	A	H
		5353.68	57.17	-16.83	74	45.51	34.21	12.53	35.08	300	295	P	H
		5350.32	48.36	-5.64	54	36.7	34.21	12.53	35.08	300	295	A	H
		5117.25	49.91	-24.09	74	39.43	33.6	11.95	35.07	377	360	P	V
		5113.4	39.95	-14.05	54	29.47	33.6	11.95	35.07	377	360	A	V
	*	5310	103.34	-	-	91.89	34.12	12.41	35.08	377	360	P	V
	*	5310	92.8	-	-	81.35	34.12	12.41	35.08	377	360	A	V
	5355.36	54.93	-19.07	74	43.27	34.21	12.53	35.08	377	360	P	V	
	5350.32	46.96	-7.04	54	35.3	34.21	12.53	35.08	377	360	A	V	
Remark	1. No other spurious found. 2. All results are PASS against Peak and Average limit line.												



Band 2 5250~5350MHz
WIFI 802.11ac VHT40 (Harmonic @ 3m)

WIFI	Note	Frequency (MHz)	Level (dBμV/m)	Over Limit (dB)	Limit Line (dBμV/m)	Read Level (dBμV)	Antenna Factor (dB/m)	Cable Loss (dB)	Preamp Factor (dB)	Ant Pos (cm)	Table Pos (deg)	Peak Avg. (P/A)	Pol. (H/V)	
802.11ac VHT40 CH 54 5270MHz		10540	45.91	-28.09	74	47.94	39.15	17.98	59.16	100	0	P	H	
		15810	49.69	-24.31	74	42.27	41.62	22.45	56.65	100	0	P	H	
													H	
													H	
			10540	46.15	-27.85	74	48.18	39.15	17.98	59.16	100	0	P	V
			15810	49.66	-24.34	74	42.24	41.62	22.45	56.65	100	0	P	V
														V
														V
Remark	1. No other spurious found. 2. All results are PASS against Peak and Average limit line.													



Band 2 5250~5350MHz
WIFI 802.11ac VHT80 (Band Edge @ 3m)

WIFI	Note	Frequency (MHz)	Level (dBμV/m)	Over Limit (dB)	Limit Line (dBμV/m)	Read Level (dBμV)	Antenna Factor (dB/m)	Cable Loss (dB)	Preamp Factor (dB)	Ant Pos (cm)	Table Pos (deg)	Peak Avg. (P/A)	Pol. (H/V)
802.11ac VHT80 CH 58 5290MHz		5129.15	50.31	-23.69	74	39.79	33.65	11.95	35.08	300	64	P	H
		5149.8	41.74	-12.26	54	31.14	33.69	11.99	35.08	300	64	A	H
	*	5290	102.6	-	-	91.36	34.04	12.28	35.08	300	64	P	H
	*	5290	95.1	-	-	83.86	34.04	12.28	35.08	300	64	A	H
		5369.76	60.24	-13.76	74	48.54	34.25	12.53	35.08	300	64	P	H
		5356.32	52.6	-1.4	54	40.94	34.21	12.53	35.08	300	64	A	H
		5124.25	50.18	-23.82	74	39.66	33.65	11.95	35.08	380	360	P	V
		5146.3	40.88	-13.12	54	30.28	33.69	11.99	35.08	380	360	A	V
	*	5290	97.53	-	-	86.29	34.04	12.28	35.08	380	360	P	V
	*	5290	91.58	-	-	80.34	34.04	12.28	35.08	380	360	A	V
		5379.36	55.24	-18.76	74	43.5	34.3	12.53	35.09	380	360	P	V
		5355.36	48.05	-5.95	54	36.39	34.21	12.53	35.08	380	360	A	V
Remark	1. No other spurious found. 2. All results are PASS against Peak and Average limit line.												



Band 2 5250~5350MHz
WIFI 802.11ac VHT80 (Harmonic @ 3m)

WIFI	Note	Frequency (MHz)	Level (dBμV/m)	Over Limit (dB)	Limit Line (dBμV/m)	Read Level (dBμV)	Antenna Factor (dB/m)	Cable Loss (dB)	Preamp Factor (dB)	Ant Pos (cm)	Table Pos (deg)	Peak Avg. (P/A)	Pol. (H/V)	
802.11ac VHT80 CH 58 5290MHz		10580	47.41	-26.59	74	49.41	39.08	18.02	59.1	100	0	P	H	
		15870	50.49	-23.51	74	42.8	41.76	22.53	56.6	100	0	P	H	
													H	
													H	
			10580	47.61	-26.39	74	49.61	39.08	18.02	59.1	100	0	P	V
			15870	50.59	-23.41	74	42.9	41.76	22.53	56.6	100	0	P	V
														V
													V	
Remark	1. No other spurious found. 2. All results are PASS against Peak and Average limit line.													



Band 3 - 5470~5725MHz

WIFI 802.11ac VHT20 (Band Edge @ 3m)

WIFI	Note	Frequency	Level	Over	Limit	Read	Antenna	Cable	Preamp	Ant	Table	Peak	Pol.	
		(MHz)	(dBμV/m)	(dB)	(dBμV/m)	(dBμV)	(dB/m)	(dB)	(dB)	(cm)	(deg)	(P/A)	(H/V)	
802.11ac VHT20 CH 100 5500MHz		5459.9	59.35	-14.65	74	47.34	34.47	12.63	35.09	303	320	P	H	
		5470	63.62	-4.58	68.2	51.59	34.51	12.61	35.09	303	320	P	H	
		5460	51.26	-2.74	54	39.25	34.47	12.63	35.09	303	320	A	H	
	*	5500	116.28	-	-	104.16	34.6	12.61	35.09	303	320	P	H	
	*	5500	108.07	-	-	95.95	34.6	12.61	35.09	303	320	A	H	
														H
			5457.68	56.72	-17.28	74	44.71	34.47	12.63	35.09	380	0	P	V
			5466.96	58.9	-9.3	68.2	46.87	34.51	12.61	35.09	380	0	P	V
			5459.92	47.85	-6.15	54	35.84	34.47	12.63	35.09	380	0	A	V
	*		5500	112.61	-	-	100.49	34.6	12.61	35.09	380	0	P	V
	*		5500	103.91	-	-	91.79	34.6	12.61	35.09	380	0	A	V
													V	
802.11ac VHT20 CH 140 5700MHz	*	5700	112.11	-	-	99.98	34.6	12.67	35.14	300	309	P	H	
	*	5700	104.57	-	-	92.44	34.6	12.67	35.14	300	309	A	H	
		5725.24	61.43	-6.77	68.2	49.24	34.6	12.73	35.14	300	309	P	H	
													H	
													H	
													H	
	*	5700	108.71	-	-	96.58	34.6	12.67	35.14	380	0	P	V	
	*	5700	101.41	-	-	89.28	34.6	12.67	35.14	380	0	A	V	
		5728.6	56.28	-11.92	68.2	44.09	34.6	12.73	35.14	380	0	P	V	
														V
														V
													V	
Remark	1. No other spurious found. 2. All results are PASS against Peak and Average limit line.													



Band 3 - 5470~5725MHz
WIFI 802.11ac VHT20 (Harmonic @ 3m)

WIFI	Note	Frequency (MHz)	Level (dBμV/m)	Over Limit (dB)	Limit Line (dBμV/m)	Read Level (dBμV)	Antenna Factor (dB/m)	Cable Loss (dB)	Preamp Factor (dB)	Ant Pos (cm)	Table Pos (deg)	Peak Avg. (P/A)	Pol. (H/V)
802.11ac VHT20 CH 116 5580MHz		11160	48.4	-25.6	74	49.22	38.77	18.58	58.17	100	0	P	H
		16740	50.3	-17.9	68.2	40.29	42.9	23.07	55.96	100	0	P	H
													H
													H
		11160	47.89	-26.11	74	48.71	38.77	18.58	58.17	100	0	P	V
		16740	50.96	-17.24	68.2	40.95	42.9	23.07	55.96	100	0	P	V
													V
													V
Remark	1. No other spurious found. 2. All results are PASS against Peak and Average limit line.												



Band 3 - 5470~5725MHz
WIFI 802.11ac VHT40 (Band Edge @ 3m)

WIFI	Note	Frequency (MHz)	Level (dBμV/m)	Over Limit (dB)	Limit Line (dBμV/m)	Read Level (dBμV)	Antenna Factor (dB/m)	Cable Loss (dB)	Preamp Factor (dB)	Ant Pos (cm)	Table Pos (deg)	Peak Avg. (P/A)	Pol. (H/V)
802.11ac VHT40 CH 102 5510MHz		5459.2	62.29	-11.71	74	50.28	34.47	12.63	35.09	300	57	P	H
		5464.96	66.39	-1.81	68.2	54.36	34.51	12.61	35.09	300	57	P	H
		5459.92	51.55	-2.45	54	39.54	34.47	12.63	35.09	300	57	A	H
	*	5510	111.25	-	-	99.16	34.6	12.59	35.1	300	57	P	H
	*	5510	101.41	-	-	89.32	34.6	12.59	35.1	300	57	A	H
		5752.4	51.04	-17.16	68.2	38.8	34.6	12.79	35.15	300	57	P	H
		5459.92	54.93	-19.07	74	42.92	34.47	12.63	35.09	380	360	P	V
		5469.76	58.24	-9.96	68.2	46.21	34.51	12.61	35.09	380	360	P	V
		5458.72	45.7	-8.3	54	33.69	34.47	12.63	35.09	380	360	A	V
	*	5510	107.71	-	-	95.62	34.6	12.59	35.1	380	360	P	V
	*	5510	96.8	-	-	84.71	34.6	12.59	35.1	380	360	A	V
		5760.59	51.61	-16.59	68.2	39.38	34.6	12.79	35.16	380	360	P	V
802.11ac VHT40 CH 134 5670MHz		5379.05	51.1	-22.9	74	39.36	34.3	12.53	35.09	300	53	P	H
		5470	50.23	-17.97	68.2	38.2	34.51	12.61	35.09	300	53	P	H
		5457.1	41.82	-12.18	54	29.81	34.47	12.63	35.09	300	53	A	H
	*	5670	112.9	-	-	100.76	34.6	12.67	35.13	300	53	P	H
	*	5670	102.64	-	-	90.5	34.6	12.67	35.13	300	53	A	H
		5725.975	58.16	-10.04	68.2	45.97	34.6	12.73	35.14	300	53	P	H
		5432.95	50.48	-23.52	74	38.51	34.43	12.63	35.09	380	356	P	V
		5461.65	49.74	-18.46	68.2	37.75	34.47	12.61	35.09	380	356	P	V
		5450.45	40.95	-13.05	54	28.94	34.47	12.63	35.09	380	356	A	V
	*	5670	106.96	-	-	94.82	34.6	12.67	35.13	380	356	P	V
	*	5670	99.92	-	-	87.78	34.6	12.67	35.13	380	356	A	V
		5731.575	56.01	-12.19	68.2	43.83	34.6	12.73	35.15	380	356	P	V
Remark	1. No other spurious found. 2. All results are PASS against Peak and Average limit line.												



Band 3 - 5470~5725MHz
WIFI 802.11ac VHT40 (Harmonic @ 3m)

WIFI	Note	Frequency (MHz)	Level (dBμV/m)	Over Limit (dB)	Limit Line (dBμV/m)	Read Level (dBμV)	Antenna Factor (dB/m)	Cable Loss (dB)	Preamp Factor (dB)	Ant Pos (cm)	Table Pos (deg)	Peak Avg. (P/A)	Pol. (H/V)	
802.11ac VHT40 CH 110 5550MHz		11100	46.18	-27.82	74	47.36	38.66	18.5	58.34	100	0	P	H	
		16650	51.7	-16.5	68.2	41.74	42.94	23.03	56.01	100	0	P	H	
													H	
													H	
			11100	46.26	-27.74	74	47.44	38.66	18.5	58.34	100	0	P	V
			16650	52.38	-15.82	68.2	42.42	42.94	23.03	56.01	100	0	P	V
														V
														V
Remark	1. No other spurious found. 2. All results are PASS against Peak and Average limit line.													



Band 3 5470~5725MHz
WIFI 802.11ac VHT80 (Band Edge @ 3m)

WIFI	Note	Frequency (MHz)	Level (dBμV/m)	Over Limit (dB)	Limit Line (dBμV/m)	Read Level (dBμV)	Antenna Factor (dB/m)	Cable Loss (dB)	Preamp Factor (dB)	Ant Pos (cm)	Table Pos (deg)	Peak Avg. (P/A)	Pol. (H/V)
802.11ac VHT80 CH 106 5530MHz		5453.68	65.47	-8.53	74	53.46	34.47	12.63	35.09	300	58	P	H
		5468.08	62.74	-5.46	68.2	50.71	34.51	12.61	35.09	300	58	P	H
		5459.68	52.32	-1.68	54	40.31	34.47	12.63	35.09	300	58	A	H
	*	5530	106.95	-	-	94.86	34.6	12.59	35.1	300	58	P	H
	*	5530	96.22	-	-	84.13	34.6	12.59	35.1	300	58	A	H
		5749.25	50.92	-17.28	68.2	38.68	34.6	12.79	35.15	300	58	P	H
		5458.96	58.44	-15.56	74	46.43	34.47	12.63	35.09	380	360	P	V
		5464.72	55.7	-12.5	68.2	43.67	34.51	12.61	35.09	380	360	P	V
		5459.68	48.09	-5.91	54	36.08	34.47	12.63	35.09	380	360	A	V
	*	5530	99.13	-	-	87.04	34.6	12.59	35.1	380	360	P	V
	*	5530	91.13	-	-	79.04	34.6	12.59	35.1	380	360	A	V
		5761.22	50.08	-18.12	68.2	37.85	34.6	12.79	35.16	380	360	P	V
802.11ac VHT80 CH 122 5610MHz		5458.5	58.47	-15.53	74	46.46	34.47	12.63	35.09	300	60	P	H
		5464.45	57.02	-11.18	68.2	44.99	34.51	12.61	35.09	300	60	P	H
		5458.5	50.64	-3.36	54	38.63	34.47	12.63	35.09	300	60	A	H
	*	5610	107.98	-	-	95.94	34.6	12.56	35.12	300	60	P	H
	*	5610	100.79	-	-	88.75	34.6	12.56	35.12	300	60	A	H
		5732.8	55.32	-12.88	68.2	43.14	34.6	12.73	35.15	300	60	P	H
		5449.75	54.07	-19.93	74	42.06	34.47	12.63	35.09	380	360	P	V
		5467.6	55.27	-12.93	68.2	43.24	34.51	12.61	35.09	380	360	P	V
		5459.55	45.15	-8.85	54	33.14	34.47	12.63	35.09	380	360	A	V
	*	5610	105.27	-	-	93.23	34.6	12.56	35.12	380	360	P	V
	*	5610	97.61	-	-	85.57	34.6	12.56	35.12	380	360	A	V
		5734.025	52.72	-15.48	68.2	40.54	34.6	12.73	35.15	380	360	P	V
Remark	1. No other spurious found. 2. All results are PASS against Peak and Average limit line.												



Band 3 5470~5725MHz
WIFI 802.11ac VHT80 (Harmonic @ 3m)

WIFI	Note	Frequency (MHz)	Level (dBμV/m)	Over Limit (dB)	Limit Line (dBμV/m)	Read Level (dBμV)	Antenna Factor (dB/m)	Cable Loss (dB)	Preamp Factor (dB)	Ant Pos (cm)	Table Pos (deg)	Peak Avg. (P/A)	Pol. (H/V)	
802.11ac VHT80 CH 106 5530MHz		11060	46.15	-27.85	74	47.5	38.61	18.47	58.43	100	0	P	H	
		16590	51.15	-17.05	68.2	41.23	42.97	23	56.05	100	0	P	H	
													H	
													H	
			11060	47.03	-26.97	74	48.38	38.61	18.47	58.43	100	0	P	V
			16590	51.4	-16.8	68.2	41.48	42.97	23	56.05	100	0	P	V
														V
													V	
Remark	1. No other spurious found. 2. All results are PASS against Peak and Average limit line.													



Band 3 - Straddle Channel
WIFI 802.11ac VHT20 (Band Edge @ 3m)

WIFI	Note	Frequency	Level	Over	Limit	Read	Antenna	Cable	Preamp	Ant	Table	Peak	Pol.
		(MHz)	(dBμV/m)	(dB)	(dBμV/m)	(dBμV)	(dB/m)	(dB)	(dB)	(cm)	(deg)	(P/A)	(H/V)
802.11ac VHT20 CH 144 5720MHz	*	5720	115.95	-	-	103.76	34.6	12.73	35.14	300	309	P	H
	*	5720	108.55	-	-	96.36	34.6	12.73	35.14	300	309	A	H
													H
													H
													H
													H
	*	5720	113.76	-	-	101.57	34.6	12.73	35.14	380	0	P	V
	*	5720	105.4	-	-	93.21	34.6	12.73	35.14	380	0	A	V
													V
													V
Remark	1. No other spurious found. 2. All results are PASS against Peak and Average limit line.												



Band 3 - Straddle Channel
WIFI 802.11ac VHT20 (Harmonic @ 3m)

WIFI	Note	Frequency (MHz)	Level (dBµV/m)	Over Limit (dB)	Limit Line (dBµV/m)	Read Level (dBµV)	Antenna Factor (dB/m)	Cable Loss (dB)	Preamp Factor (dB)	Ant Pos (cm)	Table Pos (deg)	Peak Avg. (P/A)	Pol. (H/V)
802.11ac VHT20 CH 144 5720MHz		11440	46.58	-27.42	74	46.02	39.19	18.84	57.47	100	0	P	H
		17160	52.99	-15.21	68.2	42.93	42.53	23.33	55.8	100	0	P	H
													H
													H
		11440	46.77	-27.23	74	46.21	39.19	18.84	57.47	100	0	P	V
		17160	52.57	-15.63	68.2	42.51	42.53	23.33	55.8	100	0	P	V
													V
													V
Remark	1. No other spurious found. 2. All results are PASS against Peak and Average limit line.												



Band 3 - Straddle Channel
WIFI 802.11ac VHT40 (Band Edge @ 3m)

WIFI	Note	Frequency (MHz)	Level (dBµV/m)	Over Limit (dB)	Limit Line (dBµV/m)	Read Level (dBµV)	Antenna Factor (dB/m)	Cable Loss (dB)	Preamp Factor (dB)	Ant Pos (cm)	Table Pos (deg)	Peak Avg. (P/A)	Pol. (H/V)
802.11ac VHT40 CH 142 5710MHz	*	5710	114.1	-	-	101.91	34.6	12.73	35.14	300	54	P	H
	*	5710	106.64	-	-	94.45	34.6	12.73	35.14	300	54	A	H
													H
													H
													H
													H
	*	5710	111.03	-	-	98.84	34.6	12.73	35.14	380	356	P	V
	*	5710	102.87	-	-	90.68	34.6	12.73	35.14	380	356	A	V
													V
													V
Remark	1. No other spurious found. 2. All results are PASS against Peak and Average limit line.												



Band 3 - Straddle Channel
WIFI 802.11ac VHT40 (Harmonic @ 3m)

WIFI	Note	Frequency (MHz)	Level (dBµV/m)	Over Limit (dB)	Limit Line (dBµV/m)	Read Level (dBµV)	Antenna Factor (dB/m)	Cable Loss (dB)	Preamp Factor (dB)	Ant Pos (cm)	Table Pos (deg)	Peak Avg. (P/A)	Pol. (H/V)	
802.11ac VHT40 CH 142 5710MHz		11420	46.34	-27.66	74	45.89	39.17	18.8	57.52	100	0	P	H	
		17130	50.51	-17.69	68.2	40.41	42.59	23.31	55.8	100	0	P	H	
													H	
													H	
			11420	46.22	-27.78	74	45.77	39.17	18.8	57.52	100	0	P	V
			17130	50.76	-17.44	68.2	40.66	42.59	23.31	55.8	100	0	P	V
														V
													V	
Remark	1. No other spurious found. 2. All results are PASS against Peak and Average limit line.													



Band 3 - Straddle Channel
WIFI 802.11ac VHT80 (Band Edge @ 3m)

WIFI	Note	Frequency (MHz)	Level (dBμV/m)	Over Limit (dB)	Limit Line (dBμV/m)	Read Level (dBμV)	Antenna Factor (dB/m)	Cable Loss (dB)	Preamp Factor (dB)	Ant Pos (cm)	Table Pos (deg)	Peak Avg. (P/A)	Pol. (H/V)
802.11ac VHT80 CH 138 5690MHz	*	5690	116.05	-	-	103.92	34.6	12.67	35.14	300	55	P	H
	*	5690	108.24	-	-	96.11	34.6	12.67	35.14	300	55	A	H
													H
													H
													H
													H
	*	5690	110.89	-	-	98.76	34.6	12.67	35.14	380	360	P	V
	*	5690	101.46	-	-	89.33	34.6	12.67	35.14	380	360	A	V
													V
													V
Remark	1. No other spurious found. 2. All results are PASS against Peak and Average limit line.												



Band 3 - Straddle Channel
WIFI 802.11ac VHT80 (Harmonic @ 3m)

WIFI	Note	Frequency (MHz)	Level (dBμV/m)	Over Limit (dB)	Limit Line (dBμV/m)	Read Level (dBμV)	Antenna Factor (dB/m)	Cable Loss (dB)	Preamp Factor (dB)	Ant Pos (cm)	Table Pos (deg)	Peak Avg. (P/A)	Pol. (H/V)	
802.11ac VHT80 CH 138 5690MHz		11380	46.32	-27.68	74	46.04	39.11	18.77	57.6	100	0	P	H	
		17070	51.15	-17.05	68.2	40.98	42.69	23.28	55.8	100	0	P	H	
													H	
													H	
			11380	45.31	-28.69	74	45.03	39.11	18.77	57.6	100	0	P	V
			17070	51.32	-16.88	68.2	41.15	42.69	23.28	55.8	100	0	P	V
														V
													V	
Remark	1. No other spurious found. 2. All results are PASS against Peak and Average limit line.													



Emission below 1GHz
WIFI 802.11ac VHT40 (LF @ 3m)

WIFI	Note	Frequency	Level	Over	Limit	Read	Antenna	Cable	Preamp	Ant	Table	Peak	Pol.	
		(MHz)	(dBμV/m)	(dB)	(dBμV/m)	(dBμV)	(dB/m)	(dB)	(dB)	(cm)	(deg)	(P/A)	(H/V)	
802.11ac VHT40 LF		65.1	33	-7	40	50.13	12.35	2.11	31.59	100	84	P	H	
		187.14	32.91	-10.59	43.5	46.18	15.47	2.72	31.46			P	H	
		288.93	31.09	-14.91	46	39.47	19.66	3.28	31.32			P	H	
		519.8	37.66	-8.34	46	40.12	24.36	4.13	30.95			P	H	
		650	36.37	-9.63	46	36.64	25.9	4.59	30.76			P	H	
		948.9	34.78	-11.22	46	29.72	30.18	5.4	30.52			P	H	
														H
														H
														H
														H
														H
														H
			31.62	34.38	-5.62	40	39.13	24.92	1.71	31.38			P	V
			187.14	33.25	-10.25	43.5	46.52	15.47	2.72	31.46			P	V
			260.04	32	-14	46	40.08	20	3.28	31.36			P	V
			325.2	37.1	-8.9	46	44.43	20.5	3.43	31.26			P	V
			519.8	42.65	-3.35	46	45.11	24.36	4.13	30.95	100	266	P	V
			650	35.59	-10.41	46	35.86	25.9	4.59	30.76			P	V
														V
														V
													V	
													V	
													V	
Remark	1. No other spurious found. 2. All results are PASS against limit line.													



<For Sample 2>

<CDD Mode>

<Ant. No. 1 Chain 0+1>

Band 2 - 5250~5350MHz

WIFI 802.11a (Band Edge @ 3m)

WIFI	Note	Frequency	Level	Over Limit	Limit Line	Read Level	Antenna Factor	Cable Loss	Preamp Factor	Ant Pos	Table Pos	Peak Avg.	Pol.
		(MHz)	(dBμV/m)	(dB)	(dBμV/m)	(dBμV)	(dB/m)	(dB)	(dB)	(cm)	(deg)	(P/A)	(H/V)
802.11a CH 64 5320MHz	*	5320	114.65	-	-	103.2	34.12	12.41	35.08	100	230	P	H
	*	5320	107.13	-	-	95.68	34.12	12.41	35.08	100	230	A	H
		5350.72	59.99	-14.01	74	48.33	34.21	12.53	35.08	100	230	P	H
		5350.24	51.94	-2.06	54	40.28	34.21	12.53	35.08	100	230	A	H
													H
													H
	*	5320	105.28	-	-	93.83	34.12	12.41	35.08	101	112	P	V
	*	5320	97.72	-	-	86.27	34.12	12.41	35.08	101	112	A	V
		5350.88	52.09	-21.91	74	40.43	34.21	12.53	35.08	101	112	P	V
		5350.08	44.09	-9.91	54	32.43	34.21	12.53	35.08	101	112	A	V
													V
													V
Remark	1. No other spurious found. 2. All results are PASS against Peak and Average limit line.												



Band 2 5250~5350MHz

WIFI 802.11a (Harmonic @ 3m)

WIFI	Note	Frequency (MHz)	Level (dBµV/m)	Over Limit (dB)	Limit Line (dBµV/m)	Read Level (dBµV)	Antenna Factor (dB/m)	Cable Loss (dB)	Preamp Factor (dB)	Ant Pos (cm)	Table Pos (deg)	Peak Avg. (P/A)	Pol. (H/V)
802.11a CH 64 5320MHz		10640	47.63	-26.37	74	49.56	39.01	18.09	59.03	100	0	P	H
		15960	50.77	-23.23	74	42.76	41.93	22.61	56.53	100	0	P	H
													H
													H
		10640	47.34	-26.66	74	49.27	39.01	18.09	59.03	100	0	P	V
		15960	50.32	-23.68	74	42.31	41.93	22.61	56.53	100	0	P	V
													V
													V
Remark	1. No other spurious found. 2. All results are PASS against Peak and Average limit line.												



Band 3 - 5470~5725MHz

WIFI 802.11ac VHT40 (Band Edge @ 3m)

WIFI	Note	Frequency	Level	Over	Limit	Read	Antenna	Cable	Preamp	Ant	Table	Peak	Pol.
		(MHz)	(dBμV/m)	(dB)	(dBμV/m)	(dBμV)	(dB/m)	(dB)	(dB)	(cm)	(deg)	(P/A)	(H/V)
802.11ac VHT40 CH 110 5550MHz		5458.96	59.43	-14.57	74	47.42	34.47	12.63	35.09	100	157	P	H
		5466.64	61.29	-6.91	68.2	49.26	34.51	12.61	35.09	100	157	P	H
		5458.72	51.67	-2.33	54	39.66	34.47	12.63	35.09	100	157	A	H
	*	5550	111.8	-	-	99.72	34.6	12.58	35.1	100	157	P	H
	*	5550	104.65	-	-	92.57	34.6	12.58	35.1	100	157	A	H
		5748.305	52.78	-15.42	68.2	40.54	34.6	12.79	35.15	100	157	P	H
		5458	52.89	-21.11	74	40.88	34.47	12.63	35.09	100	91	P	V
		5464.24	53.3	-14.9	68.2	41.27	34.51	12.61	35.09	100	91	P	V
		5458.24	45.08	-8.92	54	33.07	34.47	12.63	35.09	100	91	A	V
	*	5550	102.94	-	-	90.86	34.6	12.58	35.1	100	91	P	V
	*	5550	95.87	-	-	83.79	34.6	12.58	35.1	100	91	A	V
			5752.4	50.85	-17.35	68.2	38.61	34.6	12.79	35.15	100	91	P



Band 3 - 5470~5725MHz
WIFI 802.11ac VHT40 (Harmonic @ 3m)

WIFI	Note	Frequency (MHz)	Level (dBμV/m)	Over Limit (dB)	Limit Line (dBμV/m)	Read Level (dBμV)	Antenna Factor (dB/m)	Cable Loss (dB)	Preamp Factor (dB)	Ant Pos (cm)	Table Pos (deg)	Peak Avg. (P/A)	Pol. (H/V)	
802.11ac VHT40 CH 110 5550MHz		11100	47.01	-26.99	74	48.19	38.66	18.5	58.34	100	0	P	H	
		16650	52.71	-15.49	68.2	42.75	42.94	23.03	56.01	100	0	P	H	
													H	
													H	
			11100	45.96	-28.04	74	47.14	38.66	18.5	58.34	100	0	P	V
			16650	53.17	-15.03	68.2	43.21	42.94	23.03	56.01	100	0	P	V
														V
													V	
Remark	1. No other spurious found. 2. All results are PASS against Peak and Average limit line.													



<For Sample 2>

<CDD Mode>

<Ant. No. 4 Chain 0+1>

Band 1 - 5150~5250MHz

WIFI 802.11ac VHT40 (Band Edge @ 3m)

WIFI	Note	Frequency	Level	Over Limit	Limit Line	Read Level	Antenna Factor	Cable Loss	Preamp Factor	Ant Pos	Table Pos	Peak Avg.	Pol.
		(MHz)	(dBμV/m)	(dB)	(dBμV/m)	(dBμV)	(dB/m)	(dB)	(dB)	(cm)	(deg)	(P/A)	(H/V)
802.11ac VHT40 CH 46 5230MHz		5148.98	56.84	-17.16	74	46.24	33.69	11.99	35.08	200	238	P	H
		5146.12	49.38	-4.62	54	38.78	33.69	11.99	35.08	200	238	A	H
	*	5230	108.33	-	-	97.34	33.91	12.16	35.08	200	238	P	H
	*	5230	101.35	-	-	90.36	33.91	12.16	35.08	200	238	A	H
		5366.2	52.41	-21.59	74	40.71	34.25	12.53	35.08	200	238	P	H
		5356.4	43.78	-10.22	54	32.12	34.21	12.53	35.08	200	238	A	H
		5140.66	55.24	-18.76	74	44.64	33.69	11.99	35.08	300	194	P	V
		5149.24	47.13	-6.87	54	36.53	33.69	11.99	35.08	300	194	A	V
	*	5230	105.77	-	-	94.78	33.91	12.16	35.08	300	194	P	V
	*	5230	97.28	-	-	86.29	33.91	12.16	35.08	300	194	A	V
		5361.16	51.22	-22.78	74	39.52	34.25	12.53	35.08	300	194	P	V
	5355	42.52	-11.48	54	30.86	34.21	12.53	35.08	300	194	A	V	
Remark	1. No other spurious found. 2. All results are PASS against Peak and Average limit line.												



Band 1 5150~5250MHz
WIFI 802.11ac VHT40 (Harmonic @ 3m)

WIFI	Note	Frequency (MHz)	Level (dBμV/m)	Over Limit (dB)	Limit Line (dBμV/m)	Read Level (dBμV)	Antenna Factor (dB/m)	Cable Loss (dB)	Preamp Factor (dB)	Ant Pos (cm)	Table Pos (deg)	Peak Avg. (P/A)	Pol. (H/V)
802.11ac VHT40 CH 46 5230MHz		10460	47.11	-26.89	74	49.28	39.16	17.91	59.24	100	0	P	H
		15690	50.17	-23.83	74	43.21	41.38	22.33	56.75	100	0	P	H
													H
													H
		10460	47.53	-26.47	74	49.7	39.16	17.91	59.24	100	0	P	V
		15690	49.7	-24.3	74	42.74	41.38	22.33	56.75	100	0	P	V
													V
													V
Remark	1. No other spurious found. 2. All results are PASS against Peak and Average limit line.												



<For Sample 3>

<CDD Mode>

<Ant. No. 1 Chain 0+1>

Band 2 - 5250~5350MHz
WIFI 802.11a (Band Edge @ 3m)

WIFI	Note	Frequency	Level	Over Limit	Limit Line	Read Level	Antenna Factor	Cable Loss	Preamp Factor	Ant Pos	Table Pos	Peak Avg.	Pol.
		(MHz)	(dBμV/m)	(dB)	(dBμV/m)	(dBμV)	(dB/m)	(dB)	(dB)	(cm)	(deg)	(P/A)	(H/V)
802.11a CH 64 5320MHz	*	5320	114.62	-	-	102.36	34.93	12.41	35.08	100	148	P	H
	*	5320	107.99	-	-	95.73	34.93	12.41	35.08	100	148	A	H
		5351.84	62.02	-11.98	74	49.7	34.87	12.53	35.08	100	148	P	H
		5351.84	52.52	-1.48	54	40.2	34.87	12.53	35.08	100	148	A	H
													H
													H
	*	5320	105.54	-	-	93.28	34.93	12.41	35.08	100	116	P	V
	*	5320	98.86	-	-	86.6	34.93	12.41	35.08	100	116	A	V
		5350.24	55.09	-18.91	74	42.77	34.87	12.53	35.08	100	116	P	V
		5350.72	45.87	-8.13	54	33.55	34.87	12.53	35.08	100	116	A	V
													V
												V	
Remark	1. No other spurious found. 2. All results are PASS against Peak and Average limit line.												



Band 2 5250~5350MHz

WIFI 802.11a (Harmonic @ 3m)

WIFI	Note	Frequency (MHz)	Level (dBμV/m)	Over Limit (dB)	Limit Line (dBμV/m)	Read Level (dBμV)	Antenna Factor (dB/m)	Cable Loss (dB)	Preamp Factor (dB)	Ant Pos (cm)	Table Pos (deg)	Peak Avg. (P/A)	Pol. (H/V)
802.11a CH 64 5320MHz		10640	47.15	-26.85	74	49.08	39.01	18.09	59.03	100	0	P	H
		15960	50.97	-23.03	74	42.96	41.93	22.61	56.53	100	0	P	H
													H
													H
		10640	47.29	-26.71	74	49.22	39.01	18.09	59.03	100	0	P	V
		15960	50.24	-23.76	74	42.23	41.93	22.61	56.53	100	0	P	V
													V
													V
Remark	1. No other spurious found. 2. All results are PASS against Peak and Average limit line.												



Band 3 - 5470~5725MHz

WIFI 802.11ac VHT40 (Band Edge @ 3m)

WIFI	Note	Frequency	Level	Over	Limit	Read	Antenna	Cable	Preamp	Ant	Table	Peak	Pol.
		(MHz)	(dBμV/m)	(dB)	(dBμV/m)	(dBμV)	(dB/m)	(dB)	(dB)	(cm)	(deg)	(P/A)	(H/V)
802.11ac VHT40 CH 110 5550MHz		5459.68	59.42	-14.58	74	47.19	34.69	12.63	35.09	100	220	P	H
		5468.08	59.6	-8.6	68.2	47.42	34.66	12.61	35.09	100	220	P	H
		5457.76	50.45	-3.55	54	38.22	34.69	12.63	35.09	100	220	A	H
	*	5550	111.86	-	-	99.67	34.71	12.58	35.1	100	220	P	H
	*	5550	103.09	-	-	90.9	34.71	12.58	35.1	100	220	A	H
		5745.155	53.88	-14.32	68.2	41.11	35.13	12.79	35.15	100	220	P	H
		5446.48	51.49	-22.51	74	39.26	34.69	12.63	35.09	100	176	P	V
		5462.8	52.22	-15.98	68.2	40.04	34.66	12.61	35.09	100	176	P	V
		5458.96	44.22	-9.78	54	31.99	34.69	12.63	35.09	100	176	A	V
	*	5550	103.57	-	-	91.38	34.71	12.58	35.1	100	176	P	V
	*	5550	95.05	-	-	82.86	34.71	12.58	35.1	100	176	A	V
			5737.28	51.42	-16.78	68.2	38.71	35.13	12.73	35.15	100	176	P



Band 3 - 5470~5725MHz
WIFI 802.11ac VHT40 (Harmonic @ 3m)

WIFI	Note	Frequency (MHz)	Level (dBµV/m)	Over Limit (dB)	Limit Line (dBµV/m)	Read Level (dBµV)	Antenna Factor (dB/m)	Cable Loss (dB)	Preamp Factor (dB)	Ant Pos (cm)	Table Pos (deg)	Peak Avg. (P/A)	Pol. (H/V)	
802.11ac VHT40 CH 110 5550MHz		11100	46.75	-27.25	74	47.93	38.66	18.5	58.34	100	0	P	H	
		16650	50.01	-18.19	68.2	40.05	42.94	23.03	56.01	100	0	P	H	
													H	
													H	
			11100	47.18	-26.82	74	48.36	38.66	18.5	58.34	100	0	P	V
			16650	50.76	-17.44	68.2	40.8	42.94	23.03	56.01	100	0	P	V
														V
													V	
Remark	1. No other spurious found. 2. All results are PASS against Peak and Average limit line.													



<For Sample 3>

<CDD Mode>

<Ant. No. 4 Chain 0+1>

Band 1 - 5150~5250MHz

WIFI 802.11ac VHT40 (Band Edge @ 3m)

WIFI	Note	Frequency	Level	Over Limit	Limit Line	Read Level	Antenna Factor	Cable Loss	Preamp Factor	Ant Pos	Table Pos	Peak Avg.	Pol.
		(MHz)	(dBμV/m)	(dB)	(dBμV/m)	(dBμV)	(dB/m)	(dB)	(dB)	(cm)	(deg)	(P/A)	(H/V)
802.11ac VHT40 CH 46 5230MHz		5149.24	61.05	-12.95	74	48.91	35.23	11.99	35.08	100	145	P	H
		5149.76	52.14	-1.86	54	40	35.23	11.99	35.08	100	145	A	H
	*	5230	111.42	-	-	99.26	35.08	12.16	35.08	100	145	P	H
	*	5230	103.41	-	-	91.25	35.08	12.16	35.08	100	145	A	H
		5356.4	53.02	-20.98	74	40.7	34.87	12.53	35.08	100	145	P	H
		5350	45.53	-8.47	54	33.21	34.87	12.53	35.08	100	145	A	H
		5145.34	52.03	-21.97	74	39.89	35.23	11.99	35.08	300	70	P	V
		5150	44.01	-9.99	54	31.87	35.23	11.99	35.08	300	70	A	V
	*	5230	101.71	-	-	89.55	35.08	12.16	35.08	300	70	P	V
	*	5230	93.42	-	-	81.26	35.08	12.16	35.08	300	70	A	V
		5402.32	50.38	-23.62	74	38.04	34.78	12.65	35.09	300	70	P	V
	5412.4	42.41	-11.59	54	30.1	34.75	12.65	35.09	300	70	A	V	
Remark	1. No other spurious found. 2. All results are PASS against Peak and Average limit line.												



Band 1 5150~5250MHz
WIFI 802.11ac VHT40 (Harmonic @ 3m)

WIFI	Note	Frequency (MHz)	Level (dBμV/m)	Over Limit (dB)	Limit Line (dBμV/m)	Read Level (dBμV)	Antenna Factor (dB/m)	Cable Loss (dB)	Preamp Factor (dB)	Ant Pos (cm)	Table Pos (deg)	Peak Avg. (P/A)	Pol. (H/V)	
802.11ac VHT40 CH 46 5230MHz		10460	47.67	-26.33	74	49.84	39.16	17.91	59.24	100	0	P	H	
		15690	49.41	-24.59	74	42.45	41.38	22.33	56.75	100	0	P	H	
													H	
													H	
			10460	47.16	-26.84	74	49.33	39.16	17.91	59.24	100	0	P	V
			15690	50.16	-23.84	74	43.2	41.38	22.33	56.75	100	0	P	V
														V
													V	
Remark	1. No other spurious found. 2. All results are PASS against Peak and Average limit line.													



Note symbol

*	Fundamental Frequency which can be ignored. However, the level of any unwanted emissions shall not exceed the level of the fundamental frequency.
!	Test result is over limit line.
P/A	Peak or Average
H/V	Horizontal or Vertical



A calculation example for radiated spurious emission is shown as below:

WIFI	Note	Frequency	Level	Over	Limit	Read	Antenna	Cable	Preamp	Ant	Table	Peak	Pol.
Ant.				Limit	Line	Level	Factor	Loss	Factor	Pos	Pos	Avg.	
1+2		(MHz)	(dBμV/m)	(dB)	(dBμV/m)	(dBμV)	(dB/m)	(dB)	(dB)	(cm)	(deg)	(P/A)	(H/V)
802.11b		2390	55.45	-18.55	74	54.51	32.22	4.58	35.86	103	308	P	H
CH 01													
2412MHz		2390	43.54	-10.46	54	42.6	32.22	4.58	35.86	103	308	A	H

- Level(dBμV/m) =
Antenna Factor(dB/m) + Cable Loss(dB) + Read Level(dBμV) - Preamp Factor(dB)
- Over Limit(dB) = Level(dBμV/m) – Limit Line(dBμV/m)

For Peak Limit @ 2390MHz:

- Level(dBμV/m)
= Antenna Factor(dB/m) + Cable Loss(dB) + Read Level(dBμV) - Preamp Factor(dB)
= 32.22(dB/m) + 4.58(dB) + 54.51(dBμV) – 35.86 (dB)
= 55.45 (dBμV/m)
- Over Limit(dB)
= Level(dBμV/m) – Limit Line(dBμV/m)
= 55.45(dBμV/m) – 74(dBμV/m)
= -18.55(dB)

For Average Limit @ 2390MHz:

- Level(dBμV/m)
= Antenna Factor(dB/m) + Cable Loss(dB) + Read Level(dBμV) - Preamp Factor(dB)
= 32.22(dB/m) + 4.58(dB) + 42.6(dBμV) – 35.86 (dB)
= 43.54 (dBμV/m)
- Over Limit(dB)
= Level(dBμV/m) – Limit Line(dBμV/m)
= 43.54(dBμV/m) – 54(dBμV/m)
= -10.46(dB)

Both peak and average measured complies with the limit line, so test result is “PASS”.



Appendix C. Radiated Spurious Emission

Test Engineer :	Jesse Wang, James Chiu, Potter Liu	Temperature :	22~26°C
		Relative Humidity :	52~58%

Note symbol

-L	Low channel location
-R	High channel location

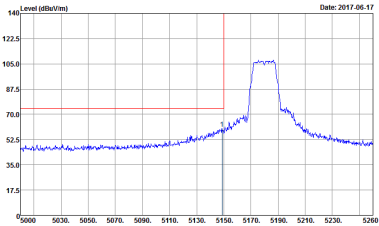
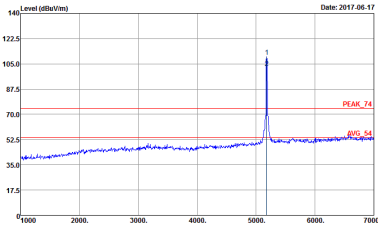
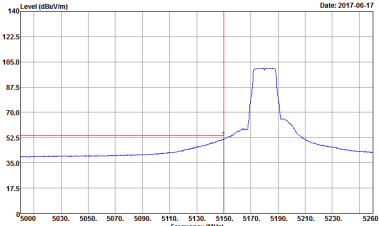
<For Sample 1>

<CDD Mode>

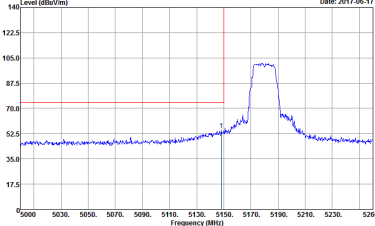
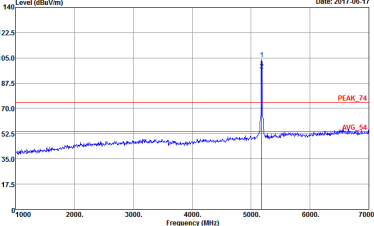
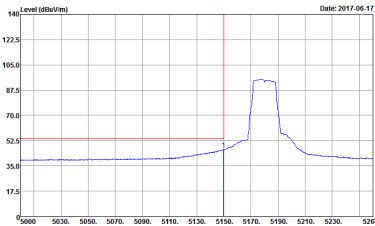
<Ant. No. 1 Chain 0>



Band 1 - 5150~5250MHz
WIFI 802.11a (Band Edge @ 3m)

WIFI	Band 1 5150~5250MHz Band Edge @ 3m	
	802.11a CH36 5180MHz	
	Horizontal	Fundamental
Peak	 <p>Site : 03CH07-HY Condition : PEAK_BE_74.3m HF-ANT_130829 HORIZONTAL Detector : RBW 1000.0000Hz VBW 3000.0000Hz SVWT Auto Project : Peak 752421 Mode : 1</p>	 <p>Site : 03CH07-HY Condition : PEAK_74.3m HF-ANT_130829 HORIZONTAL Detector : RBW 1000.0000Hz VBW 3000.0000Hz SVWT Auto Project : Peak 752421 Mode : 1</p>
Avg.	 <p>Site : 03CH07-HY Condition : AVG_BE_54.3m HF-ANT_130829 HORIZONTAL Detector : RBW 1000.0000Hz VBW 1.0000Hz SVWT Auto Project : Peak 752421 Mode : 1</p>	Left blank



WIFI	Band 1 5150~5250MHz Band Edge @ 3m	
802.11a CH36 5180MHz		
Vertical		Fundamental
Peak	 <p>Site : 03CH07-HY Condition : PEAK_BE_74.3m HF-ANT_130829 VERTICAL Detector : Peak Project : 752421 Mode : 1</p>	 <p>Site : 03CH07-HY Condition : PEAK_74.3m HF-ANT_130829 VERTICAL Detector : Peak Project : 752421 Mode : 1</p>
Avg.	 <p>Site : 03CH07-HY Condition : AVG_BE_54.3m HF-ANT_130829 VERTICAL Detector : Peak Project : 752421 Mode : 1</p>	Left blank

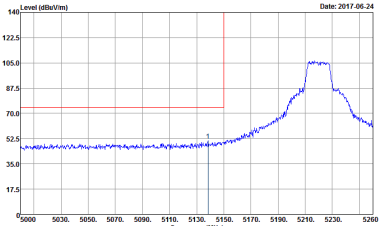
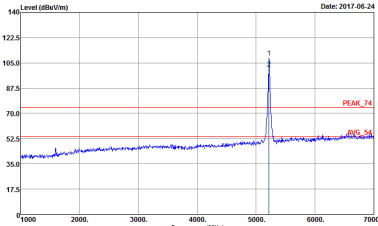
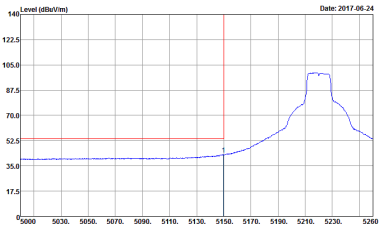


WIFI	Band 1 5150~5250MHz Band Edge @ 3m	
	802.11a CH44 5220MHz - L	
	Horizontal	Fundamental
Peak	<p>Site: 03CH67-HY Condition: PEAK_BE_74.3m HF-ANT_130829 HORIZONTAL REW:1000.000kHz VBW:3000.000kHz SVWT:Auto Detector: Peak Project: 752421 Mode: 2</p>	<p>Site: 03CH67-HY Condition: PEAK_74.3m HF-ANT_130829 HORIZONTAL REW:1000.000kHz VBW:3000.000kHz SVWT:Auto Detector: Peak Project: 752421 Mode: 2</p>
Avg.	<p>Site: 03CH67-HY Condition: AVG_BE_54.3m HF-ANT_130829 HORIZONTAL REW:1000.000kHz VBW:1.000kHz SVWT:Auto Detector: Peak Project: 752421 Mode: 2</p>	Left blank



WIFI	Band 1 5150~5250MHz Band Edge @ 3m	
	802.11a CH44 5220MHz - R	
	Horizontal	Fundamental
Peak	<p>Site : 03CH67-HY Condition : PEAK_BE_74.3m HF-ANT_130829 HORIZONTAL Detector : Peak Project : 752421 Mode : 2</p>	Left blank
Avg.	<p>Site : 03CH67-HY Condition : AVG_BE_54.3m HF-ANT_130829 HORIZONTAL Detector : Peak Project : 752421 Mode : 2</p>	Left blank

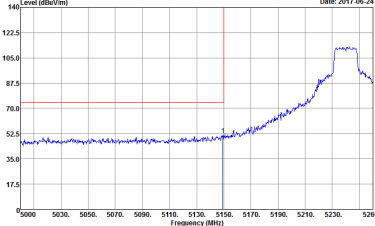
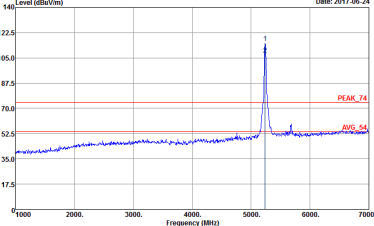
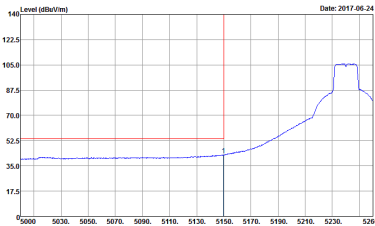


WIFI	Band 1 5150~5250MHz Band Edge @ 3m	
	802.11a CH44 5220MHz - L	
	Vertical	Fundamental
Peak	 <p>Site: 03CH07-HY Condition: PEAK_BE_74.3m HF-ANT_130829 VERTICAL REW:1000.000kHz VBW:3000.000kHz SWT:Auto Detector: Peak Project: 752421 Mode: 2</p>	 <p>Site: 03CH07-HY Condition: PEAK_BE_74.3m HF-ANT_130829 VERTICAL REW:1000.000kHz VBW:3000.000kHz SWT:Auto Detector: Peak Project: 752421 Mode: 2</p>
Avg.	 <p>Site: 03CH07-HY Condition: AVG_BE_54.3m HF-ANT_130829 VERTICAL REW:1000.000kHz VBW:1.000kHz SWT:Auto Detector: Peak Project: 752421 Mode: 2</p>	Left blank

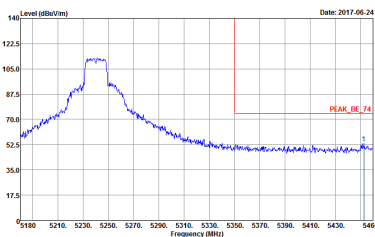
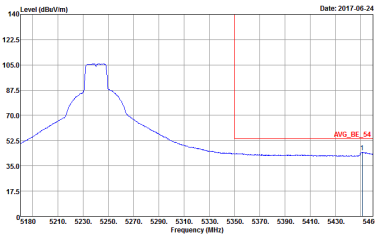


WIFI	Band 1 5150~5250MHz Band Edge @ 3m	
	802.11a CH44 5220MHz - R	
	Vertical	Fundamental
Peak	<p>Site : 03CH07-HY Condition : PEAK_BE_74 3m HF-ANT_130829 VERTICAL RBW:1000.000kHz VBW:3000.000kHz SWT:Auto Detector : Peak Project : 752421 Mode : 2</p>	Left blank
Avg.	<p>Site : 03CH07-HY Condition : AVG_BE_54 3m HF-ANT_130829 VERTICAL RBW:1000.000kHz VBW:1.000kHz SWT:Auto Detector : Peak Project : 752421 Mode : 2</p>	Left blank

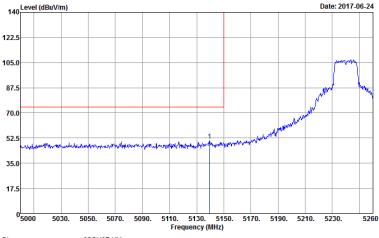
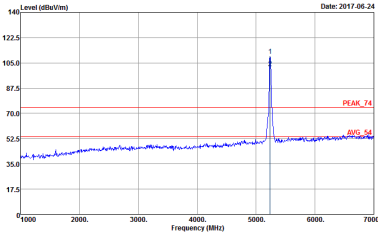
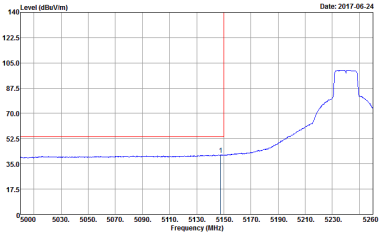


WIFI	Band 1 5150~5250MHz Band Edge @ 3m	
802.11a CH48 5240MHz - L		
Horizontal		Fundamental
Peak	 <p>Site: 03CH07-HY Condition: PEAK_BE_74.3m HF-ANT_130829 HORIZONTAL REW:1000.000kHz VBW:3000.000kHz SVWT:Auto Detector: Peak Project: 752421 Mode: 3</p>	 <p>Site: 03CH07-HY Condition: PEAK_BE_74.3m HF-ANT_130829 HORIZONTAL REW:1000.000kHz VBW:3000.000kHz SVWT:Auto Detector: Peak Project: 752421 Mode: 3</p>
Avg.	 <p>Site: 03CH07-HY Condition: AVG_BE_54.3m HF-ANT_130829 HORIZONTAL REW:1000.000kHz VBW:1.000kHz SVWT:Auto Detector: Peak Project: 752421 Mode: 3</p>	Left blank



WIFI	Band 1 5150~5250MHz Band Edge @ 3m	
	802.11a CH48 5240MHz - R	
	Horizontal	Fundamental
Peak	 <p>Site : 03CH07-HY Condition : PEAK_BE_74.3m HF-ANT_130829 HORIZONTAL Detector : PEAK Project : 752421 Mode : 3</p>	Left blank
Avg.	 <p>Site : 03CH07-HY Condition : AVG_BE_54.3m HF-ANT_130829 HORIZONTAL Detector : AVG Project : 752421 Mode : 3</p>	Left blank



WIFI	Band 1 5150~5250MHz Band Edge @ 3m	
802.11a CH48 5240MHz - L		
Vertical		Fundamental
Peak	 <p data-bbox="438 869 686 929"> Site : 03CH07-HY Condition : PEAK, 0E_74.3m HF-ANT_130829 VERTICAL REW:1000.000kHz VBW:3000.000kHz SWT:Auto Detector : Peak Project : 752421 Mode : 3 </p>	 <p data-bbox="912 869 1160 929"> Site : 03CH07-HY Condition : PEAK, 74.3m HF-ANT_130829 VERTICAL REW:1000.000kHz VBW:3000.000kHz SWT:Auto Detector : Peak Project : 752421 Mode : 3 </p>
Avg.	 <p data-bbox="438 1547 686 1608"> Site : 03CH07-HY Condition : AVG, 0E_54.3m HF-ANT_130829 VERTICAL REW:1000.000kHz VBW:1.000kHz SWT:Auto Detector : Peak Project : 752421 Mode : 3 </p>	Left blank



WIFI	Band 1 5150~5250MHz Band Edge @ 3m	
	802.11a CH48 5240MHz - R	
	Vertical	Fundamental
Peak		Left blank
Avg.		Left blank