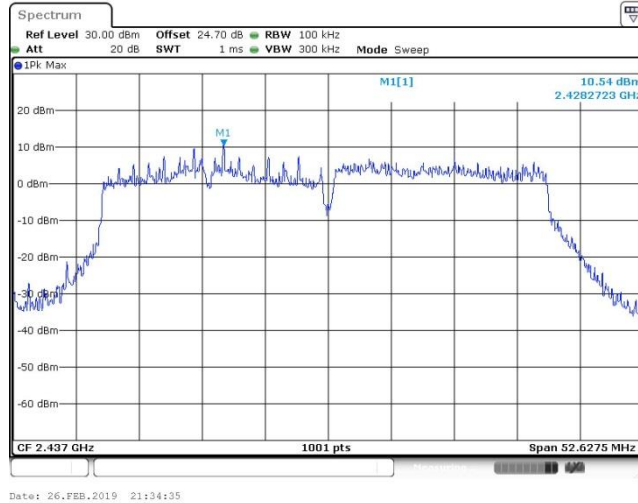


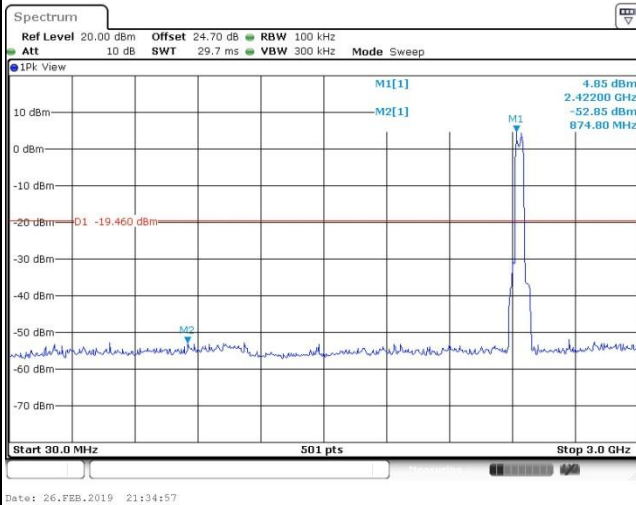


WLAN 802.11ac VTH40 Channel 06

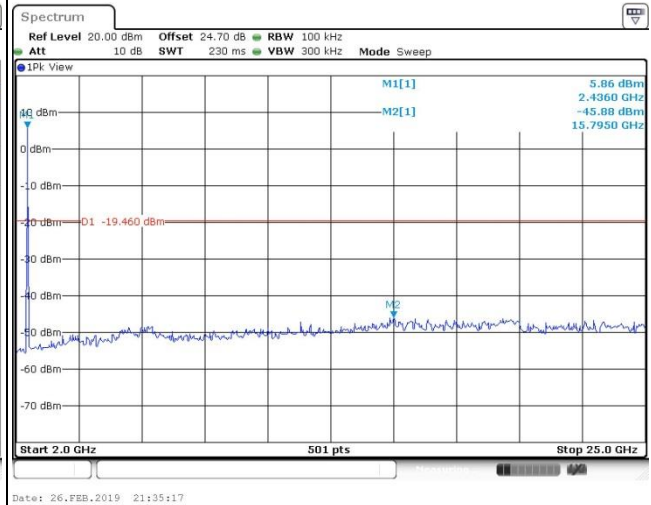
100kHz PSD reference Level

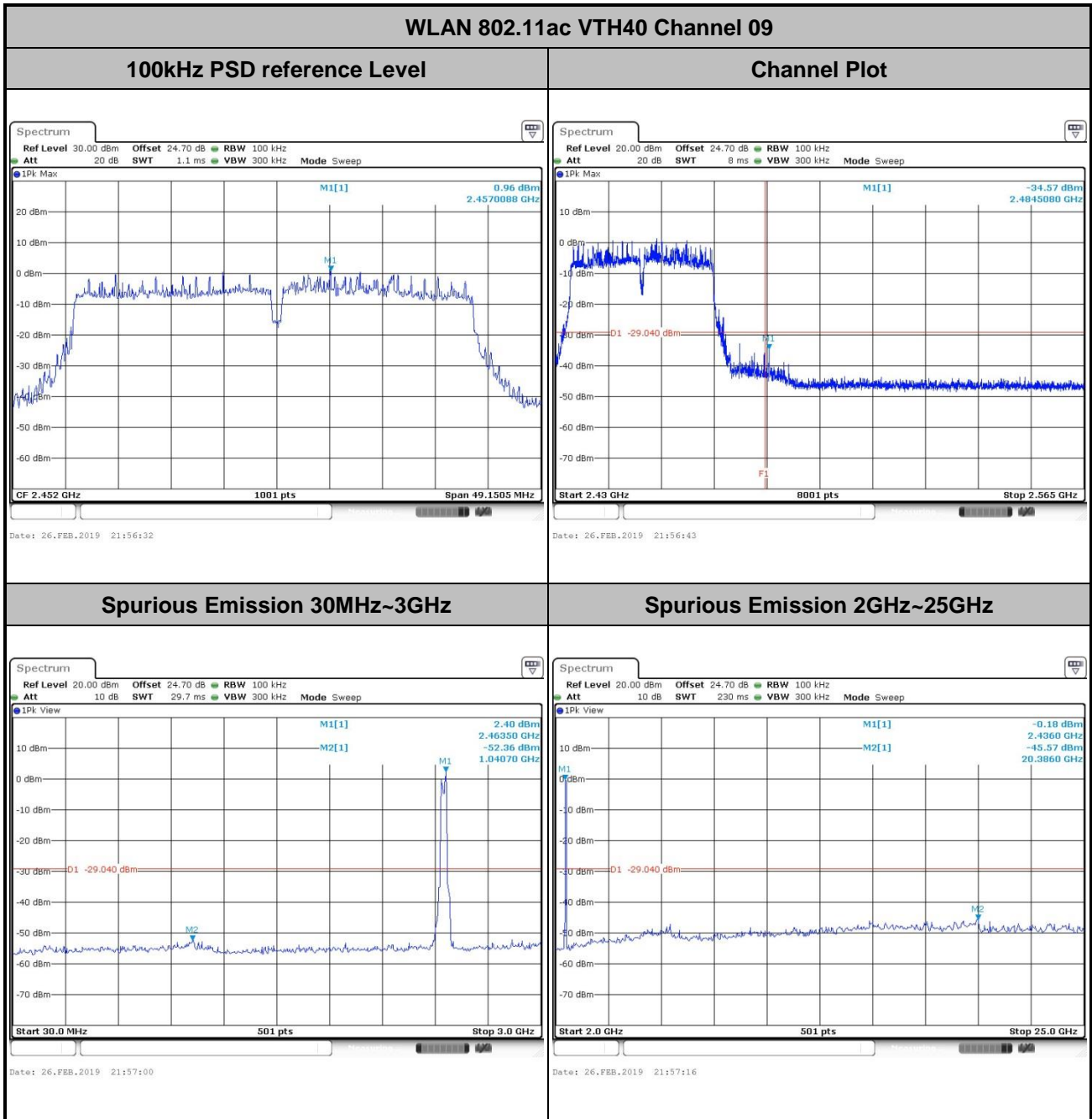


Spurious Emission 30MHz~3GHz



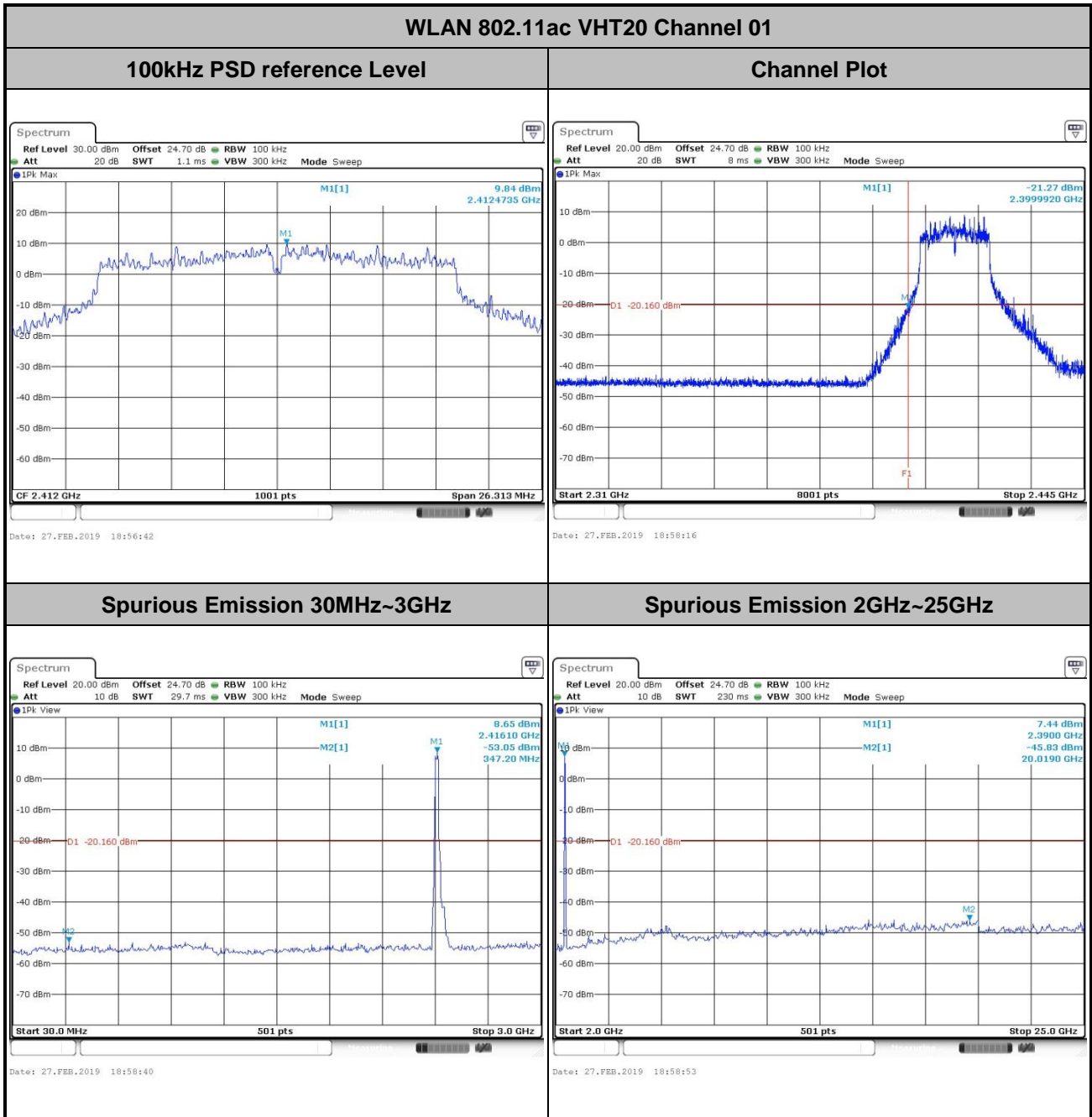
Spurious Emission 2GHz~25GHz

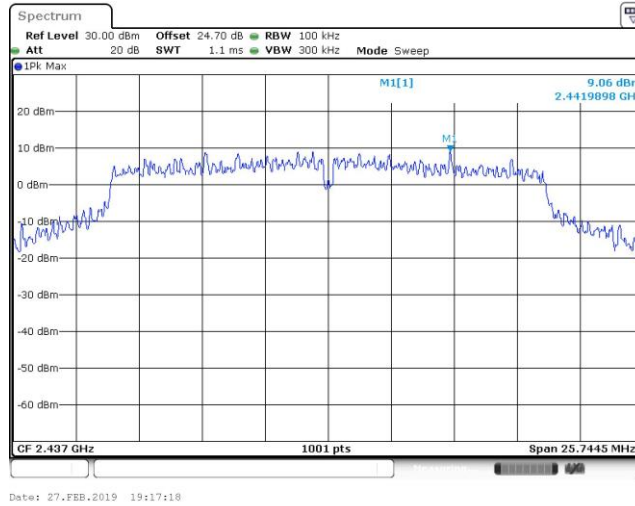
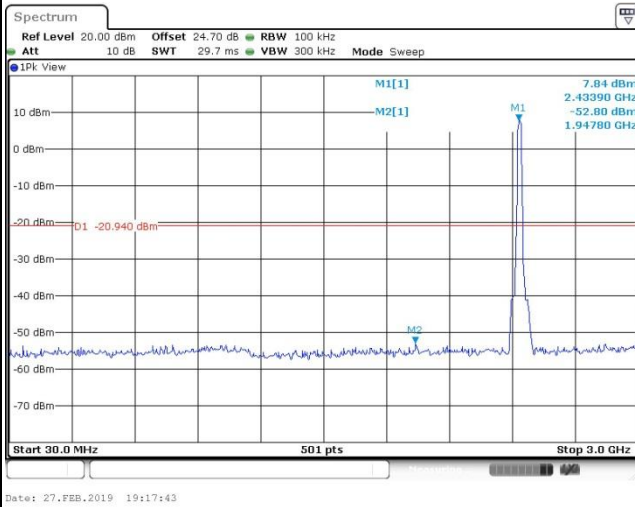
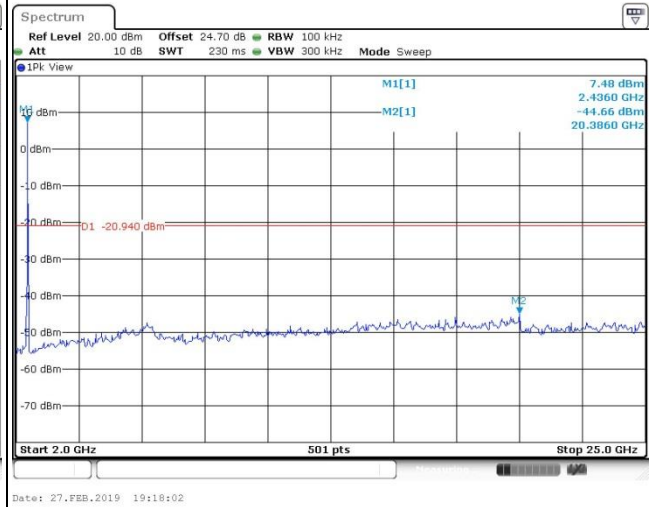


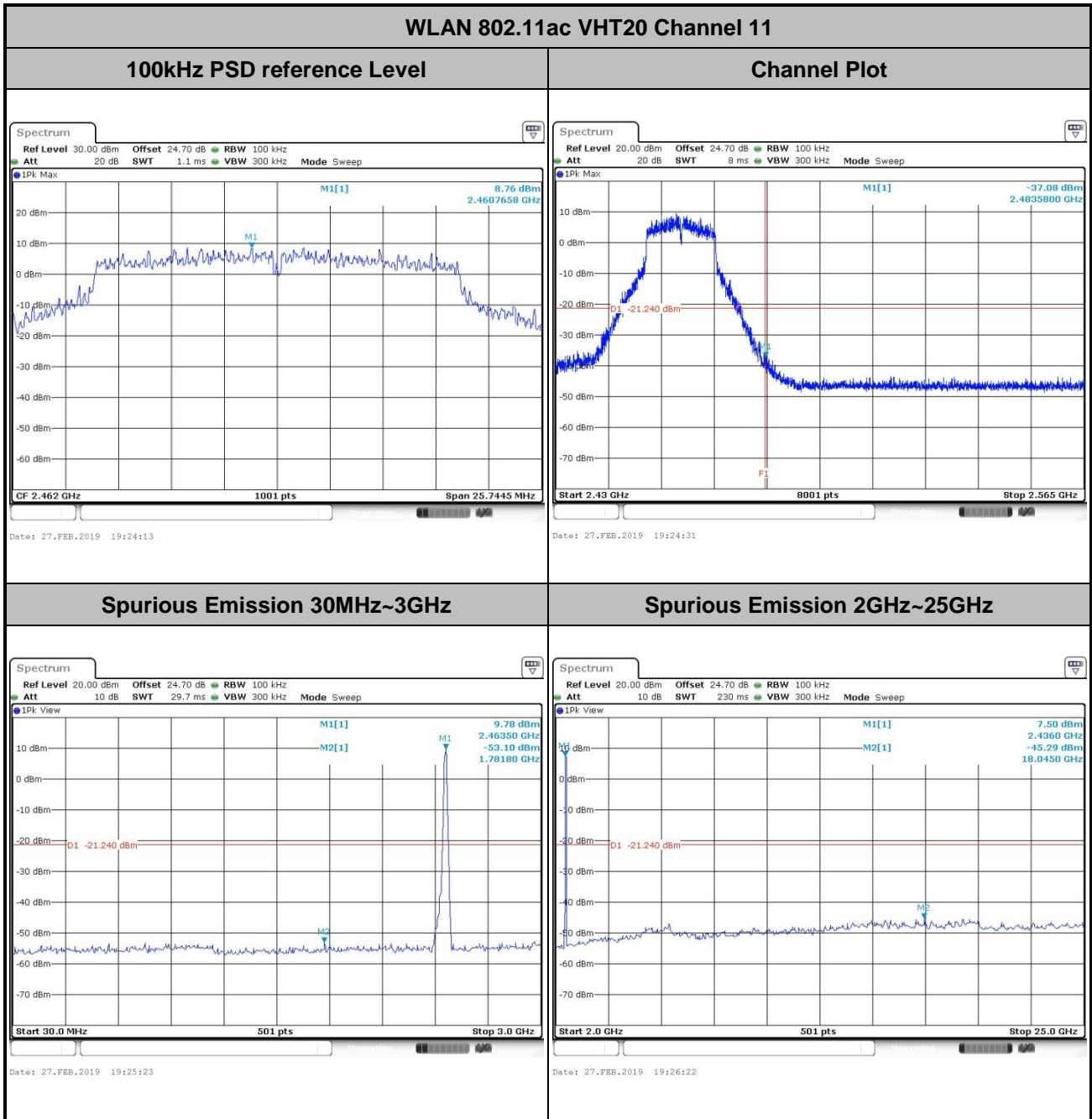


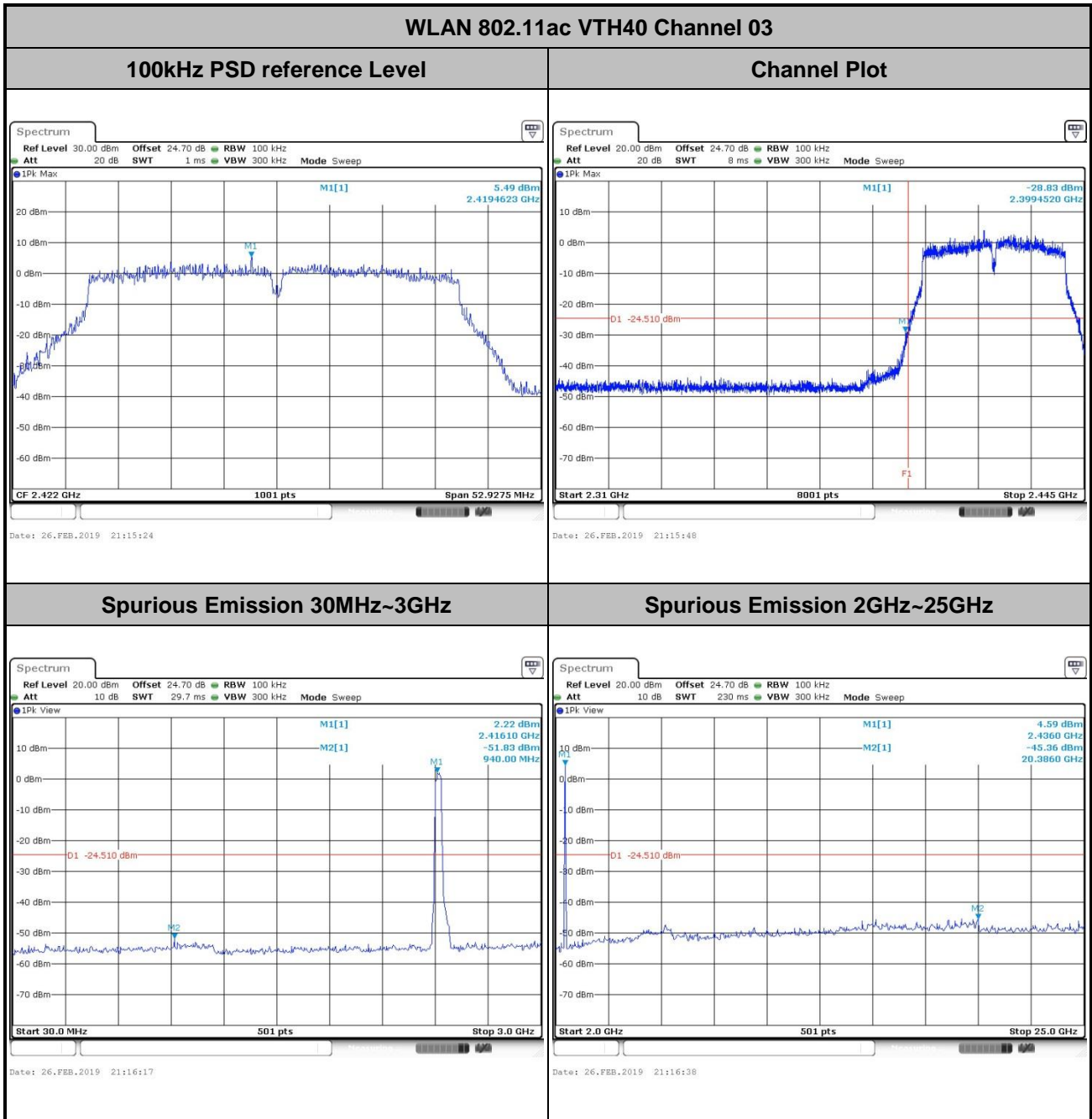


Number of TX = 2, Ant. 2 (Measured)



**WLAN 802.11ac VHT20 Channel 06****100kHz PSD reference Level****Spurious Emission 30MHz~3GHz****Spurious Emission 2GHz~25GHz**

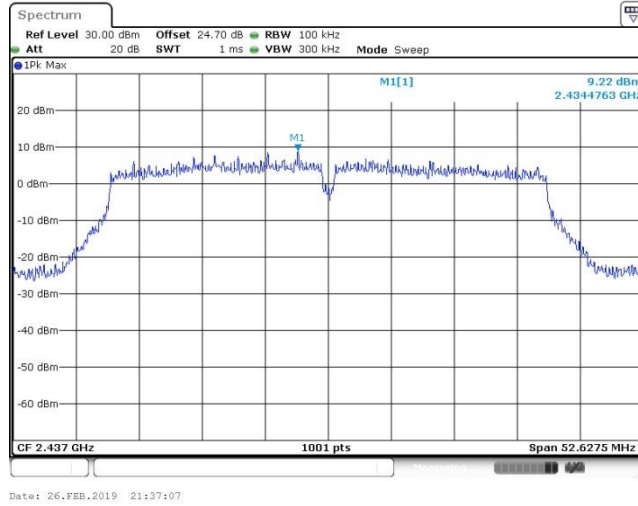




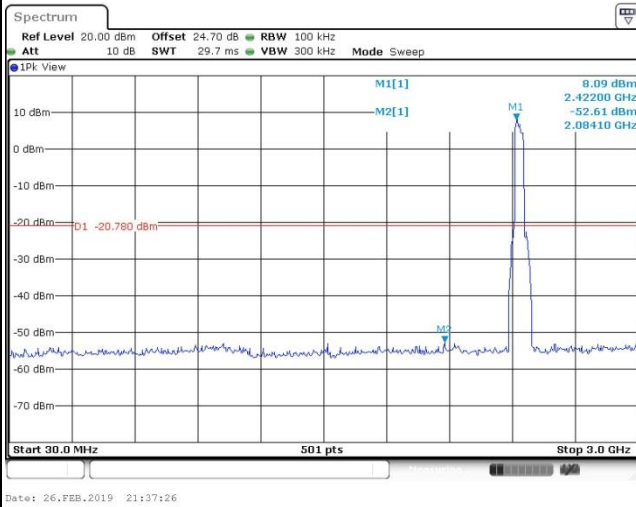


WLAN 802.11ac VTH40 Channel 06

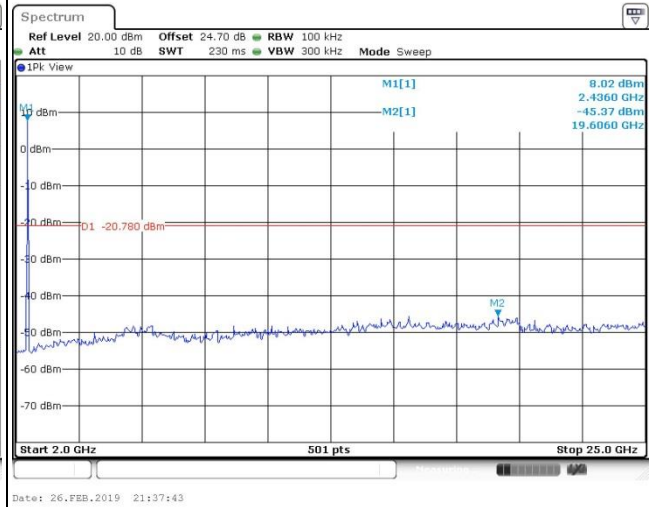
100kHz PSD reference Level



Spurious Emission 30MHz~3GHz



Spurious Emission 2GHz~25GHz

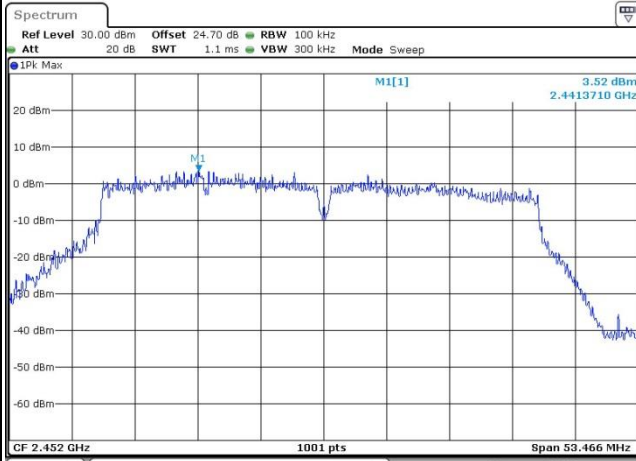




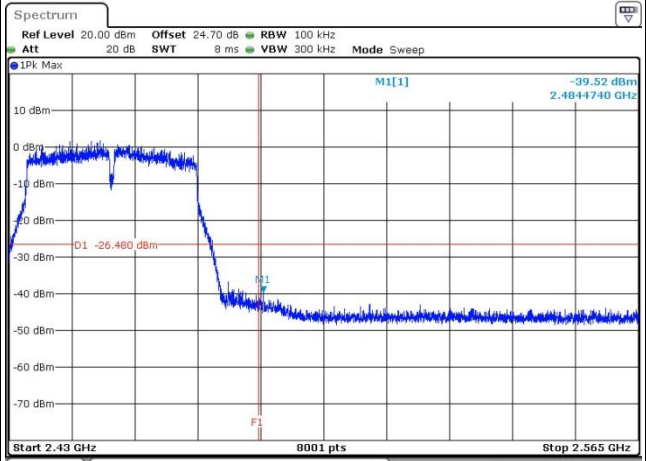


WLAN 802.11ac VTH40 Channel 09

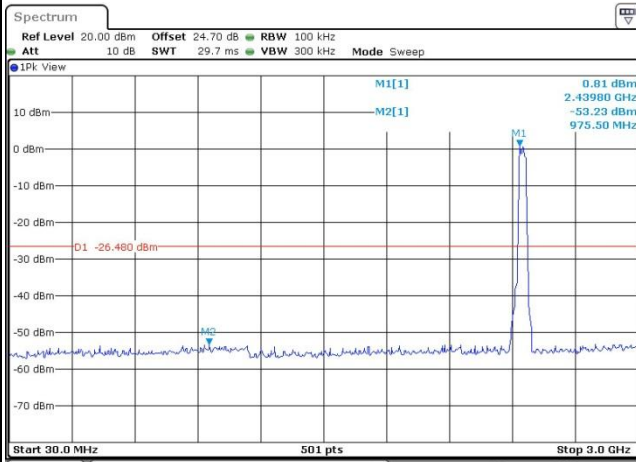
100kHz PSD reference Level



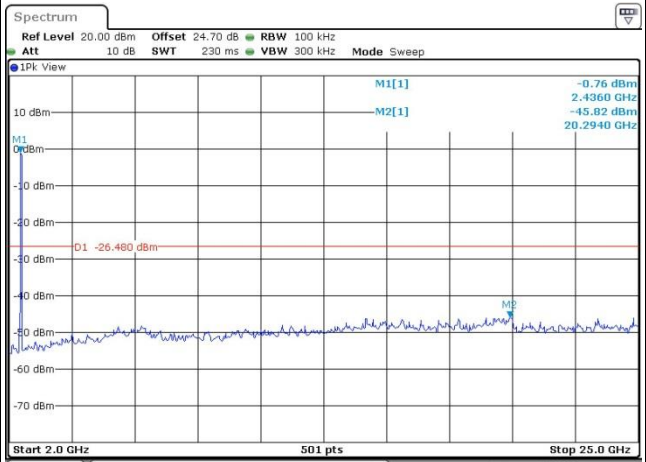
Channel Plot



Spurious Emission 30MHz~3GHz



Spurious Emission 2GHz~25GHz





### 3.5 Radiated Band Edges and Spurious Emission Measurement

#### 3.5.1 Limit of Radiated band edge and Spurious Emission Measurement

In any 100 kHz bandwidth outside the intentional radiator frequency band, all harmonics/spurious must be at least 20 dB below the highest emission level within the authorized band. If the output power of this device was measured by spectrum analyzer, the attenuation under this paragraph shall be 30 dB instead of 20 dB. In addition, radiated emissions which fall in the restricted bands must also comply with the limits as below.

Frequency (MHz)	Field Strength (microvolts/meter)	Measurement Distance (meters)
0.009 – 0.490	2400/F(kHz)	300
0.490 – 1.705	24000/F(kHz)	30
1.705 – 30.0	30	30
30 – 88	100	3
88 – 216	150	3
216 - 960	200	3
Above 960	500	3

#### 3.5.2 Measuring Instruments

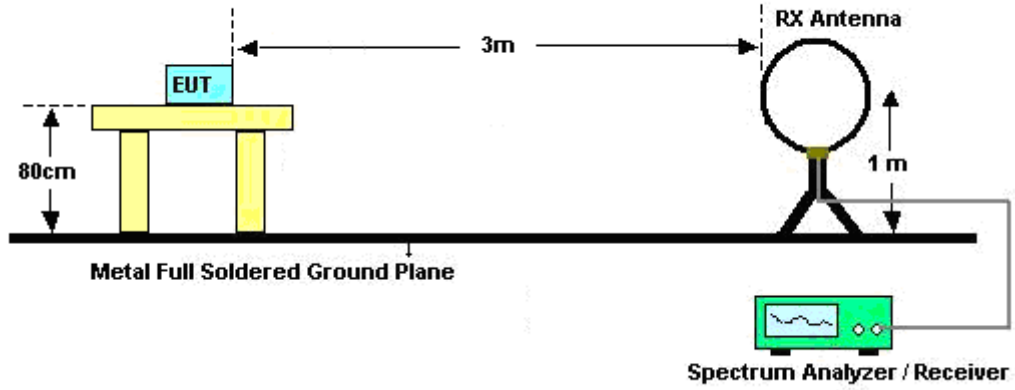
See list of measuring equipment of this test report.

**3.5.3 Test Procedures**

1. The testing follows the ANSI C63.10 Section 11.12.1 Radiated emission measurements
2. The EUT was arranged to its worst case and then tune the antenna tower (from 1 m to 4 m) and turntable (from 0 degree to 360 degrees) to find the maximum reading. A pre-amp and a high pass filter are used for the test in order to get better signal level.
3. The EUT was placed on a turntable with 0.8 meter for frequency below 1GHz and 1.5 meter for frequency above 1GHz respectively above ground.
4. The EUT was set 3 meters from the interference receiving antenna, which was mounted on the top of a variable height antenna tower.
5. Corrected Reading: Antenna Factor + Cable Loss + Read Level - Preamp Factor = Level
6. For testing below 1GHz, if the emission level of the EUT in peak mode was 3 dB lower than the limit specified, then peak values of EUT will be reported, otherwise, the emissions will be repeated one by one using the CISPR quasi-peak method and reported.
7. For testing above 1GHz, the emission level of the EUT in peak mode was 20dB lower than average limit (that means the emission level in average mode also complies with the limit in average mode), then peak values of EUT will be reported, otherwise, the emissions will be measured in average mode again and reported.
8. Use the following spectrum analyzer settings:
  - (1) Span shall wide enough to fully capture the emission being measured;
  - (2) Set RBW=100 kHz for  $f < 1$  GHz;  $VBW \geq RBW$ ; Sweep = auto; Detector function = peak; Trace = max hold;
  - (3) Set RBW = 1 MHz, VBW= 3MHz for  $f \geq 1$  GHz for peak measurement.  
For average measurement:
    - $VBW = 10$  Hz, when duty cycle is no less than 98 percent.
    - $VBW \geq 1/T$ , when duty cycle is less than 98 percent where T is the minimum transmission duration over which the transmitter is on and is transmitting at its maximum power control level for the tested mode of operation.

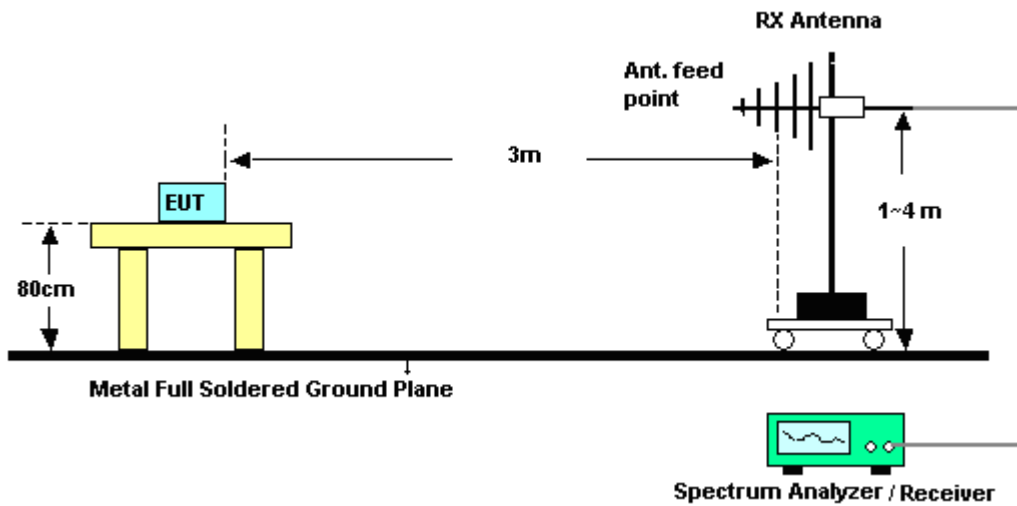
### 3.5.4 Test Setup

For radiated emissions below 30MHz

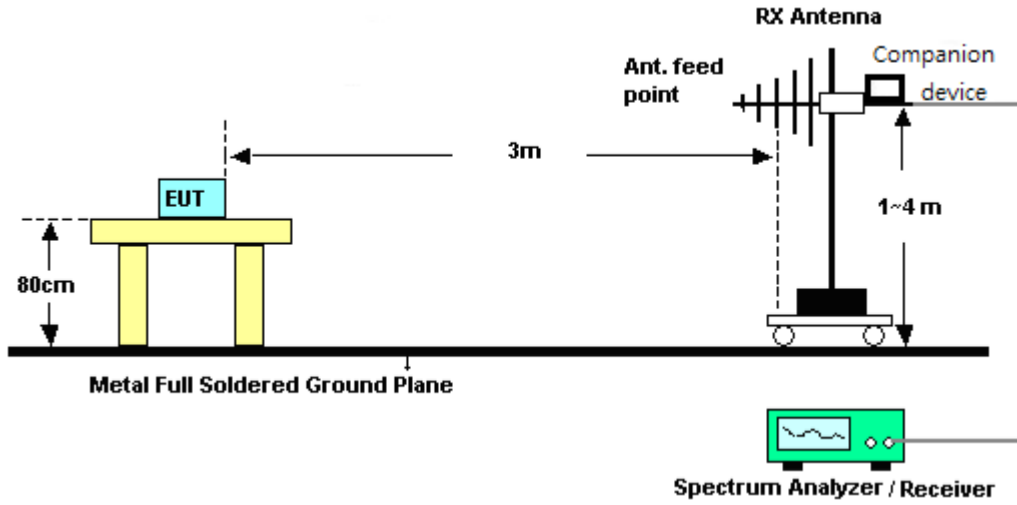


For radiated emissions from 30MHz to 1GHz

<CDD Mode>

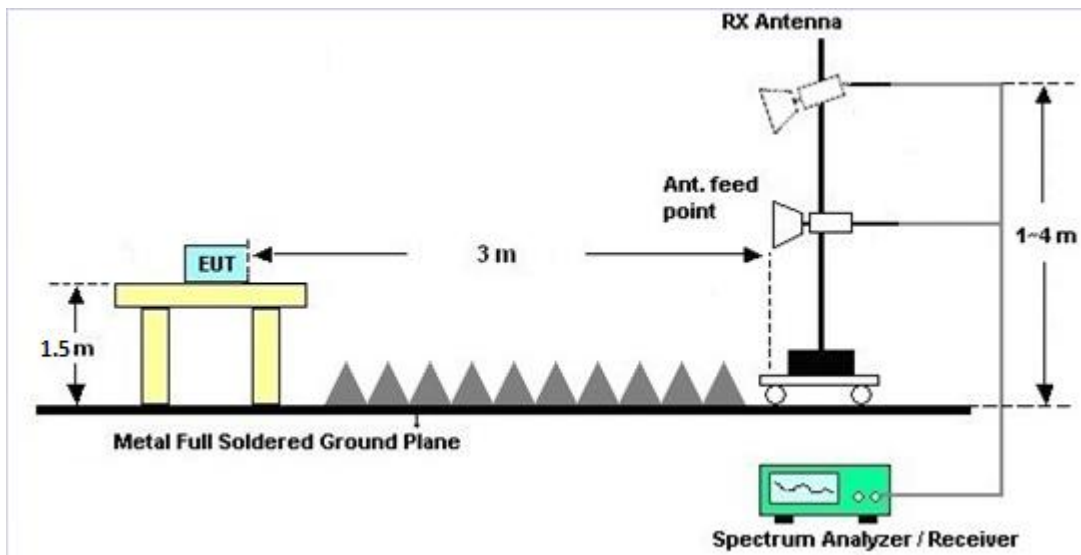


<TXBF Mode>

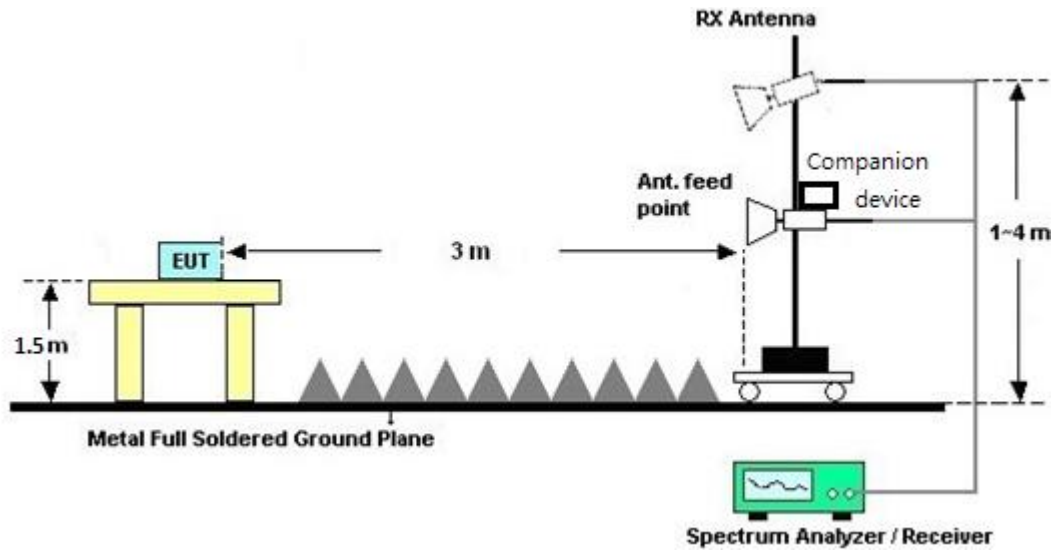


For radiated emissions above 1GHz

<CDD Mode>



&lt;TXBF Mode&gt;



### 3.5.5 Test Results of Radiated Spurious Emissions (9kHz ~ 30MHz)

The low frequency, which started from 9 kHz to 30MHz, was pre-scanned and the result which was 20dB lower than the limit line was not reported.

There is a comparison data of both open-field test site and alternative test site - semi-Anechoic chamber according to 414788 D01 Radiated Test Site v01r01, and the result came out very similar.

### 3.5.6 Test Result of Radiated Spurious at Band Edges

Please refer to Appendix B and C.

### 3.5.7 Duty Cycle

Please refer to Appendix D.

### 3.5.8 Test Result of Radiated Spurious Emission (30MHz ~ 10<sup>th</sup> Harmonic)

Please refer to Appendix B and C.



### 3.6 AC Conducted Emission Measurement

#### 3.6.1 Limit of AC Conducted Emission

For equipment that is designed to be connected to the public utility (AC) power line, the radio frequency voltage that is conducted back onto the AC power line on any frequency or frequencies within the band 150 kHz to 30 MHz shall not exceed the limits in the following table.

Frequency of Emission (MHz)	Conducted Limit (dBµV)	
	Quasi-Peak	Average
0.15-0.5	66 to 56*	56 to 46*
0.5-5	56	46
5-30	60	50

\*Decreases with the logarithm of the frequency.

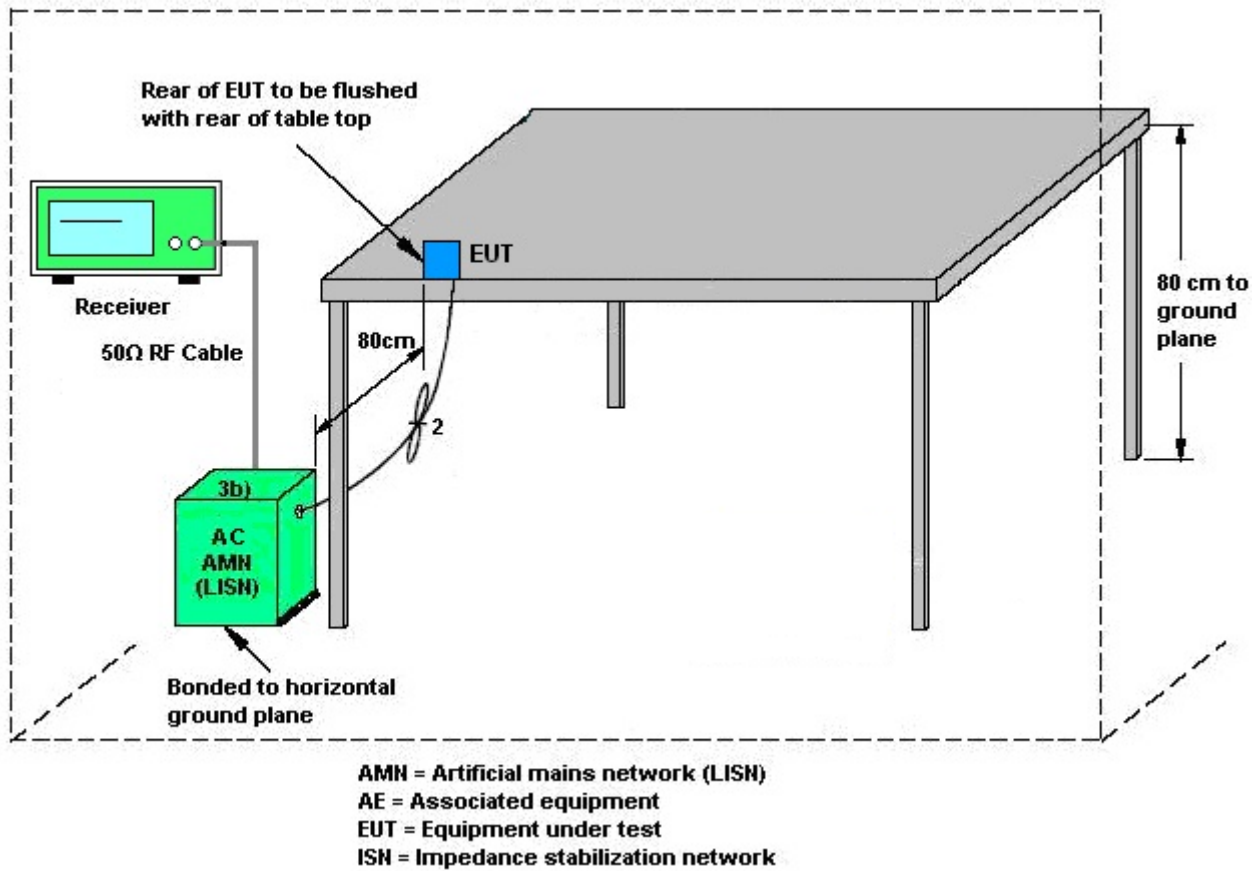
#### 3.6.2 Measuring Instruments

See list of measuring equipment of this test report.

#### 3.6.3 Test Procedures

1. The EUT was placed 0.4 meter from the conducting wall of the shielding room, and it was kept at least 80 centimeters from any other grounded conducting surface.
2. Connect EUT to the power mains through a line impedance stabilization network (LISN).
3. All the support units are connecting to the other LISN.
4. The LISN provides 50 ohm coupling impedance for the measuring instrument.
5. The FCC states that a 50 ohm, 50 microhenry LISN should be used.
6. Both sides of AC line were checked for maximum conducted interference.
7. The frequency range from 150 kHz to 30 MHz was searched.
8. Set the test-receiver system to Peak Detect Function and specified bandwidth (IF bandwidth = 9kHz) with Maximum Hold Mode.

### 3.6.4 Test Setup



### 3.6.5 Test Result of AC Conducted Emission

Please refer to Appendix A.





### 3.7 Antenna Requirements

#### 3.7.1 Standard Applicable

If directional gain of transmitting Antennas is greater than 6dBi, the power shall be reduced by the same level in dB comparing to gain minus 6dBi. The use of a permanently attached Antenna or of an Antenna that uses a unique coupling to the intentional radiator shall be considered sufficient to comply with the rule.

#### 3.7.2 Antenna Anti-Replacement Construction

An embedded-in antenna design is used.

#### 3.7.3 Antenna Gain

**<CDD Mode>**

FCC KDB 662911 D01 Multiple Transmitter Output v02r01

For CDD transmissions, directional gain is calculated as

Directional gain =  $G_{ANT}$  + Array Gain, where Array Gain is as follows.

For power spectral density (PSD) measurements on all devices,

Array Gain =  $10 \log(N_{ANT}/N_{SS}=1)$  dB.

For power measurements on IEEE 802.11 devices,

Array Gain = 0 dB (i.e., no array gain) for  $N_{ANT} \leq 4$ .

Directional gain may be calculated by using the formulas applicable to equal gain antennas with  $G_{ANT}$  set equal to the gain of the antenna having the highest gain;

The EUT supports CDD mode.

For power, the directional gain  $G_{ANT}$  is set equal to the antenna having the highest gain, i.e., F)2)f)i).

For PSD, the directional gain calculation is following F)2)f)ii) of KDB 662911 D01 v02r01.

The power and PSD limit should be modified if the directional gain of EUT is over 6 dBi,

The directional gain "DG" is calculated as following table.

			DG for Power	DG for PSD	Power Limit Reduction	PSD Limit Reduction
	Ant. 1 (dBi)	Ant. 2 (dBi)	(dBi)	(dBi)	(dB)	(dB)
<b>2.4 GHz</b>	2.76	2.64	2.76	5.71	0.00	0.00

*Power Limit Reduction =  $DG(\text{Power}) - 6\text{dBi}$ , ( min = 0 )*

*PSD Limit Reduction =  $DG(\text{PSD}) - 6\text{dBi}$ , ( min = 0 )*

**<TXBF Mode>**

FCC KDB 662911 D01 Multiple Transmitter Output v02r01

For CDD transmissions, directional gain is calculated as

$$DirectionalGain = 10 \cdot \log \left[ \frac{\sum_{j=1}^{N_{SS}} \left\{ \sum_{k=1}^{N_{ANT}} g_{j,k} \right\}^2}{N_{ANT}} \right]$$

where

Each antenna is driven by no more than one spatial stream;

$N_{SS}$  = the number of independent spatial streams of data;

$N_{ANT}$  = the total number of antennas

$g_{j,k} = 10^{G_k / 20}$  if the  $k$ th antenna is being fed by spatial stream  $j$ , or zero if it is not;  
 $G_k$  is the gain in dBi of the  $k$ th antenna.

The EUT supports beamforming for 802.11ac modes.

The directional gain calculation is following F)2)e)ii) of KDB 662911 D01 v02r01.

The power and PSD limit should be modified if the directional gain of EUT is over 6 dBi,

The directional gain “DG” is calculated as following table.

			DG	DG	Power	PSD
			for	for	Limit	Limit
	Ant. 1	Ant. 2	Power	PSD	Reduction	Reduction
	(dBi)	(dBi)	(dBi)	(dBi)	(dB)	(dB)
<b>2.4 GHz</b>	2.76	2.64	5.71	5.71	0.00	0.00

Power Limit Reduction = DG(Power) – 6dBi, ( min = 0 )

PSD Limit Reduction = DG(PSD) – 6dBi, ( min = 0 )



## 4 List of Measuring Equipment

Instrument	Manufacturer	Model No.	Serial No.	Characteristics	Calibration Date	Test Date	Due Date	Remark
AC Power Source	ChainTek	APC-1000W	N/A	N/A	N/A	Mar. 06, 2019	N/A	Conduction (CO05-HY)
EMI Test Receiver	Rohde & Schwarz	ESR3	102388	9KHz~3.6GHz	Nov. 12, 2018	Mar. 06, 2019	Nov. 11, 2019	Conduction (CO05-HY)
LISN	Rohde & Schwarz	ENV216	100080	9kHz~30MHz	Nov. 14, 2018	Mar. 06, 2019	Nov. 13, 2019	Conduction (CO05-HY)
LISN	Rohde & Schwarz	ENV216	100081	9kHz~30MHz	Nov. 09, 2018	Mar. 06, 2019	Nov. 08, 2019	Conduction (CO05-HY)
Software	Rohde & Schwarz	EMC32 V10.30	N/A	N/A	N/A	Mar. 06, 2019	N/A	Conduction (CO05-HY)
RF Cable	HUBER + SUHNER	RG 214/U	1358175	9kHz~30MHz	Sep. 14, 2018	Mar. 06, 2019	Sep. 13, 2019	Conduction (CO05-HY)
Pulse Limiter	SCHWARZBECK	VTSD 9561-F N	9561-F N00373	9kHz-200MHz	Nov. 08, 2018	Mar. 06, 2019	Nov. 07, 2019	Conduction (CO05-HY)
Loop Antenna	TESEQ	HLA 6120	31244	9 kHz~30 MHz	Mar. 29, 2018	Dec. 06, 2018~Mar. 11, 2019	Mar. 28, 2019	Radiation (03CH13-HY)
Horn Antenna	SCHWARZBECK	BBHA 9120 D	9120D-1241	1GHz ~ 18GHz	Jun. 29, 2018	Dec. 06, 2018~Mar. 11, 2019	Jun. 28, 2019	Radiation (03CH13-HY)
Bilog Antenna	TESEQ	CBL 6111D&00800 N1D01N-06	37059&01	30MHz~1GHz	Oct. 13, 2018	Dec. 06, 2018~Mar. 11, 2019	Oct. 12, 2019	Radiation (03CH13-HY)
SHF-EHF Horn Antenna	SCHWARZBECK	BBHA 9170	BBHA9170584	18GHz- 40GHz	Dec. 05, 2018	Dec. 06, 2018~Mar. 11, 2019	Dec. 04, 2019	Radiation (03CH13-HY)
Preamplifier	Keysight	83017A	MY53270080	1GHz~26.5GHz	Nov. 14, 2018	Dec. 06, 2018~Mar. 11, 2019	Nov. 13, 2020	Radiation (03CH13-HY)
Preamplifier	MITEQ	AMF-7D-0010 1800-30-10P	1590074	1GHz~18GHz	May 21, 2018	Dec. 06, 2018~Mar. 11, 2019	May 20, 2019	Radiation (03CH13-HY)
Amplifier	Sonoma-Instrument	310 N	187282	9KHz~1GHz	Dec. 04, 2018	Dec. 06, 2018~Mar. 11, 2019	Dec. 03, 2019	Radiation (03CH13-HY)
Amplifier	MITEQ	TTA1840-35-HG	1871923	18GHz~40GHz, VSWR : 2.5:1 max	Jul. 16, 2018	Dec. 06, 2018~Mar. 11, 2019	Jul. 15, 2019	Radiation (03CH13-HY)
RF Cable	HUBER + SUHNER	SUCOFLEX 104	MY9837/4PE	30M-18G	Mar. 14, 2018	Dec. 06, 2018~Mar. 11, 2019	Mar. 18, 2019	Radiation (03CH13-HY)
RF Cable	HUBER + SUHNER	SUCOFLEX 104	MY9837/4PE	30M~18GHz	Mar. 14, 2018	Dec. 06, 2018~Mar. 11, 2019	Mar. 18, 2019	Radiation (03CH13-HY)
RF Cable	HUBER + SUHNER	SUCOFLEX 102	MY2859/2	30M~40GHz	Mar. 14, 2018	Dec. 06, 2018~Mar. 11, 2019	Mar. 13, 2019	Radiation (03CH13-HY)
RF Cable	HUBER + SUHNER	SUCOFLEX 102	MY4274/2	30M~40GHz	Mar. 14, 2018	Dec. 06, 2018~Mar. 11, 2019	Mar. 13, 2019	Radiation (03CH13-HY)
Spectrum Analyzer	Keysight	N9010A	MY55370526	10Hz~44GHz	Mar. 15, 2018	Dec. 06, 2018~Mar. 11, 2019	Mar. 14, 2019	Radiation (03CH13-HY)
Antenna Mast	EMEC	AM-BS-4500-B	N/A	1m~4m	N/A	Dec. 06, 2018~Mar. 11, 2019	N/A	Radiation (03CH13-HY)
Turn Table	EMEC	TT2000	N/A	0~360 Degree	N/A	Dec. 06, 2018~Mar. 11, 2019	N/A	Radiation (03CH13-HY)
Software	AUDIX	E3 6.2009-8-24c	RK-001124	N/A	N/A	Dec. 06, 2018~Mar. 11, 2019	N/A	Radiation (03CH13-HY)
EMI Test Receiver	Keysight	N9038A (MXE)	MY54130085	20Hz ~ 8.4GHz	Nov. 01, 2018	Dec. 06, 2018~Mar. 11, 2019	Oct. 31, 2019	Radiation (03CH13-HY)
Filter	Wainwright	WHKX12-270 0-3000-18000-60SS	SN2	3G High Pass	Jul. 16, 2018	Dec. 06, 2018~Mar. 11, 2019	Jul. 15, 2019	Radiation (03CH13-HY)
Filter	Wainwright	WLKS1200-1 2SS	SN2	1.2G Low Pass	Mar. 23, 2018	Dec. 06, 2018~Mar. 11, 2019	Mar. 22, 2019	Radiation (03CH13-HY)



Instrument	Manufacturer	Model No.	Serial No.	Characteristics	Calibration Date	Test Date	Due Date	Remark
<b>&lt;CDD Mode&gt;</b>								
Power Meter	Anritsu	ML2495A	1132003	N/A	Aug. 16, 2018	Nov. 07, 2018~ Jan. 24, 2019	Aug. 15, 2019	Conducted (TH05-HY)
Power Sensor	Anritsu	MA2411B	1126017	300MHz~40GHz	Aug. 16, 2018	Nov. 07, 2018~ Jan. 24, 2019	Aug. 15, 2019	Conducted (TH05-HY)
Spectrum Analyzer	Rohde & Schwarz	FSV 30	100895	9kHz~30GHz	Apr. 20, 2018	Nov. 07, 2018~ Jan. 24, 2019	Apr. 19, 2019	Conducted (TH05-HY)
Switch Box & RF Cable	Burgeon	ETF-058	EC1300484	N/A	Mar. 01, 2018	Nov. 07, 2018~ Jan. 24, 2019	Feb. 28, 2019	Conducted (TH05-HY)
<b>&lt;TXBF Mode&gt;</b>								
Power Sensor	DARE	RadiPower	15I00041SN O09	10MHz~6GHz	May 07, 2018	Nov. 30, 2018~ Feb. 28, 2019	May 06, 2019	Conducted (TH05-HY)
Spectrum Analyzer	Rohde & Schwarz	FSV 30	100895	9kHz~30GHz	Apr. 20, 2018	Nov. 30, 2018~ Feb. 28, 2019	Apr. 19, 2019	Conducted (TH05-HY)
Switch Box & RF Cable	Burgeon	ETF-058	EC1300484	N/A	Mar. 01, 2018	Nov. 30, 2018~ Feb. 28, 2019	Feb. 28, 2019	Conducted (TH05-HY)
Switch Box & RF Cable	EM	EMSW18	SW1070903	N/A	Dec. 19, 2018	Nov. 30, 2018~ Feb. 28, 2019	Dec. 18, 2019	Conducted (TH05-HY)



## 5 Uncertainty of Evaluation

### Uncertainty of Conducted Emission Measurement (150kHz ~ 30MHz)

Measuring Uncertainty for a Level of Confidence of 95% ( $U = 2Uc(y)$ )	2.2
-------------------------------------------------------------------------	-----

### Uncertainty of Radiated Emission Measurement (30 MHz ~ 1000 MHz)

Measuring Uncertainty for a Level of Confidence of 95% ( $U = 2Uc(y)$ )	4.9
-------------------------------------------------------------------------	-----

### Uncertainty of Radiated Emission Measurement (1000 MHz ~ 18000 MHz)

Measuring Uncertainty for a Level of Confidence of 95% ( $U = 2Uc(y)$ )	5.4
-------------------------------------------------------------------------	-----

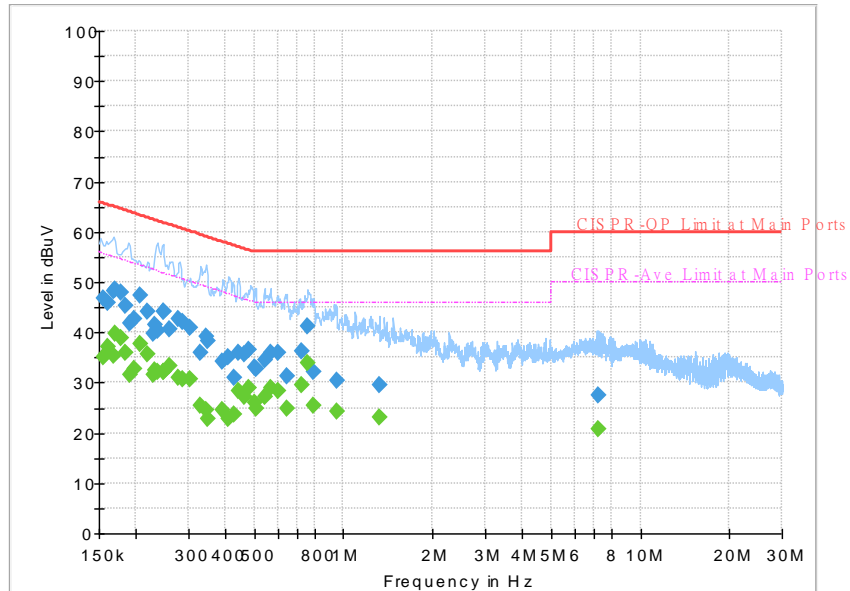
### Uncertainty of Radiated Emission Measurement (18000 MHz ~ 40000 MHz)

Measuring Uncertainty for a Level of Confidence of 95% ( $U = 2Uc(y)$ )	4.3
-------------------------------------------------------------------------	-----



## Appendix A. AC Conducted Emission Test Results

Test Engineer :	Jimmy Chang	Temperature :	24~26°C
		Relative Humidity :	51~53%
Test Voltage :	120Vac / 60Hz	Phase :	Line

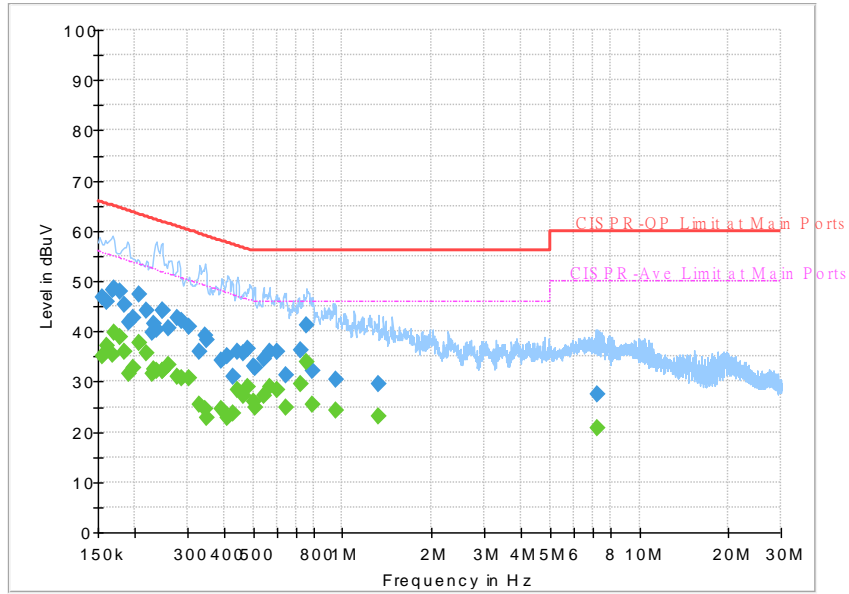


### Final Result

Frequency (MHz)	QuasiPeak (dBuV)	CAverage (dBuV)	Limit (dBuV)	Margin (dB)	Line	Filter	Corr. (dB)
0.154500	---	35.06	55.75	20.69	L1	OFF	19.5
0.154500	46.69	---	65.75	19.06	L1	OFF	19.5
0.161250	---	37.17	55.40	18.23	L1	OFF	19.5
0.161250	45.81	---	65.40	19.59	L1	OFF	19.5
0.168000	---	35.25	55.06	19.81	L1	OFF	19.5
0.168000	48.29	---	65.06	16.77	L1	OFF	19.5
0.170250	---	39.82	54.95	15.13	L1	OFF	19.5
0.170250	48.44	---	64.95	16.51	L1	OFF	19.5
0.177000	---	38.81	54.63	15.82	L1	OFF	19.5
0.177000	47.94	---	64.63	16.69	L1	OFF	19.5
0.183750	---	35.96	54.31	18.35	L1	OFF	19.5
0.183750	45.26	---	64.31	19.05	L1	OFF	19.5
0.190500	---	31.58	54.02	22.44	L1	OFF	19.5
0.190500	41.88	---	64.02	22.14	L1	OFF	19.5
0.197250	---	32.79	53.73	20.94	L1	OFF	19.5
0.197250	42.73	---	63.73	21.00	L1	OFF	19.5
0.206250	---	37.71	53.36	15.65	L1	OFF	19.5
0.206250	47.46	---	63.36	15.90	L1	OFF	19.5
0.217500	---	35.58	52.91	17.33	L1	OFF	19.5
0.217500	44.27	---	62.91	18.64	L1	OFF	19.5
0.228750	---	31.64	52.50	20.86	L1	OFF	19.5
0.228750	39.76	---	62.50	22.74	L1	OFF	19.5
0.231000	---	32.51	52.41	19.90	L1	OFF	19.5
0.231000	41.40	---	62.41	21.01	L1	OFF	19.5
0.235500	---	32.21	52.25	20.04	L1	OFF	19.5
0.235500	40.32	---	62.25	21.93	L1	OFF	19.5



Test Engineer :	Jimmy Chang	Temperature :	24~26°C
		Relative Humidity :	51~53%
Test Voltage :	120Vac / 60Hz	Phase :	Line

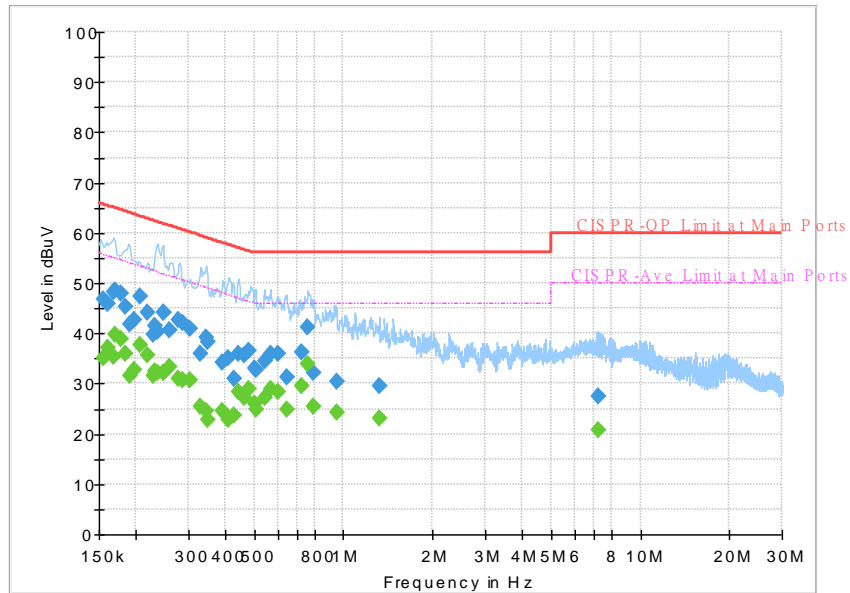


Final Result

Frequency (MHz)	QuasiPeak (dBuV)	CAverage (dBuV)	Limit (dBuV)	Margin (dB)	Line	Filter	Corr. (dB)
0.246750	---	32.17	51.87	19.70	L1	OFF	19.5
0.246750	44.24	---	61.87	17.63	L1	OFF	19.5
0.249000	---	32.04	51.79	19.75	L1	OFF	19.5
0.249000	44.25	---	61.79	17.54	L1	OFF	19.5
0.258000	---	33.40	51.50	18.10	L1	OFF	19.5
0.258000	40.55	---	61.50	20.95	L1	OFF	19.5
0.278250	---	31.09	50.87	19.78	L1	OFF	19.5
0.278250	42.60	---	60.87	18.27	L1	OFF	19.5
0.287250	---	30.84	50.60	19.76	L1	OFF	19.5
0.287250	42.01	---	60.60	18.59	L1	OFF	19.5
0.305250	---	30.79	50.10	19.31	L1	OFF	19.5
0.305250	40.95	---	60.10	19.15	L1	OFF	19.5
0.330000	---	25.41	49.45	24.04	L1	OFF	19.5
0.330000	35.92	---	59.45	23.53	L1	OFF	19.5
0.345750	---	24.62	49.06	24.44	L1	OFF	19.5
0.345750	39.08	---	59.06	19.98	L1	OFF	19.5
0.348000	---	22.82	49.01	26.19	L1	OFF	19.5
0.348000	38.23	---	59.01	20.78	L1	OFF	19.5
0.390750	---	24.69	48.05	23.36	L1	OFF	19.5
0.390750	34.11	---	58.05	23.94	L1	OFF	19.5
0.411000	---	22.69	47.63	24.94	L1	OFF	19.5
0.411000	35.14	---	57.63	22.49	L1	OFF	19.5
0.426750	---	23.72	47.32	23.60	L1	OFF	19.5
0.426750	31.13	---	57.32	26.19	L1	OFF	19.5
0.442500	---	28.35	47.02	18.67	L1	OFF	19.5
0.442500	36.06	---	57.02	20.96	L1	OFF	19.5



Test Engineer :	Jimmy Chang	Temperature :	24~26°C
		Relative Humidity :	51~53%
Test Voltage :	120Vac / 60Hz	Phase :	Line



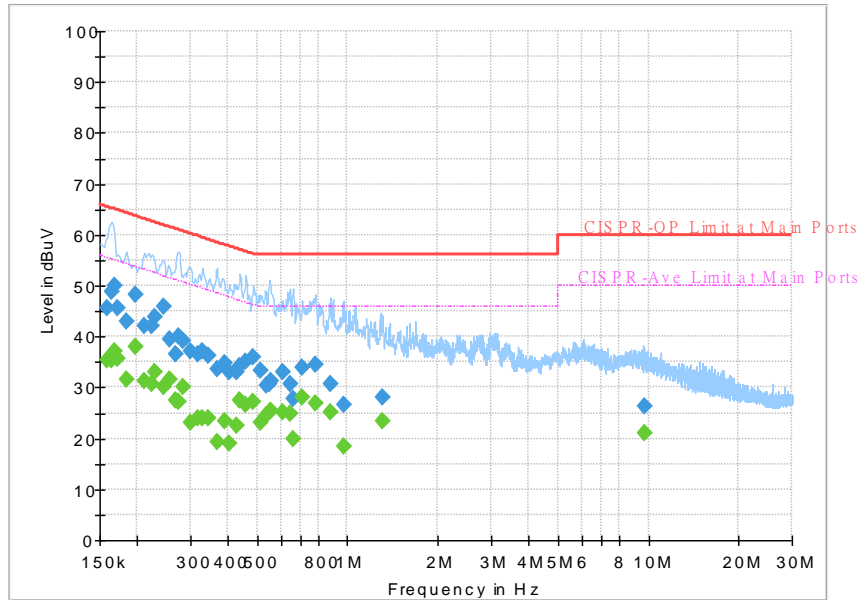
Final Result

Frequency (MHz)	QuasiPeak (dBuV)	CAverage (dBuV)	Limit (dBuV)	Margin (dB)	Line	Filter	Corr. (dB)
0.465000	---	27.13	46.60	19.47	L1	OFF	19.5
0.465000	35.81	---	56.60	20.79	L1	OFF	19.5
0.478500	---	28.96	46.37	17.41	L1	OFF	19.5
0.478500	36.42	---	56.37	19.95	L1	OFF	19.5
0.503250	---	26.07	46.00	19.93	L1	OFF	19.5
0.503250	33.03	---	56.00	22.97	L1	OFF	19.5
0.507750	---	24.77	46.00	21.23	L1	OFF	19.5
0.507750	32.73	---	56.00	23.27	L1	OFF	19.5
0.543750	---	27.31	46.00	18.69	L1	OFF	19.5
0.543750	34.43	---	56.00	21.57	L1	OFF	19.5
0.568500	---	28.87	46.00	17.13	L1	OFF	19.5
0.568500	35.90	---	56.00	20.10	L1	OFF	19.5
0.602250	---	28.41	46.00	17.59	L1	OFF	19.5
0.602250	36.00	---	56.00	20.00	L1	OFF	19.5
0.645000	---	24.93	46.00	21.07	L1	OFF	19.5
0.645000	31.15	---	56.00	24.85	L1	OFF	19.5
0.719250	---	29.41	46.00	16.59	L1	OFF	19.5
0.719250	36.21	---	56.00	19.79	L1	OFF	19.5
0.755250	---	33.98	46.00	12.02	L1	OFF	19.5
0.755250	41.25	---	56.00	14.75	L1	OFF	19.5
0.793500	---	25.50	46.00	20.50	L1	OFF	19.5
0.793500	32.02	---	56.00	23.98	L1	OFF	19.5
0.946500	---	24.19	46.00	21.81	L1	OFF	19.5
0.946500	30.47	---	56.00	25.53	L1	OFF	19.5
1.322250	---	23.18	46.00	22.82	L1	OFF	19.6
1.322250	29.59	---	56.00	26.41	L1	OFF	19.6
7.199250	---	20.87	50.00	29.13	L1	OFF	19.7
7.199250	27.59	---	60.00	32.41	L1	OFF	19.7





Test Engineer :	Jimmy Chang	Temperature :	24~26°C
		Relative Humidity :	51~53%
Test Voltage :	120Vac / 60Hz	Phase :	Neutral

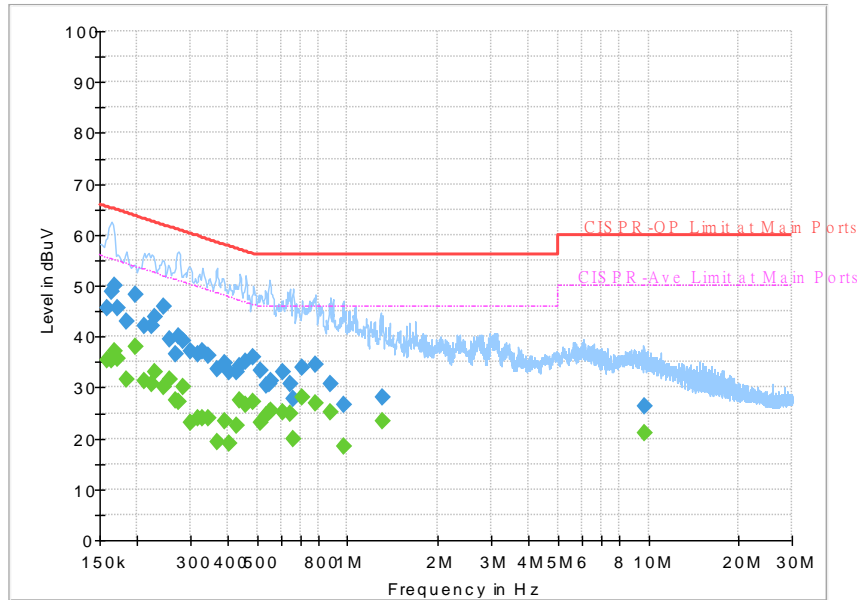


Final Result

Frequency (MHz)	QuasiPeak (dBuV)	CAverage (dBuV)	Limit (dBuV)	Margin (dB)	Line	Filter	Corr. (dB)
0.159000	---	35.32	55.52	20.20	N	OFF	19.5
0.159000	45.63	---	65.52	19.89	N	OFF	19.5
0.163500	---	35.43	55.28	19.85	N	OFF	19.5
0.163500	48.90	---	65.28	16.38	N	OFF	19.5
0.168000	---	37.10	55.06	17.96	N	OFF	19.5
0.168000	49.91	---	65.06	15.15	N	OFF	19.5
0.172500	---	35.77	54.84	19.07	N	OFF	19.5
0.172500	45.61	---	64.84	19.23	N	OFF	19.5
0.183750	---	31.59	54.31	22.72	N	OFF	19.5
0.183750	43.10	---	64.31	21.21	N	OFF	19.5
0.197250	---	38.07	53.73	15.66	N	OFF	19.5
0.197250	48.17	---	63.73	15.56	N	OFF	19.5
0.210750	---	31.14	53.18	22.04	N	OFF	19.5
0.210750	41.96	---	63.18	21.22	N	OFF	19.5
0.224250	---	30.79	52.66	21.87	N	OFF	19.5
0.224250	42.13	---	62.66	20.53	N	OFF	19.5
0.228750	---	32.92	52.50	19.58	N	OFF	19.5
0.228750	44.00	---	62.50	18.50	N	OFF	19.5
0.244500	---	30.01	51.94	21.93	N	OFF	19.5
0.244500	46.04	---	61.94	15.90	N	OFF	19.5
0.255750	---	31.57	51.57	20.00	N	OFF	19.5
0.255750	39.59	---	61.57	21.98	N	OFF	19.5
0.269250	---	27.44	51.14	23.70	N	OFF	19.5
0.269250	36.41	---	61.14	24.73	N	OFF	19.5



Test Engineer :	Jimmy Chang	Temperature :	24~26°C
		Relative Humidity :	51~53%
Test Voltage :	120Vac / 60Hz	Phase :	Neutral

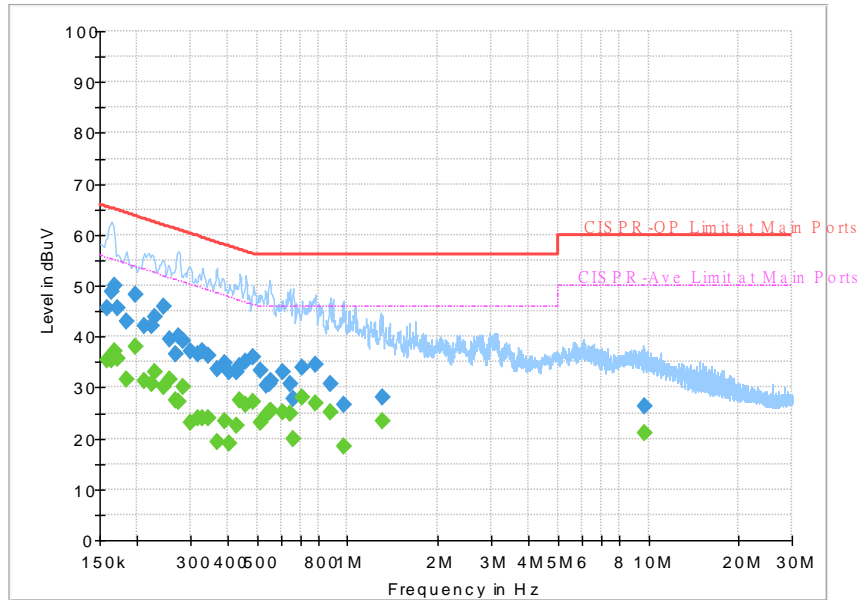


Final Result

Frequency (MHz)	QuasiPeak (dBuV)	CAverage (dBuV)	Limit (dBuV)	Margin (dB)	Line	Filter	Corr. (dB)
0.273750	---	27.18	51.00	23.82	N	OFF	19.5
0.273750	39.99	---	61.00	21.01	N	OFF	19.5
0.285000	---	30.03	50.67	20.64	N	OFF	19.5
0.285000	39.18	---	60.67	21.49	N	OFF	19.5
0.300750	---	23.12	50.22	27.10	N	OFF	19.5
0.300750	37.02	---	60.22	23.20	N	OFF	19.5
0.316500	---	23.93	49.80	25.87	N	OFF	19.5
0.316500	36.43	---	59.80	23.37	N	OFF	19.5
0.330000	---	24.00	49.45	25.45	N	OFF	19.5
0.330000	37.25	---	59.45	22.20	N	OFF	19.5
0.343500	---	23.84	49.12	25.28	N	OFF	19.5
0.343500	36.22	---	59.12	22.90	N	OFF	19.5
0.368250	---	19.23	48.54	29.31	N	OFF	19.5
0.368250	33.53	---	58.54	25.01	N	OFF	19.5
0.388500	---	23.40	48.10	24.70	N	OFF	19.5
0.388500	34.94	---	58.10	23.16	N	OFF	19.5
0.406500	---	18.92	47.72	28.80	N	OFF	19.5
0.406500	32.91	---	57.72	24.81	N	OFF	19.5
0.426750	---	22.54	47.32	24.78	N	OFF	19.5
0.426750	33.03	---	57.32	24.29	N	OFF	19.5
0.440250	---	27.45	47.06	19.61	N	OFF	19.5
0.440250	34.15	---	57.06	22.91	N	OFF	19.5
0.460500	---	26.48	46.68	20.20	N	OFF	19.5
0.460500	35.03	---	56.68	21.65	N	OFF	19.5



Test Engineer :	Jimmy Chang	Temperature :	24~26°C
		Relative Humidity :	51~53%
Test Voltage :	120Vac / 60Hz	Phase :	Neutral



Final Result

Frequency (MHz)	QuasiPeak (dBuV)	CAverage (dBuV)	Limit (dBuV)	Margin (dB)	Line	Filter	Corr. (dB)
0.485250	---	27.13	46.25	19.12	N	OFF	19.5
0.485250	35.84	---	56.25	20.41	N	OFF	19.5
0.514500	---	23.24	46.00	22.76	N	OFF	19.5
0.514500	33.47	---	56.00	22.53	N	OFF	19.5
0.534750	---	24.47	46.00	21.53	N	OFF	19.5
0.534750	30.36	---	56.00	25.64	N	OFF	19.5
0.550500	---	25.05	46.00	20.95	N	OFF	19.5
0.550500	30.68	---	56.00	25.32	N	OFF	19.5
0.555000	---	25.31	46.00	20.69	N	OFF	19.5
0.555000	31.28	---	56.00	24.72	N	OFF	19.5
0.609000	---	25.01	46.00	20.99	N	OFF	19.5
0.609000	33.01	---	56.00	22.99	N	OFF	19.5
0.642750	---	24.72	46.00	21.28	N	OFF	19.5
0.642750	30.63	---	56.00	25.37	N	OFF	19.5
0.660750	---	20.00	46.00	26.00	N	OFF	19.5
0.660750	27.73	---	56.00	28.27	N	OFF	19.5
0.708000	---	28.21	46.00	17.79	N	OFF	19.5
0.708000	34.00	---	56.00	22.00	N	OFF	19.5
0.782250	---	26.92	46.00	19.08	N	OFF	19.5
0.782250	34.54	---	56.00	21.46	N	OFF	19.5
0.874500	---	25.21	46.00	20.79	N	OFF	19.5
0.874500	30.71	---	56.00	25.29	N	OFF	19.5
0.966750	---	18.41	46.00	27.59	N	OFF	19.5
0.966750	26.72	---	56.00	29.28	N	OFF	19.5
1.304250	---	23.30	46.00	22.70	N	OFF	19.5
1.304250	28.18	---	56.00	27.82	N	OFF	19.5
9.656250	---	21.04	50.00	28.96	N	OFF	19.7
9.656250	26.40	---	60.00	33.60	N	OFF	19.7



## Appendix B. Radiated Spurious Emission

Test Engineer :	Alex Jheng, Fu Chen, and Wilson Wu	Temperature :	24.5~25.3°C
		Relative Humidity :	49~53%

<CDD Mode>

2.4GHz 2400~2483.5MHz

WIFI 802.11b (Band Edge @ 3m)

WIFI Ant. 1	Note	Frequency ( MHz )	Level ( dBμV/m )	Over Limit ( dB )	Limit Line ( dBμV/m )	Read Level ( dBμV )	Antenna Factor ( dB/m )	Path Loss ( dB )	Preamp Factor ( dB )	Ant Pos ( cm )	Table Pos ( deg )	Peak Avg. ( P/A )	Pol. ( H/V )	
802.11b CH 01 2412MHz		2388.54	55.22	-18.78	74	42.39	27.23	15.5	29.9	370	322	P	H	
		2388.75	46.82	-7.18	54	33.99	27.23	15.5	29.9	370	322	A	H	
	*	2412	111.32	-	-	98.41	27.28	15.52	29.89	370	322	P	H	
	*	2412	108.1	-	-	95.19	27.28	15.52	29.89	370	322	A	H	
													H	
			2388.645	56.17	-17.83	74	43.34	27.23	15.5	29.9	100	354	P	V
			2387.91	48.96	-5.04	54	36.13	27.23	15.5	29.9	100	354	A	V
	*		2412	112.97	-	-	100.06	27.28	15.52	29.89	100	354	P	V
	*		2412	109.81	-	-	96.9	27.28	15.52	29.89	100	354	A	V
														V
802.11b CH 06 2437MHz		2341.78	53.04	-20.96	74	40.4	27.1	15.45	29.91	356	323	P	H	
		2388.96	42.59	-11.41	54	29.76	27.23	15.5	29.9	356	323	A	H	
	*	2437	111.67	-	-	98.64	27.37	15.55	29.89	356	323	P	H	
	*	2437	108.41	-	-	95.38	27.37	15.55	29.89	356	323	A	H	
			2486.91	56.68	-17.32	74	43.49	27.46	15.61	29.88	356	323	P	H
			2484.88	43.56	-10.44	54	30.38	27.46	15.6	29.88	356	323	A	H
			2319.1	53.45	-20.55	74	40.89	27.05	15.42	29.91	165	357	P	V
			2389.8	42.82	-11.18	54	29.98	27.23	15.5	29.89	165	357	A	V
	*		2437	113.63	-	-	100.6	27.37	15.55	29.89	165	357	P	V
	*		2437	110.51	-	-	97.48	27.37	15.55	29.89	165	357	A	V
			2485.79	54.87	-19.13	74	41.69	27.46	15.6	29.88	165	357	P	V
		2484.6	43.52	-10.48	54	30.34	27.46	15.6	29.88	165	357	A	V	



<b>802.11b</b> <b>CH 11</b> <b>2462MHz</b>	*	2462	113.94	-	-	100.83	27.41	15.58	29.88	399	322	P	H
	*	2462	110.8	-	-	97.69	27.41	15.58	29.88	399	322	A	H
		2484.68	59.97	-14.03	74	46.79	27.46	15.6	29.88	399	322	P	H
		2484.68	45.18	-8.82	54	32	27.46	15.6	29.88	399	322	A	H
													H
													H
	*	2462	113.87	-	-	100.76	27.41	15.58	29.88	117	354	P	V
	*	2462	110.75	-	-	97.64	27.41	15.58	29.88	117	354	A	V
		2485	60.97	-13.03	74	47.79	27.46	15.6	29.88	117	354	P	V
		2484.6	46.11	-7.89	54	32.93	27.46	15.6	29.88	117	354	A	V
													V
													V
<b>Remark</b>	1. No other spurious found. 2. All results are PASS against Peak and Average limit line.												



**2.4GHz 2400~2483.5MHz  
WIFI 802.11b (Harmonic @ 3m)**

WIFI Ant.	Note	Frequency	Level	Over Limit	Limit Line	Read Level	Antenna Factor	Path Loss	Preamp Factor	Ant Pos	Table Pos	Peak Avg.	Pol.	
1		( MHz )	( dBμV/m )	( dB )	( dBμV/m )	( dBμV )	( dB/m )	( dB )	( dB )	( cm )	( deg )	( P/A )	( H/V )	
802.11b CH 01 2412MHz		4824	41.12	-32.88	74	59.19	31.26	8.22	57.55	100	0	P	H	
													H	
													H	
													H	
			4824	42.67	-31.33	74	60.74	31.26	8.22	57.55	100	0	P	V
														V
														V
802.11b CH 06 2437MHz		4874	41.31	-32.69	74	58.96	31.36	8.44	57.45	100	0	P	H	
		7311	47.73	-26.27	74	58.14	36.18	10.68	57.27	100	0	P	H	
													H	
													H	
			4874	44.24	-29.76	74	61.89	31.36	8.44	57.45	100	0	P	V
			7311	44.49	-29.51	74	54.9	36.18	10.68	57.27	100	0	P	V
														V
802.11b CH 11 2462MHz		4924	43.6	-30.4	74	60.81	31.46	8.68	57.35	100	0	P	H	
		7386	47.39	-26.61	74	57.71	36.37	10.67	57.36	100	0	P	H	
													H	
													H	
			4924	44.69	-29.31	74	61.9	31.46	8.68	57.35	100	0	P	V
			7386	44.56	-29.44	74	54.88	36.37	10.67	57.36	100	0	P	V
														V
Remark	1. No other spurious found.													
	2. All results are PASS against Peak and Average limit line.													



**2.4GHz 2400~2483.5MHz  
WIFI 802.11g (Band Edge @ 3m)**

WIFI Ant.	Note	Frequency ( MHz )	Level ( dBµV/m )	Over Limit ( dB )	Limit Line ( dBµV/m )	Read Level ( dBµV )	Antenna Factor ( dB/m )	Path Loss ( dB )	Preamp Factor ( dB )	Ant Pos ( cm )	Table Pos ( deg )	Peak Avg. (P/A)	Pol. (H/V)	
802.11g CH 01 2412MHz		2389.905	56.69	-17.31	74	43.85	27.23	15.5	29.89	325	336	P	H	
		2390	47.65	-6.35	54	34.81	27.23	15.5	29.89	325	336	A	H	
	*	2412	110.71	-	-	97.8	27.28	15.52	29.89	325	336	P	H	
	*	2412	102.19	-	-	89.28	27.28	15.52	29.89	325	336	A	H	
													H	
													H	
			2390	58.02	-15.98	74	45.18	27.23	15.5	29.89	130	0	P	V
			2390	48.79	-5.21	54	35.95	27.23	15.5	29.89	130	0	A	V
		*	2412	110.98	-	-	98.07	27.28	15.52	29.89	130	0	P	V
		*	2412	102.6	-	-	89.69	27.28	15.52	29.89	130	0	A	V
														V
														V
802.11g CH 06 2437MHz		2384.48	53.59	-20.41	74	40.81	27.19	15.49	29.9	361	323	P	H	
		2389.94	43.55	-10.45	54	30.71	27.23	15.5	29.89	361	323	A	H	
	*	2437	110.24	-	-	97.21	27.37	15.55	29.89	361	323	P	H	
	*	2437	102.14	-	-	89.11	27.37	15.55	29.89	361	323	A	H	
			2485.79	59.27	-14.73	74	46.09	27.46	15.6	29.88	361	323	P	H
			2483.83	45.63	-8.37	54	32.45	27.46	15.6	29.88	361	323	A	H
			2389.8	55.4	-18.6	74	42.56	27.23	15.5	29.89	162	360	P	V
			2389.38	44.31	-9.69	54	31.48	27.23	15.5	29.9	162	360	A	V
		*	2437	111.96	-	-	98.93	27.37	15.55	29.89	162	360	P	V
		*	2437	104.24	-	-	91.21	27.37	15.55	29.89	162	360	A	V
			2484.81	58.65	-15.35	74	45.47	27.46	15.6	29.88	162	360	P	V
			2483.62	45.73	-8.27	54	32.55	27.46	15.6	29.88	162	360	A	V



<b>802.11g</b> <b>CH 11</b> <b>2462MHz</b>	*	2462	107.52	-	-	94.41	27.41	15.58	29.88	400	350	P	H
	*	2462	99.19	-	-	86.08	27.41	15.58	29.88	400	350	A	H
		2484.12	59.65	-14.35	74	46.47	27.46	15.6	29.88	400	350	P	H
		2483.52	48.15	-5.85	54	34.97	27.46	15.6	29.88	400	350	A	H
													H
													H
	*	2462	110.35	-	-	97.24	27.41	15.58	29.88	151	360	P	V
	*	2462	102.11	-	-	89	27.41	15.58	29.88	151	360	A	V
		2483.64	64.71	-9.29	74	51.53	27.46	15.6	29.88	151	360	P	V
		2483.6	51.75	-2.25	54	38.57	27.46	15.6	29.88	151	360	A	V
													V
													V
<b>Remark</b>	1. No other spurious found. 2. All results are PASS against Peak and Average limit line.												





2.4GHz 2400~2483.5MHz  
WIFI 802.11g (Harmonic @ 3m)

WIFI Ant.	Note	Frequency	Level	Over Limit	Limit Line	Read Level	Antenna Factor	Path Loss	Preamp Factor	Ant Pos	Table Pos	Peak Avg.	Pol.	
1		( MHz )	( dBμV/m )	( dB )	( dBμV/m )	( dBμV )	( dB/m )	( dB )	( dB )	( cm )	( deg )	( P/A )	( H/V )	
802.11g CH 01 2412MHz		4824	35.87	-38.13	74	53.94	31.26	8.22	57.55	100	0	P	H	
													H	
													H	
													H	
			4824	36.42	-37.58	74	54.49	31.26	8.22	57.55	100	0	P	V
														V
														V
802.11g CH 06 2437MHz		4874	36.71	-37.29	74	54.36	31.36	8.44	57.45	100	0	P	H	
		7311	42.84	-31.16	74	53.25	36.18	10.68	57.27	100	0	P	H	
													H	
													H	
			4874	38.44	-35.56	74	56.09	31.36	8.44	57.45	100	0	P	V
			7311	42.17	-31.83	74	52.58	36.18	10.68	57.27	100	0	P	V
														V
802.11g CH 11 2462MHz		4924	36.16	-37.84	74	53.37	31.46	8.68	57.35	100	0	P	H	
		7386	43.21	-30.79	74	53.53	36.37	10.67	57.36	100	0	P	H	
													H	
													H	
			4924	38.39	-35.61	74	55.6	31.46	8.68	57.35	100	0	P	V
			7386	42.91	-31.09	74	53.23	36.37	10.67	57.36	100	0	P	V
														V
Remark	1. No other spurious found.													
	2. All results are PASS against Peak and Average limit line.													



**2.4GHz 2400~2483.5MHz  
WIFI 802.11n HT20 (Band Edge @ 3m)**

WIFI Ant.	Note	Frequency	Level	Over Limit	Limit Line	Read Level	Antenna Factor	Path Loss	Preamp Factor	Ant Pos	Table Pos	Peak Avg.	Pol.	
1		( MHz )	( dBμV/m )	( dB )	( dBμV/m )	( dBμV )	( dB/m )	( dB )	( dB )	( cm )	( deg )	( P/A )	( H/V )	
802.11n HT20 CH 01 2412MHz		2390	57.29	-16.71	74	44.45	27.23	15.5	29.89	371	322	P	H	
		2390	47.52	-6.48	54	34.68	27.23	15.5	29.89	371	322	A	H	
	*	2412	108.87	-	-	95.96	27.28	15.52	29.89	371	322	P	H	
	*	2412	100.66	-	-	87.75	27.28	15.52	29.89	371	322	A	H	
													H	
														H
			2389.8	60.81	-13.19	74	47.97	27.23	15.5	29.89	174	12	P	V
			2390	50.8	-3.2	54	37.96	27.23	15.5	29.89	174	12	A	V
		*	2412	111.48	-	-	98.57	27.28	15.52	29.89	174	12	P	V
		*	2412	103.08	-	-	90.17	27.28	15.52	29.89	174	12	A	V
													V	
													V	
802.11n HT20 CH 06 2437MHz		2378.18	53.79	-20.21	74	41.01	27.19	15.49	29.9	359	325	P	H	
		2389.94	44.49	-9.51	54	31.65	27.23	15.5	29.89	359	325	A	H	
	*	2437	113.1	-	-	100.07	27.37	15.55	29.89	359	325	P	H	
	*	2437	104.98	-	-	91.95	27.37	15.55	29.89	359	325	A	H	
			2485.79	60.83	-13.17	74	47.65	27.46	15.6	29.88	359	325	P	H
			2483.5	49.2	-4.8	54	36.02	27.46	15.6	29.88	359	325	A	H
			2389.94	56.67	-17.33	74	43.83	27.23	15.5	29.89	162	11	P	V
			2389.94	46.65	-7.35	54	33.81	27.23	15.5	29.89	162	11	A	V
		*	2437	114.64	-	-	101.61	27.37	15.55	29.89	162	11	P	V
		*	2437	106.57	-	-	93.54	27.37	15.55	29.89	162	11	A	V
		2484.32	59.54	-14.46	74	46.36	27.46	15.6	29.88	162	11	P	V	
		2483.69	48.37	-5.63	54	35.19	27.46	15.6	29.88	162	11	A	V	



802.11n HT20 CH 11 2462MHz	*	2462	110.43	-	-	97.32	27.41	15.58	29.88	400	323	P	H
	*	2462	102.18	-	-	89.07	27.41	15.58	29.88	400	323	A	H
		2484.2	62.43	-11.57	74	49.25	27.46	15.6	29.88	400	323	P	H
		2483.6	51.43	-2.57	54	38.25	27.46	15.6	29.88	400	323	A	H
													H
													H
	*	2462	110.26	-	-	97.15	27.41	15.58	29.88	109	10	P	V
	*	2462	102.06	-	-	88.95	27.41	15.58	29.88	109	10	A	V
		2484.68	63.27	-10.73	74	50.09	27.46	15.6	29.88	109	10	P	V
		2483.52	52.45	-1.55	54	39.27	27.46	15.6	29.88	109	10	A	V
												V	
												V	
<b>Remark</b>	<ol style="list-style-type: none"> <li>No other spurious found.</li> <li>All results are PASS against Peak and Average limit line.</li> </ol>												



**2.4GHz 2400~2483.5MHz  
WIFI 802.11n HT20 (Harmonic @ 3m)**

WIFI Ant.	Note	Frequency	Level	Over Limit	Limit Line	Read Level	Antenna Factor	Path Loss	Preamp Factor	Ant Pos	Table Pos	Peak Avg.	Pol.	
1		( MHz )	( dBμV/m )	( dB )	( dBμV/m )	( dBμV )	( dB/m )	( dB )	( dB )	( cm )	( deg )	( P/A )	( H/V )	
802.11n HT20 CH 01 2412MHz		4824	35.71	-38.29	74	53.78	31.26	8.22	57.55	100	0	P	H	
													H	
													H	
													H	
			4824	36.84	-37.16	74	54.91	31.26	8.22	57.55	100	0	P	V
														V
														V
802.11n HT20 CH 06 2437MHz		4874	37.88	-36.12	74	55.53	31.36	8.44	57.45	100	0	P	H	
		7311	44.59	-29.41	74	55	36.18	10.68	57.27	100	0	P	H	
													H	
													H	
			4874	41.22	-32.78	74	58.87	31.36	8.44	57.45	100	0	P	V
			7311	42.64	-31.36	74	53.05	36.18	10.68	57.27	100	0	P	V
														V
802.11n HT20 CH 11 2462MHz		4924	36.54	-37.46	74	53.75	31.46	8.68	57.35	100	0	P	H	
		7386	45.39	-28.61	74	55.71	36.37	10.67	57.36	100	0	P	H	
													H	
													H	
			4924	38.49	-35.51	74	55.7	31.46	8.68	57.35	100	0	P	V
			7386	43.19	-30.81	74	53.51	36.37	10.67	57.36	100	0	P	V
														V
Remark	1. No other spurious found.													
	2. All results are PASS against Peak and Average limit line.													



**2.4GHz 2400~2483.5MHz  
WIFI 802.11n HT40 (Band Edge @ 3m)**

WIFI Ant.	Note	Frequency ( MHz )	Level ( dBμV/m )	Over Limit ( dB )	Limit Line ( dBμV/m )	Read Level ( dBμV )	Antenna Factor ( dB/m )	Path Loss ( dB )	Preamp Factor ( dB )	Ant Pos ( cm )	Table Pos ( deg )	Peak Avg. (P/A)	Pol. (H/V)
802.11n HT40 CH 03 2422MHz		2389.94	56.34	-17.66	74	43.5	27.23	15.5	29.89	400	314	P	H
		2389.66	47.11	-6.89	54	34.28	27.23	15.5	29.9	400	314	A	H
	*	2422	102.49	-	-	89.53	27.32	15.53	29.89	400	314	P	H
	*	2422	94.39	-	-	81.43	27.32	15.53	29.89	400	314	A	H
		2483.97	57.47	-16.53	74	44.29	27.46	15.6	29.88	400	314	P	H
		2485.3	46.32	-7.68	54	33.14	27.46	15.6	29.88	400	314	A	H
		2389.94	61.07	-12.93	74	48.23	27.23	15.5	29.89	175	13	P	V
		2389.52	52.32	-1.68	54	39.49	27.23	15.5	29.9	175	13	A	V
	*	2422	107.08	-	-	94.12	27.32	15.53	29.89	175	13	P	V
	*	2422	98.95	-	-	85.99	27.32	15.53	29.89	175	13	A	V
		2484.04	58.26	-15.74	74	45.08	27.46	15.6	29.88	175	13	P	V
		2483.62	46.79	-7.21	54	33.61	27.46	15.6	29.88	175	13	A	V
802.11n HT40 CH 06 2437MHz		2389.38	54.62	-19.38	74	41.79	27.23	15.5	29.9	400	316	P	H
		2389.66	46.22	-7.78	54	33.39	27.23	15.5	29.9	400	316	A	H
	*	2437	104.98	-	-	91.95	27.37	15.55	29.89	400	316	P	H
	*	2437	97.28	-	-	84.25	27.37	15.55	29.89	400	316	A	H
		2483.69	62.9	-11.1	74	49.72	27.46	15.6	29.88	400	316	P	H
		2483.55	52.35	-1.65	54	39.17	27.46	15.6	29.88	400	316	A	H
		2389.52	59.03	-14.97	74	46.2	27.23	15.5	29.9	161	357	P	V
		2389.94	48.93	-5.07	54	36.09	27.23	15.5	29.89	161	357	A	V
	*	2437	107.09	-	-	94.06	27.37	15.55	29.89	161	357	P	V
	*	2437	99.21	-	-	86.18	27.37	15.55	29.89	161	357	A	V
		2484.74	63.92	-10.08	74	50.74	27.46	15.6	29.88	161	357	P	V
		2483.55	52.62	-1.38	54	39.44	27.46	15.6	29.88	161	357	A	V



<b>802.11n</b> <b>HT40</b> <b>CH 09</b> <b>2452MHz</b>		2321.48	53.98	-20.02	74	41.42	27.05	15.42	29.91	400	324	P	H
		2380.28	44.37	-9.63	54	31.59	27.19	15.49	29.9	400	324	A	H
	*	2452	101.62	-	-	88.56	27.37	15.57	29.88	400	324	P	H
	*	2452	93.58	-	-	80.52	27.37	15.57	29.88	400	324	A	H
		2483.62	59.08	-14.92	74	45.9	27.46	15.6	29.88	400	324	P	H
		2483.69	50.62	-3.38	54	37.44	27.46	15.6	29.88	400	324	A	H
		2368.24	54.22	-19.78	74	41.5	27.14	15.48	29.9	193	350	P	V
		2388.68	44.22	-9.78	54	31.39	27.23	15.5	29.9	193	350	A	V
	*	2452	102.74	-	-	89.68	27.37	15.57	29.88	193	350	P	V
	*	2452	94.76	-	-	81.7	27.37	15.57	29.88	193	350	A	V
		2483.5	61.12	-12.88	74	47.94	27.46	15.6	29.88	193	350	P	V
	2483.9	52.16	-1.84	54	38.98	27.46	15.6	29.88	193	350	A	V	
<b>Remark</b>	1. No other spurious found. 2. All results are PASS against Peak and Average limit line.												



**2.4GHz 2400~2483.5MHz  
WIFI 802.11n HT40 (Harmonic @ 3m)**

WIFI Ant.	Note	Frequency	Level	Over Limit	Limit Line	Read Level	Antenna Factor	Path Loss	Preamp Factor	Ant Pos	Table Pos	Peak Avg.	Pol.
1		( MHz )	( dBμV/m )	( dB )	( dBμV/m )	( dBμV )	( dB/m )	( dB )	( dB )	( cm )	( deg )	( P/A )	( H/V )
802.11n HT40 CH 03 2422MHz		4844	35.06	-38.94	74	52.97	31.29	8.31	57.51	100	0	P	H
		7266	42.75	-31.25	74	53.18	36.11	10.68	57.22	100	0	P	H
													H
													H
		4844	35.16	-38.84	74	53.07	31.29	8.31	57.51	100	0	P	V
		7266	43.93	-30.07	74	54.36	36.11	10.68	57.22	100	0	P	V
													V
													V
802.11n HT40 CH 06 2437MHz		4874	36.62	-37.38	74	54.27	31.36	8.44	57.45	100	0	P	H
		7311	43.47	-30.53	74	53.88	36.18	10.68	57.27	100	0	P	H
													H
													H
		4874	36.12	-37.88	74	53.77	31.36	8.44	57.45	100	0	P	V
		7311	43.29	-30.71	74	53.7	36.18	10.68	57.27	100	0	P	V
													V
													V
802.11n HT40 CH 09 2452MHz		4904	36.2	-37.8	74	53.58	31.43	8.58	57.39	100	0	P	H
		7356	42.47	-31.53	74	52.83	36.3	10.67	57.33	100	0	P	H
													H
													H
		4904	36.29	-37.71	74	53.67	31.43	8.58	57.39	100	0	P	V
		7356	42.31	-31.69	74	52.67	36.3	10.67	57.33	100	0	P	V
													V
													V
Remark	1. No other spurious found. 2. All results are PASS against Peak and Average limit line.												



2.4GHz 2400~2483.5MHz

Emission below 1GHz

2.4GHz WIFI 802.11n HT40 (LF)

WIFI	Note	Frequency	Level	Over	Limit	Read	Antenna	Path	Preamp	Ant	Table	Peak	Pol.	
Ant.				Limit	Line	Level	Factor	Loss	Factor	Pos	Pos	Avg.		
1		( MHz )	( dBµV/m )	( dB )	( dBµV/m )	( dBµV )	( dB/m )	( dB )	( dB )	( cm )	( deg )	( P/A )	( H/V )	
2.4GHz 802.11n HT40 LF		130.44	28.4	-15.1	43.5	41.8	17.37	1.42	32.19	-	-	P	H	
		208.2	24.53	-18.97	43.5	39.81	15.1	1.76	32.14	-	-	P	H	
		289.2	31.09	-14.91	46	42.27	18.91	2.06	32.15	-	-	P	H	
		483.4	26.77	-19.23	46	32.65	23.66	2.63	32.17	-	-	P	H	
		702.5	31.19	-14.81	46	33.48	26.65	3.14	32.08	-	-	P	H	
		958	34.09	-11.91	46	30.5	30.8	3.71	30.92	100	0	P	H	
														H
														H
														H
														H
														H
														H
			32.16	26.34	-13.66	40	34.66	23.22	0.75	32.29	-	-	P	V
			58.62	25.99	-14.01	40	45.41	11.88	0.98	32.28	-	-	P	V
			115.86	27.97	-15.53	43.5	41.73	17.06	1.38	32.2	-	-	P	V
			748.7	30.67	-15.33	46	31.51	27.92	3.23	31.99	-	-	P	V
			885.9	36.79	-9.21	46	35.66	29.07	3.54	31.48	100	0	P	V
			965.7	34.01	-19.99	54	30.33	30.82	3.71	30.85	-	-	P	V
														V
														V
													V	
													V	
													V	
Remark	1. No other spurious found. 2. All results are PASS against limit line.													





**2.4GHz 2400~2483.5MHz  
WIFI 802.11b (Band Edge @ 3m)**

WIFI	Note	Frequency	Level	Over	Limit	Read	Antenna	Path	Preamp	Ant	Table	Peak	Pol.	
Ant.				Limit	Line	Level	Factor	Loss	Factor	Pos	Pos	Avg.		
2		( MHz )	( dBµV/m )	( dB )	( dBµV/m )	( dBµV )	( dB/m )	( dB )	( dB )	( cm )	( deg )	(P/A)	(H/V)	
802.11b CH 01 2412MHz		2389.38	55.8	-18.2	74	42.97	27.23	15.5	29.9	397	287	P	H	
		2389.17	46.76	-7.24	54	33.93	27.23	15.5	29.9	397	287	A	H	
	*	2412	108.19	-	-	95.28	27.28	15.52	29.89	397	287	P	H	
	*	2412	105.04	-	-	92.13	27.28	15.52	29.89	397	287	A	H	
													H	
													H	
			2389.59	58.5	-15.5	74	45.67	27.23	15.5	29.9	102	347	P	V
			2389.275	50.89	-3.11	54	38.06	27.23	15.5	29.9	102	347	A	V
	*		2412	112.46	-	-	99.55	27.28	15.52	29.89	102	347	P	V
	*		2412	109.32	-	-	96.41	27.28	15.52	29.89	102	347	A	V
													V	
													V	
802.11b CH 06 2437MHz		2328.62	53.94	-20.06	74	41.37	27.05	15.43	29.91	399	296	P	H	
		2389.94	42.56	-11.44	54	29.72	27.23	15.5	29.89	399	296	A	H	
	*	2437	108.63	-	-	95.6	27.37	15.55	29.89	399	296	P	H	
	*	2437	105.37	-	-	92.34	27.37	15.55	29.89	399	296	A	H	
			2490.48	53.9	-20.1	74	40.67	27.5	15.61	29.88	399	296	P	H
			2499.72	42.89	-11.11	54	29.64	27.5	15.62	29.87	399	296	A	H
			2319.66	54.44	-19.56	74	41.88	27.05	15.42	29.91	137	354	P	V
			2389.8	42.66	-11.34	54	29.82	27.23	15.5	29.89	137	354	A	V
	*		2437	109.71	-	-	96.68	27.37	15.55	29.89	137	354	P	V
	*		2437	106.42	-	-	93.39	27.37	15.55	29.89	137	354	A	V
			2484.67	53.57	-20.43	74	40.39	27.46	15.6	29.88	137	354	P	V
			2483.5	43.17	-10.83	54	29.99	27.46	15.6	29.88	137	354	A	V



<b>802.11b</b> <b>CH 11</b> <b>2462MHz</b>	*	2462	102.86	-	-	89.75	27.41	15.58	29.88	399	336	P	H
	*	2462	99.75	-	-	86.64	27.41	15.58	29.88	399	336	A	H
		2486.6	55.11	-18.89	74	41.92	27.46	15.61	29.88	399	336	P	H
		2484.6	45.52	-8.48	54	32.34	27.46	15.6	29.88	399	336	A	H
													H
													H
	*	2462	108.99	-	-	95.88	27.41	15.58	29.88	103	358	P	V
	*	2462	105.83	-	-	92.72	27.41	15.58	29.88	103	358	A	V
		2485.08	58.87	-15.13	74	45.69	27.46	15.6	29.88	103	358	P	V
		2484.72	52.72	-1.28	54	39.54	27.46	15.6	29.88	103	358	A	V
													V
													V
<b>Remark</b>	1. No other spurious found. 2. All results are PASS against Peak and Average limit line.												



2.4GHz 2400~2483.5MHz  
WIFI 802.11b (Harmonic @ 3m)

WIFI Ant.	Note	Frequency	Level	Over Limit	Limit Line	Read Level	Antenna Factor	Path Loss	Preamp Factor	Ant Pos	Table Pos	Peak Avg.	Pol.	
2		( MHz )	( dBμV/m )	( dB )	( dBμV/m )	( dBμV )	( dB/m )	( dB )	( dB )	( cm )	( deg )	( P/A )	( H/V )	
802.11b CH 01 2412MHz		4824	41.4	-32.6	74	59.47	31.26	8.22	57.55	100	0	P	H	
													H	
													H	
													H	
			4824	46.14	-27.86	74	64.21	31.26	8.22	57.55	100	0	P	V
														V
														V
802.11b CH 06 2437MHz		4874	40.13	-33.87	74	57.78	31.36	8.44	57.45	100	0	P	H	
		7311	47.25	-26.75	74	57.66	36.18	10.68	57.27	100	0	P	H	
													H	
													H	
			4874	40.18	-33.82	74	57.83	31.36	8.44	57.45	100	0	P	V
			7311	44.23	-29.77	74	54.64	36.18	10.68	57.27	100	0	P	V
														V
802.11b CH 11 2462MHz		4924	42.79	-31.21	74	60	31.46	8.68	57.35	100	0	P	H	
		7386	48.54	-25.46	74	58.86	36.37	10.67	57.36	100	0	P	H	
													H	
													H	
			4924	45.15	-28.85	74	62.36	31.46	8.68	57.35	100	0	P	V
			7386	44.85	-29.15	74	55.17	36.37	10.67	57.36	100	0	P	V
														V
Remark	1. No other spurious found.													
	2. All results are PASS against Peak and Average limit line.													



**2.4GHz 2400~2483.5MHz  
WIFI 802.11g (Band Edge @ 3m)**

WIFI Ant.	Note	Frequency	Level	Over Limit	Limit Line	Read Level	Antenna Factor	Path Loss	Preamp Factor	Ant Pos	Table Pos	Peak Avg.	Pol.	
2		( MHz )	( dBμV/m )	( dB )	( dBμV/m )	( dBμV )	( dB/m )	( dB )	( dB )	( cm )	( deg )	( P/A )	( H/V )	
802.11g CH 01 2412MHz		2390	58.55	-15.45	74	45.71	27.23	15.5	29.89	400	301	P	H	
		2390	46.89	-7.11	54	34.05	27.23	15.5	29.89	400	301	A	H	
	*	2412	103.05	-	-	90.14	27.28	15.52	29.89	400	301	P	H	
	*	2412	94.57	-	-	81.66	27.28	15.52	29.89	400	301	A	H	
													H	
													H	
			2390	62	-12	74	49.16	27.23	15.5	29.89	111	357	P	V
			2390	50.58	-3.42	54	37.74	27.23	15.5	29.89	111	357	A	V
	*		2412	107.8	-	-	94.89	27.28	15.52	29.89	111	357	P	V
	*		2412	99.68	-	-	86.77	27.28	15.52	29.89	111	357	A	V
														V
														V
802.11g CH 06 2437MHz		2374.26	54.28	-19.72	74	41.51	27.19	15.48	29.9	400	297	P	H	
		2389.66	43.56	-10.44	54	30.73	27.23	15.5	29.9	400	297	A	H	
	*	2437	108.08	-	-	95.05	27.37	15.55	29.89	400	297	P	H	
	*	2437	99.78	-	-	86.75	27.37	15.55	29.89	400	297	A	H	
			2497.83	53.98	-20.02	74	40.73	27.5	15.62	29.87	400	297	P	H
			2485.93	43.8	-10.2	54	30.62	27.46	15.6	29.88	400	297	A	H
			2323.02	53.33	-20.67	74	40.76	27.05	15.43	29.91	159	10	P	V
			2384.76	43.5	-10.5	54	30.72	27.19	15.49	29.9	159	10	A	V
	*		2437	108.44	-	-	95.41	27.37	15.55	29.89	159	10	P	V
	*		2437	100.27	-	-	87.24	27.37	15.55	29.89	159	10	A	V
			2497.69	54.97	-19.03	74	41.72	27.5	15.62	29.87	159	10	P	V
			2485.65	44.67	-9.33	54	31.49	27.46	15.6	29.88	159	10	A	V



<b>802.11g</b> <b>CH 11</b> <b>2462MHz</b>	*	2462	102.73	-	-	89.62	27.41	15.58	29.88	304	38	P	H
	*	2462	95.27	-	-	82.16	27.41	15.58	29.88	304	38	A	H
		2483.8	56.24	-17.76	74	43.06	27.46	15.6	29.88	304	38	P	H
		2484.28	46.68	-7.32	54	33.5	27.46	15.6	29.88	304	38	A	H
													H
													H
	*	2462	109.12	-	-	96.01	27.41	15.58	29.88	100	357	P	V
	*	2462	100.99	-	-	87.88	27.41	15.58	29.88	100	357	A	V
		2483.6	62.03	-11.97	74	48.85	27.46	15.6	29.88	100	357	P	V
		2483.6	51.76	-2.24	54	38.58	27.46	15.6	29.88	100	357	A	V
													V
													V
<b>Remark</b>	1. No other spurious found. 2. All results are PASS against Peak and Average limit line.												



**2.4GHz 2400~2483.5MHz  
WIFI 802.11g (Harmonic @ 3m)**

WIFI Ant.	Note	Frequency	Level	Over Limit	Limit Line	Read Level	Antenna Factor	Path Loss	Preamp Factor	Ant Pos	Table Pos	Peak Avg.	Pol.	
2		( MHz )	( dBμV/m )	( dB )	( dBμV/m )	( dBμV )	( dB/m )	( dB )	( dB )	( cm )	( deg )	( P/A )	( H/V )	
802.11g CH 01 2412MHz		4824	36.29	-37.71	74	54.36	31.26	8.22	57.55	100	0	P	H	
													H	
													H	
													H	
			4824	38.55	-35.45	74	56.62	31.26	8.22	57.55	100	0	P	V
														V
														V
802.11g CH 06 2437MHz		4874	35.91	-38.09	74	53.56	31.36	8.44	57.45	100	0	P	H	
		7311	43.54	-30.46	74	53.95	36.18	10.68	57.27	100	0	P	H	
													H	
													H	
			4874	36.99	-37.01	74	54.64	31.36	8.44	57.45	100	0	P	V
			7311	42.98	-31.02	74	53.39	36.18	10.68	57.27	100	0	P	V
														V
802.11g CH 11 2462MHz		4924	36.7	-37.3	74	53.91	31.46	8.68	57.35	100	0	P	H	
		7386	42.85	-31.15	74	53.17	36.37	10.67	57.36	100	0	P	H	
													H	
													H	
			4924	36.07	-37.93	74	53.28	31.46	8.68	57.35	100	0	P	V
			7386	43.03	-30.97	74	53.35	36.37	10.67	57.36	100	0	P	V
														V
Remark	1. No other spurious found.													
	2. All results are PASS against Peak and Average limit line.													



**2.4GHz 2400~2483.5MHz  
WIFI 802.11n HT20 (Band Edge @ 3m)**

WIFI Ant.	Note	Frequency ( MHz )	Level ( dBμV/m )	Over Limit ( dB )	Limit Line ( dBμV/m )	Read Level ( dBμV )	Antenna Factor ( dB/m )	Path Loss ( dB )	Preamp Factor ( dB )	Ant Pos ( cm )	Table Pos ( deg )	Peak Avg. (P/A)	Pol. (H/V)	
802.11n HT20 CH 01 2412MHz		2389.905	56.14	-17.86	74	43.3	27.23	15.5	29.89	399	303	P	H	
		2390	47.41	-6.59	54	34.57	27.23	15.5	29.89	399	303	A	H	
	*	2412	104.59	-	-	91.68	27.28	15.52	29.89	399	303	P	H	
	*	2412	96.06	-	-	83.15	27.28	15.52	29.89	399	303	A	H	
													H	
														H
			2389.59	60.88	-13.12	74	48.05	27.23	15.5	29.9	106	355	P	V
			2390	51.68	-2.32	54	38.84	27.23	15.5	29.89	106	355	A	V
		*	2412	108.52	-	-	95.61	27.28	15.52	29.89	106	355	P	V
		*	2412	100.08	-	-	87.17	27.28	15.52	29.89	106	355	A	V
													V	
													V	
802.11n HT20 CH 06 2437MHz		2389.94	54.24	-19.76	74	41.4	27.23	15.5	29.89	399	298	P	H	
		2389.94	45.23	-8.77	54	32.39	27.23	15.5	29.89	399	298	A	H	
	*	2437	110.65	-	-	97.62	27.37	15.55	29.89	399	298	P	H	
	*	2437	101.69	-	-	88.66	27.37	15.55	29.89	399	298	A	H	
			2483.5	53.95	-20.05	74	40.77	27.46	15.6	29.88	399	298	P	H
			2485.51	44.09	-9.91	54	30.91	27.46	15.6	29.88	399	298	A	H
			2389.66	56	-18	74	43.17	27.23	15.5	29.9	100	355	P	V
			2389.8	45.98	-8.02	54	33.14	27.23	15.5	29.89	100	355	A	V
		*	2437	112.98	-	-	99.95	27.37	15.55	29.89	100	355	P	V
		*	2437	103.78	-	-	90.75	27.37	15.55	29.89	100	355	A	V
		2483.83	58.27	-15.73	74	45.09	27.46	15.6	29.88	100	355	P	V	
		2483.5	48.24	-5.76	54	35.06	27.46	15.6	29.88	100	355	A	V	



802.11n HT20 CH 11 2462MHz	*	2462	104.07	-	-	90.96	27.41	15.58	29.88	398	333	P	H
	*	2462	96.07	-	-	82.96	27.41	15.58	29.88	398	333	A	H
		2483.88	58.36	-15.64	74	45.18	27.46	15.6	29.88	398	333	P	H
		2483.56	47.1	-6.9	54	33.92	27.46	15.6	29.88	398	333	A	H
													H
													H
	*	2462	108.45	-	-	95.34	27.41	15.58	29.88	100	355	P	V
	*	2462	100.24	-	-	87.13	27.41	15.58	29.88	100	355	A	V
		2483.68	62.33	-11.67	74	49.15	27.46	15.6	29.88	100	355	P	V
		2483.52	52.25	-1.75	54	39.07	27.46	15.6	29.88	100	355	A	V
												V	
												V	
<b>Remark</b>	1. No other spurious found. 2. All results are PASS against Peak and Average limit line.												





**2.4GHz 2400~2483.5MHz  
WIFI 802.11n HT20 (Harmonic @ 3m)**

WIFI Ant.	Note	Frequency	Level	Over Limit	Limit Line	Read Level	Antenna Factor	Path Loss	Preamp Factor	Ant Pos	Table Pos	Peak Avg.	Pol.	
2		( MHz )	( dBμV/m )	( dB )	( dBμV/m )	( dBμV )	( dB/m )	( dB )	( dB )	( cm )	( deg )	( P/A )	( H/V )	
802.11n HT20 CH 01 2412MHz		4824	36.37	-37.63	74	54.44	31.26	8.22	57.55	100	0	P	H	
													H	
													H	
													H	
			4824	37.03	-36.97	74	55.1	31.26	8.22	57.55	100	0	P	V
														V
														V
802.11n HT20 CH 06 2437MHz		4874	37.11	-36.89	74	54.76	31.36	8.44	57.45	100	0	P	H	
		7311	43.04	-30.96	74	53.45	36.18	10.68	57.27	100	0	P	H	
													H	
													H	
			4874	40.11	-33.89	74	57.76	31.36	8.44	57.45	100	0	P	V
			7311	42.25	-31.75	74	52.66	36.18	10.68	57.27	100	0	P	V
														V
802.11n HT20 CH 11 2462MHz		4924	37.03	-36.97	74	54.24	31.46	8.68	57.35	100	0	P	H	
		7386	42.7	-31.3	74	53.02	36.37	10.67	57.36	100	0	P	H	
													H	
													H	
			4924	38.19	-35.81	74	55.4	31.46	8.68	57.35	100	0	P	V
			7386	42.65	-31.35	74	52.97	36.37	10.67	57.36	100	0	P	V
														V
Remark	1. No other spurious found.													
	2. All results are PASS against Peak and Average limit line.													



**2.4GHz 2400~2483.5MHz  
WIFI 802.11n HT40 (Band Edge @ 3m)**

WIFI Ant.	Note	Frequency ( MHz )	Level ( dBμV/m )	Over Limit ( dB )	Limit Line ( dBμV/m )	Read Level ( dBμV )	Antenna Factor ( dB/m )	Path Loss ( dB )	Preamp Factor ( dB )	Ant Pos ( cm )	Table Pos ( deg )	Peak Avg. (P/A)	Pol. (H/V)
802.11n HT40 CH 03 2422MHz		2389.94	56.93	-17.07	74	44.09	27.23	15.5	29.89	400	313	P	H
		2389.94	49.24	-4.76	54	36.4	27.23	15.5	29.89	400	313	A	H
	*	2422	104.14	-	-	91.18	27.32	15.53	29.89	400	313	P	H
	*	2422	96	-	-	83.04	27.32	15.53	29.89	400	313	A	H
		2483.62	53.54	-20.46	74	40.36	27.46	15.6	29.88	400	313	P	H
		2484.53	45	-9	54	31.82	27.46	15.6	29.88	400	313	A	H
		2389.52	59.51	-14.49	74	46.68	27.23	15.5	29.9	114	353	P	V
		2389.94	51.75	-2.25	54	38.91	27.23	15.5	29.89	114	353	A	V
	*	2422	106.44	-	-	93.48	27.32	15.53	29.89	114	353	P	V
	*	2422	98.69	-	-	85.73	27.32	15.53	29.89	114	353	A	V
		2484.18	59.58	-14.42	74	46.4	27.46	15.6	29.88	114	353	P	V
		2483.5	50.05	-3.95	54	36.87	27.46	15.6	29.88	114	353	A	V
802.11n HT40 CH 06 2437MHz		2390	55.01	-18.99	74	42.17	27.23	15.5	29.89	400	314	P	H
		2389.94	45.02	-8.98	54	32.18	27.23	15.5	29.89	400	314	A	H
	*	2437	100.6	-	-	87.57	27.37	15.55	29.89	400	314	P	H
	*	2437	92.1	-	-	79.07	27.37	15.55	29.89	400	314	A	H
		2484.53	53.28	-20.72	74	40.1	27.46	15.6	29.88	400	314	P	H
		2484.67	44.58	-9.42	54	31.4	27.46	15.6	29.88	400	314	A	H
		2389.38	56.8	-17.2	74	43.97	27.23	15.5	29.9	110	355	P	V
		2389.94	47.01	-6.99	54	34.17	27.23	15.5	29.89	110	355	A	V
	*	2437	102.38	-	-	89.35	27.37	15.55	29.89	110	355	P	V
	*	2437	94.27	-	-	81.24	27.37	15.55	29.89	110	355	A	V
		2484.46	59.37	-14.63	74	46.19	27.46	15.6	29.88	110	355	P	V
		2484.25	49.34	-4.66	54	36.16	27.46	15.6	29.88	110	355	A	V



<b>802.11n</b> <b>HT40</b> <b>CH 09</b> <b>2452MHz</b>		2367.12	53.53	-20.47	74	40.82	27.14	15.47	29.9	397	336	P	H
		2389.24	44.32	-9.68	54	31.49	27.23	15.5	29.9	397	336	A	H
	*	2452	100.03	-	-	86.97	27.37	15.57	29.88	397	336	P	H
	*	2452	92.21	-	-	79.15	27.37	15.57	29.88	397	336	A	H
		2484.18	55.37	-18.63	74	42.19	27.46	15.6	29.88	397	336	P	H
		2483.76	46.75	-7.25	54	33.57	27.46	15.6	29.88	397	336	A	H
		2386.44	53.67	-20.33	74	40.84	27.23	15.5	29.9	105	353	P	V
		2351.02	44.53	-9.47	54	31.88	27.1	15.46	29.91	105	353	A	V
	*	2452	103.37	-	-	90.31	27.37	15.57	29.88	105	353	P	V
	*	2452	95.39	-	-	82.33	27.37	15.57	29.88	105	353	A	V
		2483.83	60.79	-13.21	74	47.61	27.46	15.6	29.88	105	353	P	V
		2483.5	52.02	-1.98	54	38.84	27.46	15.6	29.88	105	353	P	V
<b>Remark</b>	1. No other spurious found. 2. All results are PASS against Peak and Average limit line.												



**2.4GHz 2400~2483.5MHz  
WIFI 802.11n HT40 (Harmonic @ 3m)**

WIFI Ant.	Note	Frequency	Level	Over Limit	Limit Line	Read Level	Antenna Factor	Path Loss	Preamp Factor	Ant Pos	Table Pos	Peak Avg.	Pol.
2		( MHz )	( dBμV/m )	( dB )	( dBμV/m )	( dBμV )	( dB/m )	( dB )	( dB )	( cm )	( deg )	( P/A )	( H/V )
802.11n HT40 CH 03 2422MHz		4844	36.2	-37.8	74	54.11	31.29	8.31	57.51	100	0	P	H
		7266	42.48	-31.52	74	52.91	36.11	10.68	57.22	100	0	P	H
													H
													H
		4844	36.89	-37.11	74	54.8	31.29	8.31	57.51	100	0	P	V
		7266	42.53	-31.47	74	52.96	36.11	10.68	57.22	100	0	P	V
													V
													V
802.11n HT40 CH 06 2437MHz		4874	35.83	-38.17	74	53.48	31.36	8.44	57.45	100	0	P	H
		7311	42.09	-31.91	74	52.5	36.18	10.68	57.27	100	0	P	H
													H
													H
		4874	35.26	-38.74	74	52.91	31.36	8.44	57.45	100	0	P	V
		7311	42.37	-31.63	74	52.78	36.18	10.68	57.27	100	0	P	V
													V
													V
802.11n HT40 CH 09 2452MHz		4904	36.95	-37.05	74	54.33	31.43	8.58	57.39	100	0	P	H
		7356	43.04	-30.96	74	53.4	36.3	10.67	57.33	100	0	P	H
													H
													H
		4904	35.95	-38.05	74	53.33	31.43	8.58	57.39	100	0	P	V
		7356	42.13	-31.87	74	52.49	36.3	10.67	57.33	100	0	P	V
													V
													V
Remark	1. No other spurious found. 2. All results are PASS against Peak and Average limit line.												



2.4GHz 2400~2483.5MHz

Emission below 1GHz

2.4GHz WIFI 802.11b (LF)

WIFI	Note	Frequency	Level	Over	Limit	Read	Antenna	Path	Preamp	Ant	Table	Peak	Pol.	
Ant.				Limit	Line	Level	Factor	Loss	Factor	Pos	Pos	Avg.		
2		( MHz )	( dBμV/m )	( dB )	( dBμV/m )	( dBμV )	( dB/m )	( dB )	( dB )	( cm )	( deg )	( P/A )	( H/V )	
2.4GHz 802.11b LF		30.27	22.71	-17.29	40	30.01	24.27	0.72	32.29	-	-	P	H	
		132.87	27.86	-15.64	43.5	41.01	17.61	1.43	32.19	-	-	P	H	
		291.9	33.51	-12.49	46	44.48	19.11	2.07	32.15	-	-	P	H	
		714.4	31.3	-14.7	46	33.28	26.91	3.17	32.06	-	-	P	H	
		846.7	32.09	-13.91	46	31.24	29.01	3.51	31.67	-	-	P	H	
		948.9	35.28	-10.72	46	31.99	30.57	3.71	30.99	100	0	P	H	
														H
														H
														H
														H
														H
														H
			32.16	28.22	-11.78	40	36.29	23.47	0.75	32.29	-	-	P	V
			61.59	27.73	-12.27	40	46.97	12.05	0.98	32.27	-	-	P	V
			114.78	28.3	-15.2	43.5	41.79	17.33	1.38	32.2	-	-	P	V
			762.7	30.31	-15.69	46	30.85	28.14	3.28	31.96	-	-	P	V
			871.9	32.63	-13.37	46	31.61	29.03	3.53	31.54	-	-	P	V
			958.7	35.09	-10.91	46	31.19	31.1	3.71	30.91	100	0	P	V
													V	
													V	
													V	
													V	
													V	
													V	
<b>Remark</b>	1. No other spurious found. 2. All results are PASS against limit line.													



**2.4GHz 2400~2483.5MHz**  
**WIFI 802.11b (Band Edge @ 3m)**

WIFI	Note	Frequency	Level	Over	Limit	Read	Antenna	Path	Preamp	Ant	Table	Peak	Pol.	
Ant.				Limit	Line	Level	Factor	Loss	Factor	Pos	Pos	Avg.		
1+2		( MHz )	( dBµV/m )	( dB )	( dBµV/m )	( dBµV )	( dB/m )	( dB )	( dB )	( cm )	( deg )	( P/A )	( H/V )	
802.11b CH 01 2412MHz		2388.12	58.2	-15.8	74	45.37	27.23	15.5	29.9	206	23	P	H	
		2388.12	52.11	-1.89	54	39.28	27.23	15.5	29.9	206	23	A	H	
	*	2412	112.21	-	-	99.3	27.28	15.52	29.89	206	23	P	H	
	*	2412	109.04	-	-	96.13	27.28	15.52	29.89	206	23	A	H	
													H	
														H
			2388.015	58.35	-15.65	74	45.52	27.23	15.5	29.9	324	56	P	V
			2388.015	51.51	-2.49	54	38.68	27.23	15.5	29.9	324	56	A	V
	*		2412	111.21	-	-	98.3	27.28	15.52	29.89	324	56	P	V
	*		2412	108.07	-	-	95.16	27.28	15.52	29.89	324	56	A	V
														V
														V
802.11b CH 06 2437MHz		2389.66	53.77	-20.23	74	40.94	27.23	15.5	29.9	233	24	P	H	
		2389.38	42.87	-11.13	54	30.04	27.23	15.5	29.9	233	24	A	H	
	*	2437	115.32	-	-	102.29	27.37	15.55	29.89	233	24	P	H	
	*	2437	112.34	-	-	99.31	27.37	15.55	29.89	233	24	A	H	
			2484.39	58.21	-15.79	74	45.03	27.46	15.6	29.88	233	24	P	H
			2483.5	43.39	-10.61	54	30.21	27.46	15.6	29.88	233	24	A	H
			2317	53.93	-20.07	74	41.41	27.01	15.42	29.91	302	42	P	V
			2389.94	42.69	-11.31	54	29.85	27.23	15.5	29.89	302	42	A	V
	*		2437	113.54	-	-	100.51	27.37	15.55	29.89	302	42	P	V
	*		2437	110.64	-	-	97.61	27.37	15.55	29.89	302	42	A	V
			2485.58	56.47	-17.53	74	43.29	27.46	15.6	29.88	302	42	P	V
			2483.62	43.3	-10.7	54	30.12	27.46	15.6	29.88	302	42	A	V



<b>802.11b</b> <b>CH 11</b> <b>2462MHz</b>	*	2462	111.56	-	-	98.45	27.41	15.58	29.88	174	23	P	H
	*	2462	108.25	-	-	95.14	27.41	15.58	29.88	174	23	A	H
		2484.28	57.79	-16.21	74	44.61	27.46	15.6	29.88	174	23	P	H
		2484.84	50.71	-3.29	54	37.53	27.46	15.6	29.88	174	23	A	H
													H
													H
	*	2462	110.68	-	-	97.57	27.41	15.58	29.88	303	52	P	V
	*	2462	107.7	-	-	94.59	27.41	15.58	29.88	303	52	A	V
		2484.88	56.42	-17.58	74	43.24	27.46	15.6	29.88	303	52	P	V
		2484.68	46.54	-7.46	54	33.36	27.46	15.6	29.88	303	52	A	V
													V
													V
<b>Remark</b>	1. No other spurious found. 2. All results are PASS against Peak and Average limit line.												



**2.4GHz 2400~2483.5MHz  
WIFI 802.11b (Harmonic @ 3m)**

WIFI Ant.	Note	Frequency	Level	Over Limit	Limit Line	Read Level	Antenna Factor	Path Loss	Preamp Factor	Ant Pos	Table Pos	Peak Avg.	Pol.	
1+2		( MHz )	( dBμV/m )	( dB )	( dBμV/m )	( dBμV )	( dB/m )	( dB )	( dB )	( cm )	( deg )	( P/A )	( H/V )	
802.11b CH 01 2412MHz		4824	49.12	-24.88	74	67.19	31.26	8.22	57.55	100	0	P	H	
													H	
													H	
													H	
			4824	45.75	-28.25	74	63.82	31.26	8.22	57.55	100	0	P	V
														V
														V
802.11b CH 06 2437MHz		4874	46.12	-27.88	74	63.77	31.36	8.44	57.45	100	0	P	H	
		7311	43.73	-30.27	74	54.14	36.18	10.68	57.27	100	0	P	H	
													H	
													H	
			4874	43.47	-30.53	74	61.12	31.36	8.44	57.45	100	0	P	V
			7311	44.78	-29.22	74	55.19	36.18	10.68	57.27	100	0	P	V
														V
802.11b CH 11 2462MHz		4924	48.45	-25.55	74	65.66	31.46	8.68	57.35	100	0	P	H	
		7386	43.29	-30.71	74	53.61	36.37	10.67	57.36	100	0	P	H	
													H	
													H	
			4924	45.5	-28.5	74	62.71	31.46	8.68	57.35	100	0	P	V
			7386	42.55	-31.45	74	52.87	36.37	10.67	57.36	100	0	P	V
														V
Remark	1. No other spurious found.													
	2. All results are PASS against Peak and Average limit line.													





**2.4GHz 2400~2483.5MHz  
WIFI 802.11g (Band Edge @ 3m)**

WIFI Ant.	Note	Frequency	Level	Over Limit	Limit Line	Read Level	Antenna Factor	Path Loss	Preamp Factor	Ant Pos	Table Pos	Peak Avg.	Pol.	
1+2		( MHz )	( dBμV/m )	( dB )	( dBμV/m )	( dBμV )	( dB/m )	( dB )	( dB )	( cm )	( deg )	(P/A)	(H/V)	
802.11g CH 01 2412MHz		2389.905	60.83	-13.17	74	47.99	27.23	15.5	29.89	187	360	P	H	
		2390	51.86	-2.14	54	39.02	27.23	15.5	29.89	187	360	A	H	
	*	2412	112.91	-	-	100	27.28	15.52	29.89	187	360	P	H	
	*	2412	105.51	-	-	92.6	27.28	15.52	29.89	187	360	A	H	
													H	
														H
			2390	58.21	-15.79	74	45.37	27.23	15.5	29.89	328	53	P	V
			2390	47.76	-6.24	54	34.92	27.23	15.5	29.89	328	53	A	V
		*	2412	111.1	-	-	98.19	27.28	15.52	29.89	328	53	P	V
		*	2412	103.18	-	-	90.27	27.28	15.52	29.89	328	53	A	V
														V
														V
802.11g CH 06 2437MHz		2389.8	53.72	-20.28	74	40.88	27.23	15.5	29.89	207	8	P	H	
		2389.94	44.17	-9.83	54	31.33	27.23	15.5	29.89	207	8	A	H	
		* 2437	115.99	-	-	102.96	27.37	15.55	29.89	207	8	P	H	
		* 2437	108.02	-	-	94.99	27.37	15.55	29.89	207	8	A	H	
			2483.55	55.49	-18.51	74	42.31	27.46	15.6	29.88	207	8	P	H
			2483.55	45.83	-8.17	54	32.65	27.46	15.6	29.88	207	8	A	H
			2387	53.84	-20.16	74	41.01	27.23	15.5	29.9	301	49	P	V
			2389.52	43.66	-10.34	54	30.83	27.23	15.5	29.9	301	49	A	V
		*	2437	112.94	-	-	99.91	27.37	15.55	29.89	301	49	P	V
		*	2437	105.42	-	-	92.39	27.37	15.55	29.89	301	49	A	V
			2485.86	55.96	-18.04	74	42.78	27.46	15.6	29.88	301	49	P	V
			2483.83	45.45	-8.55	54	32.27	27.46	15.6	29.88	301	49	A	V



<b>802.11g</b> <b>CH 11</b> <b>2462MHz</b>	*	2462	111.68	-	-	98.57	27.41	15.58	29.88	156	357	P	H
	*	2462	104.41	-	-	91.3	27.41	15.58	29.88	156	357	A	H
		2483.64	63.64	-10.36	74	50.46	27.46	15.6	29.88	156	357	P	H
		2483.52	52.48	-1.52	54	39.3	27.46	15.6	29.88	156	357	A	H
													H
													H
	*	2462	110.27	-	-	97.16	27.41	15.58	29.88	332	48	P	V
	*	2462	109.98	-	-	96.87	27.41	15.58	29.88	332	48	P	V
		2483.96	62.4	-11.6	74	49.22	27.46	15.6	29.88	332	48	P	V
		2483.6	51.09	-2.91	54	37.91	27.46	15.6	29.88	332	48	A	V
													V
													V
<b>Remark</b>	1. No other spurious found. 2. All results are PASS against Peak and Average limit line.												



**2.4GHz 2400~2483.5MHz  
WIFI 802.11g (Harmonic @ 3m)**

WIFI Ant.	Note	Frequency	Level	Over Limit	Limit Line	Read Level	Antenna Factor	Path Loss	Preamp Factor	Ant Pos	Table Pos	Peak Avg.	Pol.	
1+2		( MHz )	( dBμV/m )	( dB )	( dBμV/m )	( dBμV )	( dB/m )	( dB )	( dB )	( cm )	( deg )	( P/A )	( H/V )	
802.11g CH 01 2412MHz		4824	38.99	-35.01	74	57.06	31.26	8.22	57.55	100	0	P	H	
													H	
													H	
													H	
			4824	36.56	-37.44	74	54.63	31.26	8.22	57.55	100	0	P	V
														V
														V
802.11g CH 06 2437MHz		4874	39.7	-34.3	74	57.35	31.36	8.44	57.45	100	0	P	H	
		7311	43.26	-30.74	74	53.67	36.18	10.68	57.27	100	0	P	H	
													H	
													H	
			4874	37.77	-36.23	74	55.42	31.36	8.44	57.45	100	0	P	V
			7311	42.76	-31.24	74	53.17	36.18	10.68	57.27	100	0	P	V
														V
802.11g CH 11 2462MHz		4924	40.4	-33.6	74	57.61	31.46	8.68	57.35	100	0	P	H	
		7386	43.21	-30.79	74	53.53	36.37	10.67	57.36	100	0	P	H	
													H	
													H	
			4924	38.58	-35.42	74	55.79	31.46	8.68	57.35	100	0	P	V
			7386	42.2	-31.8	74	52.52	36.37	10.67	57.36	100	0	P	V
														V
Remark	1. No other spurious found.													
	2. All results are PASS against Peak and Average limit line.													



**2.4GHz 2400~2483.5MHz  
WIFI 802.11n HT20 (Band Edge @ 3m)**

WIFI Ant.	Note	Frequency	Level	Over Limit	Limit Line	Read Level	Antenna Factor	Path Loss	Preamp Factor	Ant Pos	Table Pos	Peak Avg.	Pol.	
1+2		( MHz )	( dBμV/m )	( dB )	( dBμV/m )	( dBμV )	( dB/m )	( dB )	( dB )	( cm )	( deg )	(P/A)	(H/V)	
802.11n HT20 CH 01 2412MHz		2389.065	60.53	-13.47	74	47.7	27.23	15.5	29.9	180	360	P	H	
		2390	51.54	-2.46	54	38.7	27.23	15.5	29.89	180	360	A	H	
	*	2412	112.49	-	-	99.58	27.28	15.52	29.89	180	360	P	H	
	*	2412	104.49	-	-	91.58	27.28	15.52	29.89	180	360	A	H	
													H	
														H
			2389.695	57.77	-16.23	74	44.94	27.23	15.5	29.9	329	52	P	V
			2390	47.99	-6.01	54	35.15	27.23	15.5	29.89	329	52	A	V
		*	2412	110.55	-	-	97.64	27.28	15.52	29.89	329	52	P	V
		*	2412	101.82	-	-	88.91	27.28	15.52	29.89	329	52	A	V
													V	
													V	
802.11n HT20 CH 06 2437MHz		2389.8	57.08	-16.92	74	44.24	27.23	15.5	29.89	205	6	P	H	
		2389.8	47.37	-6.63	54	34.53	27.23	15.5	29.89	205	6	A	H	
	*	2437	118.02	-	-	104.99	27.37	15.55	29.89	205	6	P	H	
	*	2437	110.02	-	-	96.99	27.37	15.55	29.89	205	6	A	H	
			2483.76	61.1	-12.9	74	47.92	27.46	15.6	29.88	205	6	P	H
			2483.5	47.7	-6.3	54	34.52	27.46	15.6	29.88	205	6	A	H
			2389.94	56.33	-17.67	74	43.49	27.23	15.5	29.89	302	48	P	V
			2389.94	45.98	-8.02	54	33.14	27.23	15.5	29.89	302	48	A	V
		*	2437	115.5	-	-	102.47	27.37	15.55	29.89	302	48	P	V
		*	2437	107.56	-	-	94.53	27.37	15.55	29.89	302	48	A	V
		2485.65	60.14	-13.86	74	46.96	27.46	15.6	29.88	302	48	P	V	
		2483.55	47.85	-6.15	54	34.67	27.46	15.6	29.88	302	48	A	V	



<b>802.11n HT20 CH 11 2462MHz</b>	*	2462	113.38	-	-	100.27	27.41	15.58	29.88	175	360	P	H
	*	2462	105	-	-	91.89	27.41	15.58	29.88	175	360	A	H
		2483.56	63.4	-10.6	74	50.22	27.46	15.6	29.88	175	360	P	H
		2483.52	52.94	-1.06	54	39.76	27.46	15.6	29.88	175	360	A	H
													H
													H
	*	2462	109.18	-	-	96.07	27.41	15.58	29.88	318	47	P	V
	*	2462	101.08	-	-	87.97	27.41	15.58	29.88	318	47	A	V
		2483.6	62.08	-11.92	74	48.9	27.46	15.6	29.88	318	47	P	V
		2483.52	52.04	-1.96	54	38.86	27.46	15.6	29.88	318	47	A	V
												V	
												V	
<b>Remark</b>	<ol style="list-style-type: none"> <li>No other spurious found.</li> <li>All results are PASS against Peak and Average limit line.</li> </ol>												



**2.4GHz 2400~2483.5MHz  
WIFI 802.11n HT20 (Harmonic @ 3m)**

WIFI Ant.	Note	Frequency	Level	Over Limit	Limit Line	Read Level	Antenna Factor	Path Loss	Preamp Factor	Ant Pos	Table Pos	Peak Avg.	Pol.	
1+2		( MHz )	( dBμV/m )	( dB )	( dBμV/m )	( dBμV )	( dB/m )	( dB )	( dB )	( cm )	( deg )	( P/A )	( H/V )	
802.11n HT20 CH 01 2412MHz		4824	37.94	-36.06	74	56.01	31.26	8.22	57.55	100	0	P	H	
													H	
													H	
													H	
			4824	36.12	-37.88	74	54.19	31.26	8.22	57.55	100	0	P	V
														V
														V
802.11n HT20 CH 06 2437MHz		4874	46.4	-27.6	74	64.05	31.36	8.44	57.45	100	0	P	H	
		7311	43.31	-30.69	74	53.72	36.18	10.68	57.27	100	0	P	H	
													H	
													H	
			4874	43.5	-30.5	74	61.15	31.36	8.44	57.45	100	0	P	V
			7311	43.49	-30.51	74	53.9	36.18	10.68	57.27	100	0	P	V
														V
802.11n HT20 CH 11 2462MHz		4924	39.37	-34.63	74	56.58	31.46	8.68	57.35	100	0	P	H	
		7386	42.58	-31.42	74	52.9	36.37	10.67	57.36	100	0	P	H	
													H	
													H	
			4924	37.51	-36.49	74	54.72	31.46	8.68	57.35	100	0	P	V
			7386	42.16	-31.84	74	52.48	36.37	10.67	57.36	100	0	P	V
														V
Remark	1. No other spurious found.													
	2. All results are PASS against Peak and Average limit line.													



**2.4GHz 2400~2483.5MHz  
WIFI 802.11n HT40 (Band Edge @ 3m)**

WIFI Ant.	Note	Frequency	Level	Over Limit	Limit Line	Read Level	Antenna Factor	Path Loss	Preamp Factor	Ant Pos	Table Pos	Peak Avg.	Pol.
1+2		( MHz )	( dBμV/m )	( dB )	( dBμV/m )	( dBμV )	( dB/m )	( dB )	( dB )	( cm )	( deg )	(P/A)	(H/V)
802.11n HT40 CH 03 2422MHz		2389.94	60.16	-13.84	74	47.32	27.23	15.5	29.89	180	0	P	H
		2389.52	52.51	-1.49	54	39.68	27.23	15.5	29.9	180	0	A	H
	*	2422	107.15	-	-	94.19	27.32	15.53	29.89	180	0	P	H
	*	2422	98.74	-	-	85.78	27.32	15.53	29.89	180	0	A	H
		2495.87	54.1	-19.9	74	40.85	27.5	15.62	29.87	180	0	P	H
		2485.23	45.06	-8.94	54	31.88	27.46	15.6	29.88	180	0	A	H
		2389.94	57.37	-16.63	74	44.53	27.23	15.5	29.89	315	54	P	V
		2389.66	49.03	-4.97	54	36.2	27.23	15.5	29.9	315	54	A	V
	*	2422	104.2	-	-	91.24	27.32	15.53	29.89	315	54	P	V
	*	2422	96.59	-	-	83.63	27.32	15.53	29.89	315	54	A	V
	2489.92	53.83	-20.17	74	40.6	27.5	15.61	29.88	315	54	P	V	
	2485.79	44.75	-9.25	54	31.57	27.46	15.6	29.88	315	54	A	V	
802.11n HT40 CH 06 2437MHz		2389.66	57.11	-16.89	74	44.28	27.23	15.5	29.9	206	7	P	H
		2389.94	47.83	-6.17	54	34.99	27.23	15.5	29.89	206	7	A	H
	*	2437	107.77	-	-	94.74	27.37	15.55	29.89	206	7	P	H
	*	2437	99.82	-	-	86.79	27.37	15.55	29.89	206	7	A	H
		2485.51	62.85	-11.15	74	49.67	27.46	15.6	29.88	206	7	P	H
		2484.53	51.9	-2.1	54	38.72	27.46	15.6	29.88	206	7	A	H
		2389.38	55.3	-18.7	74	42.47	27.23	15.5	29.9	300	48	P	V
		2389.8	46.42	-7.58	54	33.58	27.23	15.5	29.89	300	48	A	V
	*	2437	105.49	-	-	92.46	27.37	15.55	29.89	300	48	P	V
	*	2437	97.48	-	-	84.45	27.37	15.55	29.89	300	48	A	V
	2483.55	59.31	-14.69	74	46.13	27.46	15.6	29.88	300	48	P	V	
	2485.79	48.86	-5.14	54	35.68	27.46	15.6	29.88	300	48	A	V	



<b>802.11n</b> <b>HT40</b> <b>CH 09</b> <b>2452MHz</b>		2325.96	53.59	-20.41	74	41.02	27.05	15.43	29.91	203	2	P	H
		2366	44.22	-9.78	54	31.51	27.14	15.47	29.9	203	2	A	H
	*	2452	105.95	-	-	92.89	27.37	15.57	29.88	203	2	P	H
	*	2452	97.97	-	-	84.91	27.37	15.57	29.88	203	2	A	H
		2484.74	59.84	-14.16	74	46.66	27.46	15.6	29.88	203	2	P	H
		2484.53	51.05	-2.95	54	37.87	27.46	15.6	29.88	203	2	A	H
		2360.4	53.85	-20.15	74	41.15	27.14	15.47	29.91	285	54	P	V
		2388.4	44.54	-9.46	54	31.71	27.23	15.5	29.9	285	54	A	V
	*	2452	101.93	-	-	88.87	27.37	15.57	29.88	285	54	P	V
	*	2452	94.2	-	-	81.14	27.37	15.57	29.88	285	54	A	V
		2483.5	57.55	-16.45	74	44.37	27.46	15.6	29.88	285	54	P	V
	2483.83	49.34	-4.66	54	36.16	27.46	15.6	29.88	285	54	A	V	
<b>Remark</b>	1. No other spurious found. 2. All results are PASS against Peak and Average limit line.												





**2.4GHz 2400~2483.5MHz  
WIFI 802.11n HT40 (Harmonic @ 3m)**

WIFI Ant.	Note	Frequency	Level	Over Limit	Limit Line	Read Level	Antenna Factor	Path Loss	Preamp Factor	Ant Pos	Table Pos	Peak Avg.	Pol.
1+2		( MHz )	( dBμV/m )	( dB )	( dBμV/m )	( dBμV )	( dB/m )	( dB )	( dB )	( cm )	( deg )	( P/A )	( H/V )
802.11n HT40 CH 03 2422MHz		4844	37.96	-36.04	74	55.87	31.29	8.31	57.51	100	0	P	H
		7266	42.81	-31.19	74	53.24	36.11	10.68	57.22	100	0	P	H
													H
													H
		4844	35.41	-38.59	74	53.32	31.29	8.31	57.51	100	0	P	V
		7266	42.22	-31.78	74	52.65	36.11	10.68	57.22	100	0	P	V
													V
													V
802.11n HT40 CH 06 2437MHz		4874	41.75	-32.25	74	59.4	31.36	8.44	57.45	100	0	P	H
		7311	43.66	-30.34	74	54.07	36.18	10.68	57.27	100	0	P	H
													H
													H
		4874	39.87	-34.13	74	57.52	31.36	8.44	57.45	100	0	P	V
		7311	42.59	-31.41	74	53	36.18	10.68	57.27	100	0	P	V
													V
													V
802.11n HT40 CH 09 2452MHz		4904	36.39	-37.61	74	53.77	31.43	8.58	57.39	100	0	P	H
		7356	42.34	-31.66	74	52.7	36.3	10.67	57.33	100	0	P	H
													H
													H
		4904	36.5	-37.5	74	53.88	31.43	8.58	57.39	100	0	P	V
		7356	41.7	-32.3	74	52.06	36.3	10.67	57.33	100	0	P	V
													V
													V
Remark	1. No other spurious found. 2. All results are PASS against Peak and Average limit line.												





<TXBF Mode>

2.4GHz 2400~2483.5MHz

WIFI 802.11ac VHT20 (Band Edge @ 3m)

WIFI	Note	Frequency	Level	Over	Limit	Read	Antenna	Path	Preamp	Ant	Table	Peak	Pol.	
Ant.				Limit	Line	Level	Factor	Loss	Factor	Pos	Pos	Avg.		
1+2		( MHz )	( dBμV/m )	( dB )	( dBμV/m )	( dBμV )	( dB/m )	( dB )	( dB )	( cm )	( deg )	( P/A )	( H/V )	
802.11ac VHT20 CH 01 2412MHz		2389.59	67.07	-6.93	74	54.24	27.23	15.5	29.9	260	353	P	H	
		2390	52.34	-1.66	54	39.5	27.23	15.5	29.89	260	353	A	H	
	*	2412	116.13	-	-	103.22	27.28	15.52	29.89	260	353	P	H	
	*	2412	109.39	-	-	96.48	27.28	15.52	29.89	260	353	A	H	
													H	
														H
			2390	63.4	-10.6	74	50.56	27.23	15.5	29.89	400	310	P	V
			2390	50.12	-3.88	54	37.28	27.23	15.5	29.89	400	310	A	V
	*		2412	112.7	-	-	99.79	27.28	15.52	29.89	400	310	P	V
	*		2412	103.83	-	-	90.92	27.28	15.52	29.89	400	310	A	V
													V	
													V	
802.11ac VHT20 CH 06 2437MHz		2389.66	55.24	-18.76	74	42.41	27.23	15.5	29.9	233	2	P	H	
		2389.94	42.93	-11.07	54	30.09	27.23	15.5	29.89	233	2	A	H	
	*	2437	111.76	-	-	98.73	27.37	15.55	29.89	233	2	P	H	
	*	2437	98.58	-	-	85.55	27.37	15.55	29.89	233	2	A	H	
			2485.3	59.86	-14.14	74	46.68	27.46	15.6	29.88	233	2	P	H
			2484.39	44.1	-9.9	54	30.92	27.46	15.6	29.88	233	2	A	H
			2376.78	53.84	-20.16	74	41.07	27.19	15.48	29.9	283	313	P	V
			2389.8	42.78	-11.22	54	29.94	27.23	15.5	29.89	283	313	A	V
	*		2437	110.96	-	-	97.93	27.37	15.55	29.89	283	313	P	V
	*		2437	100.83	-	-	87.8	27.37	15.55	29.89	283	313	A	V
		2484.25	55.95	-18.05	74	42.77	27.46	15.6	29.88	283	313	P	V	
		2483.62	45.08	-8.92	54	31.9	27.46	15.6	29.88	283	313	A	V	



802.11ac VHT20 CH 11 2462MHz	*	2462	113.99	-	-	100.88	27.41	15.58	29.88	250	350	P	H
	*	2462	109.71	-	-	96.6	27.41	15.58	29.88	250	350	A	H
		2483.76	66.35	-7.65	74	53.17	27.46	15.6	29.88	250	350	P	H
		2483.52	51.05	-2.95	54	37.87	27.46	15.6	29.88	250	350	A	H
													H
													H
	*	2462	111.39	-	-	98.28	27.41	15.58	29.88	400	316	P	V
	*	2462	102.63	-	-	89.52	27.41	15.58	29.88	400	316	A	V
		2483.72	65.85	-8.15	74	52.67	27.46	15.6	29.88	400	316	P	V
		2483.56	50.05	-3.95	54	36.87	27.46	15.6	29.88	400	316	A	V
												V	
												V	
<b>Remark</b>	1. No other spurious found. 2. All results are PASS against Peak and Average limit line.												



**2.4GHz 2400~2483.5MHz  
WIFI 802.11ac VHT20 (Harmonic @ 3m)**

WIFI Ant.	Note	Frequency	Level	Over Limit	Limit Line	Read Level	Antenna Factor	Path Loss	Preamp Factor	Ant Pos	Table Pos	Peak Avg.	Pol.	
1+2		( MHz )	( dBμV/m )	( dB )	( dBμV/m )	( dBμV )	( dB/m )	( dB )	( dB )	( cm )	( deg )	( P/A )	( H/V )	
802.11ac VHT20 CH 01 2412MHz		4824	37.35	-36.65	74	55.42	31.26	8.22	57.55	100	0	P	H	
													H	
													H	
													H	
			4824	37.46	-36.54	74	55.53	31.26	8.22	57.55	100	0	P	V
														V
														V
802.11ac VHT20 CH 06 2437MHz		4874	36.72	-37.28	74	54.37	31.36	8.44	57.45	100	0	P	H	
		7311	47.35	-26.65	74	57.76	36.18	10.68	57.27	100	0	P	H	
													H	
													H	
			4874	35.28	-38.72	74	52.93	31.36	8.44	57.45	100	0	P	V
			7311	44.67	-29.33	74	55.08	36.18	10.68	57.27	100	0	P	V
														V
802.11ac VHT20 CH 11 2462MHz		4924	40.04	-33.96	74	57.25	31.46	8.68	57.35	100	0	P	H	
		7386	42.98	-31.02	74	53.3	36.37	10.67	57.36	100	0	P	H	
													H	
													H	
			4924	38.66	-35.34	74	55.87	31.46	8.68	57.35	100	0	P	V
			7386	42.73	-31.27	74	53.05	36.37	10.67	57.36	100	0	P	V
														V
Remark	1. No other spurious found.													
	2. All results are PASS against Peak and Average limit line.													



**2.4GHz 2400~2483.5MHz  
WIFI 802.11ac VHT40 (Band Edge @ 3m)**

WIFI Ant.	Note	Frequency	Level	Over Limit	Limit Line	Read Level	Antenna Factor	Path Loss	Preamp Factor	Ant Pos	Table Pos	Peak Avg.	Pol.
1+2		( MHz )	( dBμV/m )	( dB )	( dBμV/m )	( dBμV )	( dB/m )	( dB )	( dB )	( cm )	( deg )	( P/A )	( H/V )
802.11ac VHT40 CH 03 2422MHz		2389.94	61.81	-12.19	74	48.97	27.23	15.5	29.89	254	351	P	H
		2389.94	51.03	-2.97	54	38.19	27.23	15.5	29.89	254	351	A	H
	*	2422	109.16	-	-	96.2	27.32	15.53	29.89	254	351	P	H
	*	2422	99.9	-	-	86.94	27.32	15.53	29.89	254	351	A	H
		2486.63	59.62	-14.38	74	46.43	27.46	15.61	29.88	254	351	P	H
		2483.62	46.07	-7.93	54	32.89	27.46	15.6	29.88	254	351	A	H
		2389.24	62	-12	74	49.17	27.23	15.5	29.9	400	315	P	V
		2389.52	46.69	-7.31	54	33.86	27.23	15.5	29.9	400	315	A	V
	*	2422	108.06	-	-	95.1	27.32	15.53	29.89	400	315	P	V
	*	2422	98.34	-	-	85.38	27.32	15.53	29.89	400	315	A	V
802.11ac VHT40 CH 06 2437MHz		2389.94	56.15	-17.85	74	43.31	27.23	15.5	29.89	231	360	P	H
		2389.8	45.85	-8.15	54	33.01	27.23	15.5	29.89	231	360	A	H
	*	2437	107.01	-	-	93.98	27.37	15.55	29.89	231	360	P	H
	*	2437	98.12	-	-	85.09	27.37	15.55	29.89	231	360	A	H
		2484.53	63.3	-10.7	74	50.12	27.46	15.6	29.88	231	360	P	H
		2483.76	51.23	-2.77	54	38.05	27.46	15.6	29.88	231	360	A	H
		2389.94	53.79	-20.21	74	40.95	27.23	15.5	29.89	286	301	P	V
		2389.94	44.26	-9.74	54	31.42	27.23	15.5	29.89	286	301	A	V
	*	2437	103.36	-	-	90.33	27.37	15.55	29.89	286	301	P	V
	*	2437	94.26	-	-	81.23	27.37	15.55	29.89	286	301	A	V
	2483.62	61.19	-12.81	74	48.01	27.46	15.6	29.88	286	301	P	V	
	2483.5	49.76	-4.24	54	36.58	27.46	15.6	29.88	286	301	A	V	



<b>802.11ac</b> <b>VHT40</b> <b>CH 09</b> <b>2452MHz</b>		2389.8	53.91	-20.09	74	41.07	27.23	15.5	29.89	251	352	P	H
		2389.94	43.78	-10.22	54	30.94	27.23	15.5	29.89	251	352	A	H
	*	2452	108.21	-	-	95.15	27.37	15.57	29.88	251	352	P	H
	*	2452	98.63	-	-	85.57	27.37	15.57	29.88	251	352	A	H
		2483.83	63.4	-10.6	74	50.22	27.46	15.6	29.88	251	352	P	H
		2483.55	52.33	-1.67	54	39.15	27.46	15.6	29.88	251	352	A	H
		2384.34	53.48	-20.52	74	40.7	27.19	15.49	29.9	400	316	P	V
		2389.94	43.02	-10.98	54	30.18	27.23	15.5	29.89	400	316	A	V
	*	2452	106.03	-	-	92.97	27.37	15.57	29.88	400	316	P	V
	*	2452	96.23	-	-	83.17	27.37	15.57	29.88	400	316	A	V
		2485.02	63.77	-10.23	74	50.59	27.46	15.6	29.88	400	316	P	V
	2483.62	50.94	-3.06	54	37.76	27.46	15.6	29.88	400	316	A	V	
<b>Remark</b>	1. No other spurious found. 2. All results are PASS against Peak and Average limit line.												



**2.4GHz 2400~2483.5MHz  
WIFI 802.11ac VHT40 (Harmonic @ 3m)**

WIFI Ant.	Note	Frequency	Level	Over Limit	Limit Line	Read Level	Antenna Factor	Path Loss	Preamp Factor	Ant Pos	Table Pos	Peak Avg.	Pol.
1+2		( MHz )	( dBμV/m )	( dB )	( dBμV/m )	( dBμV )	( dB/m )	( dB )	( dB )	( cm )	( deg )	( P/A )	( H/V )
802.11ac VHT40 CH 03 2422MHz		4844	35.69	-38.31	74	53.6	31.29	8.31	57.51	100	0	P	H
		7266	41.49	-32.51	74	51.92	36.11	10.68	57.22	100	0	P	H
													H
													H
		4844	34.88	-39.12	74	52.79	31.29	8.31	57.51	100	0	P	V
		7266	41.86	-32.14	74	52.29	36.11	10.68	57.22	100	0	P	V
													V
802.11ac VHT40 CH 06 2437MHz		4874	34.95	-39.05	74	52.6	31.36	8.44	57.45	100	0	P	H
		7311	42.14	-31.86	74	52.55	36.18	10.68	57.27	100	0	P	H
													H
													H
		4874	34.84	-39.16	74	52.49	31.36	8.44	57.45	100	0	P	V
		7311	42.15	-31.85	74	52.56	36.18	10.68	57.27	100	0	P	V
													V
802.11ac VHT40 CH 09 2452MHz		4904	35.38	-38.62	74	52.76	31.43	8.58	57.39	100	0	P	V
		7356	42.56	-31.44	74	52.92	36.3	10.67	57.33	100	0	P	V
													H
													H
		4904	35.77	-38.23	74	53.15	31.43	8.58	57.39	100	0	P	V
		7356	42.4	-31.6	74	52.76	36.3	10.67	57.33	100	0	P	V
													V
Remark	1. No other spurious found.												
	2. All results are PASS against Peak and Average limit line.												





Emission below 1GHz  
5GHz WIFI 802.11ac VHT20 (LF)

WIFI	Note	Frequency	Level	Over	Limit	Read	Antenna	Path	Preamp	Ant	Table	Peak	Pol.	
Ant.				Limit	Line	Level	Factor	Loss	Factor	Pos	Pos	Avg.		
1+2		( MHz )	( dBμV/m )	( dB )	( dBμV/m )	( dBμV )	( dB/m )	( dB )	( dB )	( cm )	( deg )	( P/A )	( H/V )	
5GHz 802.11ac VHT20 LF		101.82	36.05	-7.45	43.5	50.79	16.1	1.37	32.21	-	-	P	H	
		135.3	36.21	-7.29	43.5	49.59	17.38	1.43	32.19	100	0	P	H	
		255.99	36.01	-9.99	46	47.04	19.15	1.97	32.15	-	-	P	H	
		597.5	32.54	-13.46	46	36.46	25.41	2.91	32.24	-	-	P	H	
		720	34.52	-11.48	46	36.29	27.1	3.18	32.05	-	-	P	H	
		796.3	34.33	-11.67	46	34.79	28.04	3.4	31.9	-	-	P	H	
														H
														H
														H
														H
														H
														H
			39.72	33.11	-6.89	40	45.2	19.36	0.84	32.29	100	0	P	V
			64.56	30.7	-9.3	40	50.11	11.76	1.1	32.27	-	-	P	V
			136.11	28.45	-15.05	43.5	41.83	17.37	1.43	32.18	-	-	P	V
			399.4	36.23	-9.77	46	44.32	21.61	2.46	32.16	-	-	P	V
			796.3	34.23	-11.77	46	34.69	28.04	3.4	31.9	-	-	P	V
			832	33.14	-12.86	46	32.77	28.63	3.48	31.74	-	-	P	V
													V	
													V	
													V	
													V	
													V	
													V	
Remark	1. No other spurious found. 2. All results are PASS against limit line.													



**Note symbol**

*	<b>Fundamental Frequency</b> which can be ignored. However, the level of any unwanted emissions shall not exceed the level of the fundamental frequency.
!	Test result is <b>over limit</b> line.
P/A	<b>Peak</b> or <b>Average</b>
H/V	<b>Horizontal</b> or <b>Vertical</b>



A calculation example for radiated spurious emission is shown as below:

WIFI	Note	Frequency	Level	Over	Limit	Read	Antenna	Path	Preamp	Ant	Table	Peak	Pol.
Ant.				Limit	Line	Level	Factor	Loss	Factor	Pos	Pos	Avg.	
1		( MHz )	( dBμV/m )	( dB )	( dBμV/m )	( dBμV )	( dB/m )	( dB )	( dB )	( cm )	( deg )	( P/A )	( H/V )
802.11b		2390	55.45	-18.55	74	54.51	32.22	4.58	35.86	103	308	P	H
CH 01													
2412MHz		2390	43.54	-10.46	54	42.6	32.22	4.58	35.86	103	308	A	H

1. Path Loss(dB) = Cable loss(dB) + Filter loss(dB) + Attenuator loss(dB)
2. Level(dBμV/m) =  
Antenna Factor(dB/m) + Path Loss(dB) + Read Level(dBμV) - Preamp Factor(dB)
3. Over Limit(dB) = Level(dBμV/m) – Limit Line(dBμV/m)

**For Peak Limit @ 2390MHz:**

1. Level(dBμV/m)  
= Antenna Factor(dB/m) + Path Loss(dB) + Read Level(dBμV) - Preamp Factor(dB)  
= 32.22(dB/m) + 4.58(dB) + 54.51(dBμV) – 35.86 (dB)  
= 55.45 (dBμV/m)
2. Over Limit(dB)  
= Level(dBμV/m) – Limit Line(dBμV/m)  
= 55.45(dBμV/m) – 74(dBμV/m)  
= -18.55(dB)

**For Average Limit @ 2390MHz:**

1. Level(dBμV/m)  
= Antenna Factor(dB/m) + Path Loss(dB) + Read Level(dBμV) - Preamp Factor(dB)  
= 32.22(dB/m) + 4.58(dB) + 42.6(dBμV) – 35.86 (dB)  
= 43.54 (dBμV/m)
2. Over Limit(dB)  
= Level(dBμV/m) – Limit Line(dBμV/m)  
= 43.54(dBμV/m) – 54(dBμV/m)  
= -10.46(dB)

**Both peak and average measured complies with the limit line, so test result is “PASS”.**



## Appendix C. Radiated Spurious Emission Plots

Test Engineer :	Alex Jheng, Fu Chen, and Wilson Wu	Temperature :	24.5~25.3°C
		Relative Humidity :	49~53%

### Note symbol

-L	Low channel location
-R	High channel location

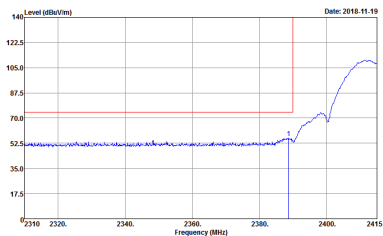
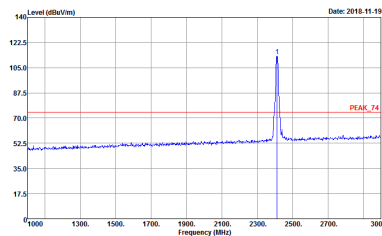
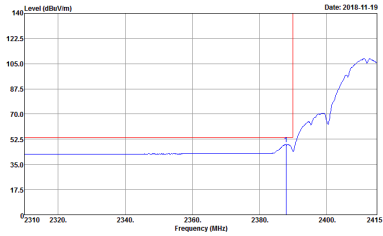
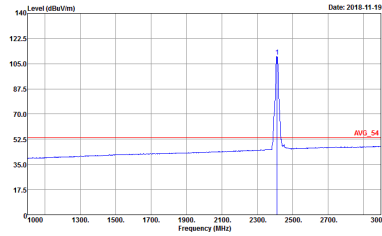


<CDD Mode>

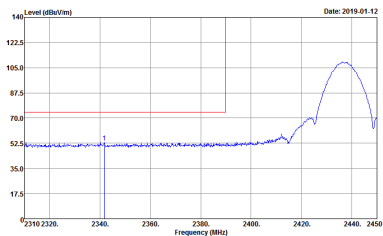
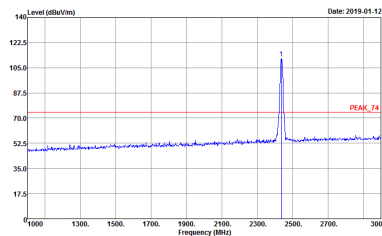
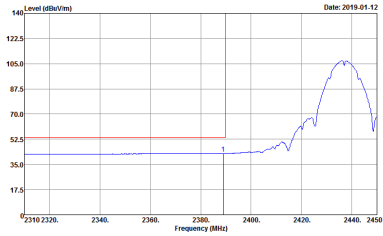
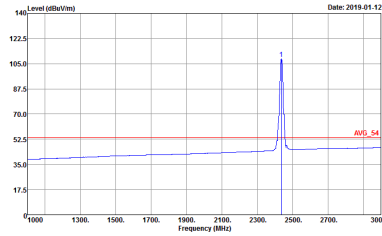
2.4GHz 2400~2483.5MHz  
WIFI 802.11b (Band Edge @ 3m)

WIFI	2.4GHz 2400~2483.5MHz Band Edge @ 3m	
ANT	802.11b CH01 2412MHz	
1	Horizontal	Fundamental
Peak	<p>Site : 03CH13-HY Condition : PEAK_BE_74 3m HORN_91200_1241 HORIZONTAL Detector : Peak Project : 8N0131-01 Mode : 10 Power : 21</p>	<p>Site : 03CH13-HY Condition : PEAK_74 3m HORN_91200_1241 HORIZONTAL Detector : Peak Project : 8N0131-01 Mode : 10 Power : 21</p>
Avg.	<p>Site : 03CH13-HY Condition : AVG_BE_54 3m HORN_91200_1241 HORIZONTAL Detector : Peak Project : 8N0131-01 Mode : 10 Power : 21</p>	<p>Site : 03CH13-HY Condition : AVG_54 3m HORN_91200_1241 HORIZONTAL Detector : Peak Project : 8N0131-01 Mode : 10 Power : 21</p>

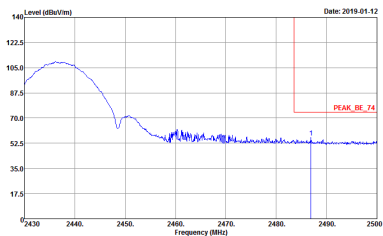
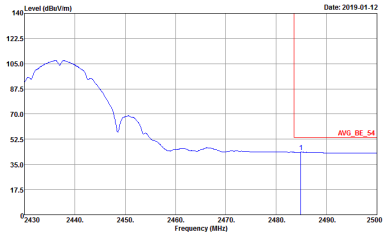


WIFI	2.4GHz 2400~2483.5MHz Band Edge @ 3m	
ANT	802.11b CH01 2412MHz	
1	Vertical	Fundamental
Peak	 <p>Site : 03CH13-HY          Condition : PEAK_BE_74 3m HORN_91200_1241 VERTICAL          RBW:1000.000KHz VBW:3000.000KHz SWT:Auto          Detector : Peak          Project : 8N0131-01          Mode : 10          Power : 21</p>	 <p>Site : 03CH13-HY          Condition : PEAK_74 3m HORN_91200_1241 VERTICAL          RBW:1000.000KHz VBW:3000.000KHz SWT:Auto          Detector : Peak          Project : 8N0131-01          Mode : 10          Power : 21</p>
Avg.	 <p>Site : 03CH13-HY          Condition : AVG_BE_54 3m HORN_91200_1241 VERTICAL          RBW:1000.000KHz VBW:0.010KHz SWT:Auto          Detector : Peak          Project : 8N0131-01          Mode : 10          Power : 21</p>	 <p>Site : 03CH13-HY          Condition : AVG_54 3m HORN_91200_1241 VERTICAL          RBW:1000.000KHz VBW:0.010KHz SWT:Auto          Detector : Peak          Project : 8N0131-01          Mode : 10          Power : 21</p>



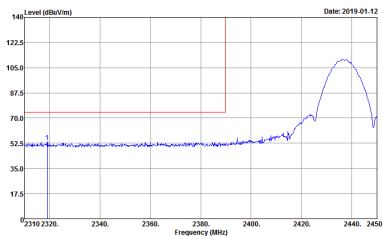
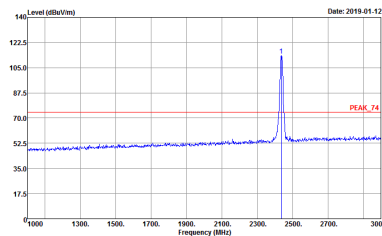
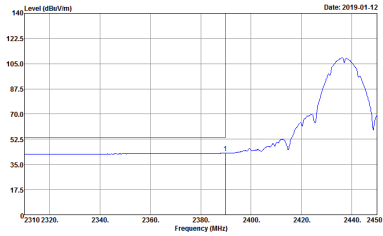
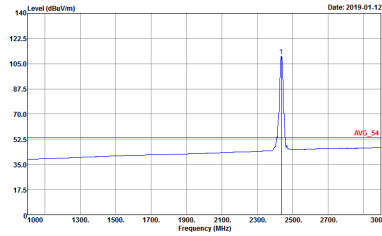
WIFI	2.4GHz 2400~2483.5MHz Band Edge @ 3m	
ANT	802.11b CH06 2437MHz - L	
1	Horizontal	Fundamental
Peak	 <p>Site : 03CH13-HY          Condition : PEAK_BE_74 3m HORN_91200_1241 HORIZONTAL          RBW:1000.000kHz VBW:3000.000kHz SWT:Auto          Detector : Peak          Project : 8N0131-01          Mode : 11          Power : 21.5</p>	 <p>Site : 03CH13-HY          Condition : PEAK_74 3m HORN_91200_1241 HORIZONTAL          RBW:1000.000kHz VBW:3000.000kHz SWT:Auto          Detector : Peak          Project : 8N0131-01          Mode : 11          Power : 21.5</p>
Avg.	 <p>Site : 03CH13-HY          Condition : AVG_BE_54 3m HORN_91200_1241 HORIZONTAL          RBW:1000.000kHz VBW:0.010kHz SWT:Auto          Detector : Peak          Project : 8N0131-01          Mode : 11          Power : 21.5</p>	 <p>Site : 03CH13-HY          Condition : AVG_54 3m HORN_91200_1241 HORIZONTAL          RBW:1000.000kHz VBW:0.010kHz SWT:Auto          Detector : Peak          Project : 8N0131-01          Mode : 11          Power : 21.5</p>



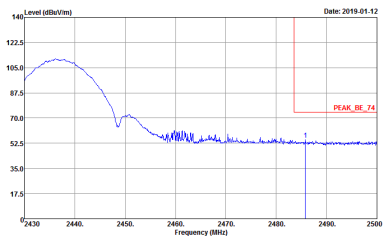
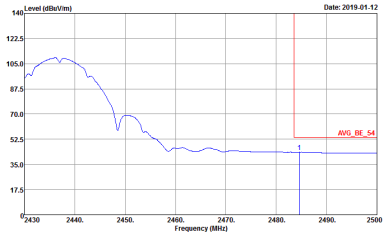
WIFI	2.4GHz 2400~2483.5MHz Band Edge @ 3m	
ANT	802.11b CH06 2437MHz - R	
1	Horizontal	Fundamental
<p><b>Peak</b></p>	 <p>Site : 03CH13-HY            Condition : PEAK_BE_74 3m HORN_91200_1241 HORIZONTAL            RBW:1000.000KHz VBW:3000.000KHz SWT:Auto            Detector : Peak            Project : 8N0131-01            Mode : 11            Power : 21.5</p>	<p>Left blank</p>
<p><b>Avg.</b></p>	 <p>Site : 03CH13-HY            Condition : AVG_BE_54 3m HORN_91200_1241 HORIZONTAL            RBW:1000.000KHz VBW:0.010KHz SWT:Auto            Detector : Peak            Project : 8N0131-01            Mode : 11            Power : 21.5</p>	<p>Left blank</p>



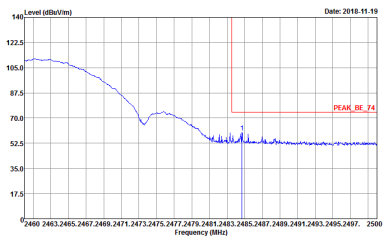
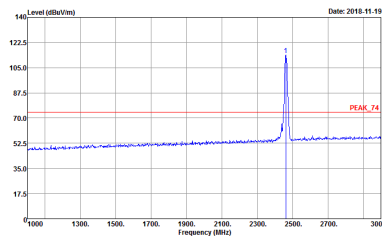
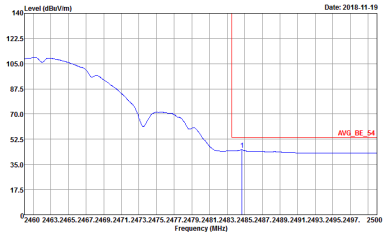
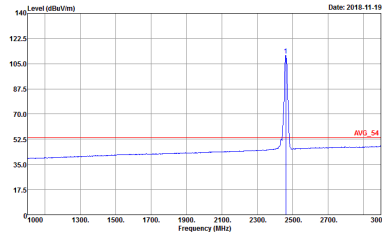


WIFI	2.4GHz 2400~2483.5MHz Band Edge @ 3m	
ANT	802.11b CH06 2437MHz - L	
1	Vertical	Fundamental
Peak	 <p>Date: 2019-01-12</p> <p>Site : 03CH13-HY          Condition : PEAK_BE_74 3m HORN_91200_1241 VERTICAL          RBW:1000.000KHz VBW:3000.000KHz SWT:Auto          Detector : Peak          Project : 8N0131-01          Mode : 11          Power : 21.5</p>	 <p>Date: 2019-01-12</p> <p>Site : 03CH13-HY          Condition : PEAK_74 3m HORN_91200_1241 VERTICAL          RBW:1000.000KHz VBW:3000.000KHz SWT:Auto          Detector : Peak          Project : 8N0131-01          Mode : 11          Power : 21.5</p>
Avg.	 <p>Date: 2019-01-12</p> <p>Site : 03CH13-HY          Condition : AVG_BE_54 3m HORN_91200_1241 VERTICAL          RBW:1000.000KHz VBW:0.010KHz SWT:Auto          Detector : Peak          Project : 8N0131-01          Mode : 11          Power : 21.5</p>	 <p>Date: 2019-01-12</p> <p>Site : 03CH13-HY          Condition : AVG_54 3m HORN_91200_1241 VERTICAL          RBW:1000.000KHz VBW:0.010KHz SWT:Auto          Detector : Peak          Project : 8N0131-01          Mode : 11          Power : 21.5</p>

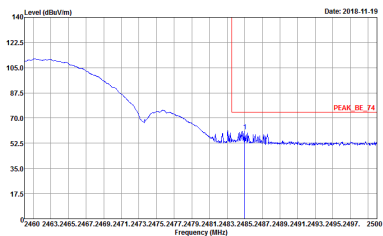
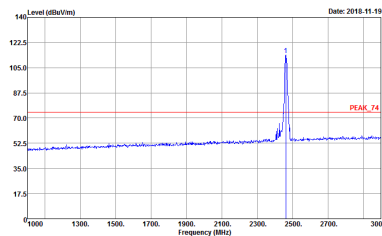
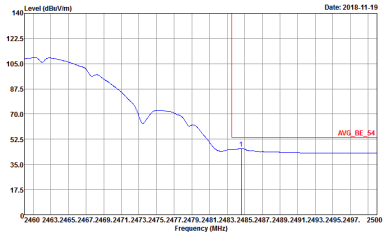
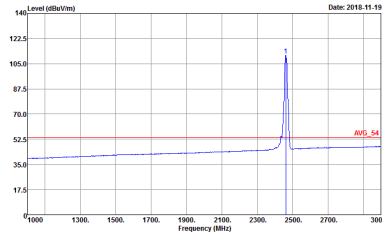


WIFI	2.4GHz 2400~2483.5MHz Band Edge @ 3m	
ANT	802.11b CH06 2437MHz - R	
1	Vertical	Fundamental
<p><b>Peak</b></p>	 <p>Site : 03CH13-HY            Condition : PEAK_BE_74 3m HORN_91200_1241 VERTICAL            RBW:1000.000KHz VBW:3000.000KHz SWT:Auto            Detector : Peak            Project : 8N0131-01            Mode : 11            Power : 21.5</p>	<p>Left blank</p>
<p><b>Avg.</b></p>	 <p>Site : 03CH13-HY            Condition : AVG_BE_54 3m HORN_91200_1241 VERTICAL            RBW:1000.000KHz VBW:0.010KHz SWT:Auto            Detector : Peak            Project : 8N0131-01            Mode : 11            Power : 21.5</p>	<p>Left blank</p>



WIFI	2.4GHz 2400~2483.5MHz Band Edge @ 3m	
ANT	802.11b CH11 2462MHz	
1	Horizontal	Fundamental
Peak	 <p>Site : 03CH13-HY          Condition : PEAK_BE_74 3m HORN_91200_1241 HORIZONTAL          RBW:1000.000KHz VBW:3000.000KHz SWT:Auto          Detector : Peak          Project : 8N0131-01          Mode : 12          Power : 21.5</p>	 <p>Site : 03CH13-HY          Condition : PEAK_74 3m HORN_91200_1241 HORIZONTAL          RBW:1000.000KHz VBW:3000.000KHz SWT:Auto          Detector : Peak          Project : 8N0131-01          Mode : 12          Power : 21.5</p>
Avg.	 <p>Site : 03CH13-HY          Condition : AVG_BE_54 3m HORN_91200_1241 HORIZONTAL          RBW:1000.000KHz VBW:0.010KHz SWT:Auto          Detector : Peak          Project : 8N0131-01          Mode : 12          Power : 21.5</p>	 <p>Site : 03CH13-HY          Condition : AVG_54 3m HORN_91200_1241 HORIZONTAL          RBW:1000.000KHz VBW:0.010KHz SWT:Auto          Detector : Peak          Project : 8N0131-01          Mode : 12          Power : 21.5</p>



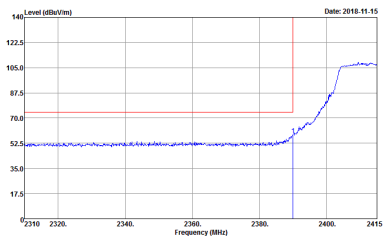
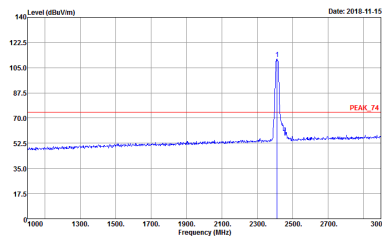
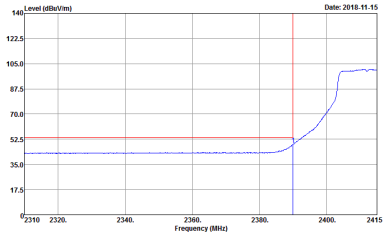
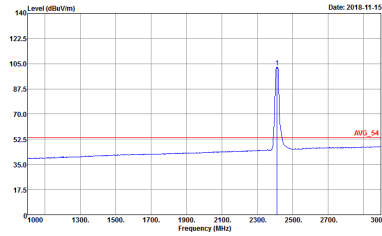
WIFI	2.4GHz 2400~2483.5MHz Band Edge @ 3m	
ANT	802.11b CH11 2462MHz	
1	Vertical	Fundamental
Peak	 <p>Site : 03CH13-11Y            Condition : PEAK_BE_74 3m HORN_91200_1241 VERTICAL            RBW:1000.000KHz VBW:3000.000KHz SWT:Auto            Detector : Peak            Project : 8N0131-01            Mode : 12            Power : 21.5</p>	 <p>Site : 03CH13-11Y            Condition : PEAK_74 3m HORN_91200_1241 VERTICAL            RBW:1000.000KHz VBW:3000.000KHz SWT:Auto            Detector : Peak            Project : 8N0131-01            Mode : 12            Power : 21.5</p>
Avg.	 <p>Site : 03CH13-11Y            Condition : AVG_BE_54 3m HORN_91200_1241 VERTICAL            RBW:1000.000KHz VBW:0.010KHz SWT:Auto            Detector : Peak            Project : 8N0131-01            Mode : 12            Power : 21.5</p>	 <p>Site : 03CH13-11Y            Condition : AVG_54 3m HORN_91200_1241 VERTICAL            RBW:1000.000KHz VBW:0.010KHz SWT:Auto            Detector : Peak            Project : 8N0131-01            Mode : 12            Power : 21.5</p>



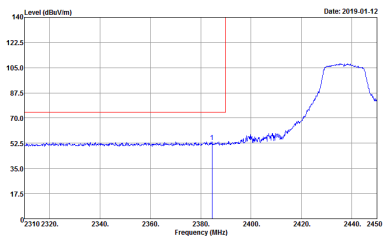
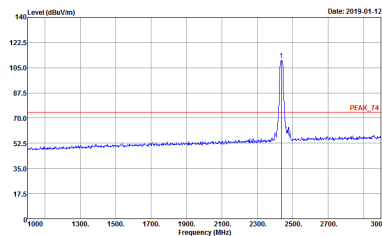
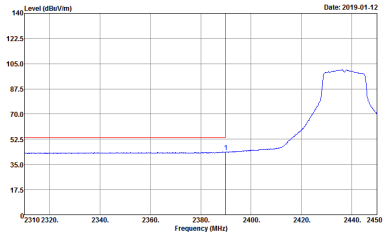
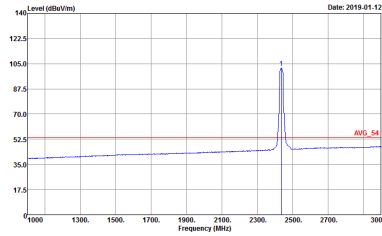
2.4GHz 2400~2483.5MHz  
WIFI 802.11g (Band Edge @ 3m)

WIFI	2.4GHz 2400~2483.5MHz Band Edge @ 3m	
ANT	802.11g CH01 2412MHz	
1	Horizontal	Fundamental
Peak	<p>Site : 03CH13-HY Condition : PEAK_BE_74 3m HORN_91200_1241 HORIZONTAL RBW:1000.000KHz VBW:3000.000KHz SWT:Auto Detector : Peak Project : 8N0131-01 Mode : 13 Power : 18.5</p>	<p>Site : 03CH13-HY Condition : PEAK_74 3m HORN_91200_1241 HORIZONTAL RBW:1000.000KHz VBW:3000.000KHz SWT:Auto Detector : Peak Project : 8N0131-01 Mode : 13 Power : 18.5</p>
Avg.	<p>Site : 03CH13-HY Condition : AVG_BE_54 3m HORN_91200_1241 HORIZONTAL RBW:1000.000KHz VBW:1.000KHz SWT:Auto Detector : Peak Project : 8N0131-01 Mode : 13 Power : 18.5</p>	<p>Site : 03CH13-HY Condition : AVG_54 3m HORN_91200_1241 HORIZONTAL RBW:1000.000KHz VBW:1.000KHz SWT:Auto Detector : Peak Project : 8N0131-01 Mode : 13 Power : 18.5</p>

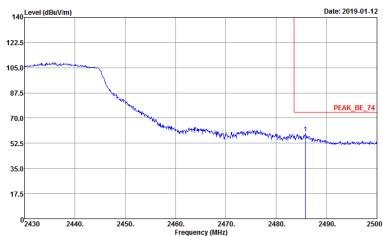
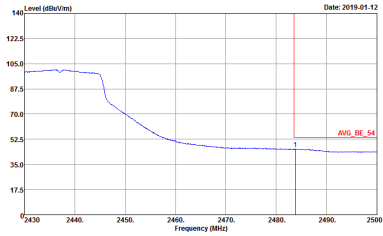


WIFI	2.4GHz 2400~2483.5MHz Band Edge @ 3m	
ANT	802.11g CH01 2412MHz	
1	Vertical	Fundamental
Peak	 <p>Site : 03CH13-HY            Condition : PEAK_BE_74 3m HORN_91200_1241 VERTICAL            RBW:1000.000KHz VBW:3000.000KHz SWT:Auto            Detector : Peak            Project : 8N0131-01            Mode : 13            Power : 18.5</p>	 <p>Site : 03CH13-HY            Condition : PEAK_74 3m HORN_91200_1241 VERTICAL            RBW:1000.000KHz VBW:3000.000KHz SWT:Auto            Detector : Peak            Project : 8N0131-01            Mode : 13            Power : 18.5</p>
Avg.	 <p>Site : 03CH13-HY            Condition : AVG_BE_54 3m HORN_91200_1241 VERTICAL            RBW:1000.000KHz VBW:1.000KHz SWT:Auto            Detector : Peak            Project : 8N0131-01            Mode : 13            Power : 18.5</p>	 <p>Site : 03CH13-HY            Condition : AVG_54 3m HORN_91200_1241 VERTICAL            RBW:1000.000KHz VBW:1.000KHz SWT:Auto            Detector : Peak            Project : 8N0131-01            Mode : 13            Power : 18.5</p>



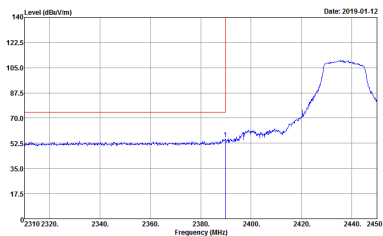
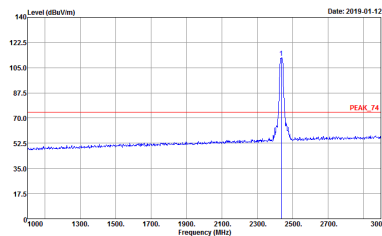
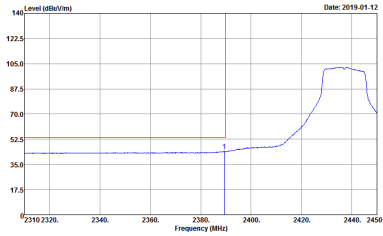
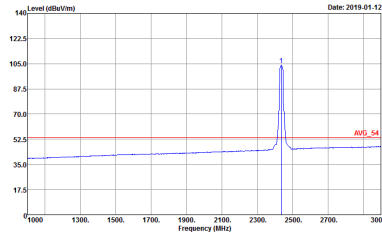
WIFI	2.4GHz 2400~2483.5MHz Band Edge @ 3m	
ANT	802.11g CH06 2437MHz - L	
1	Horizontal	Fundamental
Peak	 <p>Site : 03CH13-HY            Condition : PEAK_BE_74 3m HORN_91200_1241 HORIZONTAL            RBW:1000.000KHz VBW:3000.000KHz SWT:Auto            Detector : Peak            Project : BN0131-01            Mode : 14            Power : 18.5</p>	 <p>Site : 03CH13-HY            Condition : PEAK_74 3m HORN_91200_1241 HORIZONTAL            RBW:1000.000KHz VBW:3000.000KHz SWT:Auto            Detector : Peak            Project : BN0131-01            Mode : 14            Power : 18.5</p>
Avg.	 <p>Site : 03CH13-HY            Condition : AVG_BE_54 3m HORN_91200_1241 HORIZONTAL            RBW:1000.000KHz VBW:1.000KHz SWT:Auto            Detector : Peak            Project : BN0131-01            Mode : 14            Power : 18.5</p>	 <p>Site : 03CH13-HY            Condition : AVG_54 3m HORN_91200_1241 HORIZONTAL            RBW:1000.000KHz VBW:1.000KHz SWT:Auto            Detector : Peak            Project : BN0131-01            Mode : 14            Power : 18.5</p>



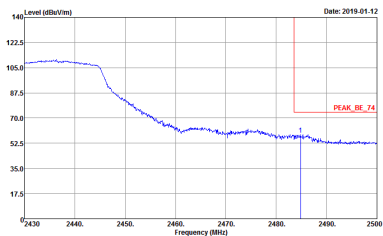
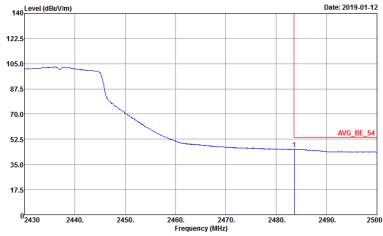
WIFI	2.4GHz 2400~2483.5MHz Band Edge @ 3m	
ANT	802.11g CH06 2437MHz - R	
1	Horizontal	Fundamental
<p><b>Peak</b></p>	 <p>Site : 03CH13-HY            Condition : PEAK_BE_74 3m HORN_91200_1241 HORIZONTAL            RBW:1000.000KHz VBW:3000.000KHz SWT:Auto            Detector : Peak            Project : 8N0131-01            Mode : 14            Power : 18.5</p>	<p>Left blank</p>
<p><b>Avg.</b></p>	 <p>Site : 03CH13-HY            Condition : AVG_BE_54 3m HORN_91200_1241 HORIZONTAL            RBW:1000.000KHz VBW:1.000KHz SWT:Auto            Detector : Peak            Project : 8N0131-01            Mode : 14            Power : 18.5</p>	<p>Left blank</p>



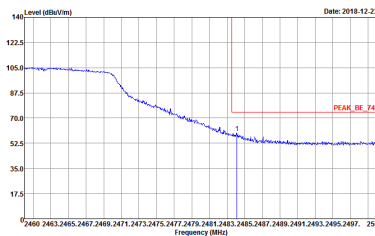
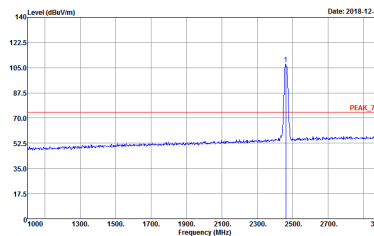
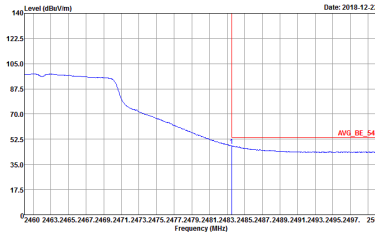
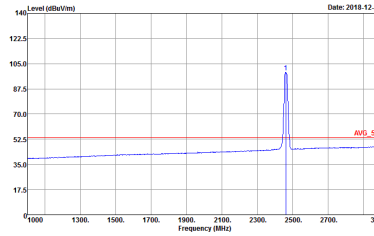


WIFI	2.4GHz 2400~2483.5MHz Band Edge @ 3m	
ANT	802.11g CH06 2437MHz - L	
1	Vertical	Fundamental
Peak	 <p>Site : 03CH13-HY            Condition : PEAK_BE_74 3m HORN_91200_1241 VERTICAL            RBW:1000.000KHz VBW:3000.000KHz SWT:Auto            Detector : Peak            Project : BN0131-01            Mode : 14            Power : 18.5</p>	 <p>Site : 03CH13-HY            Condition : PEAK_74 3m HORN_91200_1241 VERTICAL            RBW:1000.000KHz VBW:3000.000KHz SWT:Auto            Detector : Peak            Project : BN0131-01            Mode : 14            Power : 18.5</p>
Avg.	 <p>Site : 03CH13-HY            Condition : AVG_BE_54 3m HORN_91200_1241 VERTICAL            RBW:1000.000KHz VBW:1.000KHz SWT:Auto            Detector : Peak            Project : BN0131-01            Mode : 14            Power : 18.5</p>	 <p>Site : 03CH13-HY            Condition : AVG_54 3m HORN_91200_1241 VERTICAL            RBW:1000.000KHz VBW:1.000KHz SWT:Auto            Detector : Peak            Project : BN0131-01            Mode : 14            Power : 18.5</p>

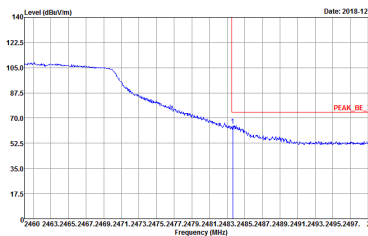
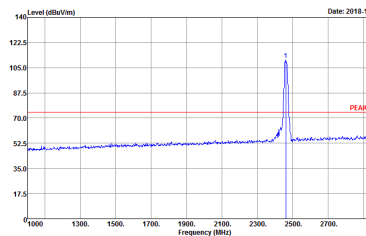
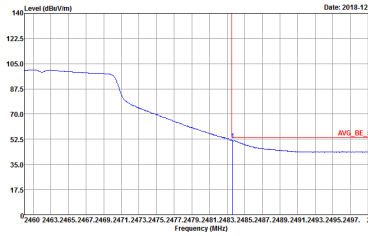
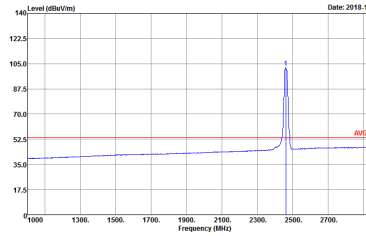


WIFI	2.4GHz 2400~2483.5MHz Band Edge @ 3m	
ANT	802.11g CH06 2437MHz - R	
1	Vertical	Fundamental
<p><b>Peak</b></p>	 <p>Site : 03CH13-HY            Condition : PEAK_BE_74 3m HORN_91200_1241 VERTICAL            RBW:1000.000KHz VBW:3000.000KHz SWT:Auto            Detector : Peak            Project : 8N0131-01            Mode : 14            Power : 18.5</p>	<p>Left Blank</p>
<p><b>Avg.</b></p>	 <p>Site : 03CH13-HY            Condition : AVG_BE_54 3m HORN_91200_1241 VERTICAL            RBW:1000.000KHz VBW:1000KHz SWT:Auto            Detector : Peak            Project : 8N0131-01            Mode : 14            Power : 18.5</p>	<p>Left Blank</p>



WIFI	2.4GHz 2400~2483.5MHz Band Edge @ 3m	
ANT	802.11g CH11 2462MHz	
1	Horizontal	Fundamental
Peak	 <p>Site : 03CH13-IHY          Condition : PEAK_BE_74 3m HORN_91200_1241 HORIZONTAL          RBW:1000.000KHz VBW:3000.000KHz SWT:Auto          Detector : Peak          Project : 8N0131-01          Mode : 15          Power : 18</p>	 <p>Site : 03CH13-IHY          Condition : PEAK_74 3m HORN_91200_1241 HORIZONTAL          RBW:1000.000KHz VBW:3000.000KHz SWT:Auto          Detector : Peak          Project : 8N0131-01          Mode : 15          Power : 18</p>
Avg.	 <p>Site : 03CH13-IHY          Condition : AVG_BE_54 3m HORN_91200_1241 HORIZONTAL          RBW:1000.000KHz VBW:1.000KHz SWT:Auto          Detector : Peak          Project : 8N0131-01          Mode : 15          Power : 18</p>	 <p>Site : 03CH13-IHY          Condition : AVG_54 3m HORN_91200_1241 HORIZONTAL          RBW:1000.000KHz VBW:1.000KHz SWT:Auto          Detector : Peak          Project : 8N0131-01          Mode : 15          Power : 18</p>



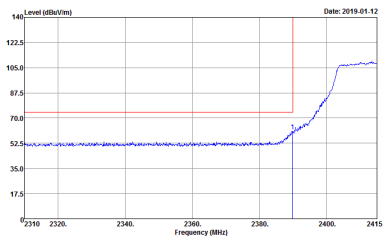
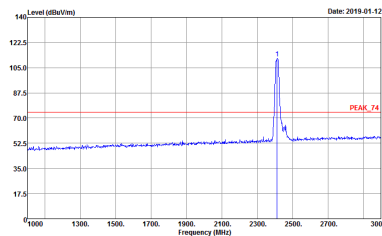
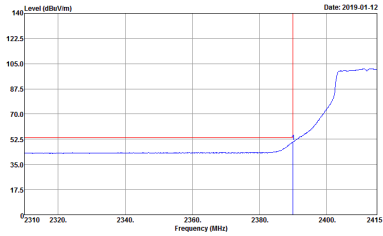
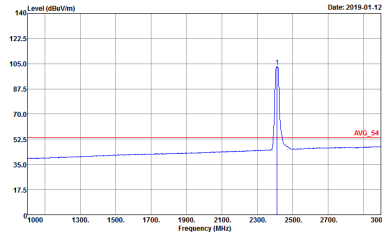
WIFI	2.4GHz 2400~2483.5MHz Band Edge @ 3m	
ANT	802.11g CH11 2462MHz	
1	Vertical	Fundamental
Peak	 <p>Site : 03CH13-HY            Condition : PEAK_BE_74 3m HORN_91200_1241 VERTICAL            RBW:1000.000KHz VBW:3000.000KHz SWT:Auto            Detector : Peak            Project : 8N0131-01            Mode : 15            Power : 18</p>	 <p>Site : 03CH13-HY            Condition : PEAK_74 3m HORN_91200_1241 VERTICAL            RBW:1000.000KHz VBW:3000.000KHz SWT:Auto            Detector : Peak            Project : 8N0131-01            Mode : 15            Power : 18</p>
Avg.	 <p>Site : 03CH13-HY            Condition : AVG_BE_54 3m HORN_91200_1241 VERTICAL            RBW:1000.000KHz VBW:1.000KHz SWT:Auto            Detector : Peak            Project : 8N0131-01            Mode : 15            Power : 18</p>	 <p>Site : 03CH13-HY            Condition : AVG_54 3m HORN_91200_1241 VERTICAL            RBW:1000.000KHz VBW:1.000KHz SWT:Auto            Detector : Peak            Project : 8N0131-01            Mode : 15            Power : 18</p>



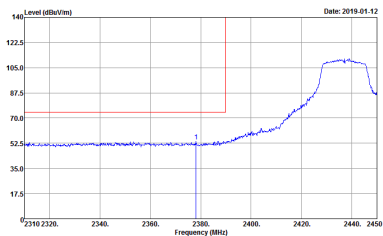
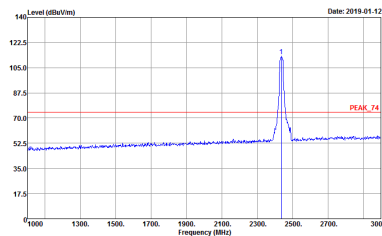
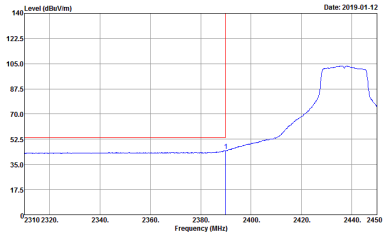
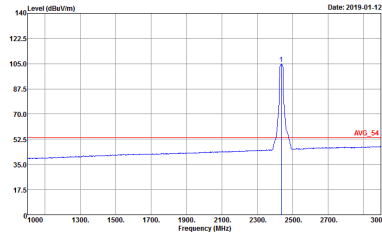
2.4GHz 2400~2483.5MHz  
WIFI 802.11n HT20 (Band Edge @ 3m)

WIFI	2.4GHz 2400~2483.5MHz Band Edge @ 3m	
ANT	802.11n HT20 CH01 2412MHz	
1	Horizontal	Fundamental
Peak	<p>Site : 03CH13-HY Condition : PEAK_BE_74 3m HORN_91200_1241 HORIZONTAL Detector : Peak Project : 8N0131-01 Mode : 16 Power : 18.5</p>	<p>Site : 03CH13-HY Condition : PEAK_74 3m HORN_91200_1241 HORIZONTAL Detector : Peak Project : 8N0131-01 Mode : 16 Power : 18.5</p>
Avg.	<p>Site : 03CH13-HY Condition : AVG_BE_54 3m HORN_91200_1241 HORIZONTAL Detector : Peak Project : 8N0131-01 Mode : 16 Power : 18.5</p>	<p>Site : 03CH13-HY Condition : AVG_54 3m HORN_91200_1241 HORIZONTAL Detector : Peak Project : 8N0131-01 Mode : 16 Power : 18.5</p>

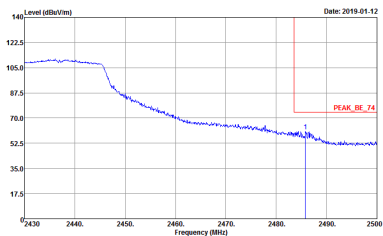
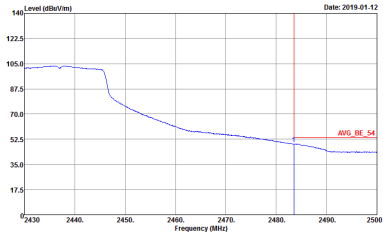


WIFI	2.4GHz 2400~2483.5MHz Band Edge @ 3m	
ANT	802.11n HT20 CH01 2412MHz	
1	Vertical	Fundamental
Peak	 <p>Site : 03CH13-HY            Condition : PEAK_BE_74 3m HORN_91200_1241 VERTICAL            RBW:1000.000KHz VBW:3000.000KHz SWT:Auto            Detector : Peak            Project : 8N0131-01            Mode : 16            Power : 18.5</p>	 <p>Site : 03CH13-HY            Condition : PEAK_74 3m HORN_91200_1241 VERTICAL            RBW:1000.000KHz VBW:3000.000KHz SWT:Auto            Detector : Peak            Project : 8N0131-01            Mode : 16            Power : 18.5</p>
Avg.	 <p>Site : 03CH13-HY            Condition : AVG_BE_54 3m HORN_91200_1241 VERTICAL            RBW:1000.000KHz VBW:1.000KHz SWT:Auto            Detector : Peak            Project : 8N0131-01            Mode : 16            Power : 18.5</p>	 <p>Site : 03CH13-HY            Condition : AVG_54 3m HORN_91200_1241 VERTICAL            RBW:1000.000KHz VBW:1.000KHz SWT:Auto            Detector : Peak            Project : 8N0131-01            Mode : 16            Power : 18.5</p>



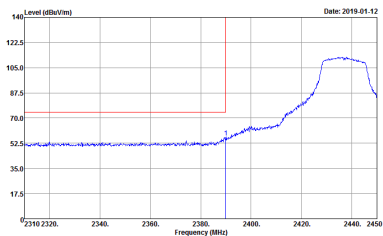
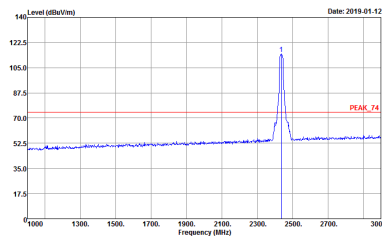
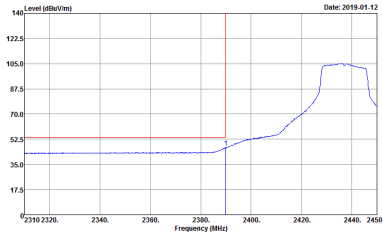
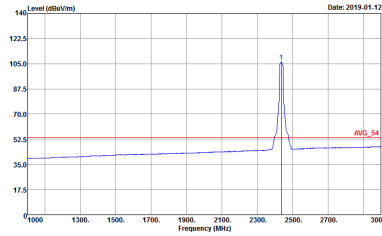
WIFI	2.4GHz 2400~2483.5MHz Band Edge @ 3m	
ANT	802.11n HT20 CH06 2437MHz - L	
1	Horizontal	Fundamental
Peak	 <p>Site : 03CH13-HY            Condition : PEAK_BE_74 3m HORN_91200_1241 HORIZONTAL            RBW:1000.000KHz VBW:3000.000KHz SWT:Auto            Detector : Peak            Project : 8N0131-01            Mode : 17            Power : 21.5</p>	 <p>Site : 03CH13-HY            Condition : PEAK_74 3m HORN_91200_1241 HORIZONTAL            RBW:1000.000KHz VBW:3000.000KHz SWT:Auto            Detector : Peak            Project : 8N0131-01            Mode : 17            Power : 21.5</p>
Avg.	 <p>Site : 03CH13-HY            Condition : AVG_BE_54 3m HORN_91200_1241 HORIZONTAL            RBW:1000.000KHz VBW:1.000KHz SWT:Auto            Detector : Peak            Project : 8N0131-01            Mode : 17            Power : 21.5</p>	 <p>Site : 03CH13-HY            Condition : AVG_54 3m HORN_91200_1241 HORIZONTAL            RBW:1000.000KHz VBW:1.000KHz SWT:Auto            Detector : Peak            Project : 8N0131-01            Mode : 17            Power : 21.5</p>



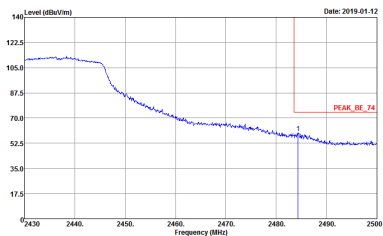
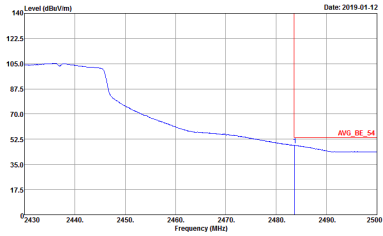
WIFI	2.4GHz 2400~2483.5MHz Band Edge @ 3m	
ANT	802.11n HT20 CH06 2437MHz - R	
1	Horizontal	Fundamental
<p><b>Peak</b></p>	 <p>Site : 03CH13-HY            Condition : PEAK_BE_74 3m HORN_91200_1241 HORIZONTAL            RBW:1000.000KHz VBW:3000.000KHz SWT:Auto            Detector : Peak            Project : 8N0131-01            Mode : 17            Power : 21.5</p>	<p>Left blank</p>
<p><b>Avg.</b></p>	 <p>Site : 03CH13-HY            Condition : AVG_BE_54 3m HORN_91200_1241 HORIZONTAL            RBW:1000.000KHz VBW:1000KHz SWT:Auto            Detector : Peak            Project : 8N0131-01            Mode : 17            Power : 21.5</p>	<p>Left blank</p>



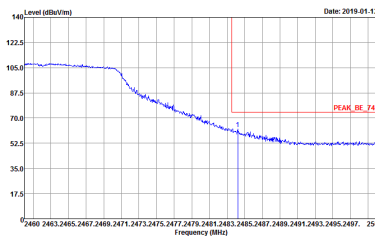
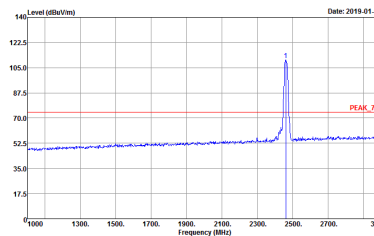
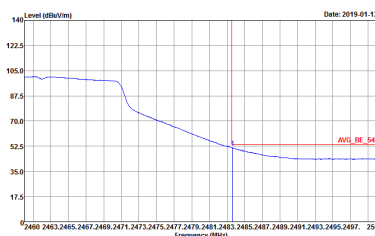
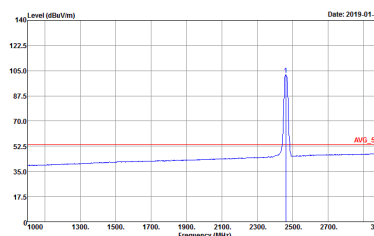


WIFI	2.4GHz 2400~2483.5MHz Band Edge @ 3m	
ANT	802.11n HT20 CH06 2437MHz - L	
1	Vertical	Fundamental
Peak	 <p>Site : 03CH13-HY          Condition : PEAK_BE_74 3m HORN_91200_1241 VERTICAL          RBW:1000.000KHz VBW:3000.000KHz SWT:Auto          Detector : Peak          Project : 8N0131-01          Mode : 17          Power : 21.5</p>	 <p>Site : 03CH13-HY          Condition : PEAK_74 3m HORN_91200_1241 VERTICAL          RBW:1000.000KHz VBW:3000.000KHz SWT:Auto          Detector : Peak          Project : 8N0131-01          Mode : 17          Power : 21.5</p>
Avg.	 <p>Site : 03CH13-HY          Condition : AVG_BE_54 3m HORN_91200_1241 VERTICAL          RBW:1000.000KHz VBW:1.000KHz SWT:Auto          Detector : Peak          Project : 8N0131-01          Mode : 17          Power : 21.5</p>	 <p>Site : 03CH13-HY          Condition : AVG_54 3m HORN_91200_1241 VERTICAL          RBW:1000.000KHz VBW:1.000KHz SWT:Auto          Detector : Peak          Project : 8N0131-01          Mode : 17          Power : 21.5</p>

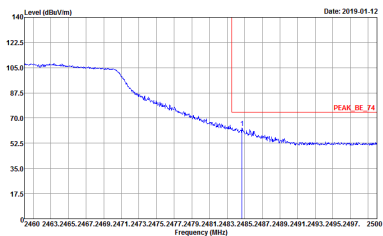
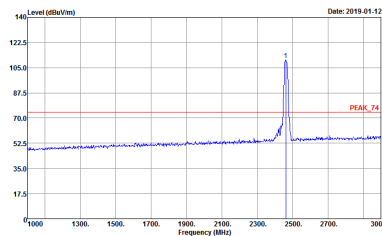
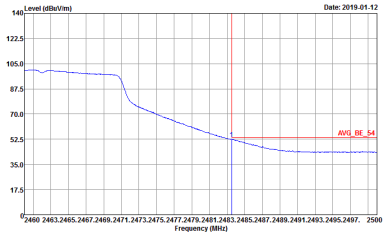
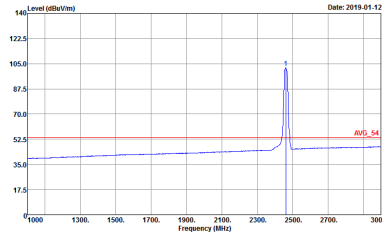


WIFI	2.4GHz 2400~2483.5MHz Band Edge @ 3m	
ANT	802.11n HT20 CH06 2437MHz - R	
1	Vertical	Fundamental
<p><b>Peak</b></p>	 <p>Site : 03CH13-HY            Condition : PEAK_BE_74 3m HORN_91200_1241 VERTICAL            RBW:1000.000KHz VBW:3000.000KHz SWT:Auto            Detector : Peak            Project : 8N0131-01            Mode : 17            Power : 21.5</p>	<p>Left Blank</p>
<p><b>Avg.</b></p>	 <p>Site : 03CH13-HY            Condition : AVG_BE_54 3m HORN_91200_1241 VERTICAL            RBW:1000.000KHz VBW:1.000KHz SWT:Auto            Detector : Peak            Project : 8N0131-01            Mode : 17            Power : 21.5</p>	<p>Left Blank</p>



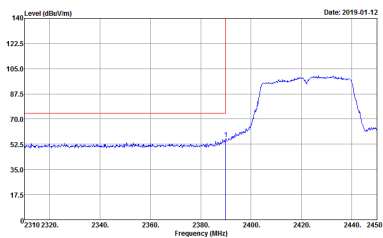
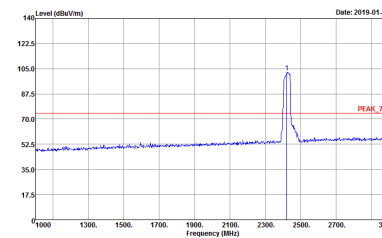
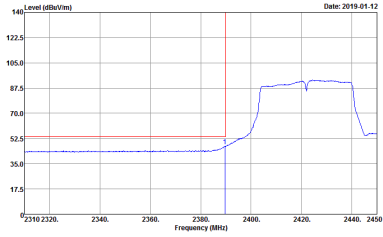
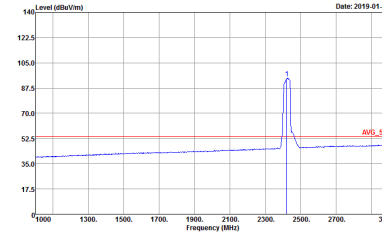
WIFI	2.4GHz 2400~2483.5MHz Band Edge @ 3m	
ANT	802.11n HT20 CH11 2462MHz	
1	Horizontal	Fundamental
Peak	 <p>Site : 03CH13-HY          Condition : PEAK_BE_74 3m HORN_91200_1241 HORIZONTAL          RBW:1000.000KHz VBW:3000.000KHz SWT:Auto          Detector : Peak          Project : 8N0131-01          Mode : 18          Power : 17.5</p>	 <p>Site : 03CH13-HY          Condition : PEAK_74 3m HORN_91200_1241 HORIZONTAL          RBW:1000.000KHz VBW:3000.000KHz SWT:Auto          Detector : Peak          Project : 8N0131-01          Mode : 18          Power : 17.5</p>
Avg.	 <p>Site : 03CH13-HY          Condition : AVG_BE_54 3m HORN_91200_1241 HORIZONTAL          RBW:1000.000KHz VBW:1.000KHz SWT:Auto          Detector : Peak          Project : 8N0131-01          Mode : 18          Power : 17.5</p>	 <p>Site : 03CH13-HY          Condition : AVG_54 3m HORN_91200_1241 HORIZONTAL          RBW:1000.000KHz VBW:1.000KHz SWT:Auto          Detector : Peak          Project : 8N0131-01          Mode : 18          Power : 17.5</p>



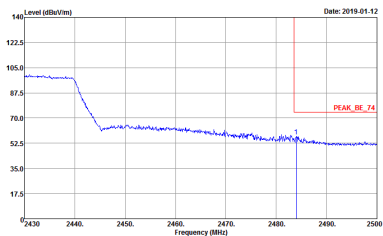
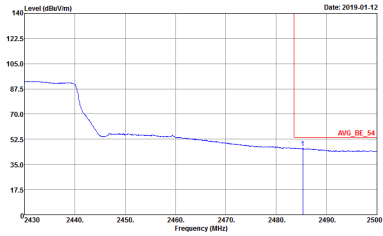
WIFI	2.4GHz 2400~2483.5MHz Fundamental @ 3m	
ANT	802.11n HT20 CH11 2462MHz	
1	Vertical	Fundamental
Peak	 <p>Site : 03CH13-HY            Condition : PEAK_BE_74 3m HORN_91200_1241 VERTICAL            RBW:1000.000KHz VBW:3000.000KHz SWT:Auto            Detector : Peak            Project : 8N0131-01            Mode : 18            Power : 17.5</p>	 <p>Site : 03CH13-HY            Condition : PEAK_74 3m HORN_91200_1241 VERTICAL            RBW:1000.000KHz VBW:3000.000KHz SWT:Auto            Detector : Peak            Project : 8N0131-01            Mode : 18            Power : 17.5</p>
Avg.	 <p>Site : 03CH13-HY            Condition : AVG_BE_54 3m HORN_91200_1241 VERTICAL            RBW:1000.000KHz VBW:1.000KHz SWT:Auto            Detector : Peak            Project : 8N0131-01            Mode : 18            Power : 17.5</p>	 <p>Site : 03CH13-HY            Condition : AVG_54 3m HORN_91200_1241 VERTICAL            RBW:1000.000KHz VBW:1.000KHz SWT:Auto            Detector : Peak            Project : 8N0131-01            Mode : 18            Power : 17.5</p>



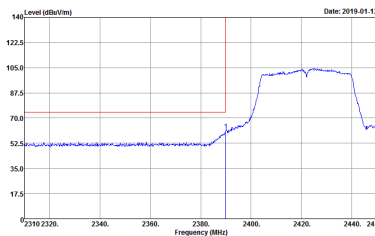
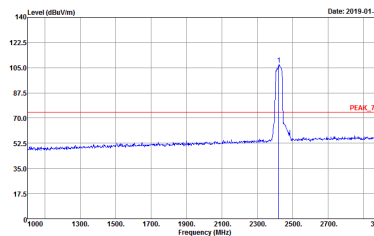
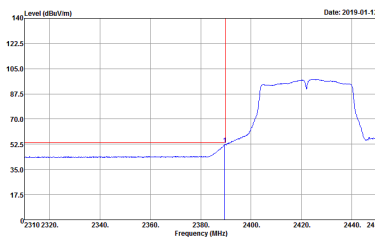
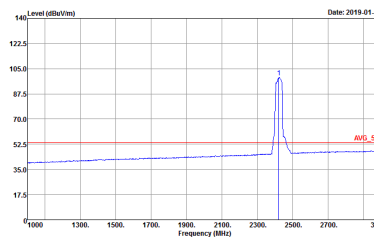
2.4GHz 2400~2483.5MHz  
WIFI 802.11n HT40 (Band Edge @ 3m)

WIFI	2.4GHz 2400~2483.5MHz Band Edge @ 3m	
ANT	802.11n HT40 CH03 2422MHz - L	
1	Horizontal	Fundamental
Peak	 <p>Site : 03CH13-HY Condition : PEAK_BE_74 3m HORN_91200_1241 HORIZONTAL Detector : Peak Project : 8N0131-01 Mode : 19 Power : 16</p>	 <p>Site : 03CH13-HY Condition : PEAK_74 3m HORN_91200_1241 HORIZONTAL Detector : Peak Project : 8N0131-01 Mode : 19 Power : 16</p>
Avg.	 <p>Site : 03CH13-HY Condition : AVG_BE_54 3m HORN_91200_1241 HORIZONTAL Detector : Peak Project : 8N0131-01 Mode : 19 Power : 16</p>	 <p>Site : 03CH13-HY Condition : AVG_54 3m HORN_91200_1241 HORIZONTAL Detector : Peak Project : 8N0131-01 Mode : 19 Power : 16</p>

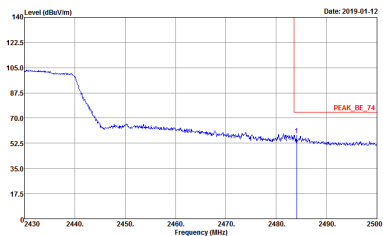
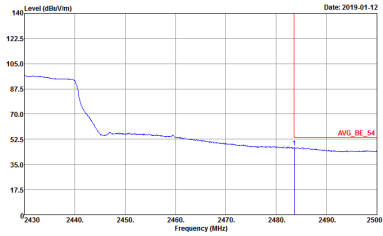


WIFI	2.4GHz 2400~2483.5MHz Band Edge @ 3m	
ANT	802.11n HT40 CH03 2422MHz - R	
1	Horizontal	Fundamental
<p><b>Peak</b></p>	 <p>Site : 03CH13-HY            Condition : PEAK_BE_74 3m HORN_91200_1241 HORIZONTAL            RBW:1000.000KHz VBW:3000.000KHz SWT:Auto            Detector : Peak            Project : 8N0131-01            Mode : 19            Power : 16</p>	<p>Left Blank</p>
<p><b>Avg.</b></p>	 <p>Site : 03CH13-HY            Condition : AVG_BE_54 3m HORN_91200_1241 HORIZONTAL            RBW:1000.000KHz VBW:3.000KHz SWT:Auto            Detector : Peak            Project : 8N0131-01            Mode : 19            Power : 16</p>	<p>Left Blank</p>



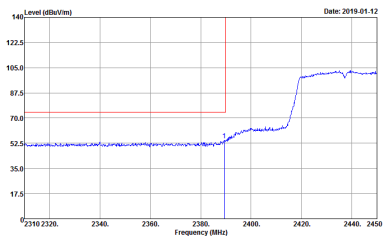
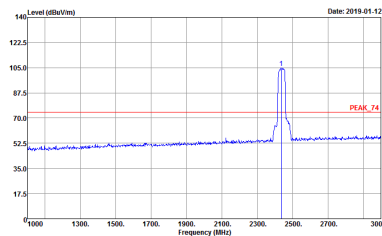
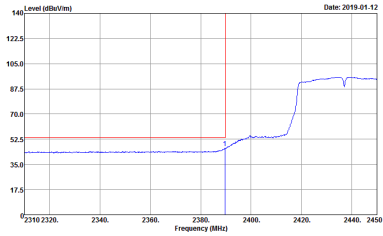
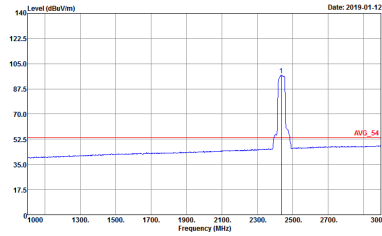
WIFI	2.4GHz 2400~2483.5MHz Band Edge @ 3m	
ANT	802.11n HT40 CH03 2422MHz - L	
1	Vertical	Fundamental
Peak	 <p>Site : 03CH13-HY          Condition : PEAK_BE_74 3m HORN_91200_1241 VERTICAL          RBW:1000.000KHz VBW:3000.000KHz SWT:Auto          Detector : Peak          Project : 8N0131-01          Mode : 19          Power : 16</p>	 <p>Site : 03CH13-HY          Condition : PEAK_74 3m HORN_91200_1241 VERTICAL          RBW:1000.000KHz VBW:3000.000KHz SWT:Auto          Detector : Peak          Project : 8N0131-01          Mode : 19          Power : 16</p>
Avg.	 <p>Site : 03CH13-HY          Condition : AVG_BE_54 3m HORN_91200_1241 VERTICAL          RBW:1000.000KHz VBW:3.000KHz SWT:Auto          Detector : Peak          Project : 8N0131-01          Mode : 19          Power : 16</p>	 <p>Site : 03CH13-HY          Condition : AVG_54 3m HORN_91200_1241 VERTICAL          RBW:1000.000KHz VBW:3.000KHz SWT:Auto          Detector : Peak          Project : 8N0131-01          Mode : 19          Power : 16</p>



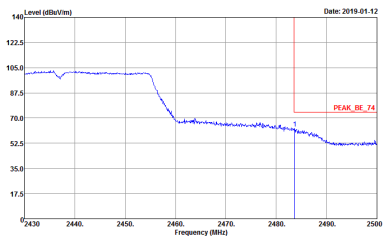
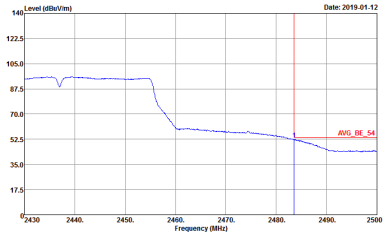
WIFI	2.4GHz 2400~2483.5MHz Band Edge @ 3m	
ANT	802.11n HT40 CH03 2422MHz - R	
1	Vertical	Fundamental
<p><b>Peak</b></p>	 <p>Site : 03CH13-HY            Condition : PEAK_BE_74 3m HORN_91200_1241 VERTICAL            RBW:1000.000KHz VBW:3000.000KHz SWT:Auto            Detector : Peak            Project : 8N0131-01            Mode : 19            Power : 16</p>	<p>Left blank</p>
<p><b>Avg.</b></p>	 <p>Site : 03CH13-HY            Condition : AVG_BE_54 3m HORN_91200_1241 VERTICAL            RBW:1000.000KHz VBW:3.000KHz SWT:Auto            Detector : Peak            Project : 8N0131-01            Mode : 19            Power : 16</p>	<p>Left blank</p>



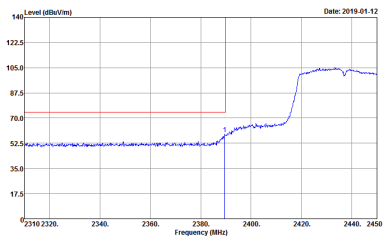
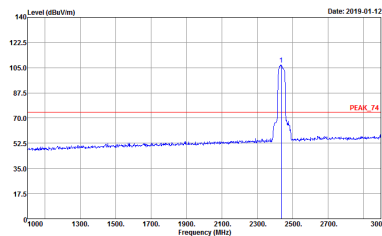
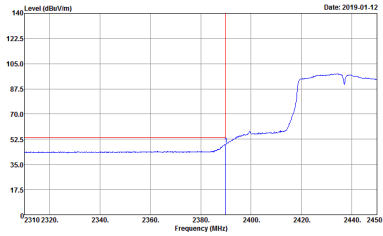
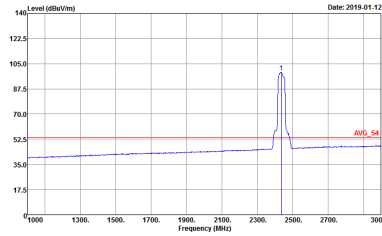


WIFI	2.4GHz 2400~2483.5MHz Band Edge @ 3m	
ANT	802.11n HT40 CH06 2437MHz - L	
1	Horizontal	Fundamental
Peak	 <p>Site : 03CH13-HY          Condition : PEAK_BE_74 3m HORN_91200_1241 HORIZONTAL          RBW:1000.000KHz VBW:3000.000KHz SWT:Auto          Detector : Peak          Project : 8N0131-01          Mode : Z0          Power : 17</p>	 <p>Site : 03CH13-HY          Condition : PEAK_74 3m HORN_91200_1241 HORIZONTAL          RBW:1000.000KHz VBW:3000.000KHz SWT:Auto          Detector : Peak          Project : 8N0131-01          Mode : Z0          Power : 17</p>
Avg.	 <p>Site : 03CH13-HY          Condition : AVG_BE_54 3m HORN_91200_1241 HORIZONTAL          RBW:1000.000KHz VBW:3.000KHz SWT:Auto          Detector : Peak          Project : 8N0131-01          Mode : Z0          Power : 17</p>	 <p>Site : 03CH13-HY          Condition : AVG_54 3m HORN_91200_1241 HORIZONTAL          RBW:1000.000KHz VBW:3.000KHz SWT:Auto          Detector : Peak          Project : 8N0131-01          Mode : Z0          Power : 17</p>

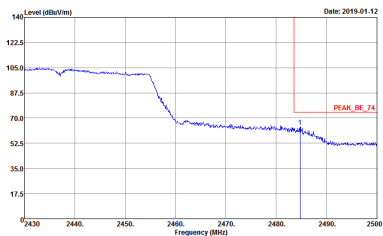
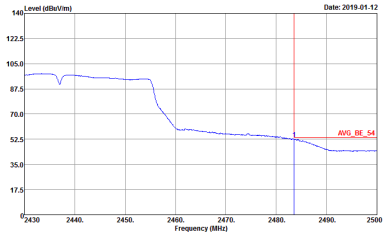


WIFI	2.4GHz 2400~2483.5MHz Band Edge @ 3m	
ANT	802.11n HT40 CH06 2437MHz - R	
1	Horizontal	Fundamental
<p><b>Peak</b></p>	 <p>Site : 03CH13-HY            Condition : PEAK_BE_74 3m HORN_91200_1241 HORIZONTAL            RBW:1000.000KHz VBW:3000.000KHz SWT:Auto            Detector : Peak            Project : 8N0131-01            Mode : Z0            Power : 17</p>	<p>Left blank</p>
<p><b>Avg.</b></p>	 <p>Site : 03CH13-HY            Condition : AVG_BE_54 3m HORN_91200_1241 HORIZONTAL            RBW:1000.000KHz VBW:3.000KHz SWT:Auto            Detector : Peak            Project : 8N0131-01            Mode : Z0            Power : 17</p>	<p>Left blank</p>

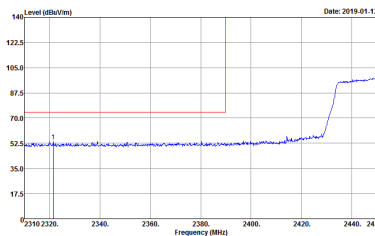
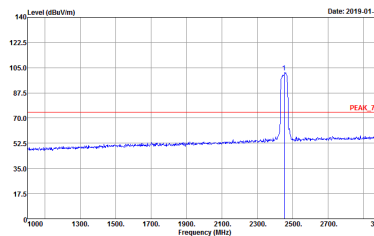
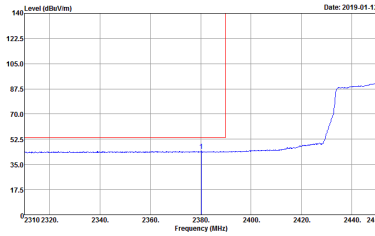
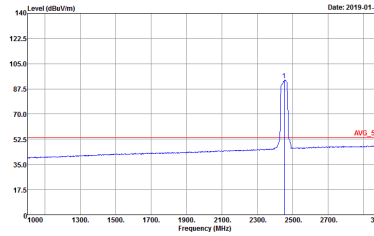


WIFI	2.4GHz 2400~2483.5MHz Band Edge @ 3m	
ANT	802.11n HT40 CH06 2437MHz - L	
1	Vertical	Fundamental
Peak	 <p>Site : 03CH13-HY          Condition : PEAK_BE_74 3m HORN_91200_1241 VERTICAL          RBW:1000.000KHz VBW:3000.000KHz SWT:Auto          Detector : Peak          Project : 8N0131-01          Mode : Z0          Power : 17</p>	 <p>Site : 03CH13-HY          Condition : PEAK_74 3m HORN_91200_1241 VERTICAL          RBW:1000.000KHz VBW:3000.000KHz SWT:Auto          Detector : Peak          Project : 8N0131-01          Mode : Z0          Power : 17</p>
Avg.	 <p>Site : 03CH13-HY          Condition : AVG_BE_54 3m HORN_91200_1241 VERTICAL          RBW:1000.000KHz VBW:3.000KHz SWT:Auto          Detector : Peak          Project : 8N0131-01          Mode : Z0          Power : 17</p>	 <p>Site : 03CH13-HY          Condition : AVG_54 3m HORN_91200_1241 VERTICAL          RBW:1000.000KHz VBW:3.000KHz SWT:Auto          Detector : Peak          Project : 8N0131-01          Mode : Z0          Power : 17</p>

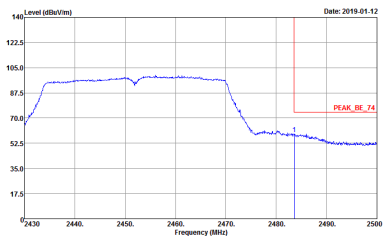
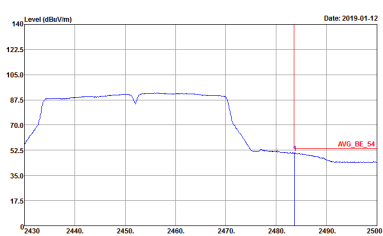


WIFI	2.4GHz 2400~2483.5MHz Band Edge @ 3m	
ANT	802.11n HT40 CH06 2437MHz - R	
1	Horizontal	Fundamental
<p><b>Peak</b></p>	 <p>Site : 03CH13-HY            Condition : PEAK_BE_74 3m HORN_91200_1241 VERTICAL            RBW:1000.000KHz VBW:3000.000KHz SWT:Auto            Detector : Peak            Project : 8N0131-01            Mode : Z0            Power : 17</p>	<p>Left blank</p>
<p><b>Avg.</b></p>	 <p>Site : 03CH13-HY            Condition : AVG_BE_54 3m HORN_91200_1241 VERTICAL            RBW:1000.000KHz VBW:3.000KHz SWT:Auto            Detector : Peak            Project : 8N0131-01            Mode : Z0            Power : 17</p>	<p>Left blank</p>

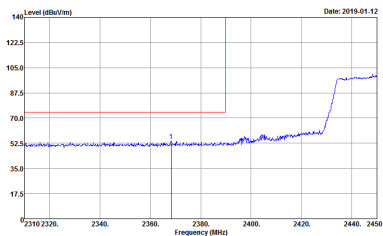
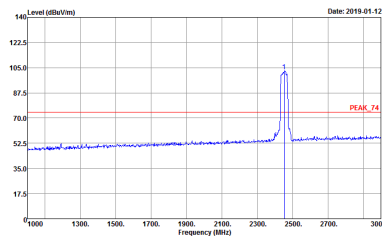
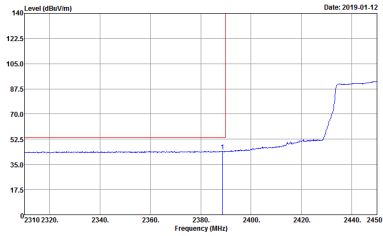
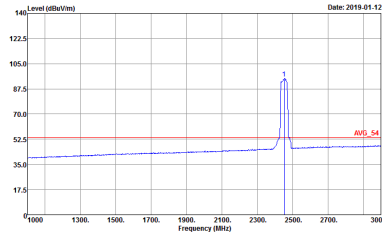


WIFI	2.4GHz 2400~2483.5MHz Band Edge @ 3m	
ANT	802.11n HT40 CH09 2452MHz - L	
1	Horizontal	Fundamental
Peak	 <p>Site : 03CH13-HY          Condition : PEAK_BE_74 3m HORN_91200_1241 HORIZONTAL          RBW:1000.000KHz VBW:3000.000KHz SWT:Auto          Detector : Peak          Project : 8N0131-01          Mode : Z1          Power : 12.5</p>	 <p>Site : 03CH13-HY          Condition : PEAK_74 3m HORN_91200_1241 HORIZONTAL          RBW:1000.000KHz VBW:3000.000KHz SWT:Auto          Detector : Peak          Project : 8N0131-01          Mode : Z1          Power : 12.5</p>
Avg.	 <p>Site : 03CH13-HY          Condition : AVG_BE_54 3m HORN_91200_1241 HORIZONTAL          RBW:1000.000KHz VBW:3.000KHz SWT:Auto          Detector : Peak          Project : 8N0131-01          Mode : Z1          Power : 12.5</p>	 <p>Site : 03CH13-HY          Condition : AVG_54 3m HORN_91200_1241 HORIZONTAL          RBW:1000.000KHz VBW:3.000KHz SWT:Auto          Detector : Peak          Project : 8N0131-01          Mode : Z1          Power : 12.5</p>

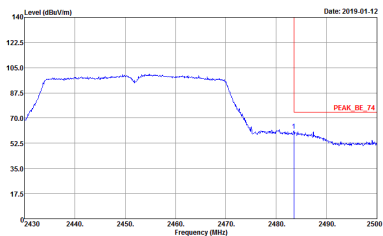
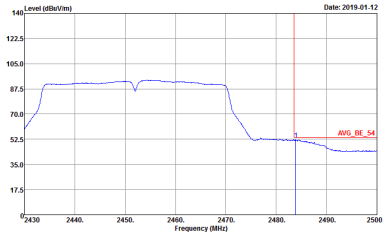


WIFI	2.4GHz 2400~2483.5MHz Band Edge @ 3m	
ANT	802.11n HT40 CH09 2452MHz - R	
1	Horizontal	Fundamental
<p><b>Peak</b></p>	 <p>Site : 03CH13-HY            Condition : PEAK_BE_74 3m HORN_91200_1241 HORIZONTAL            RBW:1000.000KHz VBW:3000.000KHz SWT:Auto            Detector : Peak            Project : 8N0131-01            Mode : Z1            Power : 12.5</p>	<p>Left blank</p>
<p><b>Avg.</b></p>	 <p>Site : 03CH13-HY            Condition : AVG_BE_54 3m HORN_91200_1241 HORIZONTAL            RBW:1000.000KHz VBW:3.000KHz SWT:Auto            Detector : Peak            Project : 8N0131-01            Mode : Z1            Power : 12.5</p>	<p>Left blank</p>



WIFI	2.4GHz 2400~2483.5MHz Band Edge @ 3m	
ANT	802.11n HT40 CH09 2452MHz - L	
1	Vertical	Fundamental
Peak	 <p>Site : 03CH13-HY          Condition : PEAK_BE_74 3m HORN_91200_1241 VERTICAL          RBW:1000.000KHz VBW:3000.000KHz SWT:Auto          Detector : Peak          Project : 8N0131-01          Mode : Z1          Power : 12.5</p>	 <p>Site : 03CH13-HY          Condition : PEAK_74 3m HORN_91200_1241 VERTICAL          RBW:1000.000KHz VBW:3000.000KHz SWT:Auto          Detector : Peak          Project : 8N0131-01          Mode : Z1          Power : 12.5</p>
Avg.	 <p>Site : 03CH13-HY          Condition : AVG_BE_54 3m HORN_91200_1241 VERTICAL          RBW:1000.000KHz VBW:3.000KHz SWT:Auto          Detector : Peak          Project : 8N0131-01          Mode : Z1          Power : 12.5</p>	 <p>Site : 03CH13-HY          Condition : AVG_54 3m HORN_91200_1241 VERTICAL          RBW:1000.000KHz VBW:3.000KHz SWT:Auto          Detector : Peak          Project : 8N0131-01          Mode : Z1          Power : 12.5</p>



WIFI	2.4GHz 2400~2483.5MHz Band Edge @ 3m	
ANT	802.11n HT40 CH09 2452MHz - R	
1	Vertical	Fundamental
<p><b>Peak</b></p>	 <p>Site : 03CH13-HY            Condition : PEAK_BE_74 3m HORN_91200_1241 VERTICAL            RBW:1000.000KHz VBW:3000.000KHz SWT:Auto            Detector : Peak            Project : 8N0131-01            Mode : Z1            Power : 12.5</p>	<p>Left blank</p>
<p><b>Avg.</b></p>	 <p>Site : 03CH13-HY            Condition : AVG_BE_54 3m HORN_91200_1241 VERTICAL            RBW:1000.000KHz VBW:3.000KHz SWT:Auto            Detector : Peak            Project : 8N0131-01            Mode : Z1            Power : 12.5</p>	<p>Left blank</p>





**2.4GHz 2400~2483.5MHz  
WIFI 802.11b (Harmonic @ 3m)**

WIFI	2.4GHz 2400~2483.5MHz Harmonic @ 3m	
ANT	802.11b CH01 2412MHz	
1	Horizontal	Vertical
<b>Peak Avg.</b>	<p>Site : 03CH13-HY Condition : PEAK_74 3m HORN_91200_1241 HORIZONTAL Detector : Peak Project : 8N0131-01 Mode : 10 Power : 21</p>	<p>Site : 03CH13-HY Condition : PEAK_74 3m HORN_91200_1241 VERTICAL Detector : Peak Project : 8N0131-01 Mode : 10 Power : 21</p>



WIFI	2.4GHz 2400~2483.5MHz Harmonic @ 3m	
ANT	802.11b CH06 2437MHz	
1	Horizontal	Vertical
Peak Avg.	<p>Site : 03CH13-HY          Condition : PEAK_74 3m HORN_91200_1241 HORIZONTAL          Detector : Peak          Project : 8N0131-01          Mode : 11          Power : 21.5</p>	<p>Site : 03CH13-HY          Condition : PEAK_74 3m HORN_91200_1241 VERTICAL          Detector : Peak          Project : 8N0131-01          Mode : 11          Power : 21.5</p>



WIFI	2.4GHz 2400~2483.5MHz Harmonic @ 3m	
ANT	802.11b CH11 2462MHz	
1	Horizontal	Vertical
Peak Avg.	<p>Site : 03CH13-HY          Condition : PEAK_74 3m HORN_91200_1241 HORIZONTAL          Detector : Peak          Project : 8N0131-01          Mode : 12          Power : 21.5</p>	<p>Site : 03CH13-HY          Condition : PEAK_74 3m HORN_91200_1241 VERTICAL          Detector : Peak          Project : 8N0131-01          Mode : 12          Power : 21.5</p>



**2.4GHz 2400~2483.5MHz  
WIFI 802.11g (Harmonic @ 3m)**

WIFI	2.4GHz 2400~2483.5MHz Harmonic @ 3m	
ANT	802.11g CH01 2412MHz	
1	Horizontal	Vertical
<b>Peak Avg.</b>	<p>Site : 03CH13-HY Condition : PEAK_74 3m HORN_9120D_1241 HORIZONTAL Detector : Peak Project : 8N0131-01 Mode : 13 Power : 18.5</p>	<p>Site : 03CH13-HY Condition : PEAK_74 3m HORN_9120D_1241 VERTICAL Detector : Peak Project : 8N0131-01 Mode : 13 Power : 18.5</p>



WIFI	2.4GHz 2400~2483.5MHz Harmonic @ 3m	
ANT	802.11g CH06 2437MHz	
1	Horizontal	Vertical
Peak Avg.	<p>Site : 03CH13-HY          Condition : PEAK_74 3m HORN_91200_1241 HORIZONTAL          Detector : Peak          Project : 8N0131-01          Mode : 14          Power : 18.5</p>	<p>Site : 03CH13-HY          Condition : PEAK_74 3m HORN_91200_1241 VERTICAL          Detector : Peak          Project : 8N0131-01          Mode : 14          Power : 18.5</p>



WIFI	2.4GHz 2400~2483.5MHz Harmonic @ 3m	
ANT	802.11g CH11 2462MHz	
1	Horizontal	Vertical
Peak Avg.	<p>Site : 03CH13-HY          Condition : PEAK_74 3m HORN_91200_1241 HORIZONTAL          Detector : Peak          Project : 8N0131-01          Mode : 15          Power : 18</p>	<p>Site : 03CH13-HY          Condition : PEAK_74 3m HORN_91200_1241 VERTICAL          Detector : Peak          Project : 8N0131-01          Mode : 15          Power : 18</p>



**2.4GHz 2400~2483.5MHz  
WIFI 802.11n HT20 (Harmonic @ 3m)**

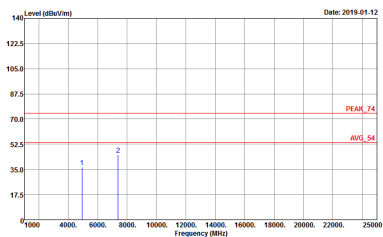
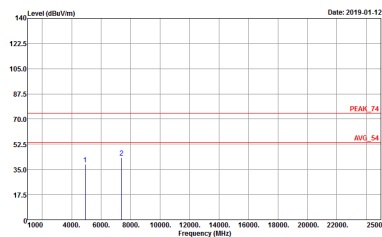
WIFI	2.4GHz 2400~2483.5MHz Harmonic @ 3m	
ANT	802.11n HT20 CH01 2412MHz	
1	Horizontal	Vertical
<b>Peak Avg.</b>	<p>Site : 03CH13-HY Condition : PEAK_74 3m HORN_9120D_1241 HORIZONTAL Detector : Peak Project : 8N0131-01 Mode : 16 Power : 18.5</p>	<p>Site : 03CH13-HY Condition : PEAK_74 3m HORN_9120D_1241 VERTICAL Detector : Peak Project : 8N0131-01 Mode : 16 Power : 18.5</p>



WIFI	2.4GHz 2400~2483.5MHz Harmonic @ 3m	
ANT	802.11n HT20 CH06 2437MHz	
1	Horizontal	Vertical
Peak Avg.	<p>Site : 03CH13-HY          Condition : PEAK_74 3m HORN_91200_1241 HORIZONTAL          Detector : Peak          Project : 8N0131-01          Mode : 17          Power : 21.5</p>	<p>Site : 03CH13-HY          Condition : PEAK_74 3m HORN_91200_1241 VERTICAL          Detector : Peak          Project : 8N0131-01          Mode : 17          Power : 21.5</p>





WIFI	2.4GHz 2400~2483.5MHz Harmonic @ 3m	
ANT	802.11n HT20 CH11 2462MHz	
1	Horizontal	Vertical
Peak Avg.	 <p>Site : 03CH13-HY          Condition : PEAK_74 3m HORN_91200_1241 HORIZONTAL          Detector : Peak          Project : 8N0131-01          Mode : 18          Power : 17.5</p>	 <p>Site : 03CH13-HY          Condition : PEAK_74 3m HORN_91200_1241 VERTICAL          Detector : Peak          Project : 8N0131-01          Mode : 18          Power : 17.5</p>



**2.4GHz 2400~2483.5MHz  
WIFI 802.11n HT40 (Harmonic @ 3m)**

WIFI	2.4GHz 2400~2483.5MHz Harmonic @ 3m	
ANT	802.11n HT40 CH03 2422MHz	
1	Horizontal	Vertical
Peak Avg.	<p>Site : 03CH13-HY Condition : PEAK_74 3m HORN_9120D_1241 HORIZONTAL Detector : Peak Project : 8N0131-01 Mode : 19 Power : 16</p>	<p>Site : 03CH13-HY Condition : PEAK_74 3m HORN_9120D_1241 VERTICAL Detector : Peak Project : 8N0131-01 Mode : 19 Power : 16</p>



WIFI	2.4GHz 2400~2483.5MHz Harmonic @ 3m	
ANT	802.11n HT40 CH06 2437MHz	
1	Horizontal	Vertical
Peak Avg.	<p>Site : 03CH13-HY          Condition : PEAK_74 3m HORN_91200_1241 HORIZONTAL          Detector : Peak          Project : 8N0131-01          Mode : 20          Power : 17</p>	<p>Site : 03CH13-HY          Condition : PEAK_74 3m HORN_91200_1241 VERTICAL          Detector : Peak          Project : 8N0131-01          Mode : 20          Power : 17</p>



WIFI	2.4GHz 2400~2483.5MHz Harmonic @ 3m	
ANT	802.11n HT40 CH09 2452MHz	
1	Horizontal	Vertical
Peak Avg.	<p>Site : 03CH13-HY          Condition : PEAK_74 3m HORN_91200_1241 HORIZONTAL          Detector : Peak          Project : 8N0131-01          Mode : 21          Power : 12.5</p>	<p>Site : 03CH13-HY          Condition : PEAK_74 3m HORN_91200_1241 VERTICAL          Detector : Peak          Project : 8N0131-01          Mode : 21          Power : 12.5</p>



Emission below 1GHz  
2.4GHz WIFI 802.11n HT40 (LF)

WIFI	2.4GHz 2400~2483.5MHz	
ANT	802.11n HT40 LF	
1	Horizontal	Vertical
QP / Peak	<p>Site : 03CH13-HY Condition : QP 3m B1LOG_37059601 HORIZONTAL Detector : Peak Project : 8N0131-01 Mode : 55</p>	<p>Site : 03CH13-HY Condition : QP 3m B1LOG_37059601 VERTICAL Detector : Peak Project : 8N0131-01 Mode : 55</p>



**2.4GHz 2400~2483.5MHz**  
**WIFI 802.11b (Band Edge @ 3m)**

WIFI	2.4GHz 2400~2483.5MHz Band Edge @ 3m	
ANT	802.11b CH01 2412MHz	
2	Horizontal	Fundamental
<b>Peak</b>	<p>Site : 03CH13-HY            Condition : PEAK_BE_74 3m HORN_91200_1241 HORIZONTAL            RBW:1000.000KHz VBW:3000.000KHz SWT:Auto            Detector : Peak            Project : 8N0131-01            Mode : 22            Power : 20.5</p>	<p>Site : 03CH13-HY            Condition : PEAK_74 3m HORN_91200_1241 HORIZONTAL            RBW:1000.000KHz VBW:3000.000KHz SWT:Auto            Detector : Peak            Project : 8N0131-01            Mode : 22            Power : 20.5</p>
<b>Avg.</b>	<p>Site : 03CH13-HY            Condition : AVG_BE_54 3m HORN_91200_1241 HORIZONTAL            RBW:1000.000KHz VBW:0.010KHz SWT:Auto            Detector : Peak            Project : 8N0131-01            Mode : 22            Power : 20.5</p>	<p>Site : 03CH13-HY            Condition : AVG_54 3m HORN_91200_1241 HORIZONTAL            RBW:1000.000KHz VBW:0.010KHz SWT:Auto            Detector : Peak            Project : 8N0131-01            Mode : 22            Power : 20.5</p>