

Appendix E. Setup Photographs

<Conducted Emission>

Remote View






Rear View




<Radiated Emission>

Z Plane for CDD Mode

LF




HF




Y Plane for TXBF Mode

LF



HF



————THE END————