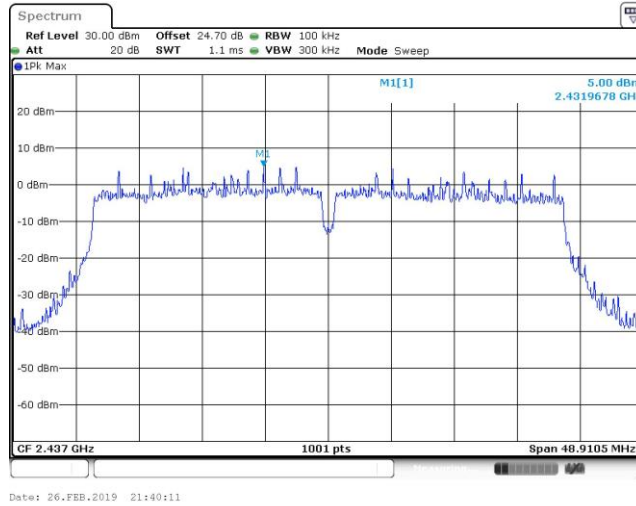


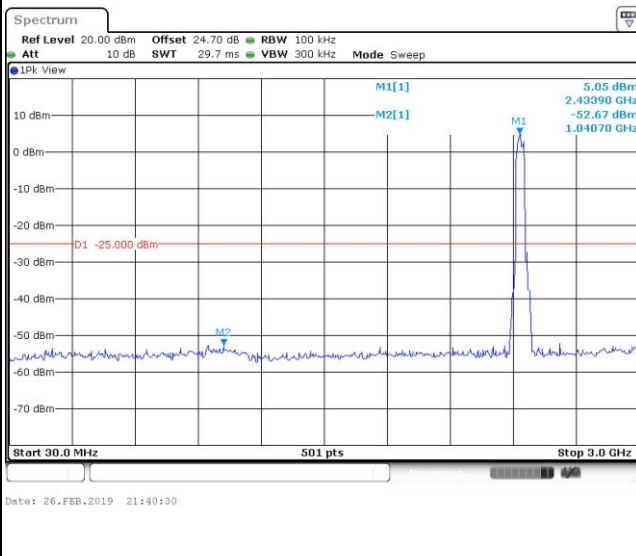


Test Mode :	802.11ac VHT40	Test Channel :	06
-------------	----------------	----------------	----

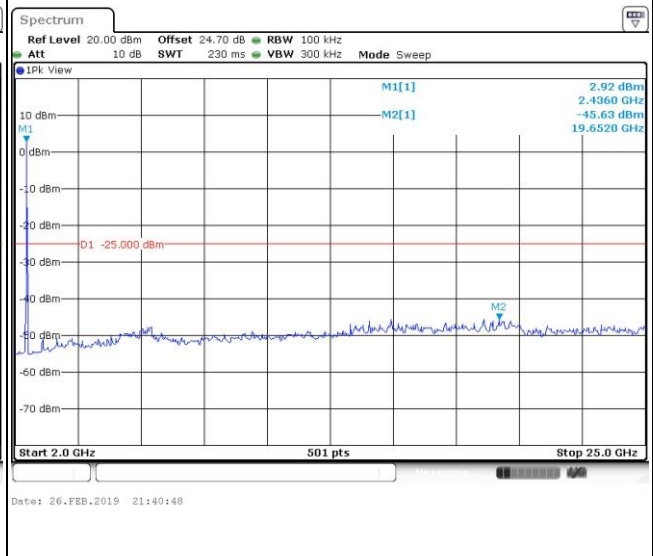
100kHz PSD reference Level



Spurious Emission 30MHz~3GHz

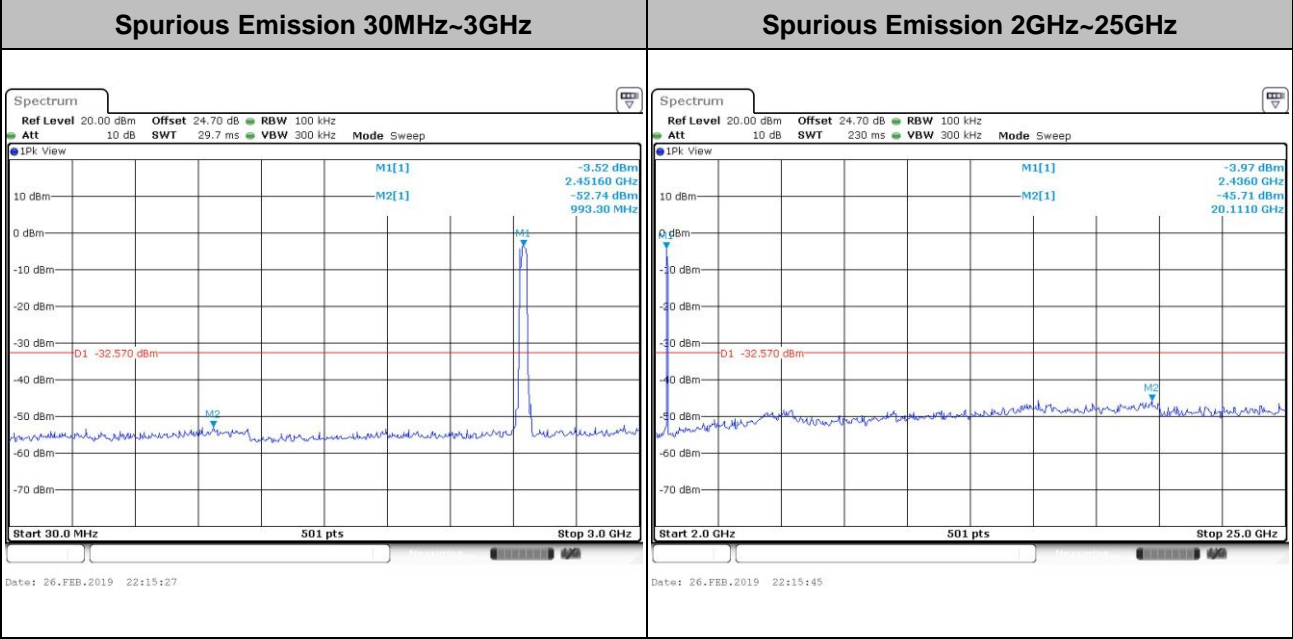
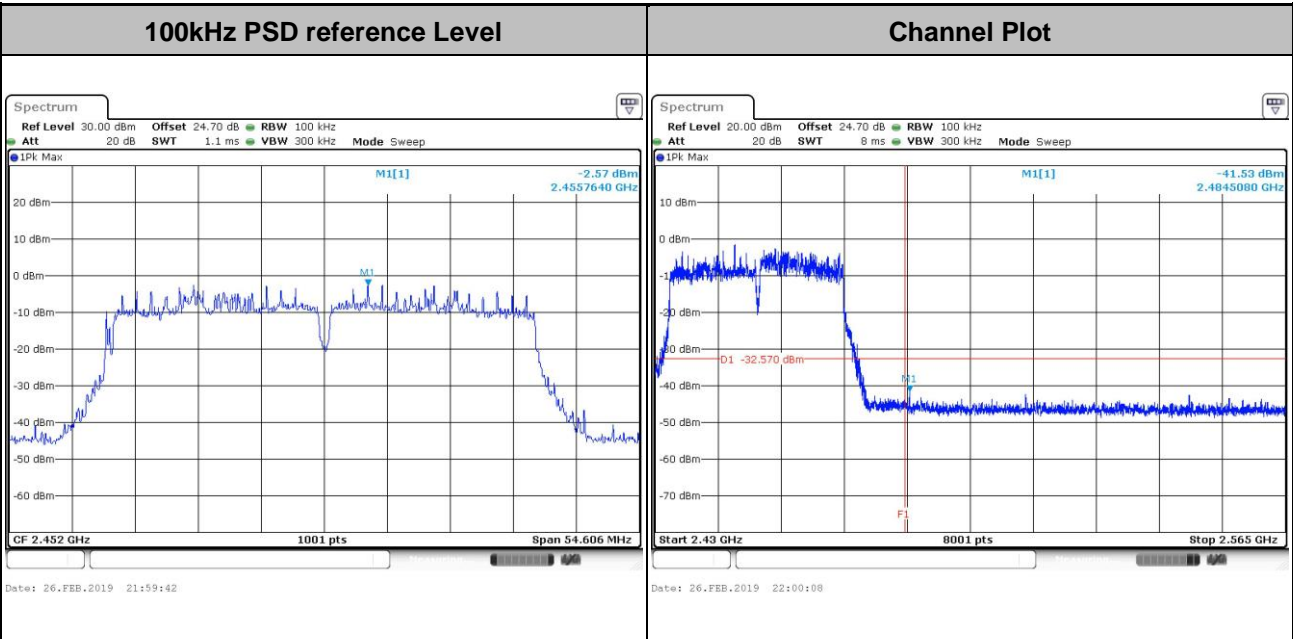


Spurious Emission 2GHz~25GHz





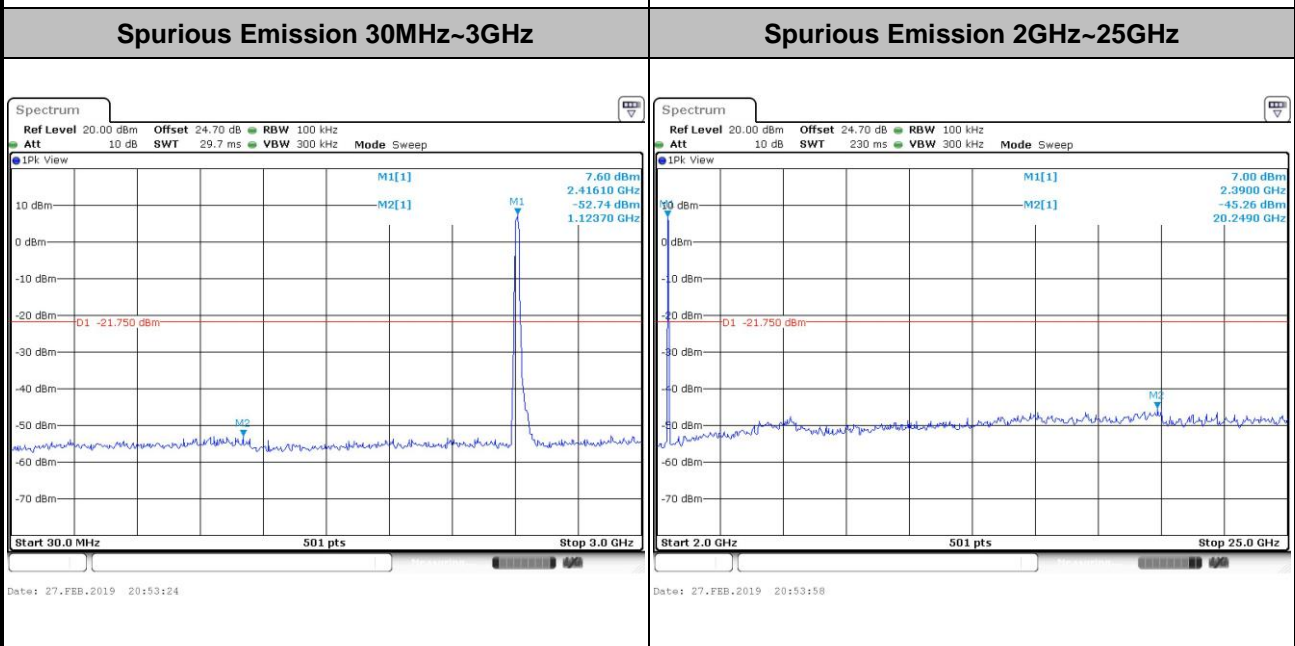
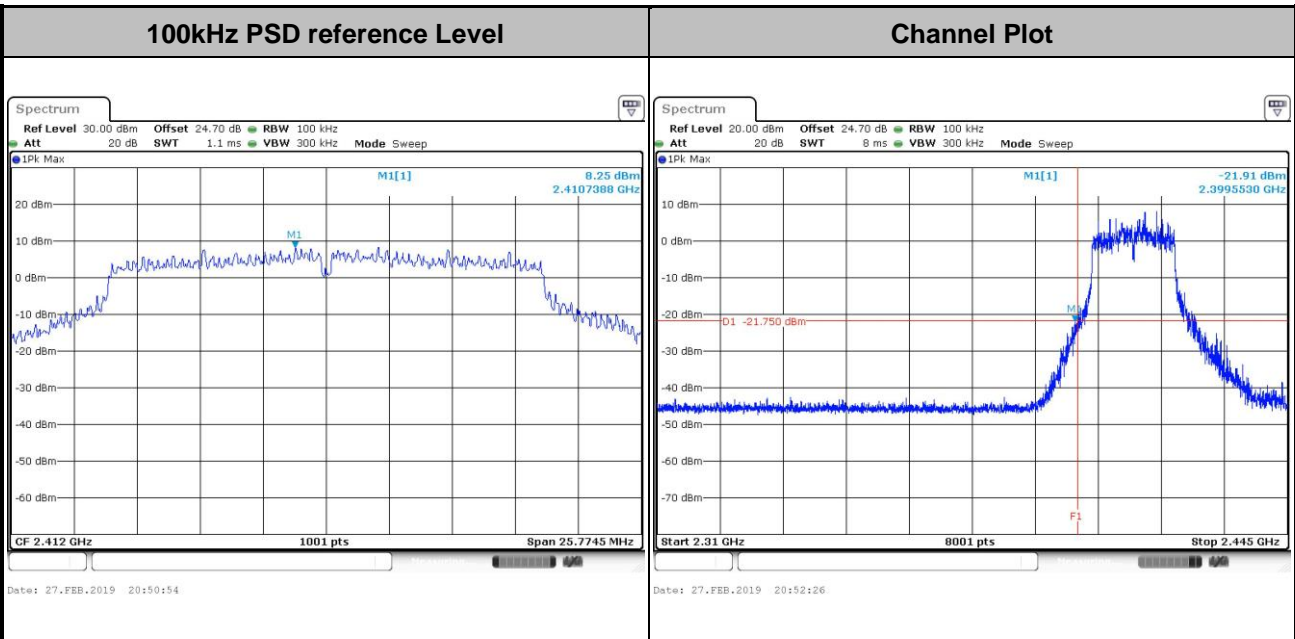
Test Mode : 802.11ac VHT40 Test Channel : 09





Number of TX = 2, Ant. 2 (Measured)

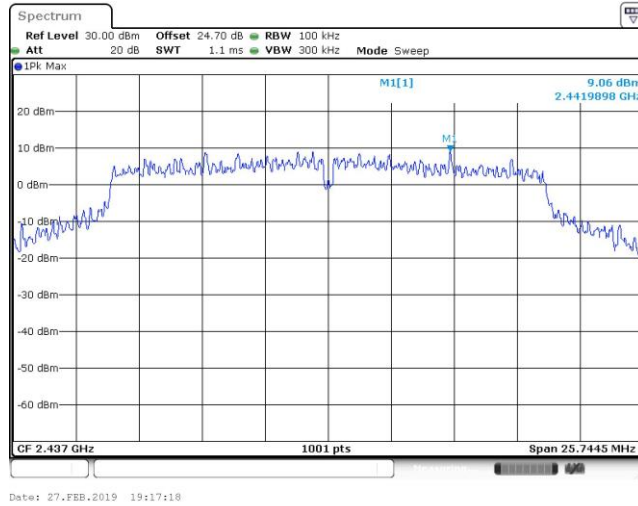
Test Mode :	802.11ac VHT20	Test Channel :	01
-------------	----------------	----------------	----



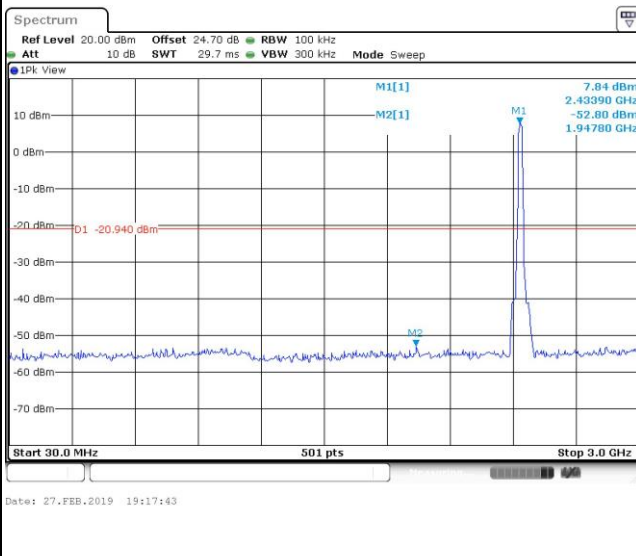


Test Mode :	802.11ac VHT20	Test Channel :	06
-------------	----------------	----------------	----

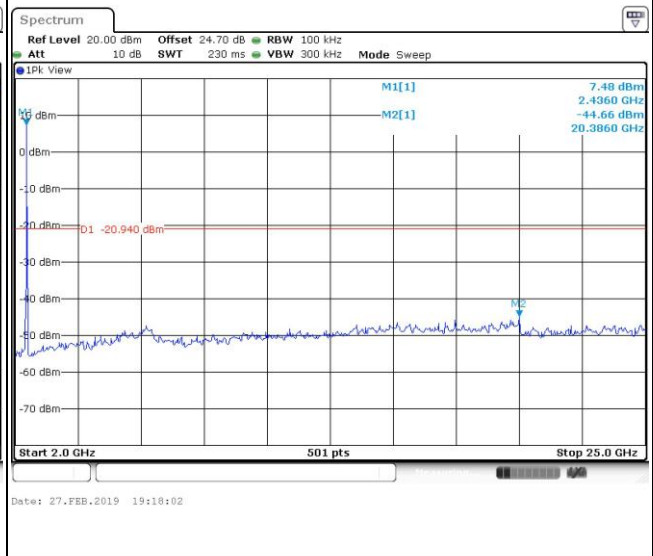
100kHz PSD reference Level



Spurious Emission 30MHz~3GHz

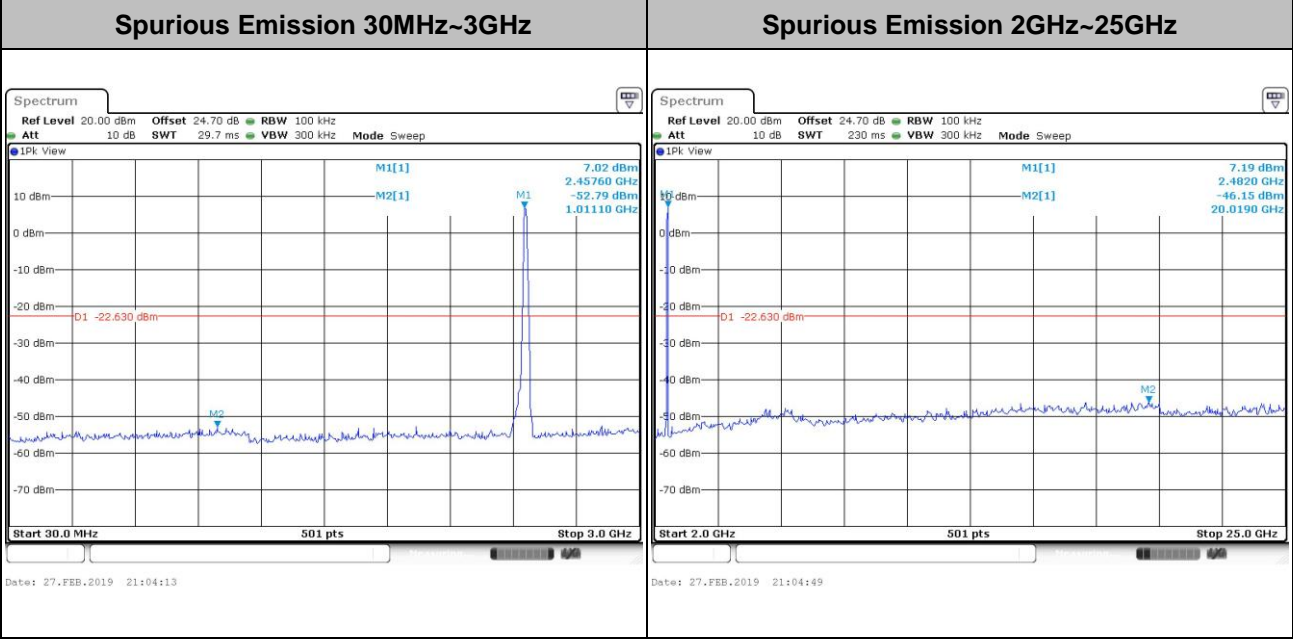
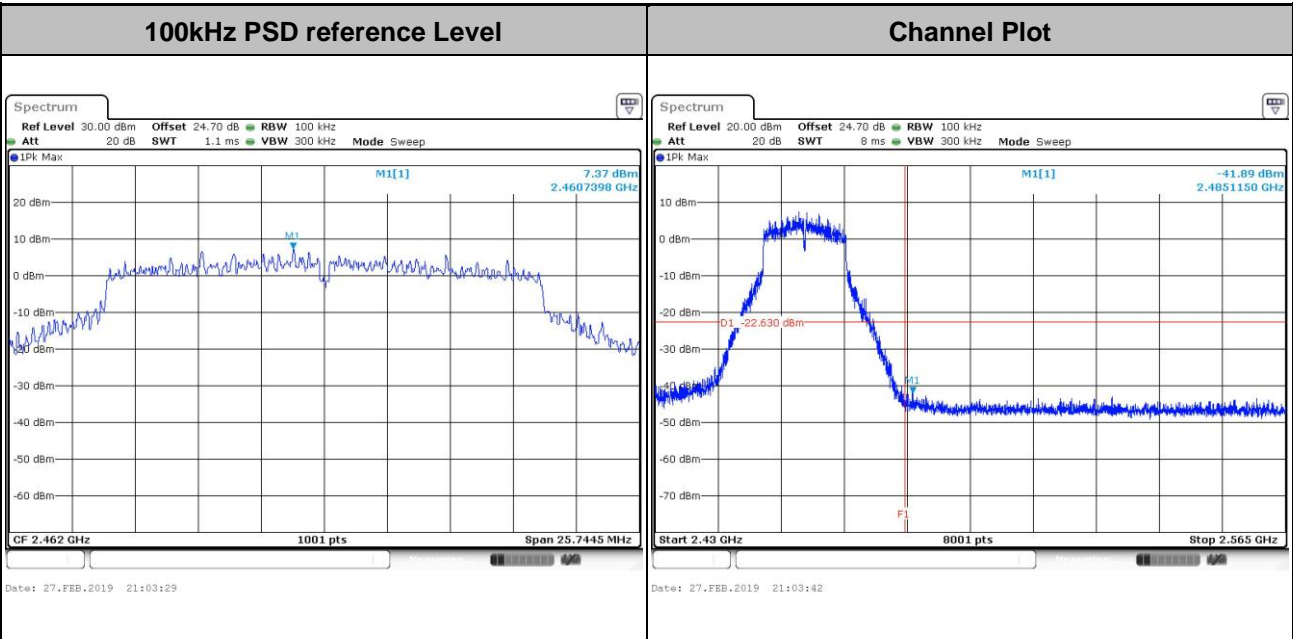


Spurious Emission 2GHz~25GHz





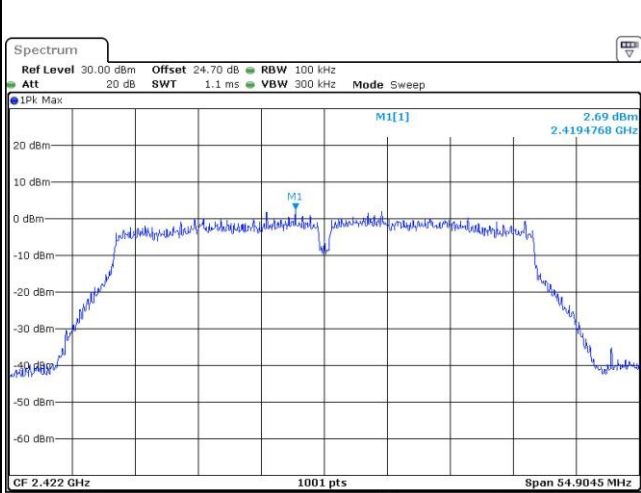
Test Mode : 802.11ac VHT20 Test Channel : 11



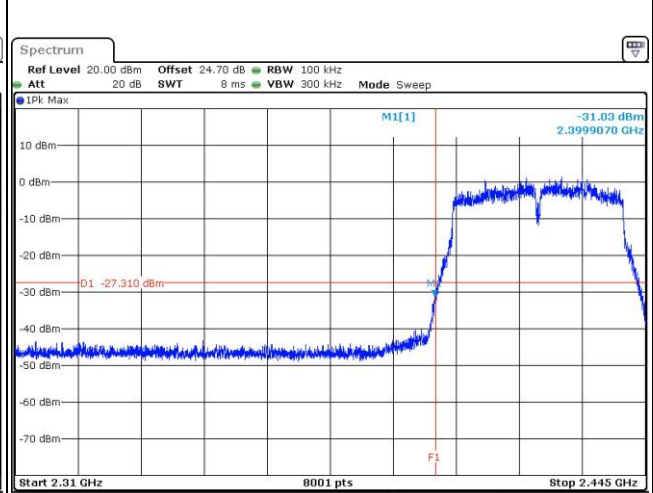


Test Mode : 802.11ac VHT40 Test Channel : 03

100kHz PSD reference Level Channel Plot

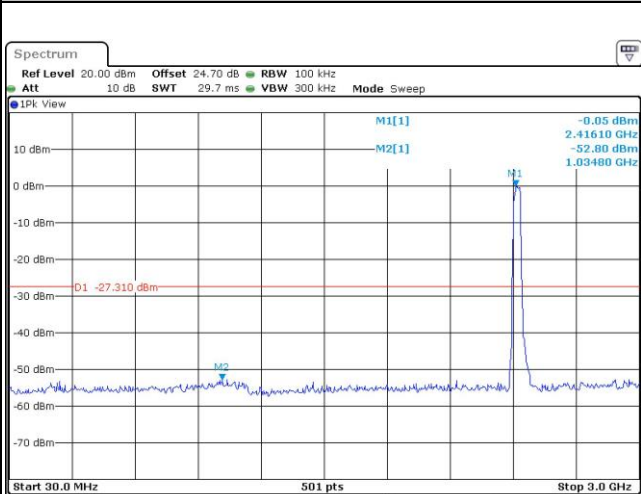


Date: 26.FEB.2019 21:22:14



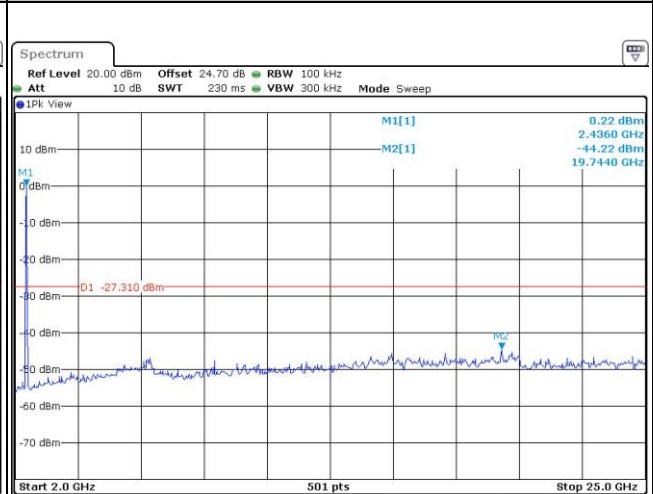
Date: 26.FEB.2019 21:22:53

Spurious Emission 30MHz~3GHz



Date: 26.FEB.2019 21:23:47

Spurious Emission 2GHz~25GHz

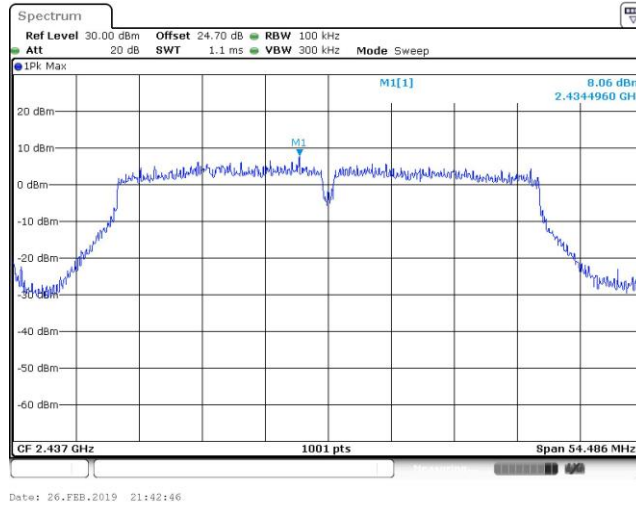


Date: 26.FEB.2019 21:24:05

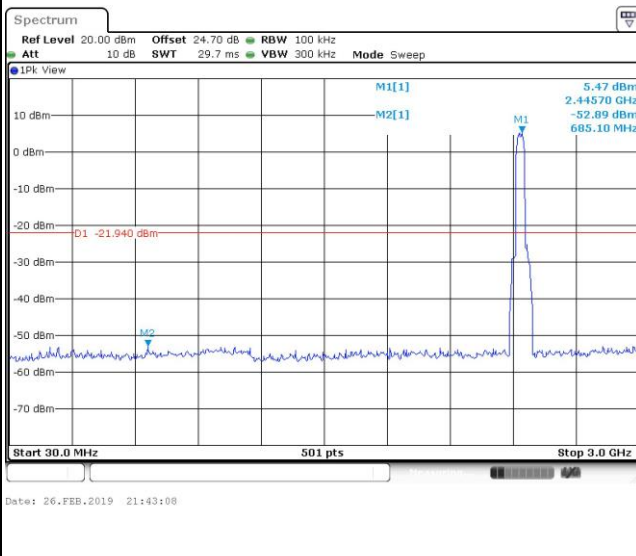


Test Mode :	802.11ac VHT40	Test Channel :	06
-------------	----------------	----------------	----

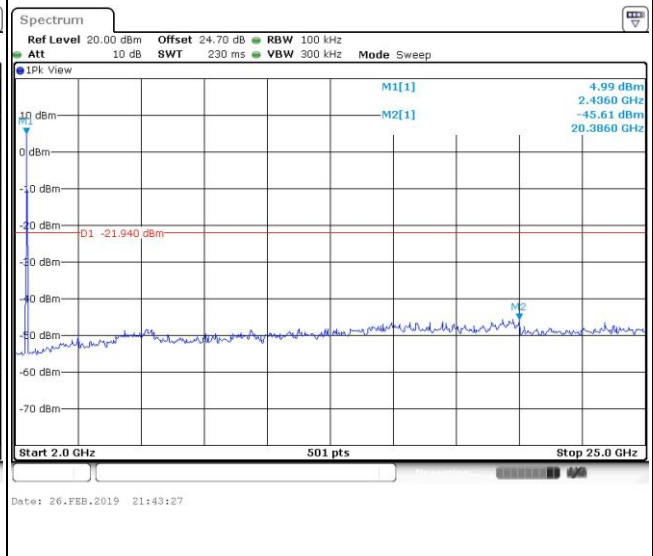
100kHz PSD reference Level



Spurious Emission 30MHz~3GHz

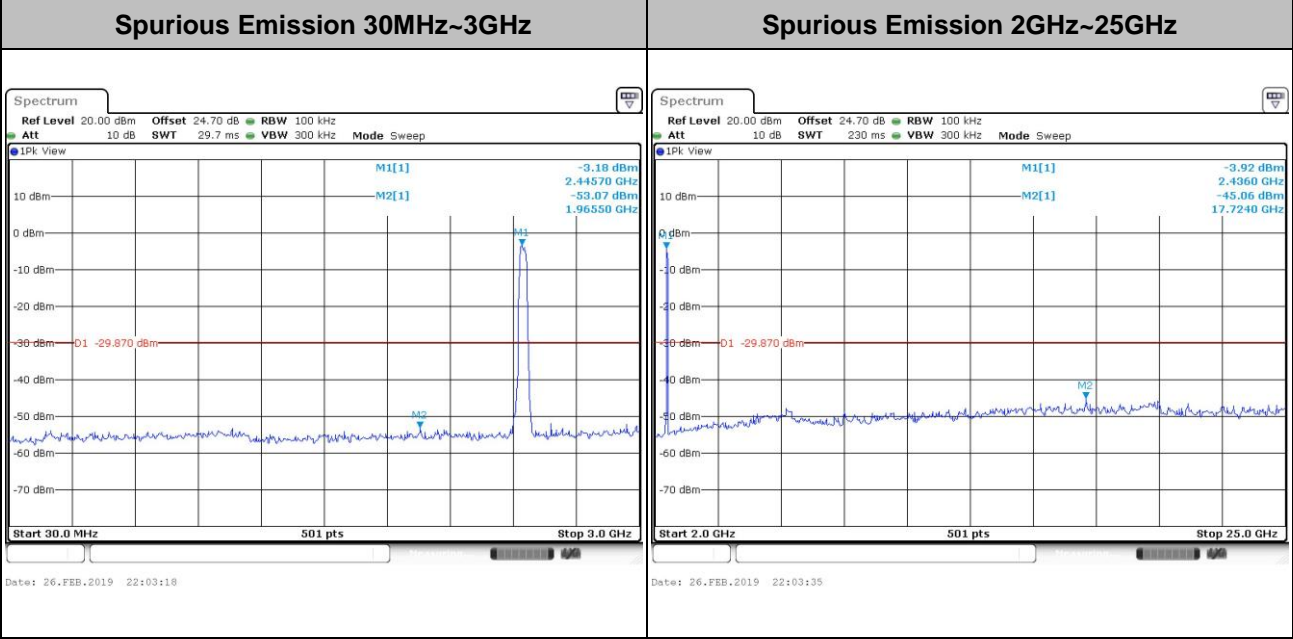
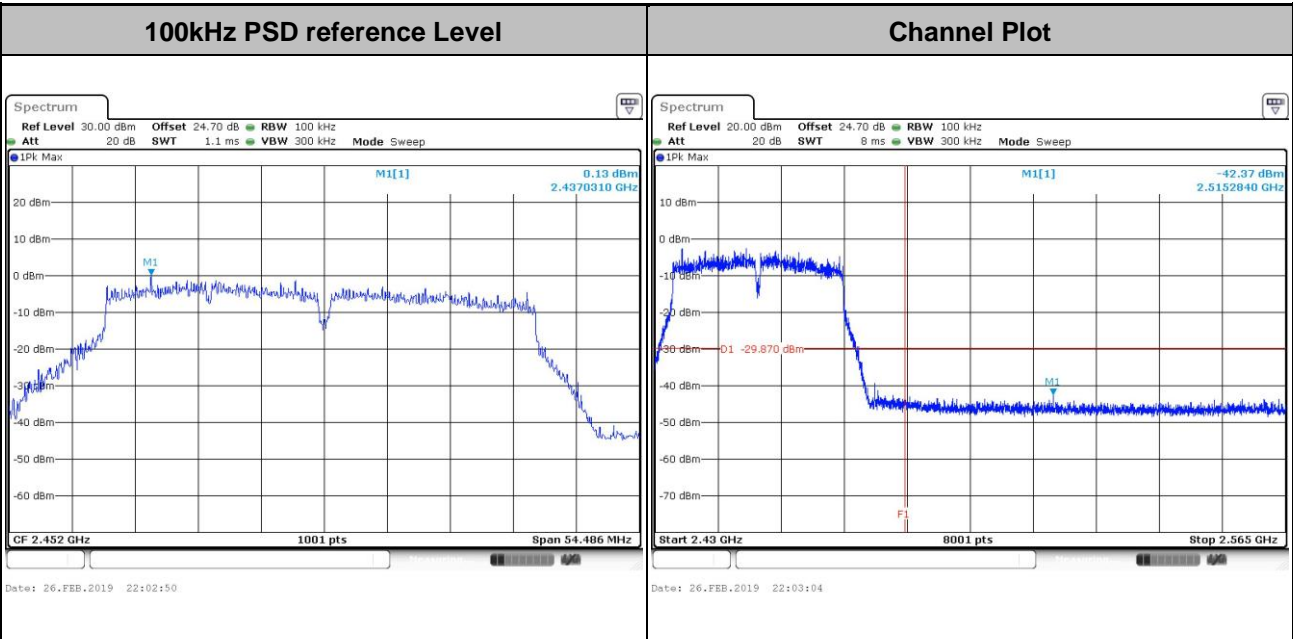


Spurious Emission 2GHz~25GHz





Test Mode : 802.11ac VHT40 Test Channel : 09





3.5 Radiated Band Edges and Spurious Emission Measurement

3.5.1 Limit of Radiated band edge and Spurious Emission Measurement

In any 100 kHz bandwidth outside the intentional radiator frequency band, all harmonics/spurious must be at least 20 dB below the highest emission level within the authorized band. If the output power of this device was measured by spectrum analyzer, the attenuation under this paragraph shall be 30 dB instead of 20 dB. In addition, radiated emissions which fall in the restricted bands must also comply with the limits as below.

Frequency (MHz)	Field Strength (microvolts/meter)	Measurement Distance (meters)
0.009 – 0.490	2400/F(kHz)	300
0.490 – 1.705	24000/F(kHz)	30
1.705 – 30.0	30	30
30 – 88	100	3
88 – 216	150	3
216 - 960	200	3
Above 960	500	3

3.5.2 Measuring Instruments

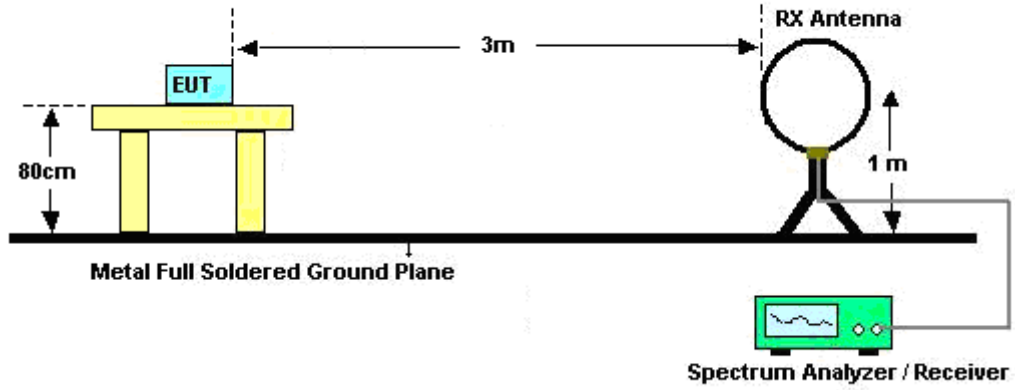
See list of measuring equipment of this test report.

**3.5.3 Test Procedures**

1. The testing follows the ANSI C63.10 Section 11.12.1 Radiated emission measurements
2. The EUT was arranged to its worst case and then tune the antenna tower (from 1 m to 4 m) and turntable (from 0 degree to 360 degrees) to find the maximum reading. A pre-amp and a high pass filter are used for the test in order to get better signal level.
3. The EUT was placed on a turntable with 0.8 meter for frequency below 1GHz and 1.5 meter for frequency above 1GHz respectively above ground.
4. The EUT was set 3 meters from the interference receiving antenna, which was mounted on the top of a variable height antenna tower.
5. Corrected Reading: Antenna Factor + Cable Loss + Read Level - Preamp Factor = Level
6. For testing below 1GHz, if the emission level of the EUT in peak mode was 3 dB lower than the limit specified, then peak values of EUT will be reported, otherwise, the emissions will be repeated one by one using the CISPR quasi-peak method and reported.
7. For testing above 1GHz, the emission level of the EUT in peak mode was 20dB lower than average limit (that means the emission level in average mode also complies with the limit in average mode), then peak values of EUT will be reported, otherwise, the emissions will be measured in average mode again and reported.
8. Use the following spectrum analyzer settings:
 - (1) Span shall wide enough to fully capture the emission being measured;
 - (2) Set RBW=100 kHz for $f < 1$ GHz; $VBW \geq RBW$; Sweep = auto; Detector function = peak; Trace = max hold;
 - (3) Set RBW = 1 MHz, VBW= 3MHz for $f \geq 1$ GHz for peak measurement.
For average measurement:
 - $VBW = 10$ Hz, when duty cycle is no less than 98 percent.
 - $VBW \geq 1/T$, when duty cycle is less than 98 percent where T is the minimum transmission duration over which the transmitter is on and is transmitting at its maximum power control level for the tested mode of operation.

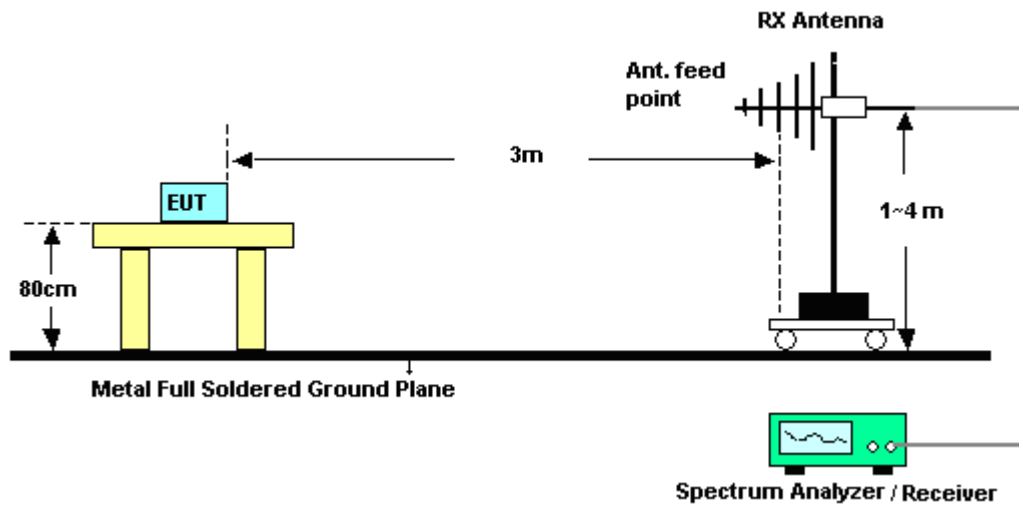
3.5.4 Test Setup

For radiated emissions below 30MHz

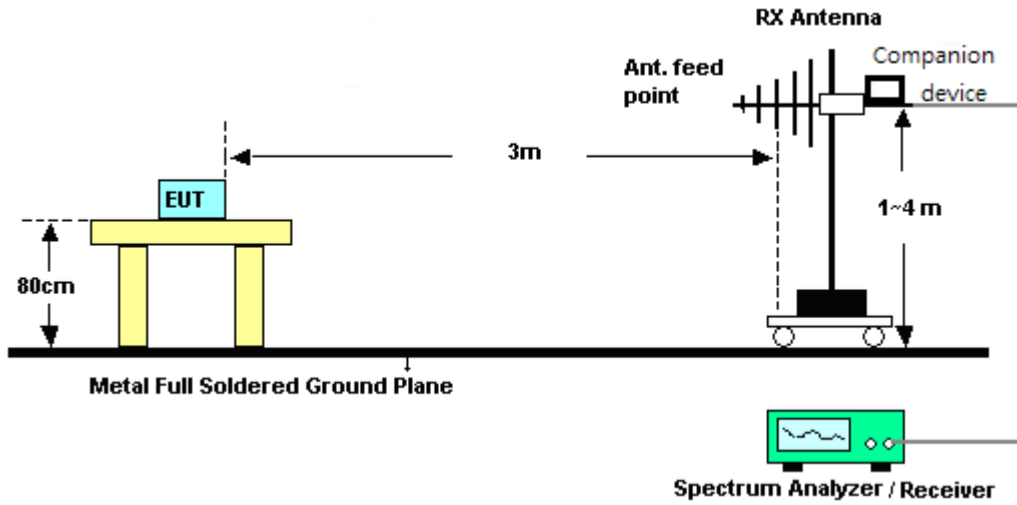


For radiated emissions from 30MHz to 1GHz

<CDD Mode>

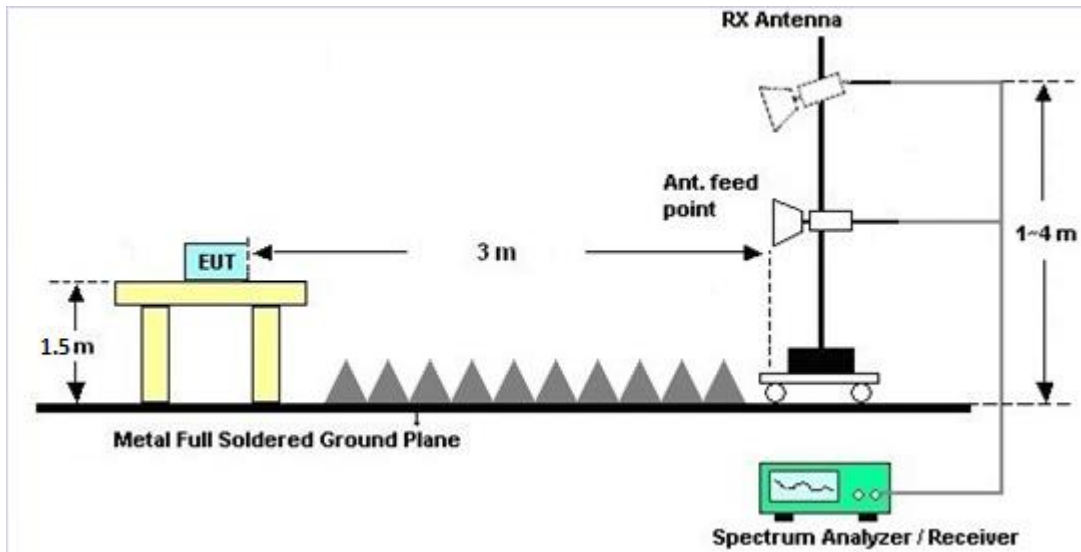


<TXBF Modes>

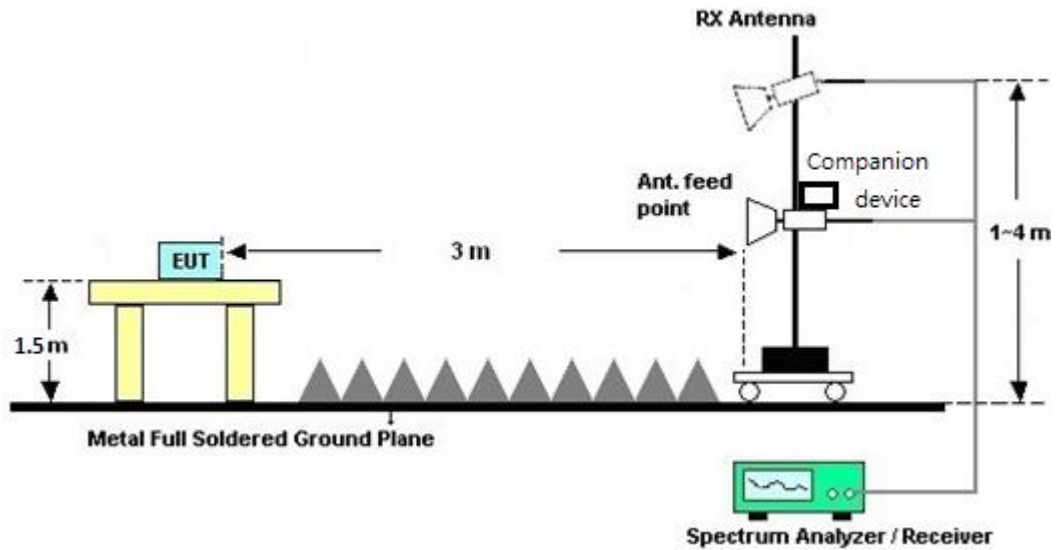


For radiated emissions above 1GHz

<CDD Mode>



<TXBF Modes>



3.5.5 Test Results of Radiated Spurious Emissions (9kHz ~ 30MHz)

The low frequency, which started from 9 kHz to 30MHz, was pre-scanned and the result which was 20dB lower than the limit line was not reported.

There is a comparison data of both open-field test site and alternative test site - semi-Anechoic chamber according to 414788 D01 Radiated Test Site v01r01, and the result came out very similar.

3.5.6 Test Result of Radiated Spurious at Band Edges

Please refer to Appendix B and C.

3.5.7 Duty Cycle

Please refer to Appendix D.

3.5.8 Test Result of Radiated Spurious Emission (30MHz ~ 10th Harmonic)

Please refer to Appendix B and C.



3.6 AC Conducted Emission Measurement

3.6.1 Limit of AC Conducted Emission

For equipment that is designed to be connected to the public utility (AC) power line, the radio frequency voltage that is conducted back onto the AC power line on any frequency or frequencies within the band 150 kHz to 30 MHz shall not exceed the limits in the following table.

Frequency of Emission (MHz)	Conducted Limit (dB μ V)	
	Quasi-Peak	Average
0.15-0.5	66 to 56*	56 to 46*
0.5-5	56	46
5-30	60	50

*Decreases with the logarithm of the frequency.

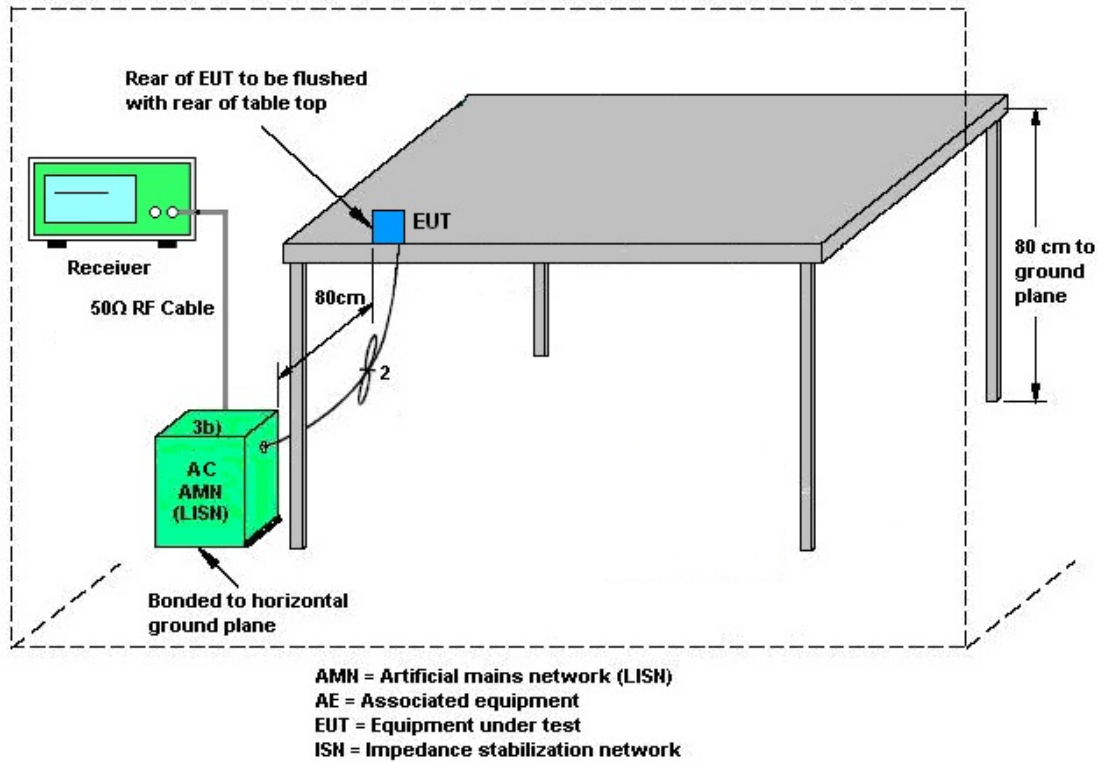
3.6.2 Measuring Instruments

See list of measuring equipment of this test report.

3.6.3 Test Procedures

1. The EUT was placed 0.4 meter from the conducting wall of the shielding room, and it was kept at least 80 centimeters from any other grounded conducting surface.
2. Connect EUT to the power mains through a line impedance stabilization network (LISN).
3. All the support units are connecting to the other LISN.
4. The LISN provides 50 ohm coupling impedance for the measuring instrument.
5. The FCC states that a 50 ohm, 50 microhenry LISN should be used.
6. Both sides of AC line were checked for maximum conducted interference.
7. The frequency range from 150 kHz to 30 MHz was searched.
8. Set the test-receiver system to Peak Detect Function and specified bandwidth (IF bandwidth = 9kHz) with Maximum Hold Mode.

3.6.4 Test Setup



3.6.5 Test Result of AC Conducted Emission

Please refer to Appendix A



3.7 Antenna Requirements

3.7.1 Standard Applicable

If directional gain of transmitting Antennas is greater than 6dBi, the power shall be reduced by the same level in dB comparing to gain minus 6dBi. The use of a permanently attached Antenna or of an Antenna that uses a unique coupling to the intentional radiator shall be considered sufficient to comply with the rule.

3.7.2 Antenna Anti-Replacement Construction

An embedded-in antenna design is used.

3.7.3 Antenna Gain

<CDD Modes >

FCC KDB 662911 D01 Multiple Transmitter Output v02r01

For CDD transmissions, directional gain is calculated as

Directional gain = G_{ANT} + Array Gain, where Array Gain is as follows.

For power spectral density (PSD) measurements on all devices,

Array Gain = $10 \log(N_{ANT}/N_{SS}=1)$ dB.

For power measurements on IEEE 802.11 devices,

Array Gain = 0 dB (i.e., no array gain) for $N_{ANT} \leq 4$.

Directional gain may be calculated by using the formulas applicable to equal gain antennas with G_{ANT} set equal to the gain of the antenna having the highest gain;

The EUT supports CDD mode.

For power, the directional gain G_{ANT} is set equal to the antenna having the highest gain, i.e., F)2)f)i).

For PSD, the directional gain calculation is following F)2)f)ii) of KDB 662911 D01 v02r01.

The power and PSD limit should be modified if the directional gain of EUT is over 6 dBi,

The directional gain "DG" is calculated as following table.

<CDD Modes>						
			DG	DG	Power	PSD
	Ant. 1	Ant. 2	for	for	Limit	Limit
	(dBi)	(dBi)	Power	PSD	Reduction	Reduction
			(dBi)	(dBi)	(dB)	(dB)
2.4 GHz	2.81	2.83	2.83	5.83	0.00	0.00

$Power\ Limit\ Reduction = DG(Power) - 6dBi, (min = 0)$

$PSD\ Limit\ Reduction = DG(PSD) - 6dBi, (min = 0)$

TXBF modes

FCC KDB 662911 D01 Multiple Transmitter Output v02r01

For CDD transmissions, directional gain is calculated as

$$DirectionalGain = 10 \cdot \log \left[\frac{\sum_{j=1}^{N_{SS}} \left\{ \sum_{k=1}^{N_{ANT}} g_{j,k} \right\}^2}{N_{ANT}} \right]$$

where

Each antenna is driven by no more than one spatial stream;

N_{SS} = the number of independent spatial streams of data;

N_{ANT} = the total number of antennas

$g_{j,k} = 10^{G_k / 20}$ if the k th antenna is being fed by spatial stream j , or zero if it is not;
 G_k is the gain in dBi of the k th antenna.

The EUT supports beamforming for 802.11ac modes.

The directional gain calculation is following F)2)e)ii) of KDB 662911 D01 v02r01.

The power and PSD limit should be modified if the directional gain of EUT is over 6 dBi,

The directional gain “DG” is calculated as following table.

			DG	DG	Power	PSD
	Ant. 1	Ant. 2	for	for	Limit	Limit
	(dBi)	(dBi)	Power	PSD	Reduction	Reduction
			(dBi)	(dBi)	(dB)	(dB)
2.4 GHz	2.81	2.83	5.83	5.83	0.00	0.00

Power Limit Reduction = DG(Power) – 6dBi, (min = 0)

PSD Limit Reduction = DG(PSD) – 6dBi, (min = 0)



4 List of Measuring Equipment

Instrument	Manufacturer	Model No.	Serial No.	Characteristics	Calibration Date	Test Date	Due Date	Remark
Loop Antenna	TESEQ	HLA 6120	31244	9 kHz~30 MHz	Mar. 29, 2018	Dec. 29, 2018 ~ Mar. 08, 2019	Mar. 28, 2019	Radiation (03CH15-HY)
Preamplifier	EMEC	EM18G40G	060715	18GHz ~ 40GHz	Dec. 06, 2018	Dec. 29, 2018 ~ Mar. 08, 2019	Dec. 05, 2019	Radiation (03CH15-HY)
Bilog Antenna	TESEQ	CBL6111D&00802N1D01N-06	47020&06	30MHz to 1GHz	Oct. 13, 2018	Dec. 29, 2018 ~ Mar. 08, 2019	Oct. 12, 2019	Radiation (03CH15-HY)
Horn Antenna	SCHWARZBECK	BBHA 9120D	9120D-1620	1G~18GHz	Oct. 17, 2018	Dec. 29, 2018 ~ Mar. 08, 2019	Oct. 16, 2019	Radiation (03CH15-HY)
SHF-EHF Horn Antenna	SCHWARZBECK	BBHA 9170	BBHA9170576	18GHz ~ 40GHz	May 08, 2018	Dec. 29, 2018 ~ Mar. 08, 2019	May 07, 2019	Radiation (03CH15-HY)
Amplifier	SONOMA	310N	363440	9kHz~1GHz	Dec. 28, 2018	Dec. 29, 2018 ~ Mar. 08, 2019	Dec. 27, 2019	Radiation (03CH15-HY)
Preamplifier	Jet-Power	JPA0118-55-303	17100018000550006	1GHz~18GHz	Jul. 10, 2018	Dec. 29, 2018 ~ Mar. 08, 2019	Jul. 09, 2019	Radiation (03CH15-HY)
Preamplifier	Keysight	83017A	MY53270195	1GHz~26.5GHz	Aug. 23, 2018	Dec. 29, 2018 ~ Mar. 08, 2019	Aug. 22, 2019	Radiation (03CH15-HY)
EMI Test Receiver	Keysight	N9038A (MXE)	MY54130085	20Hz ~ 8.4GHz	Nov. 01, 2018	Dec. 29, 2018 ~ Mar. 08, 2019	Oct. 31, 2019	Radiation (03CH15-HY)
Spectrum Analyzer	Agilent	E4446A	MY50180136	3Hz~44GHz	Apr. 25, 2018	Dec. 29, 2018 ~ Mar. 08, 2019	Apr. 24, 2019	Radiation (03CH15-HY)
Antenna Mast	ChainTek	MBS-520-1	N/A	1m~4m	N/A	Dec. 29, 2018 ~ Mar. 08, 2019	N/A	Radiation (03CH15-HY)
Turn Table	ChainTek	T-200-S-1	N/A	0~360 Degree	N/A	Dec. 29, 2018 ~ Mar. 08, 2019	N/A	Radiation (03CH15-HY)
Software	Audix	E3 6.2009-8-24	RK-000451	N/A	N/A	Dec. 29, 2018 ~ Mar. 08, 2019	N/A	Radiation (03CH15-HY)
<CDD Modes>								
Power Meter	Anritsu	ML2495A	1132003	N/A	Aug. 16, 2018	Nov. 07, 2018 ~ Mar. 25, 2019	Aug. 15, 2019	Conducted (TH05-HY)
Power Sensor	Anritsu	MA2411B	1126017	300MHz~40GHz	Aug. 16, 2018	Nov. 07, 2018 ~ Mar. 25, 2019	Aug. 15, 2019	Conducted (TH05-HY)
Spectrum Analyzer	Rohde & Schwarz	FSV 30	100895	9kHz~30GHz	Apr. 20, 2018	Nov. 07, 2018 ~ Mar. 25, 2019	Apr. 19, 2019	Conducted (TH05-HY)
Switch Box & RF Cable	Burgeon	ETF-058	EC1300484	N/A	Mar. 01, 2018	Nov. 07, 2018 ~ Feb. 25, 2019	Feb. 28, 2019	Conducted (TH05-HY)
Switch Box & RF Cable	EM	EMSW18	SW1070903	N/A	Dec. 19, 2018	Nov. 07, 2018 ~ Mar. 25, 2019	Dec. 18, 2019	Conducted (TH05-HY)
<TXBF Modes>								
Power Sensor	DARE	RadiPower	15100041SNO09	10MHz~6GHz	May 07, 2018	Nov. 30, 2018~ Mar. 26, 2019	May 06, 2019	Conducted (TH05-HY)
Spectrum Analyzer	Rohde & Schwarz	FSV 30	100895	9kHz~30GHz	Apr. 20, 2018	Nov. 30, 2018~ Mar. 26, 2019	Apr. 19, 2019	Conducted (TH05-HY)
Switch Box & RF Cable	Burgeon	ETF-058	EC1300484	N/A	Mar. 01, 2018	Nov. 30, 2018 ~ Feb. 25, 2019	Feb. 28, 2019	Conducted (TH05-HY)
Switch Box & RF Cable	EM	EMSW18	SW1070903	N/A	Dec. 19, 2018	Nov. 30, 2018~ Mar. 26, 2019	Dec. 18, 2019	Conducted (TH05-HY)



Instrument	Manufacturer	Model No.	Serial No.	Characteristics	Calibration Date	Test Date	Due Date	Remark
AC Power Source	ChainTek	APC-1000W	N/A	N/A	N/A	Mar. 06, 2019~ Mar. 19, 2019	N/A	Conduction (CO05-HY)
EMI Test Receiver	Rohde & Schwarz	ESR3	102388	9KHz~3.6GHz	Nov. 12, 2018	Mar. 06, 2019~ Mar. 19, 2019	Nov. 11, 2019	Conduction (CO05-HY)
LISN	Rohde & Schwarz	ENV216	100080	9kHz~30MHz	Nov. 14, 2018	Mar. 06, 2019~ Mar. 19, 2019	Nov. 13, 2019	Conduction (CO05-HY)
LISN	Rohde & Schwarz	ENV216	100081	9kHz~30MHz	Nov. 09, 2018	Mar. 06, 2019~ Mar. 19, 2019	Nov. 08, 2019	Conduction (CO05-HY)
Software	Rohde & Schwarz	EMC32 V10.30	N/A	N/A	N/A	Mar. 06, 2019~ Mar. 19, 2019	N/A	Conduction (CO05-HY)
RF Cable	HUBER + SUHNER	RG 214/U	1358175	9kHz~30MHz	Sep. 14, 2018	Mar. 06, 2019~ Mar. 19, 2019	Sep. 13, 2019	Conduction (CO05-HY)
Pulse Limiter	SCHWARZBE CK	VTSD 9561-F N	9561-F N00373	9kHz-200MHz	Nov. 08, 2018	Mar. 06, 2019~ Mar. 19, 2019	Nov. 07, 2019	Conduction (CO05-HY)



5 Uncertainty of Evaluation

Uncertainty of Conducted Emission Measurement (150kHz ~ 30MHz)

Measuring Uncertainty for a Level of Confidence of 95% ($U = 2Uc(y)$)	2.20
---	------

Uncertainty of Radiated Emission Measurement (30 MHz ~ 1000 MHz)

Measuring Uncertainty for a Level of Confidence of 95% ($U = 2Uc(y)$)	5.20
---	------

Uncertainty of Radiated Emission Measurement (1000 MHz ~ 18000 MHz)

Measuring Uncertainty for a Level of Confidence of 95% ($U = 2Uc(y)$)	5.50
---	------

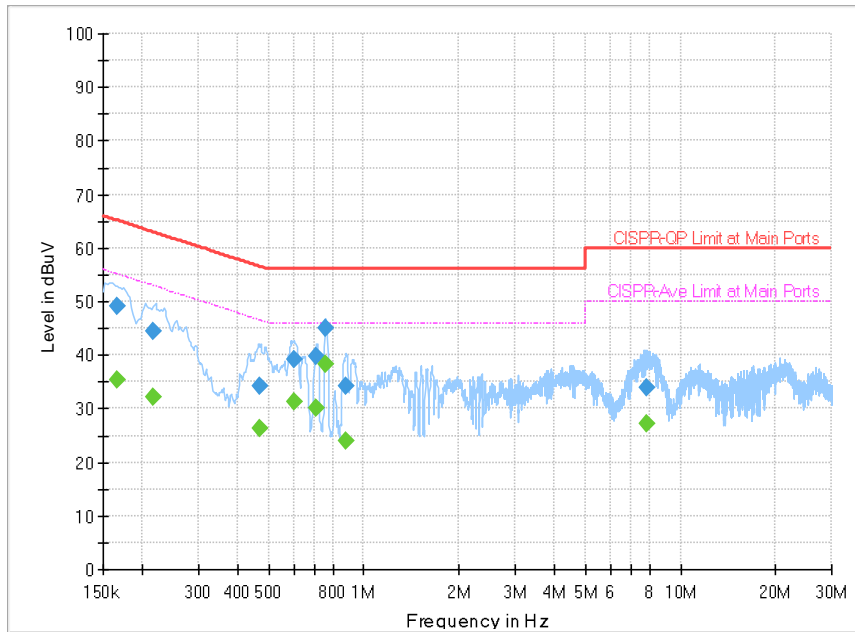
Uncertainty of Radiated Emission Measurement (18000 MHz ~ 40000 MHz)

Measuring Uncertainty for a Level of Confidence of 95% ($U = 2Uc(y)$)	5.20
---	------



Appendix A. AC Conducted Emission Test Results

Test Engineer :	Jimmy Chang	Temperature :	24~26°C
		Relative Humidity :	51~53%
Test Voltage :	120Vac / 60Hz	Phase :	Line

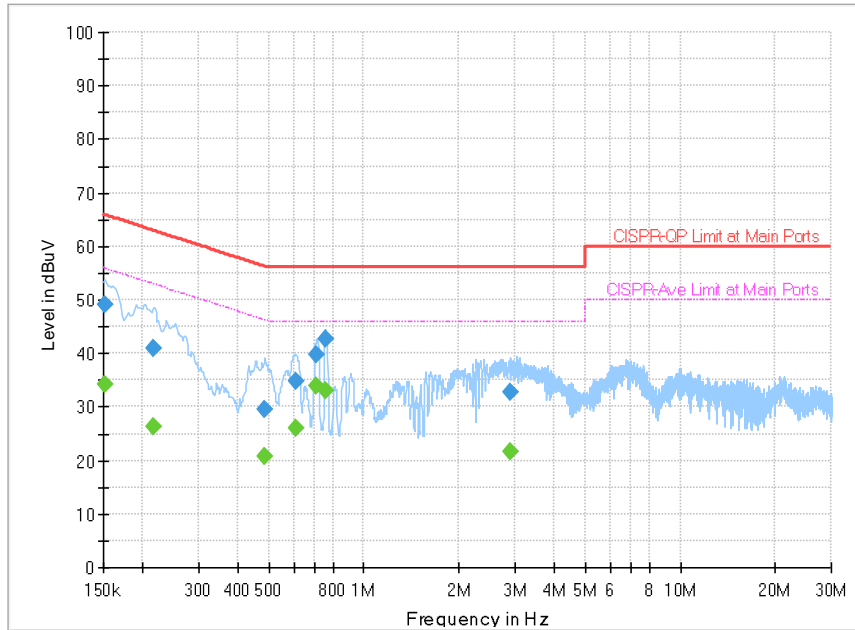


Final Result

Frequency	QuasiPeak	CAverage	Limit	Margin	Line	Filter	Corr.
0.165750	---	35.34	55.17	19.83	L1	OFF	19.5
0.165750	49.01	---	65.17	16.16	L1	OFF	19.5
0.215250	---	32.15	53.00	20.85	L1	OFF	19.5
0.215250	44.56	---	63.00	18.44	L1	OFF	19.5
0.467250	---	26.39	46.56	20.17	L1	OFF	19.5
0.467250	34.26	---	56.56	22.30	L1	OFF	19.5
0.602250	---	31.23	46.00	14.77	L1	OFF	19.5
0.602250	39.10	---	56.00	16.90	L1	OFF	19.5
0.710250	---	30.03	46.00	15.97	L1	OFF	19.5
0.710250	39.82	---	56.00	16.18	L1	OFF	19.5
0.757500	---	38.18	46.00	7.82	L1	OFF	19.5
0.757500	44.90	---	56.00	11.10	L1	OFF	19.5
0.876750	---	23.88	46.00	22.12	L1	OFF	19.5
0.876750	34.26	---	56.00	21.74	L1	OFF	19.5
7.820250	---	27.14	50.00	22.86	L1	OFF	19.7
7.820250	34.05	---	60.00	25.95	L1	OFF	19.7



Test Engineer :	Jimmy Chang	Temperature :	24~26°C
		Relative Humidity :	51~53%
Test Voltage :	120Vac / 60Hz	Phase :	Neutral



Final Result

Frequency	QuasiPeak	CAverage	Limit	Margin	Line	Filter	Corr.
0.152250	---	34.15	55.88	21.73	N	OFF	19.5
0.152250	49.15	---	65.88	16.73	N	OFF	19.5
0.215250	---	26.43	53.00	26.57	N	OFF	19.5
0.215250	40.82	---	63.00	22.18	N	OFF	19.5
0.487500	---	20.71	46.21	25.50	N	OFF	19.5
0.487500	29.58	---	56.21	26.63	N	OFF	19.5
0.606750	---	25.98	46.00	20.02	N	OFF	19.5
0.606750	34.81	---	56.00	21.19	N	OFF	19.5
0.710250	---	33.79	46.00	12.21	N	OFF	19.5
0.710250	39.89	---	56.00	16.11	N	OFF	19.5
0.755250	---	33.06	46.00	12.94	N	OFF	19.5
0.755250	42.65	---	56.00	13.35	N	OFF	19.5
2.915250	---	21.58	46.00	24.42	N	OFF	19.6
2.915250	32.69	---	56.00	23.31	N	OFF	19.6



Appendix B. Radiated Spurious Emission

Test Engineer :	Watt Tseng, Karl Hou, and BigShow Wang	Temperature :	24~26°C
		Relative Humidity :	47~48%

<CDD Mode>

2.4GHz 2400~2483.5MHz

WIFI 802.11b (Band Edge @ 3m)

WIFI Ant. 1	Note	Frequency (MHz)	Level (dBμV/m)	Over Limit (dB)	Limit Line (dBμV/m)	Read Level (dBμV)	Antenna Factor (dB/m)	Path Loss (dB)	Preamp Factor (dB)	Ant Pos (cm)	Table Pos (deg)	Peak Avg. (P/A)	Pol. (H/V)	
802.11b CH 01 2412MHz		2389.485	60.8	-13.2	74	48.29	27.6	15.77	30.86	312	334	P	H	
		2387.385	46.54	-7.46	54	34.03	27.6	15.77	30.86	312	334	A	H	
	*	2412	116.38	-	-	103.82	27.6	15.81	30.85	312	334	P	H	
	*	2412	113.44	-	-	100.88	27.6	15.81	30.85	312	334	A	H	
													H	
														H
			2388.435	58.37	-15.63	74	45.86	27.6	15.77	30.86	150	91	P	V
			2390	44.54	-9.46	54	32.01	27.6	15.78	30.85	150	91	A	V
	*		2412	110.93	-	-	98.37	27.6	15.81	30.85	150	91	P	V
	*		2412	107.92	-	-	95.36	27.6	15.81	30.85	150	91	A	V
														V
														V
802.11b CH 06 2437MHz		2387.42	57.06	-16.94	74	44.55	27.6	15.77	30.86	212	333	P	H	
		2389.1	43.47	-10.53	54	30.96	27.6	15.77	30.86	212	333	A	H	
	*	2437	116.85	-	-	104.25	27.6	15.84	30.84	212	333	P	H	
	*	2437	113.76	-	-	101.16	27.6	15.84	30.84	212	333	A	H	
			2485.65	61.77	-12.23	74	49.21	27.47	15.91	30.82	212	333	P	H
			2483.97	44.44	-9.56	54	31.88	27.47	15.91	30.82	212	333	A	H
			2389.66	54.66	-19.34	74	42.15	27.6	15.77	30.86	150	79	P	V
			2389.1	42.94	-11.06	54	30.43	27.6	15.77	30.86	150	79	A	V
	*		2437	110.69	-	-	98.09	27.6	15.84	30.84	150	79	P	V
	*		2437	107.51	-	-	94.91	27.6	15.84	30.84	150	79	A	V
			2483.48	57.47	-92.53	150	44.91	27.47	15.91	30.82	150	79	P	V
			2483.76	42.9	-11.1	54	30.34	27.47	15.91	30.82	150	79	A	V



802.11b CH 11 2462MHz	*	2462	118.28	-	-	105.7	27.53	15.88	30.83	339	337	P	H
	*	2462	115.06	-	-	102.48	27.53	15.88	30.83	339	337	A	H
		2486.4	59.4	-14.6	74	46.84	27.47	15.91	30.82	339	337	P	H
		2484.56	48.81	-5.19	54	36.25	27.47	15.91	30.82	339	337	A	H
													H
													H
	*	2462	110.7	-	-	98.12	27.53	15.88	30.83	100	79	P	V
	*	2462	107.64	-	-	95.06	27.53	15.88	30.83	100	79	A	V
		2493.12	54.64	-19.36	74	42.13	27.4	15.92	30.81	100	79	P	V
		2484.44	44.14	-9.86	54	31.58	27.47	15.91	30.82	100	79	A	V
													V
													V
Remark	1. No other spurious found. 2. All results are PASS against Peak and Average limit line.												



2.4GHz 2400~2483.5MHz

WIFI 802.11b (Harmonic @ 3m)

WIFI Ant. 1	Note	Frequency (MHz)	Level (dBμV/m)	Over Limit (dB)	Limit Line (dBμV/m)	Read Level (dBμV)	Antenna Factor (dB/m)	Path Loss (dB)	Preamp Factor (dB)	Ant Pos (cm)	Table Pos (deg)	Peak Avg. (P/A)	Pol. (H/V)	
802.11b CH 01 2412MHz		4824	52.48	-21.52	74	70.74	31.3	8.5	58.06	100	350	P	H	
		4824	50.43	-3.57	54	68.69	31.3	8.5	58.06	100	350	A	H	
													H	
													H	
			4824	43.74	-30.26	74	62	31.3	8.5	58.06	100	0	P	V
														V
														V
802.11b CH 06 2437MHz		4874	53.26	-20.74	74	71.41	31.3	8.65	58.1	278	360	P	H	
		4874	50.73	-3.27	54	68.88	31.3	8.65	58.1	278	360	A	H	
		7311	46.08	-27.92	74	56.95	36.2	11.27	58.34	100	0	P	H	
													H	
			4874	45.02	-28.98	74	63.17	31.3	8.65	58.1	100	0	P	V
			7311	45.18	-28.82	74	56.05	36.2	11.27	58.34	100	0	P	V
														V
802.11b CH 11 2462MHz		4924	53.05	-20.95	74	71.02	31.37	8.8	58.14	277	6	P	H	
		4924	50.48	-3.52	54	68.45	31.37	8.8	58.14	277	6	A	H	
		7386	44.89	-29.11	74	55.43	36.5	11.28	58.32	100	0	P	H	
													H	
			4924	43.45	-30.55	74	61.42	31.37	8.8	58.14	100	0	P	V
			7386	45.27	-28.73	74	55.81	36.5	11.28	58.32	100	0	P	V
														V
Remark	1. No other spurious found. 2. All results are PASS against Peak and Average limit line.													



2.4GHz 2400~2483.5MHz
WIFI 802.11g (Band Edge @ 3m)

WIFI Ant. 1	Note	Frequency (MHz)	Level (dBμV/m)	Over Limit (dB)	Limit Line (dBμV/m)	Read Level (dBμV)	Antenna Factor (dB/m)	Path Loss (dB)	Preamp Factor (dB)	Ant Pos (cm)	Table Pos (deg)	Peak Avg. (P/A)	Pol. (H/V)	
802.11g CH 01 2412MHz		2389.695	62.49	-11.51	74	49.98	27.6	15.77	30.86	313	335	P	H	
		2390	52.65	-1.35	54	40.12	27.6	15.78	30.85	313	335	A	H	
	*	2412	116.01	-	-	103.45	27.6	15.81	30.85	313	335	P	H	
	*	2412	107.86	-	-	95.3	27.6	15.81	30.85	313	335	A	H	
													H	
														H
			2389.275	55.66	-18.34	74	43.15	27.6	15.77	30.86	308	288	P	V
			2390	46.51	-7.49	54	33.98	27.6	15.78	30.85	308	288	A	V
	*		2412	107.82	-	-	95.26	27.6	15.81	30.85	308	288	P	V
	*		2412	99.86	-	-	87.3	27.6	15.81	30.85	308	288	A	V
														V
														V
802.11g CH 06 2437MHz		2389.52	62.35	-11.65	74	49.84	27.6	15.77	30.86	214	333	P	H	
		2388.82	45.89	-8.11	54	33.38	27.6	15.77	30.86	214	333	A	H	
	*	2437	115.97	-	-	103.37	27.6	15.84	30.84	214	333	P	H	
	*	2437	108.06	-	-	95.46	27.6	15.84	30.84	214	333	A	H	
			2483.69	66.43	-7.57	74	53.87	27.47	15.91	30.82	214	333	P	H
			2483.83	48.72	-5.28	54	36.16	27.47	15.91	30.82	214	333	A	H
			2389.94	57.74	-16.26	74	45.22	27.6	15.77	30.85	150	76	P	V
			2389.66	44.28	-9.72	54	31.77	27.6	15.77	30.86	150	76	A	V
	*		2437	109.89	-	-	97.29	27.6	15.84	30.84	150	76	P	V
	*		2437	101.83	-	-	89.23	27.6	15.84	30.84	150	76	A	V
			2484.6	62.87	-11.13	74	50.31	27.47	15.91	30.82	150	76	P	V
			2484.39	45.31	-8.69	54	32.75	27.47	15.91	30.82	150	76	A	V



802.11g CH 11 2462MHz	*	2462	115.54	-	-	102.96	27.53	15.88	30.83	297	334	P	H
	*	2462	107.51	-	-	94.93	27.53	15.88	30.83	297	334	A	H
		2485.36	66.96	-7.04	74	54.4	27.47	15.91	30.82	297	334	P	H
		2483.52	52.87	-1.13	54	40.31	27.47	15.91	30.82	297	334	A	H
													H
													H
	*	2462	107.93	-	-	95.35	27.53	15.88	30.83	298	289	P	V
	*	2462	100.37	-	-	87.79	27.53	15.88	30.83	298	289	A	V
		2484.32	59.64	-14.36	74	47.08	27.47	15.91	30.82	298	289	P	V
		2483.56	47.88	-6.12	54	35.32	27.47	15.91	30.82	298	289	A	V
													V
													V
Remark	1. No other spurious found. 2. All results are PASS against Peak and Average limit line.												



2.4GHz 2400~2483.5MHz

WIFI 802.11g (Harmonic @ 3m)

WIFI Ant. 1	Note	Frequency (MHz)	Level (dBμV/m)	Over Limit (dB)	Limit Line (dBμV/m)	Read Level (dBμV)	Antenna Factor (dB/m)	Path Loss (dB)	Preamp Factor (dB)	Ant Pos (cm)	Table Pos (deg)	Peak Avg. (P/A)	Pol. (H/V)	
802.11g CH 01 2412MHz		4824	46.32	-27.68	74	64.58	31.3	8.5	58.06	100	0	P	H	
													H	
													H	
													H	
			4824	39.46	-34.54	74	57.72	31.3	8.5	58.06	100	0	P	V
														V
														V
802.11g CH 06 2437MHz		4874	48.74	-25.26	74	66.89	31.3	8.65	58.1	100	0	P	H	
		7311	43.74	-30.26	74	54.61	36.2	11.27	58.34	100	0	P	H	
													H	
													H	
			4874	40.59	-33.41	74	58.74	31.3	8.65	58.1	100	0	P	V
			7311	43.61	-30.39	74	54.48	36.2	11.27	58.34	100	0	P	V
														V
802.11g CH 11 2462MHz		4924	46.49	-27.51	74	64.46	31.37	8.8	58.14	100	0	P	H	
		7386	44.42	-29.58	74	54.96	36.5	11.28	58.32	100	0	P	H	
													H	
													H	
			4924	40.98	-33.02	74	58.95	31.37	8.8	58.14	100	0	P	V
			7386	44.09	-29.91	74	54.63	36.5	11.28	58.32	100	0	P	V
														V
Remark	1. No other spurious found.													
	2. All results are PASS against Peak and Average limit line.													



**2.4GHz 2400~2483.5MHz
WIFI 802.11n HT20 (Band Edge @ 3m)**

WIFI Ant. 1	Note	Frequency (MHz)	Level (dBμV/m)	Over Limit (dB)	Limit Line (dBμV/m)	Read Level (dBμV)	Antenna Factor (dB/m)	Path Loss (dB)	Preamp Factor (dB)	Ant Pos (cm)	Table Pos (deg)	Peak Avg. (P/A)	Pol. (H/V)	
802.11n HT20 CH 01 2412MHz		2388.645	61.19	-12.81	74	48.68	27.6	15.77	30.86	312	336	P	H	
		2390	52.33	-1.67	54	39.8	27.6	15.78	30.85	312	336	A	H	
	*	2412	114.42	-	-	101.86	27.6	15.81	30.85	312	336	P	H	
	*	2412	106.49	-	-	93.93	27.6	15.81	30.85	312	336	A	H	
													H	
														H
			2387.175	54.75	-19.25	74	42.24	27.6	15.77	30.86	120	74	P	V
			2390	45.74	-8.26	54	33.21	27.6	15.78	30.85	120	74	A	V
		*	2412	108.51	-	-	95.95	27.6	15.81	30.85	120	74	P	V
		*	2412	100.22	-	-	87.66	27.6	15.81	30.85	120	74	A	V
													V	
													V	
802.11n HT20 CH 06 2437MHz		2389.24	58.18	-15.82	74	45.67	27.6	15.77	30.86	308	337	P	H	
		2389.94	49.01	-4.99	54	36.49	27.6	15.77	30.85	308	337	A	H	
	*	2437	119.11	-	-	106.51	27.6	15.84	30.84	308	337	P	H	
	*	2437	110.8	-	-	98.2	27.6	15.84	30.84	308	337	A	H	
			2483.76	64.55	-9.45	74	51.99	27.47	15.91	30.82	308	337	P	H
			2483.62	52.68	-1.32	54	40.12	27.47	15.91	30.82	308	337	A	H
			2389.66	55.84	-18.16	74	43.33	27.6	15.77	30.86	150	71	P	V
			2389.66	45.61	-8.39	54	33.1	27.6	15.77	30.86	150	71	A	V
		*	2437	111.85	-	-	99.25	27.6	15.84	30.84	150	71	P	V
		*	2437	104.4	-	-	91.8	27.6	15.84	30.84	150	71	A	V
		2484.46	58.33	-15.67	74	45.77	27.47	15.91	30.82	150	71	P	V	
		2483.55	48.19	-5.81	54	35.63	27.47	15.91	30.82	150	71	A	V	



802.11n HT20 CH 11 2462MHz	*	2462	113.87	-	-	101.29	27.53	15.88	30.83	301	336	P	H
	*	2462	105.97	-	-	93.39	27.53	15.88	30.83	301	336	A	H
		2484.08	65.95	-8.05	74	53.39	27.47	15.91	30.82	301	336	P	H
		2483.64	52.5	-1.5	54	39.94	27.47	15.91	30.82	301	336	A	H
													H
													H
	*	2462	107.46	-	-	94.88	27.53	15.88	30.83	100	75	P	V
	*	2462	99.79	-	-	87.21	27.53	15.88	30.83	100	75	A	V
		2483.6	59.4	-14.6	74	46.84	27.47	15.91	30.82	100	75	P	V
		2483.68	48.39	-5.61	54	35.83	27.47	15.91	30.82	100	75	A	V
													V
												V	
Remark	1. No other spurious found. 2. All results are PASS against Peak and Average limit line.												



2.4GHz 2400~2483.5MHz

WIFI 802.11n HT20 (Harmonic @ 3m)

WIFI Ant. 1	Note	Frequency (MHz)	Level (dBμV/m)	Over Limit (dB)	Limit Line (dBμV/m)	Read Level (dBμV)	Antenna Factor (dB/m)	Path Loss (dB)	Preamp Factor (dB)	Ant Pos (cm)	Table Pos (deg)	Peak Avg. (P/A)	Pol. (H/V)	
802.11n HT20 CH 01 2412MHz		4824	48.28	-25.72	74	66.54	31.3	8.5	58.06	100	0	P	H	
													H	
													H	
													H	
			4824	40.84	-33.16	74	59.1	31.3	8.5	58.06	100	0	P	V
														V
														V
802.11n HT20 CH 06 2437MHz		4874	54.86	-19.14	74	73.01	31.3	8.65	58.1	100	350	P	H	
		4874	43.32	-10.68	54	61.47	31.3	8.65	58.1	100	350	A	H	
		7311	44.39	-29.61	74	55.26	36.2	11.27	58.34	100	0	P	H	
														H
			4874	42.94	-31.06	74	61.09	31.3	8.65	58.1	100	0	P	V
			7311	44.23	-29.77	74	55.1	36.2	11.27	58.34	100	0	P	V
														V
802.11n HT20 CH 11 2462MHz		4924	55.16	-18.84	74	73.13	31.37	8.8	58.14	100	357	P	H	
		4924	43.79	-10.21	54	61.76	31.37	8.8	58.14	100	357	A	H	
		7386	43.81	-30.19	74	54.35	36.5	11.28	58.32	100	0	P	H	
														H
			4924	43.75	-30.25	74	61.72	31.37	8.8	58.14	100	0	P	V
			7386	44.19	-29.81	74	54.73	36.5	11.28	58.32	100	0	P	V
														V
Remark	1. No other spurious found.													
	2. All results are PASS against Peak and Average limit line.													



**2.4GHz 2400~2483.5MHz
WIFI 802.11n HT40 (Band Edge @ 3m)**

WIFI Ant. 1	Note	Frequency (MHz)	Level (dBμV/m)	Over Limit (dB)	Limit Line (dBμV/m)	Read Level (dBμV)	Antenna Factor (dB/m)	Path Loss (dB)	Preamp Factor (dB)	Ant Pos (cm)	Table Pos (deg)	Peak Avg. (P/A)	Pol. (H/V)
802.11n HT40 CH 03 2422MHz		2388.82	59.89	-14.11	74	47.38	27.6	15.77	30.86	308	332	P	H
		2389.66	52.91	-1.09	54	40.4	27.6	15.77	30.86	308	332	A	H
	*	2422	109.93	-	-	97.35	27.6	15.82	30.84	308	332	P	H
	*	2422	102.36	-	-	89.78	27.6	15.82	30.84	308	332	A	H
		2485.02	58.94	-15.06	74	46.38	27.47	15.91	30.82	308	332	P	H
		2484.25	47.14	-6.86	54	34.58	27.47	15.91	30.82	308	332	A	H
		2389.66	55.45	-18.55	74	42.94	27.6	15.77	30.86	100	77	P	V
		2389.38	47.39	-6.61	54	34.88	27.6	15.77	30.86	100	77	A	V
	*	2422	103.25	-	-	90.67	27.6	15.82	30.84	100	77	P	V
	*	2422	95.64	-	-	83.06	27.6	15.82	30.84	100	77	A	V
		2484.95	54.45	-19.55	74	41.89	27.47	15.91	30.82	100	77	P	V
		2498.95	44.82	-9.18	54	32.3	27.4	15.93	30.81	100	77	A	V
802.11n HT40 CH 06 2437MHz		2388.4	57.61	-16.39	74	45.1	27.6	15.77	30.86	308	333	P	H
		2389.66	47.46	-6.54	54	34.95	27.6	15.77	30.86	308	333	A	H
	*	2437	109	-	-	96.4	27.6	15.84	30.84	308	333	P	H
	*	2437	101.27	-	-	88.67	27.6	15.84	30.84	308	333	A	H
		2483.62	62.11	-11.89	74	49.55	27.47	15.91	30.82	308	333	P	H
		2483.5	52.98	-1.02	54	40.42	27.47	15.91	30.82	308	333	A	H
		2367.26	54.76	-19.24	74	42.21	27.67	15.74	30.86	100	77	P	V
		2388.12	45.65	-8.35	54	33.14	27.6	15.77	30.86	100	77	A	V
	*	2437	101.89	-	-	89.29	27.6	15.84	30.84	100	77	P	V
	*	2437	94.42	-	-	81.82	27.6	15.84	30.84	100	77	A	V
	2484.6	56.74	-17.26	74	44.18	27.47	15.91	30.82	100	77	P	V	
	2484.18	47.03	-6.97	54	34.47	27.47	15.91	30.82	100	77	A	V	



802.11n HT40 CH 09 2452MHz		2368.8	54.17	-19.83	74	41.66	27.63	15.74	30.86	303	332	P	H
		2311.96	44.79	-9.21	54	32.2	27.83	15.66	30.9	303	332	A	H
	*	2452	106.7	-	-	94.07	27.6	15.86	30.83	303	332	P	H
	*	2452	98.54	-	-	85.91	27.6	15.86	30.83	303	332	A	H
		2484.04	59.07	-14.93	74	46.51	27.47	15.91	30.82	303	332	P	H
		2483.5	50.66	-3.34	54	38.1	27.47	15.91	30.82	303	332	A	H
		2381.54	53.9	-20.1	74	41.37	27.63	15.76	30.86	100	76	P	V
		2361.1	44.89	-9.11	54	32.37	27.67	15.73	30.88	100	76	A	V
	*	2452	99.69	-	-	87.06	27.6	15.86	30.83	100	76	P	V
	*	2452	92.19	-	-	79.56	27.6	15.86	30.83	100	76	A	V
		2484.18	54.24	-19.76	74	41.68	27.47	15.91	30.82	100	76	P	V
		2483.69	45.68	-8.32	54	33.12	27.47	15.91	30.82	100	76	A	V
Remark	1. No other spurious found. 2. All results are PASS against Peak and Average limit line.												



2.4GHz 2400~2483.5MHz

WIFI 802.11n HT40 (Harmonic @ 3m)

WIFI Ant. 1	Note	Frequency (MHz)	Level (dBμV/m)	Over Limit (dB)	Limit Line (dBμV/m)	Read Level (dBμV)	Antenna Factor (dB/m)	Path Loss (dB)	Preamp Factor (dB)	Ant Pos (cm)	Table Pos (deg)	Peak Avg. (P/A)	Pol. (H/V)
802.11n HT40 CH 03 2422MHz		4844	47.51	-26.49	74	65.73	31.3	8.56	58.08	400	0	P	H
		7266	45.06	-28.94	74	55.95	36.2	11.26	58.35	100	0	P	H
													H
													H
		4844	40.18	-33.82	74	58.4	31.3	8.56	58.08	100	0	P	V
		7266	43.87	-30.13	74	54.76	36.2	11.26	58.35	100	0	P	V
													V
802.11n HT40 CH 06 2437MHz		4874	48.24	-25.76	74	66.39	31.3	8.65	58.1	100	0	P	H
		7311	44.23	-29.77	74	55.1	36.2	11.27	58.34	100	0	P	H
													H
													H
		4874	40.15	-33.85	74	58.3	31.3	8.65	58.1	100	0	P	V
		7311	44.1	-29.9	74	54.97	36.2	11.27	58.34	100	0	P	V
													V
802.11n HT40 CH 09 2452MHz		4904	48	-26	74	66.05	31.33	8.74	58.12	100	0	P	H
		7356	45.51	-28.49	74	56.26	36.3	11.28	58.33	100	0	P	H
													H
													H
		4904	40.1	-33.9	74	58.15	31.33	8.74	58.12	100	0	P	V
		7356	43.38	-30.62	74	54.13	36.3	11.28	58.33	100	0	P	V
													V
Remark	1. No other spurious found.												
	2. All results are PASS against Peak and Average limit line.												



Emission below 1GHz

2.4GHz WIFI 802.11n (LF)

WIFI	Note	Frequency	Level	Over	Limit	Read	Antenna	Path	Preamp	Ant	Table	Peak	Pol.	
Ant.				Limit	Line	Level	Factor	Loss	Factor	Pos	Pos	Avg.		
1		(MHz)	(dBμV/m)	(dB)	(dBμV/m)	(dBμV)	(dB/m)	(dB)	(dB)	(cm)	(deg)	(P/A)	(H/V)	
2.4GHz 802.11n LF		76.71	25.75	-14.25	40	44.12	13.03	1.15	32.55	-	-	P	H	
		134.49	33.52	-9.98	43.5	47.12	17.44	1.46	32.5	100	0	P	H	
		270.3	24.87	-21.13	46	35.95	19.29	2.16	32.53	-	-	P	H	
		388.9	31.59	-14.41	46	40.28	21.41	2.45	32.55	-	-	P	H	
		591.9	33.55	-12.45	46	37.64	25.48	3.03	32.6	-	-	P	H	
		955.2	32.91	-13.09	46	29.31	30.88	3.9	31.18	-	-	P	H	
														H
														H
														H
														H
														H
														H
														H
			68.61	34.31	-5.69	40	53.68	12.1	1.09	32.56	100	0	P	V
			135.3	28.83	-14.67	43.5	42.43	17.43	1.47	32.5	-	-	P	V
			272.73	26.14	-19.86	46	37.31	19.19	2.17	32.53	-	-	P	V
			388.9	30.27	-15.73	46	38.96	21.41	2.45	32.55	-	-	P	V
			675.9	28.4	-17.6	46	31.21	26.45	3.19	32.45	-	-	P	V
			941.2	32.43	-13.57	46	29.37	30.5	3.86	31.3	-	-	P	V
														V
													V	
													V	
													V	
													V	
													V	
Remark	1. No other spurious found. 2. All results are PASS against limit line.													



2.4GHz 2400~2483.5MHz

WIFI 802.11b (Band Edge @ 3m)

WIFI	Note	Frequency	Level	Over	Limit	Read	Antenna	Path	Preamp	Ant	Table	Peak	Pol.	
Ant.				Limit	Line	Level	Factor	Loss	Factor	Pos	Pos	Avg.		
2		(MHz)	(dBμV/m)	(dB)	(dBμV/m)	(dBμV)	(dB/m)	(dB)	(dB)	(cm)	(deg)	(P/A)	(H/V)	
802.11b CH 01 2412MHz		2347.8	54.53	-19.47	74	42	27.7	15.71	30.88	195	33	P	H	
		2389.17	45.51	-8.49	54	33	27.6	15.77	30.86	195	33	A	H	
	*	2412	106.94	-	-	94.38	27.6	15.81	30.85	195	33	P	H	
	*	2412	103.75	-	-	91.19	27.6	15.81	30.85	195	33	A	H	
													H	
													H	
			2388.96	59.24	-14.76	74	46.73	27.6	15.77	30.86	256	337	P	V
			2388.96	52.73	-1.27	54	40.22	27.6	15.77	30.86	256	337	A	V
	*		2412	117.31	-	-	104.75	27.6	15.81	30.85	256	337	P	V
	*		2412	114.17	-	-	101.61	27.6	15.81	30.85	256	337	A	V
														V
														V
802.11b CH 06 2437MHz		2387.7	53.74	-20.26	74	41.23	27.6	15.77	30.86	197	305	P	H	
		2389.94	42.52	-11.48	54	30	27.6	15.77	30.85	197	305	A	H	
	*	2437	106.51	-	-	93.91	27.6	15.84	30.84	197	305	P	H	
	*	2437	103.2	-	-	90.6	27.6	15.84	30.84	197	305	A	H	
			2486.35	52.98	-21.02	74	40.42	27.47	15.91	30.82	197	305	P	H
			2483.97	42.43	-11.57	54	29.87	27.47	15.91	30.82	197	305	A	H
			2389.8	57.12	-16.88	74	44.6	27.6	15.77	30.85	252	321	P	V
			2389.94	43.34	-10.66	54	30.82	27.6	15.77	30.85	252	321	A	V
	*		2437	116.82	-	-	104.22	27.6	15.84	30.84	252	321	P	V
	*		2437	113.63	-	-	101.03	27.6	15.84	30.84	252	321	A	V
			2485.65	56.26	-17.74	74	43.7	27.47	15.91	30.82	252	321	P	V
			2483.97	43.81	-10.19	54	31.25	27.47	15.91	30.82	252	321	A	V



802.11b CH 11 2462MHz	*	2462	106.7	-	-	94.12	27.53	15.88	30.83	400	58	P	H
	*	2462	103.54	-	-	90.96	27.53	15.88	30.83	400	58	A	H
		2486.04	55.56	-18.44	74	43	27.47	15.91	30.82	400	58	P	H
		2483.52	44.52	-9.48	54	31.96	27.47	15.91	30.82	400	58	A	H
													H
													H
	*	2462	117.37	-	-	104.79	27.53	15.88	30.83	271	329	P	V
	*	2462	114.18	-	-	101.6	27.53	15.88	30.83	271	329	A	V
		2486.2	63.82	-10.18	74	51.26	27.47	15.91	30.82	271	329	P	V
		2483.52	52.7	-1.3	54	40.14	27.47	15.91	30.82	271	329	A	V
													V
													V
Remark	3. No other spurious found. 4. All results are PASS against Peak and Average limit line.												



2.4GHz 2400~2483.5MHz

WIFI 802.11b (Harmonic @ 3m)

WIFI Ant. 2	Note	Frequency (MHz)	Level (dBμV/m)	Over Limit (dB)	Limit Line (dBμV/m)	Read Level (dBμV)	Antenna Factor (dB/m)	Path Loss (dB)	Preamp Factor (dB)	Ant Pos (cm)	Table Pos (deg)	Peak Avg. (P/A)	Pol. (H/V)	
802.11b CH 01 2412MHz		4824	47.82	-26.18	74	66.08	31.3	8.5	58.06	100	0	P	H	
													H	
													H	
													H	
			4824	49.82	-24.18	74	68.08	31.3	8.5	58.06	100	0	P	V
														V
														V
802.11b CH 06 2437MHz		4874	49.24	-24.76	74	67.39	31.3	8.65	58.1	100	0	P	H	
		7311	47.04	-26.96	74	57.91	36.2	11.27	58.34	100	0	P	H	
													H	
													H	
			4874	53.78	-20.22	74	71.93	31.3	8.65	58.1	221	323	P	V
			4874	50.92	-3.08	54	69.07	31.3	8.65	58.1	221	323	A	V
			7311	47.85	-26.15	74	58.72	36.2	11.27	58.34	100	0	P	V
802.11b CH 11 2462MHz		4924	45.96	-28.04	74	63.93	31.37	8.8	58.14	100	0	P	H	
		7386	46.84	-27.16	74	57.38	36.5	11.28	58.32	100	0	P	H	
													H	
													H	
			4924	48.97	-25.03	74	66.94	31.37	8.8	58.14	100	0	P	V
			7386	46.6	-27.4	74	57.14	36.5	11.28	58.32	100	0	P	V
														V
Remark	1. No other spurious found.													
	2. All results are PASS against Peak and Average limit line.													



2.4GHz 2400~2483.5MHz
WIFI 802.11g (Band Edge @ 3m)

WIFI Ant. 2	Note	Frequency (MHz)	Level (dBμV/m)	Over Limit (dB)	Limit Line (dBμV/m)	Read Level (dBμV)	Antenna Factor (dB/m)	Path Loss (dB)	Preamp Factor (dB)	Ant Pos (cm)	Table Pos (deg)	Peak Avg. (P/A)	Pol. (H/V)	
802.11g CH 01 2412MHz		2389.275	57.19	-16.81	74	44.68	27.6	15.77	30.86	382	58	P	H	
		2389.695	47.19	-6.81	54	34.68	27.6	15.77	30.86	382	58	A	H	
	*	2412	108.24	-	-	95.68	27.6	15.81	30.85	382	58	P	H	
	*	2412	100.2	-	-	87.64	27.6	15.81	30.85	382	58	A	H	
													H	
														H
			2389.485	63.43	-10.57	74	50.92	27.6	15.77	30.86	232	352	P	V
			2390	52.98	-1.02	54	40.45	27.6	15.78	30.85	232	352	A	V
	*		2412	114.78	-	-	102.22	27.6	15.81	30.85	232	352	P	V
	*		2412	107.05	-	-	94.49	27.6	15.81	30.85	232	352	A	V
														V
														V
802.11g CH 06 2437MHz		2389.1	54.52	-19.48	74	42.01	27.6	15.77	30.86	399	79	P	H	
		2389.8	44.29	-9.71	54	31.77	27.6	15.77	30.85	399	79	A	H	
	*	2437	104.76	-	-	92.16	27.6	15.84	30.84	399	79	P	H	
	*	2437	97.63	-	-	85.03	27.6	15.84	30.84	399	79	A	H	
			2483.55	55.51	-18.49	74	42.95	27.47	15.91	30.82	399	79	P	H
			2483.5	44.38	-9.62	54	31.82	27.47	15.91	30.82	399	79	A	H
			2387.7	56.58	-17.42	74	44.07	27.6	15.77	30.86	316	316	P	V
			2389.94	47.3	-6.7	54	34.78	27.6	15.77	30.85	316	316	A	V
	*		2437	115.58	-	-	102.98	27.6	15.84	30.84	316	316	P	V
	*		2437	107.49	-	-	94.89	27.6	15.84	30.84	316	316	A	V
			2484.04	66.86	-7.14	74	54.3	27.47	15.91	30.82	316	316	P	V
			2483.5	51.52	-2.48	54	38.96	27.47	15.91	30.82	316	316	A	V



802.11g CH 11 2462MHz	*	2462	106.34	-	-	93.76	27.53	15.88	30.83	400	59	P	H
	*	2462	98.71	-	-	86.13	27.53	15.88	30.83	400	59	A	H
		2483.64	57.81	-16.19	74	45.25	27.47	15.91	30.82	400	59	P	H
		2484	45.17	-8.83	54	32.61	27.47	15.91	30.82	400	59	A	H
													H
													H
	*	2462	115.9	-	-	103.32	27.53	15.88	30.83	223	353	P	V
	*	2462	108.42	-	-	95.84	27.53	15.88	30.83	223	353	A	V
		2484.48	66.52	-7.48	74	53.96	27.47	15.91	30.82	223	353	P	V
		2483.52	52.23	-1.77	54	39.67	27.47	15.91	30.82	223	353	A	V
													V
													V
Remark	1. No other spurious found. 2. All results are PASS against Peak and Average limit line.												



2.4GHz 2400~2483.5MHz
WIFI 802.11g (Harmonic @ 3m)

WIFI Ant. 2	Note	Frequency (MHz)	Level (dBµV/m)	Over Limit (dB)	Limit Line (dBµV/m)	Read Level (dBµV)	Antenna Factor (dB/m)	Path Loss (dB)	Preamp Factor (dB)	Ant Pos (cm)	Table Pos (deg)	Peak Avg. (P/A)	Pol. (H/V)
802.11g CH 01 2412MHz		4824	42.49	-31.51	74	60.75	31.3	8.5	58.06	100	0	P	H
													H
													H
													H
		4824	47.36	-26.64	74	65.62	31.3	8.5	58.06	100	0	P	V
													V
													V
802.11g CH 06 2437MHz		4874	42.31	-31.69	74	60.46	31.3	8.65	58.1	100	0	P	H
		7311	44.92	-29.08	74	55.79	36.2	11.27	58.34	100	0	P	H
													H
													H
		4874	42.97	-31.03	74	61.12	31.3	8.65	58.1	100	0	P	V
		7311	44.66	-29.34	74	55.53	36.2	11.27	58.34	100	0	P	V
													V
802.11g CH 11 2462MHz		4924	40.18	-33.82	74	58.15	31.37	8.8	58.14	100	0	P	H
		7386	44.7	-29.3	74	55.24	36.5	11.28	58.32	100	0	P	H
													H
													H
		4924	44.55	-29.45	74	62.52	31.37	8.8	58.14	100	0	P	V
		7386	44.72	-29.28	74	55.26	36.5	11.28	58.32	100	0	P	V
													V
Remark	1. No other spurious found.												
	2. All results are PASS against Peak and Average limit line.												



2.4GHz 2400~2483.5MHz
WIFI 802.11n HT20 (Band Edge @ 3m)

WIFI Ant. 2	Note	Frequency (MHz)	Level (dBμV/m)	Over Limit (dB)	Limit Line (dBμV/m)	Read Level (dBμV)	Antenna Factor (dB/m)	Path Loss (dB)	Preamp Factor (dB)	Ant Pos (cm)	Table Pos (deg)	Peak Avg. (P/A)	Pol. (H/V)	
802.11n HT20 CH 01 2412MHz		2389.8	57.69	-16.31	74	45.17	27.6	15.77	30.85	383	59	P	H	
		2389.905	47.09	-6.91	54	34.57	27.6	15.77	30.85	383	59	A	H	
	*	2412	107.46	-	-	94.9	27.6	15.81	30.85	383	59	P	H	
	*	2412	99.74	-	-	87.18	27.6	15.81	30.85	383	59	A	H	
													H	
													H	
			2390	64.05	-9.95	74	51.52	27.6	15.78	30.85	223	353	P	V
			2389.8	52.64	-1.36	54	40.12	27.6	15.77	30.85	223	353	A	V
		*	2412	114.2	-	-	101.64	27.6	15.81	30.85	223	353	P	V
		*	2412	106.37	-	-	93.81	27.6	15.81	30.85	223	353	A	V
													V	
													V	
802.11n HT20 CH 06 2437MHz		2389.66	54.03	-19.97	74	41.52	27.6	5.85	30.86	376	82	P	H	
		2389.8	46.16	-7.84	54	33.64	27.6	5.85	30.85	376	82	A	H	
	*	2437	110.59	-	-	97.99	27.6	5.92	30.84	376	82	P	H	
	*	2437	102.46	-	-	89.86	27.6	5.92	30.84	376	82	A	H	
			2483.83	55.98	-18.02	74	43.42	27.47	5.99	30.82	376	82	P	H
			2483.55	46.41	-7.59	54	33.85	27.47	5.99	30.82	376	82	A	H
			2389.8	56.73	-17.27	74	44.21	27.6	5.85	30.85	246	347	P	V
			2389.94	48.6	-5.4	54	36.08	27.6	5.85	30.85	246	347	A	V
		*	2437	115.49	-	-	102.89	27.6	5.92	30.84	246	347	P	V
		*	2437	108.41	-	-	95.81	27.6	5.92	30.84	246	347	A	V
		2483.5	62.59	-11.41	74	50.03	27.47	5.99	30.82	246	347	P	V	
		2483.9	52.84	-1.16	54	40.28	27.47	5.99	30.82	246	347	A	V	



802.11n HT20 CH 11 2462MHz	*	2462	104.59	-	-	92.01	27.53	15.88	30.83	400	58	P	H
	*	2462	96.95	-	-	84.37	27.53	15.88	30.83	400	58	A	H
		2484.52	55.66	-18.34	74	43.1	27.47	15.91	30.82	400	58	P	H
		2483.52	44.86	-9.14	54	32.3	27.47	15.91	30.82	400	58	A	H
													H
													H
	*	2462	114.16	-	-	101.58	27.53	15.88	30.83	221	352	P	V
	*	2462	106.73	-	-	94.15	27.53	15.88	30.83	221	352	A	V
		2483.8	65.77	-8.23	74	53.21	27.47	15.91	30.82	221	352	P	V
		2483.56	52.19	-1.81	54	39.63	27.47	15.91	30.82	221	352	A	V
													V
												V	
Remark	1. No other spurious found. 2. All results are PASS against Peak and Average limit line.												



2.4GHz 2400~2483.5MHz

WIFI 802.11n HT20 (Harmonic @ 3m)

WIFI Ant. 2	Note	Frequency (MHz)	Level (dBμV/m)	Over Limit (dB)	Limit Line (dBμV/m)	Read Level (dBμV)	Antenna Factor (dB/m)	Path Loss (dB)	Preamp Factor (dB)	Ant Pos (cm)	Table Pos (deg)	Peak Avg. (P/A)	Pol. (H/V)	
802.11n HT20 CH 01 2412MHz		4824	39.95	-34.05	74	58.21	31.3	8.5	58.06	100	0	P	H	
													H	
													H	
													H	
			4824	44.62	-29.38	74	62.88	31.3	8.5	58.06	100	0	P	V
														V
														V
802.11n HT20 CH 06 2437MHz		4874	38.72	-35.28	74	56.87	31.3	8.65	58.1	100	0	P	H	
		7311	44.02	-29.98	74	54.89	36.2	11.27	58.34	100	0	P	H	
													H	
													H	
			4874	43.49	-30.51	74	61.64	31.3	8.65	58.1	100	0	P	V
			7311	44.65	-29.35	74	55.52	36.2	11.27	58.34	100	0	P	V
														V
802.11n HT20 CH 11 2462MHz		4924	40.02	-33.98	74	57.99	31.37	8.8	58.14	100	0	P	H	
		7386	44.23	-29.77	74	54.77	36.5	11.28	58.32	100	0	P	H	
													H	
													H	
			4924	39.62	-34.38	74	57.59	31.37	8.8	58.14	100	0	P	V
			7386	44.14	-29.86	74	54.68	36.5	11.28	58.32	100	0	P	V
														V
Remark	1. No other spurious found.													
	2. All results are PASS against Peak and Average limit line.													



2.4GHz 2400~2483.5MHz
WIFI 802.11n HT40 (Band Edge @ 3m)

WIFI Ant. 2	Note	Frequency (MHz)	Level (dBμV/m)	Over Limit (dB)	Limit Line (dBμV/m)	Read Level (dBμV)	Antenna Factor (dB/m)	Path Loss (dB)	Preamp Factor (dB)	Ant Pos (cm)	Table Pos (deg)	Peak Avg. (P/A)	Pol. (H/V)
802.11n HT40 CH 03 2422MHz		2341.64	53.75	-20.25	74	41.23	27.7	15.7	30.88	374	60	P	H
		2389.8	45.94	-8.06	54	33.42	27.6	15.77	30.85	374	60	A	H
	*	2422	102.21	-	-	89.63	27.6	15.82	30.84	374	60	P	H
	*	2422	94.73	-	-	82.15	27.6	15.82	30.84	374	60	A	H
		2490.34	53.88	-20.12	74	41.38	27.4	15.92	30.82	374	60	P	H
		2483.69	44.56	-9.44	54	32	27.47	15.91	30.82	374	60	A	H
		2389.66	59.37	-14.63	74	46.86	27.6	15.77	30.86	207	354	P	V
		2389.8	52.41	-1.59	54	39.89	27.6	15.77	30.85	207	354	A	V
	*	2422	110.41	-	-	97.83	27.6	15.82	30.84	207	354	P	V
	*	2422	102.17	-	-	89.59	27.6	15.82	30.84	207	354	A	V
		2484.81	61.52	-12.48	74	48.96	27.47	15.91	30.82	207	354	P	V
		2484.46	48.37	-5.63	54	35.81	27.47	15.91	30.82	207	354	A	V
802.11n HT40 CH 06 2437MHz		2314.76	54.04	-19.96	74	41.44	27.83	15.66	30.89	375	60	P	H
		2389.52	45.65	-8.35	54	33.14	27.6	15.77	30.86	375	60	A	H
	*	2437	100.28	-	-	87.68	27.6	15.84	30.84	375	60	P	H
	*	2437	92.22	-	-	79.62	27.6	15.84	30.84	375	60	A	H
		2483.97	53.81	-20.19	74	41.25	27.47	15.91	30.82	375	60	P	H
		2487.96	44.65	-9.35	54	32.16	27.4	15.91	30.82	375	60	A	H
		2389.94	59.08	-14.92	74	46.56	27.6	15.77	30.85	225	351	P	V
		2389.94	49.96	-4.04	54	37.44	27.6	15.77	30.85	225	351	A	V
	*	2437	108.02	-	-	95.42	27.6	15.84	30.84	225	351	P	V
	*	2437	100.2	-	-	87.6	27.6	15.84	30.84	225	351	A	V
		2483.9	65.72	-8.28	74	53.16	27.47	15.91	30.82	225	351	P	V
		2483.5	52.54	-1.46	54	39.98	27.47	15.91	30.82	225	351	A	V



802.11n HT40 CH 09 2452MHz		2315.04	54.36	-19.64	74	41.76	27.83	15.66	30.89	400	63	P	H
		2349.06	44.95	-9.05	54	32.42	27.7	15.71	30.88	400	63	A	H
	*	2452	98.07	-	-	85.44	27.6	15.86	30.83	400	63	P	H
	*	2452	90.11	-	-	77.48	27.6	15.86	30.83	400	63	A	H
		2483.83	55.5	-18.5	74	42.94	27.47	15.91	30.82	400	63	P	H
		2484.81	44.88	-9.12	54	32.32	27.47	15.91	30.82	400	63	A	H
		2319.52	54.41	-19.59	74	41.86	27.77	15.67	30.89	201	353	P	V
		2310.56	44.95	-9.05	54	32.36	27.83	15.66	30.9	201	353	A	V
	*	2452	106.34	-	-	93.71	27.6	15.86	30.83	201	353	P	V
	*	2452	98.92	-	-	86.29	27.6	15.86	30.83	201	353	A	V
		2483.97	61	-13	74	48.44	27.47	15.91	30.82	201	353	P	V
		2483.55	50.47	-3.53	54	37.91	27.47	15.91	30.82	201	353	A	V
Remark	1. No other spurious found. 2. All results are PASS against Peak and Average limit line.												



2.4GHz 2400~2483.5MHz

WIFI 802.11n HT40 (Harmonic @ 3m)

WIFI Ant. 2	Note	Frequency (MHz)	Level (dBμV/m)	Over Limit (dB)	Limit Line (dBμV/m)	Read Level (dBμV)	Antenna Factor (dB/m)	Path Loss (dB)	Preamp Factor (dB)	Ant Pos (cm)	Table Pos (deg)	Peak Avg. (P/A)	Pol. (H/V)
802.11n HT40 CH 03 2422MHz		4844	38.93	-35.07	74	57.15	31.3	8.56	58.08	100	0	P	H
		7266	44.64	-29.36	74	55.53	36.2	11.26	58.35	100	0	P	H
													H
													H
		4844	38.84	-35.16	74	57.06	31.3	8.56	58.08	100	0	P	V
		7266	45.27	-28.73	74	56.16	36.2	11.26	58.35	100	0	P	V
													V
802.11n HT40 CH 06 2437MHz		4874	39.71	-34.29	74	57.86	31.3	8.65	58.1	100	0	P	H
		7311	44.61	-29.39	74	55.48	36.2	11.27	58.34	100	0	P	H
													H
													H
		4874	39.52	-34.48	74	57.67	31.3	8.65	58.1	100	0	P	V
		7311	44.66	-29.34	74	55.53	36.2	11.27	58.34	100	0	P	V
													V
802.11n HT40 CH 09 2452MHz		4904	38.82	-35.18	74	56.87	31.33	8.74	58.12	100	0	P	H
		7356	43.29	-30.71	74	54.04	36.3	11.28	58.33	100	0	P	H
													H
													H
		4904	40.51	-33.49	74	58.56	31.33	8.74	58.12	100	0	P	V
		7356	43.83	-30.17	74	54.58	36.3	11.28	58.33	100	0	P	V
													V
Remark	1. No other spurious found.												
	2. All results are PASS against Peak and Average limit line.												



2.4GHz 2400~2483.5MHz

Emission below 1GHz

2.4GHz WIFI 802.11g (LF)

WIFI Ant.	Note	Frequency	Level	Over Limit	Limit Line	Read Level	Antenna Factor	Path Loss	Preamp Factor	Ant Pos	Table Pos	Peak Avg.	Pol.	
2		(MHz)	(dBμV/m)	(dB)	(dBμV/m)	(dBμV)	(dB/m)	(dB)	(dB)	(cm)	(deg)	(P/A)	(H/V)	
2.4GHz 802.11g LF		81.84	25.21	-14.79	40	43.08	13.48	1.19	32.54	-	-	P	H	
		134.22	33.67	-9.83	43.5	47.28	17.43	1.46	32.5	100	0	P	H	
		290.01	30.14	-15.86	46	41.44	19.02	2.21	32.53	-	-	P	H	
		509.3	35.54	-10.46	46	41.37	23.96	2.78	32.57	-	-	P	H	
		586.3	31.46	-14.54	46	35.61	25.43	3.02	32.6	-	-	P	H	
		940.5	33.44	-12.56	46	30.39	30.5	3.86	31.31	-	-	P	H	
														H
														H
														H
														H
														H
			69.42	34.44	-5.56	40	53.72	12.19	1.09	32.56	100	0	P	V
			135.3	28.9	-14.6	43.5	42.5	17.43	1.47	32.5	-	-	P	V
			277.59	27.18	-18.82	46	38.59	18.94	2.18	32.53	-	-	P	V
			388.9	27.99	-18.01	46	36.68	21.41	2.45	32.55	-	-	P	V
			514.2	30.64	-15.36	46	36.45	23.96	2.8	32.57	-	-	P	V
			881.7	31.68	-14.32	46	30.78	28.95	3.7	31.75	-	-	P	V
														V
													V	
													V	
													V	
													V	
													V	
Remark	1. No other spurious found. 2. All results are PASS against limit line.													



2.4GHz 2400~2483.5MHz

WIFI 802.11b (Band Edge @ 3m)

WIFI	Note	Frequency	Level	Over	Limit	Read	Antenna	Path	Preamp	Ant	Table	Peak	Pol.	
Ant.				Limit	Line	Level	Factor	Loss	Factor	Pos	Pos	Avg.		
1+2		(MHz)	(dBμV/m)	(dB)	(dBμV/m)	(dBμV)	(dB/m)	(dB)	(dB)	(cm)	(deg)	(P/A)	(H/V)	
802.11b CH 01 2412MHz		2355.465	54.31	-19.69	74	41.8	27.67	15.72	30.88	382	267	P	H	
		2389.8	42.43	-11.57	54	29.91	27.6	15.77	30.85	382	267	A	H	
	*	2412	105.73	-	-	93.17	27.6	15.81	30.85	382	267	P	H	
	*	2412	102.69	-	-	90.13	27.6	15.81	30.85	382	267	A	H	
													H	
														H
			2363.025	53.92	-20.08	74	41.4	27.67	15.73	30.88	285	52	P	V
			2389.065	43.06	-10.94	54	30.55	27.6	15.77	30.86	285	52	A	V
	*		2412	116.48	-	-	103.92	27.6	15.81	30.85	285	52	P	V
	*		2412	113.49	-	-	100.93	27.6	15.81	30.85	285	52	A	V
														V
														V
802.11b CH 06 2437MHz		2366.14	52.88	-21.12	74	40.33	27.67	15.74	30.86	400	231	P	H	
		2311.54	42.14	-11.86	54	29.55	27.83	15.66	30.9	400	231	A	H	
	*	2437	106.21	-	-	93.61	27.6	15.84	30.84	400	231	P	H	
	*	2437	103.14	-	-	90.54	27.6	15.84	30.84	400	231	A	H	
			2493.35	52.72	-21.28	74	40.21	27.4	15.92	30.81	400	231	P	H
			2498.18	41.96	-12.04	54	29.44	27.4	15.93	30.81	400	231	A	H
			2387	55.07	-18.93	74	42.56	27.6	15.77	30.86	200	347	P	V
			2389.94	42.86	-11.14	54	30.34	27.6	15.77	30.85	200	347	A	V
	*		2437	118.14	-	-	105.54	27.6	15.84	30.84	200	347	P	V
	*		2437	114.93	-	-	102.33	27.6	15.84	30.84	200	347	A	V
			2484.46	58.83	-15.17	74	46.27	27.47	15.91	30.82	200	347	P	V
			2483.69	43.42	-10.58	54	30.86	27.47	15.91	30.82	200	347	A	V



802.11b CH 11 2462MHz	*	2462	111.25	-	-	98.67	27.53	15.88	30.83	400	56	P	H
	*	2462	108.21	-	-	95.63	27.53	15.88	30.83	400	56	A	H
		2487.28	54.98	-19.02	74	42.42	27.47	15.91	30.82	400	56	P	H
		2484.72	45.82	-8.18	54	33.26	27.47	15.91	30.82	400	56	A	H
													H
													H
	*	2462	120.37	-	-	107.79	27.53	15.88	30.83	221	18	P	V
	*	2462	117.39	-	-	104.81	27.53	15.88	30.83	221	18	A	V
		2483.92	58.75	-15.25	74	46.19	27.47	15.91	30.82	221	18	P	V
		2484.68	51.32	-2.68	54	38.76	27.47	15.91	30.82	221	18	A	V
													V
													V
Remark	1. No other spurious found. 2. All results are PASS against Peak and Average limit line.												



2.4GHz 2400~2483.5MHz

WIFI 802.11b (Harmonic @ 3m)

WIFI Ant. 1+2	Note	Frequency (MHz)	Level (dBμV/m)	Over Limit (dB)	Limit Line (dBμV/m)	Read Level (dBμV)	Antenna Factor (dB/m)	Path Loss (dB)	Preamp Factor (dB)	Ant Pos (cm)	Table Pos (deg)	Peak Avg. (P/A)	Pol. (H/V)	
802.11b CH 01 2412MHz		4824	47.1	-26.9	74	65.36	31.3	8.5	58.06	100	0	P	H	
													H	
													H	
													H	
			4824	52.1	-21.9	74	70.36	31.3	8.5	58.06	160	18	P	V
			4824	49.7	-4.3	54	67.96	31.3	8.5	58.06	160	18	A	V
														V
802.11b CH 06 2437MHz		4874	47.18	-26.82	74	65.33	31.3	8.65	58.1	100	0	P	H	
		7311	45.46	-28.54	74	56.33	36.2	11.27	58.34	100	0	P	H	
													H	
													H	
			4874	51.68	-22.32	74	69.83	31.3	8.65	58.1	145	26	P	V
			4874	49.52	-4.48	54	67.67	31.3	8.65	58.1	145	26	A	V
			7311	45.39	-28.61	74	56.26	36.2	11.27	58.34	100	0	P	V
802.11b CH 11 2462MHz		4924	46.2	-27.8	74	64.17	31.37	8.8	58.14	100	0	P	H	
		7386	46.81	-27.19	74	57.35	36.5	11.28	58.32	100	0	P	H	
													H	
													H	
			4924	53.42	-20.58	74	71.39	31.37	8.8	58.14	186	48	P	V
			4924	50.95	-3.05	54	68.92	31.37	8.8	58.14	186	48	A	V
			7386	46.5	-27.5	74	57.04	36.5	11.28	58.32	100	0	P	V
													V	
Remark	1. No other spurious found. 2. All results are PASS against Peak and Average limit line.													



2.4GHz 2400~2483.5MHz
WIFI 802.11g (Band Edge @ 3m)

WIFI Ant. 1+2	Note	Frequency (MHz)	Level (dBμV/m)	Over Limit (dB)	Limit Line (dBμV/m)	Read Level (dBμV)	Antenna Factor (dB/m)	Path Loss (dB)	Preamp Factor (dB)	Ant Pos (cm)	Table Pos (deg)	Peak Avg. (P/A)	Pol. (H/V)		
802.11g CH 01 2412MHz		2389.275	57.54	-16.46	74	45.03	27.6	5.85	30.86	385	56	P	H		
		2390	47.16	-6.84	54	34.63	27.6	5.86	30.85	385	56	A	H		
	*	2412	109.93	35.93	74	97.37	27.6	5.89	30.85	385	56	P	H		
	*	2412	102.6	48.6	54	90.04	27.6	5.89	30.85	385	56	A	H		
													P	H	
													A	H	
			2389.38	63.68	-10.32	74	51.17	27.6	5.85	30.86	255	11	P	V	
			2390	51.06	-2.94	54	38.53	27.6	5.86	30.85	255	11	A	V	
	*		2412	117.86	43.86	74	105.3	27.6	5.89	30.85	255	11	P	V	
	*		2412	109.61	55.61	54	97.05	27.6	5.89	30.85	255	11	A	V	
														P	V
														A	V
802.11g CH 06 2437MHz		2316.16	55.44	-18.56	74	42.84	27.83	15.66	30.89	376	65	P	H		
		2389.94	44.91	-9.09	54	32.39	27.6	15.77	30.85	376	65	A	H		
	*	2437	109.96	-	-	97.36	27.6	15.84	30.84	376	65	P	H		
	*	2437	101.71	-	-	89.11	27.6	15.84	30.84	376	65	A	H		
			2487.82	54.82	-19.18	74	42.33	27.4	15.91	30.82	376	65	P	H	
			2483.62	44.77	-9.23	54	32.21	27.47	15.91	30.82	376	65	A	H	
			2389.66	60.4	-13.6	74	47.89	27.6	15.77	30.86	250	6	P	V	
			2389.38	47.12	-6.88	54	34.61	27.6	15.77	30.86	250	6	A	V	
	*		2437	119.37	-	-	106.77	27.6	15.84	30.84	250	6	P	V	
	*		2437	111.45	-	-	98.85	27.6	15.84	30.84	250	6	A	V	
			2483.69	66.76	-7.24	74	54.2	27.47	15.91	30.82	250	6	P	V	
			2483.62	50.57	-3.43	54	38.01	27.47	15.91	30.82	250	6	A	V	



802.11g CH 11 2462MHz	*	2462	108.05	-	-	95.47	27.53	15.88	30.83	243	29	P	H
	*	2462	100.61	-	-	88.03	27.53	15.88	30.83	243	29	A	H
		2483.96	54.62	-19.38	74	42.06	27.47	15.91	30.82	243	29	P	H
		2484.4	45.4	-8.6	54	32.84	27.47	15.91	30.82	243	29	A	H
													H
													H
	*	2462	117.36	-	-	104.78	27.53	15.88	30.83	241	3	P	V
	*	2462	109.51	-	-	96.93	27.53	15.88	30.83	241	3	A	V
		2483.68	63.34	-10.66	74	50.78	27.47	15.91	30.82	241	3	P	V
		2483.52	52.31	-1.69	54	39.75	27.47	15.91	30.82	241	3	A	V
													V
													V
Remark	1. No other spurious found. 2. All results are PASS against Peak and Average limit line.												



2.4GHz 2400~2483.5MHz

WIFI 802.11g (Harmonic @ 3m)

WIFI Ant. 1+2	Note	Frequency (MHz)	Level (dBμV/m)	Over Limit (dB)	Limit Line (dBμV/m)	Read Level (dBμV)	Antenna Factor (dB/m)	Path Loss (dB)	Preamp Factor (dB)	Ant Pos (cm)	Table Pos (deg)	Peak Avg. (P/A)	Pol. (H/V)	
802.11g CH 01 2412MHz		4824	42.57	-31.43	74	60.83	31.3	8.5	58.06	100	0	P	H	
													H	
													H	
													H	
			4824	49.22	-24.78	74	67.48	31.3	8.5	58.06	100	0	P	V
														V
														V
802.11g CH 06 2437MHz		4874	44.89	-29.11	74	63.04	31.3	8.65	58.1	100	0	P	H	
		7311	44.06	-29.94	74	54.93	36.2	11.27	58.34	100	0	P	H	
													H	
													H	
			4874	49.43	-24.57	74	67.58	31.3	8.65	58.1	100	0	P	V
			7311	43.55	-30.45	74	54.42	36.2	11.27	58.34	100	0	P	V
														V
802.11g CH 11 2462MHz		4924	39.98	-34.02	74	57.95	31.37	8.8	58.14	100	0	P	H	
		7386	45.35	-28.65	74	55.89	36.5	11.28	58.32	100	0	P	H	
													H	
													H	
			4924	45.74	-28.26	74	63.71	31.37	8.8	58.14	100	0	P	V
			7386	44.05	-29.95	74	54.59	36.5	11.28	58.32	100	0	P	V
														V
Remark	1. No other spurious found.													
	2. All results are PASS against Peak and Average limit line.													



**2.4GHz 2400~2483.5MHz
WIFI 802.11n HT20 (Band Edge @ 3m)**

WIFI Ant. 1+2	Note	Frequency (MHz)	Level (dBμV/m)	Over Limit (dB)	Limit Line (dBμV/m)	Read Level (dBμV)	Antenna Factor (dB/m)	Path Loss (dB)	Preamp Factor (dB)	Ant Pos (cm)	Table Pos (deg)	Peak Avg. (P/A)	Pol. (H/V)	
802.11n HT20 CH 01 2412MHz		2389.065	55.41	-18.59	74	42.9	27.6	15.77	30.86	251	31	P	H	
		2389.905	46.73	-7.27	54	34.21	27.6	15.77	30.85	251	31	A	H	
	*	2412	110.42	-	-	97.86	27.6	15.81	30.85	251	31	P	H	
	*	2412	102.32	-	-	89.76	27.6	15.81	30.85	251	31	A	H	
													H	
														H
			2389.485	61.63	-12.37	74	49.12	27.6	15.77	30.86	202	26	P	V
			2389.905	52.87	-1.13	54	40.35	27.6	15.77	30.85	202	26	A	V
		*	2412	117.95	-	-	105.39	27.6	15.81	30.85	202	26	P	V
		*	2412	109.62	-	-	97.06	27.6	15.81	30.85	202	26	A	V
													V	
													V	
802.11n HT20 CH 06 2437MHz		2344.16	53.78	-20.22	74	41.25	27.7	15.71	30.88	300	270	P	H	
		2389.94	44.19	-9.81	54	31.67	27.6	15.77	30.85	300	270	A	H	
		*	2437	110.59	-	-	97.99	27.6	15.84	30.84	300	270	P	H
		*	2437	102.7	-	-	90.1	27.6	15.84	30.84	300	270	A	H
			2499.23	53.25	-20.75	74	40.73	27.4	15.93	30.81	300	270	P	H
			2483.55	44.44	-9.56	54	31.88	27.47	15.91	30.82	300	270	A	H
			2389.38	56	-18	74	43.49	27.6	15.77	30.86	250	360	P	V
			2389.8	47.87	-6.13	54	35.35	27.6	15.77	30.85	250	360	A	V
		*	2437	120.36	-	-	107.76	27.6	15.84	30.84	250	360	P	V
		*	2437	112	-	-	99.4	27.6	15.84	30.84	250	360	A	V
		2484.11	62.07	-11.93	74	49.51	27.47	15.91	30.82	250	360	P	V	
		2483.5	52.45	-1.55	54	39.89	27.47	15.91	30.82	250	360	A	V	



802.11n HT20 CH 11 2462MHz	*	2462	106.04	-	-	93.46	27.53	15.88	30.83	294	77	P	H
	*	2462	98.33	-	-	85.75	27.53	15.88	30.83	294	77	A	H
		2483.52	54.92	-19.08	74	42.36	27.47	15.91	30.82	294	77	P	H
		2483.6	45.15	-8.85	54	32.59	27.47	15.91	30.82	294	77	A	H
													H
													H
	*	2462	115.96	-	-	103.38	27.53	15.88	30.83	252	26	P	V
	*	2462	107.61	-	-	95.03	27.53	15.88	30.83	252	26	A	V
		2483.56	62.52	-11.48	74	49.96	27.47	15.91	30.82	252	26	P	V
		2483.56	52.31	-1.69	54	39.75	27.47	15.91	30.82	252	26	A	V
													V
												V	
Remark	1. No other spurious found. 2. All results are PASS against Peak and Average limit line.												



2.4GHz 2400~2483.5MHz

WIFI 802.11n HT20 (Harmonic @ 3m)

WIFI Ant. 1+2	Note	Frequency (MHz)	Level (dBμV/m)	Over Limit (dB)	Limit Line (dBμV/m)	Read Level (dBμV)	Antenna Factor (dB/m)	Path Loss (dB)	Preamp Factor (dB)	Ant Pos (cm)	Table Pos (deg)	Peak Avg. (P/A)	Pol. (H/V)	
802.11n HT20 CH 01 2412MHz		4824	43.12	-30.88	74	61.38	31.3	8.5	58.06	100	0	P	H	
													H	
													H	
													H	
			4824	48.29	-25.71	74	66.55	31.3	8.5	58.06	100	0	P	V
														V
														V
802.11n HT20 CH 06 2437MHz		4874	41.86	-32.14	74	60.01	31.3	8.65	58.1	100	0	P	H	
		7311	44	-30	74	54.87	36.2	11.27	58.34	100	0	P	H	
													H	
													H	
			4874	46.36	-27.64	74	64.51	31.3	8.65	58.1	100	0	P	V
			7311	44.49	-29.51	74	55.36	36.2	11.27	58.34	100	0	P	V
														V
802.11n HT20 CH 11 2462MHz		4924	40.43	-33.57	74	58.4	31.37	8.8	58.14	100	0	P	H	
		7386	44.67	-29.33	74	55.21	36.5	11.28	58.32	100	0	P	H	
													H	
													H	
			4924	45.13	-28.87	74	63.1	31.37	8.8	58.14	100	0	P	V
			7386	43.86	-30.14	74	54.4	36.5	11.28	58.32	100	0	P	V
														V
Remark	1. No other spurious found.													
	2. All results are PASS against Peak and Average limit line.													



2.4GHz 2400~2483.5MHz
WIFI 802.11n HT40 (Band Edge @ 3m)

WIFI Ant. 1+2	Note	Frequency (MHz)	Level (dBμV/m)	Over Limit (dB)	Limit Line (dBμV/m)	Read Level (dBμV)	Antenna Factor (dB/m)	Path Loss (dB)	Preamp Factor (dB)	Ant Pos (cm)	Table Pos (deg)	Peak Avg. (P/A)	Pol. (H/V)
802.11n HT40 CH 03 2422MHz		2389.52	54.3	-19.7	74	41.79	27.6	15.77	30.86	378	285	P	H
		2389.38	46.59	-7.41	54	34.08	27.6	15.77	30.86	378	285	A	H
	*	2422	102.29	-	-	89.71	27.6	15.82	30.84	378	285	P	H
	*	2422	94.4	-	-	81.82	27.6	15.82	30.84	378	285	A	H
		2486.49	53.36	-20.64	74	40.8	27.47	15.91	30.82	378	285	P	H
		2486.14	44.61	-9.39	54	32.05	27.47	15.91	30.82	378	285	A	H
		2389.94	59.4	-14.6	74	46.88	27.6	15.77	30.85	284	345	P	V
		2389.8	52.62	-1.38	54	40.1	27.6	15.77	30.85	284	345	A	V
	*	2422	110.01	-	-	97.43	27.6	15.82	30.84	284	345	P	V
	*	2422	102.21	-	-	89.63	27.6	15.82	30.84	284	345	A	V
		2486.49	54.67	-19.33	74	42.11	27.47	15.91	30.82	284	345	P	V
		2484.88	45.71	-8.29	54	33.15	27.47	15.91	30.82	284	345	A	V
802.11n HT40 CH 06 2437MHz		2389.94	55.37	-18.63	74	42.85	27.6	15.77	30.85	339	54	P	H
		2389.52	45.24	-8.76	54	32.73	27.6	15.77	30.86	339	54	A	H
	*	2437	101.47	-	-	88.87	27.6	15.84	30.84	339	54	P	H
	*	2437	94.13	-	-	81.53	27.6	15.84	30.84	339	54	A	H
		2486.98	53.2	-20.8	74	40.64	27.47	15.91	30.82	339	54	P	H
		2483.5	44.5	-9.5	54	31.94	27.47	15.91	30.82	339	54	A	H
		2387.84	59.83	-14.17	74	47.32	27.6	15.77	30.86	226	346	P	V
		2389.94	51.63	-2.37	54	39.11	27.6	15.77	30.85	226	346	A	V
	*	2437	112.88	-	-	100.28	27.6	15.84	30.84	226	346	P	V
	*	2437	104.55	-	-	91.95	27.6	15.84	30.84	226	346	A	V
		2486.21	60.15	-13.85	74	47.59	27.47	15.91	30.82	226	346	P	V
		2484.04	50.4	-3.6	54	37.84	27.47	15.91	30.82	226	346	A	V



802.11n HT40 CH 09 2452MHz		2316.44	53.59	-20.41	74	40.99	27.83	15.66	30.89	269	57	P	H
		2371.18	44.8	-9.2	54	32.28	27.63	15.75	30.86	269	57	A	H
	*	2452	101.7	-	-	89.07	27.6	15.86	30.83	269	57	P	H
	*	2452	94.13	-	-	81.5	27.6	15.86	30.83	269	57	A	H
		2487.33	53.78	-20.22	74	41.22	27.47	15.91	30.82	269	57	P	H
		2484.88	45.01	-8.99	54	32.45	27.47	15.91	30.82	269	57	A	H
		2344.44	54.61	-19.39	74	42.08	27.7	15.71	30.88	251	349	P	V
		2389.94	44.87	-9.13	54	32.35	27.6	15.77	30.85	251	349	A	V
	*	2452	110.62	-	-	97.99	27.6	15.86	30.83	251	349	P	V
	*	2452	102.58	-	-	89.95	27.6	15.86	30.83	251	349	A	V
		2483.55	59.98	-14.02	74	47.42	27.47	15.91	30.82	251	349	P	V
		2483.55	52.53	-1.47	54	39.97	27.47	15.91	30.82	251	349	A	V
Remark	1. No other spurious found. 2. All results are PASS against Peak and Average limit line.												



2.4GHz 2400~2483.5MHz

WIFI 802.11n HT40 (Harmonic @ 3m)

WIFI Ant. 1+2	Note	Frequency (MHz)	Level (dBμV/m)	Over Limit (dB)	Limit Line (dBμV/m)	Read Level (dBμV)	Antenna Factor (dB/m)	Path Loss (dB)	Preamp Factor (dB)	Ant Pos (cm)	Table Pos (deg)	Peak Avg. (P/A)	Pol. (H/V)
802.11n HT40 CH 03 2422MHz		4844	38.59	-35.41	74	56.81	31.3	8.56	58.08	100	0	P	H
		7266	44.78	-29.22	74	55.67	36.2	11.26	58.35	100	0	P	H
													H
													H
		4844	40.32	-33.68	74	58.54	31.3	8.56	58.08	100	0	P	V
		7266	43.97	-30.03	74	54.86	36.2	11.26	58.35	100	0	P	V
802.11n HT40 CH 06 2437MHz		4874	38.74	-35.26	74	56.89	31.3	8.65	58.1	100	0	P	H
		7311	44.19	-29.81	74	55.06	36.2	11.27	58.34	100	0	P	H
													H
													H
		4874	39.01	-34.99	74	57.16	31.3	8.65	58.1	100	0	P	V
		7311	44.98	-29.02	74	55.85	36.2	11.27	58.34	100	0	P	V
802.11n HT40 CH 09 2452MHz		4904	38.77	-35.23	74	56.82	31.33	8.74	58.12	100	0	P	H
		7356	43.24	-30.76	74	53.99	36.3	11.28	58.33	100	0	P	H
													H
													H
		4904	40.03	-33.97	74	58.08	31.33	8.74	58.12	100	0	P	V
		7356	43.35	-30.65	74	54.1	36.3	11.28	58.33	100	0	P	V
Remark	1. No other spurious found.												
	2. All results are PASS against Peak and Average limit line.												



Emission below 1GHz

2.4GHz WIFI 802.11g (LF)

WIFI	Note	Frequency	Level	Over	Limit	Read	Antenna	Path	Preamp	Ant	Table	Peak	Pol.	
Ant.				Limit	Line	Level	Factor	Loss	Factor	Pos	Pos	Avg.		
1+2		(MHz)	(dBμV/m)	(dB)	(dBμV/m)	(dBμV)	(dB/m)	(dB)	(dB)	(cm)	(deg)	(P/A)	(H/V)	
2.4GHz 802.11g LF		83.46	25.18	-14.82	40	42.8	13.72	1.2	32.54	-	-	P	H	
		135.3	34.09	-9.41	43.5	47.69	17.43	1.47	32.5	100	0	P	H	
		290.55	28.74	-17.26	46	40.01	19.04	2.22	32.53	-	-	P	H	
		372.8	30.78	-15.22	46	39.97	20.96	2.4	32.55	-	-	P	H	
		595.4	30.85	-15.15	46	34.89	25.51	3.05	32.6	-	-	P	H	
		897.8	31.45	-14.55	46	30.35	29.03	3.73	31.66	-	-	P	H	
														H
														H
														H
														H
														H
														H
														H
			69.69	33.97	-6.03	40	53.24	12.19	1.1	32.56	100	0	P	V
			154.74	28.3	-15.2	43.5	42.26	16.9	1.64	32.5	-	-	P	V
			218.46	24.26	-21.74	46	39.64	15.22	1.9	32.5	-	-	P	V
			423.2	27.71	-18.29	46	35.02	22.7	2.54	32.55	-	-	P	V
			558.3	28.6	-17.4	46	32.01	26.21	2.97	32.59	-	-	P	V
			827.1	30.82	-15.18	46	30.82	28.47	3.58	32.05	-	-	P	V
														V
													V	
													V	
													V	
													V	
													V	
Remark	1. No other spurious found. 2. All results are PASS against limit line.													



<TXBF Mode>

2.4GHz 2400~2483.5MHz

WIFI 802.11ac VHT20 (Band Edge @ 3m)

WIFI Ant.	Note	Frequency	Level	Over Limit	Limit Line	Read Level	Antenna Factor	Path Loss	Preamp Factor	Ant Pos	Table Pos	Peak Avg.	Pol.	
1+2		(MHz)	(dBμV/m)	(dB)	(dBμV/m)	(dBμV)	(dB/m)	(dB)	(dB)	(cm)	(deg)	(P/A)	(H/V)	
802.11ac VHT20 CH 01 2412MHz		2389.8	58.59	-15.41	74	46.07	27.6	15.77	30.85	383	60	P	H	
		2390	45.96	-8.04	54	33.43	27.6	15.78	30.85	383	60	A	H	
	*	2412	110.95	-	-	98.39	27.6	15.81	30.85	383	60	P	H	
	*	2412	100.48	-	-	87.92	27.6	15.81	30.85	383	60	A	H	
													H	
													H	
			2389.275	64.45	-9.55	74	51.94	27.6	15.77	30.86	260	333	P	V
			2390	51.89	-2.11	54	39.36	27.6	15.78	30.85	260	333	A	V
		*	2412	118.34	-	-	105.78	27.6	15.81	30.85	260	333	P	V
		*	2412	108.65	-	-	96.09	27.6	15.81	30.85	260	333	A	V
													V	
													V	
802.11ac VHT20 CH 06 2437MHz		2389.1	57.91	-16.09	74	45.4	27.6	15.77	30.86	378	70	P	H	
		2389.24	43.27	-10.73	54	30.76	27.6	15.77	30.86	378	70	A	H	
	*	2437	108.9	-	-	96.3	27.6	15.84	30.84	378	70	P	H	
	*	2437	99.86	-	-	87.26	27.6	15.84	30.84	378	70	A	H	
			2483.55	59.31	-14.69	74	46.75	27.47	15.91	30.82	378	70	P	H
			2483.5	43.1	-10.9	54	30.54	27.47	15.91	30.82	378	70	A	H
			2389.8	65.13	-8.87	74	52.61	27.6	15.77	30.85	248	323	P	V
			2389.8	46.03	-7.97	54	33.51	27.6	15.77	30.85	248	323	A	V
		*	2437	119.45	-	-	106.85	27.6	15.84	30.84	248	323	P	V
		*	2437	110.55	-	-	97.95	27.6	15.84	30.84	248	323	A	V
		2483.62	71.08	-2.92	74	58.52	27.47	15.91	30.82	248	323	P	V	
		2483.5	50.12	-3.88	54	37.56	27.47	15.91	30.82	248	323	A	V	



802.11ac VHT20 CH 11 2462MHz	*	2462	108.11	-	-	95.53	27.53	15.88	30.83	400	60	P	H
	*	2462	99.01	-	-	86.43	27.53	15.88	30.83	400	60	A	H
		2483.88	60.99	-13.01	74	48.43	27.47	15.91	30.82	400	60	P	H
		2483.6	44.14	-9.86	54	31.58	27.47	15.91	30.82	400	60	A	H
													H
													H
	*	2462	116.88	-	-	104.3	27.53	15.88	30.83	216	338	P	V
	*	2462	109.16	-	-	96.58	27.53	15.88	30.83	216	338	A	V
		2484.12	67.74	-6.26	74	55.18	27.47	15.91	30.82	216	338	P	V
		2483.56	51.74	-2.26	54	39.18	27.47	15.91	30.82	216	338	A	V
													V
												V	
Remark	1. No other spurious found. 2. All results are PASS against Peak and Average limit line.												



2.4GHz 2400~2483.5MHz

WIFI 802.11ac VHT20 (Harmonic @ 3m)

WIFI Ant. 1+2	Note	Frequency (MHz)	Level (dBμV/m)	Over Limit (dB)	Limit Line (dBμV/m)	Read Level (dBμV)	Antenna Factor (dB/m)	Path Loss (dB)	Preamp Factor (dB)	Ant Pos (cm)	Table Pos (deg)	Peak Avg. (P/A)	Pol. (H/V)	
802.11ac VHT20 CH 01 2412MHz		4824	53.45	-20.55	74	71.71	31.3	8.5	58.06	100	347	P	H	
		4824	38.59	-15.41	54	56.85	31.3	8.5	58.06	100	347	A	H	
													H	
													H	
		4824	44.28	-29.72	74	62.54	31.3	8.5	58.06	100	0	P	V	
														V
														V
802.11ac VHT20 CH 06 2437MHz		4874	53.75	-20.25	74	71.9	31.3	8.65	58.1	158	47	P	H	
		4874	39.59	-14.41	54	57.74	31.3	8.65	58.1	158	47	A	H	
		7311	43.64	-30.36	74	54.51	36.2	11.27	58.34	100	0	P	H	
													H	
		4874	58.68	-15.32	74	76.83	31.3	8.65	58.1	219	338	P	V	
		4874	44.61	-9.39	54	62.76	31.3	8.65	58.1	219	338	A	V	
		7311	42.92	-31.08	74	53.79	36.2	11.27	58.34	100	0	P	V	
													V	
802.11ac VHT20 CH 11 2462MHz		4924	43.78	-30.22	74	61.75	31.37	8.8	58.14	100	0	P	H	
		7386	46.11	-27.89	74	56.65	36.5	11.28	58.32	100	0	P	H	
													H	
													H	
		4924	40.13	-33.87	74	58.1	31.37	8.8	58.14	100	0	P	V	
		7386	43.67	-30.33	74	54.21	36.5	11.28	58.32	100	0	P	V	
														V
													V	
Remark	1. No other spurious found. 2. All results are PASS against Peak and Average limit line.													



2.4GHz 2400~2483.5MHz
WIFI 802.11ac VHT40 (Band Edge @ 3m)

WIFI Ant. 1+2	Note	Frequency (MHz)	Level (dBμV/m)	Over Limit (dB)	Limit Line (dBμV/m)	Read Level (dBμV)	Antenna Factor (dB/m)	Path Loss (dB)	Preamp Factor (dB)	Ant Pos (cm)	Table Pos (deg)	Peak Avg. (P/A)	Pol. (H/V)
802.11ac VHT40 CH 03 2422MHz		2389.52	53.93	-20.07	74	41.42	27.6	15.77	30.86	382	59	P	H
		2389.94	45.8	-8.2	54	33.28	27.6	15.77	30.85	382	59	A	H
	*	2422	101.71	-	-	89.13	27.6	15.82	30.84	382	59	P	H
	*	2422	93.73	-	-	81.15	27.6	15.82	30.84	382	59	A	H
		2495.52	53.03	-20.97	74	40.52	27.4	15.92	30.81	382	59	P	H
		2483.55	42.74	-11.26	54	30.18	27.47	15.91	30.82	382	59	A	H
		2389.38	61.96	-12.04	74	49.45	27.6	15.77	30.86	226	333	P	V
		2389.94	52.63	-1.37	54	40.11	27.6	15.77	30.85	226	333	A	V
	*	2422	111.47	-	-	98.89	27.6	15.82	30.84	226	333	P	V
	*	2422	103.34	-	-	90.76	27.6	15.82	30.84	226	333	A	V
		2483.62	60.8	-13.2	74	48.24	27.47	15.91	30.82	226	333	P	V
		2483.55	46.5	-7.5	54	33.94	27.47	15.91	30.82	226	333	A	V
802.11ac VHT40 CH 06 2437MHz		2387.56	54.93	-19.07	74	42.42	27.6	15.77	30.86	373	66	P	H
		2389.8	43.82	-10.18	54	31.3	27.6	15.77	30.85	373	66	A	H
	*	2437	100.3	-	-	87.7	27.6	15.84	30.84	373	66	P	H
	*	2437	90.92	-	-	78.32	27.6	15.84	30.84	373	66	A	H
		2484.6	53.62	-20.38	74	41.06	27.47	15.91	30.82	373	66	P	H
		2483.5	44.01	-9.99	54	31.45	27.47	15.91	30.82	373	66	A	H
		2389.8	59.08	-14.92	74	46.56	27.6	15.77	30.85	224	327	P	V
		2389.94	49.32	-4.68	54	36.8	27.6	15.77	30.85	224	327	A	V
	*	2437	115.09	-	-	102.49	27.6	15.84	30.84	224	327	P	V
	*	2437	102.2	-	-	89.6	27.6	15.84	30.84	224	327	A	V
		2484.39	63.99	-10.01	74	51.43	27.47	15.91	30.82	224	327	P	V
		2483.55	52.52	-1.48	54	39.96	27.47	15.91	30.82	224	327	A	V



802.11ac VHT40 CH 09 2452MHz		2369.78	53.76	-20.24	74	41.25	27.63	15.74	30.86	400	310	P	H
		2389.38	42.74	-11.26	54	30.23	27.6	15.77	30.86	400	310	A	H
	*	2452	99.15	-	-	86.52	27.6	15.86	30.83	400	310	P	H
	*	2452	91.92	-	-	79.29	27.6	15.86	30.83	400	310	A	H
		2483.55	57.83	-16.17	74	45.27	27.47	15.91	30.82	400	310	P	H
		2483.5	47.63	-6.37	54	35.07	27.47	15.91	30.82	400	310	A	H
		2336.46	53.55	-20.45	74	41.05	27.7	15.69	30.89	223	334	P	V
		2389.66	43.09	-10.91	54	30.58	27.6	15.77	30.86	223	334	A	V
	*	2452	108.93	-	-	96.3	27.6	15.86	30.83	223	334	P	V
	*	2452	100.63	-	-	88	27.6	15.86	30.83	223	334	A	V
		2485.23	60.68	-13.32	74	48.12	27.47	15.91	30.82	223	334	P	V
		2483.55	48.15	-5.85	54	35.59	27.47	15.91	30.82	223	334	A	V
Remark	1. No other spurious found. 2. All results are PASS against Peak and Average limit line.												



2.4GHz 2400~2483.5MHz

WIFI 802.11ac VHT40 (Harmonic @ 3m)

WIFI Ant. 1+2	Note	Frequency (MHz)	Level (dBμV/m)	Over Limit (dB)	Limit Line (dBμV/m)	Read Level (dBμV)	Antenna Factor (dB/m)	Path Loss (dB)	Preamp Factor (dB)	Ant Pos (cm)	Table Pos (deg)	Peak Avg. (P/A)	Pol. (H/V)
802.11ac VHT40 CH 03 2422MHz		4844	39.27	-34.73	74	57.49	31.3	8.56	58.08	100	0	P	H
		7266	44.85	-29.15	74	55.74	36.2	11.26	58.35	100	0	P	H
													H
													H
		4844	39.04	-34.96	74	57.26	31.3	8.56	58.08	100	0	P	V
		7266	44.9	-29.1	74	55.79	36.2	11.26	58.35	100	0	P	V
													V
802.11ac VHT40 CH 06 2437MHz		4874	39.51	-34.49	74	57.66	31.3	8.19	58.1	100	0	P	H
		7311	43.9	-30.1	74	54.77	36.2	10.78	58.34	100	0	P	H
													H
													H
		4874	38.72	-35.28	74	56.87	31.3	8.19	58.1	100	0	P	V
		7311	44.01	-29.99	74	54.88	36.2	10.78	58.34	100	0	P	V
													V
802.11ac VHT40 CH 09 2452MHz		4904	39.31	-34.69	74	57.36	31.33	8.28	58.12	100	0	P	H
		7356	43.2	-30.8	74	53.95	36.3	10.82	58.33	100	0	P	H
													H
													H
		4904	39.48	-34.52	74	57.53	31.33	8.28	58.12	100	0	P	V
		7356	43.43	-30.57	74	54.18	36.3	10.82	58.33	100	0	P	V
													V
Remark	1. No other spurious found.												
	2. All results are PASS against Peak and Average limit line.												



Emission below 1GHz

2.4GHz WIFI 802.11ac VHT40 (LF)

WIFI	Note	Frequency	Level	Over	Limit	Read	Antenna	Path	Preamp	Ant	Table	Peak	Pol.	
Ant.				Limit	Line	Level	Factor	Loss	Factor	Pos	Pos	Avg.		
1+2		(MHz)	(dBµV/m)	(dB)	(dBµV/m)	(dBµV)	(dB/m)	(dB)	(dB)	(cm)	(deg)	(P/A)	(H/V)	
2.4GHz 802.11ac VHT40 LF		33.24	29.26	-10.74	40	38.17	23.01	0.7	32.62	-	-	P	H	
		140.97	30.43	-13.07	43.5	43.99	17.42	1.52	32.5	-	-	P	H	
		254.91	34.25	-11.75	46	45.46	19.24	2.07	32.52	-	-	P	H	
		399.4	26.59	-19.41	46	34.86	21.78	2.5	32.55	-	-	P	H	
		716.5	35.31	-10.69	46	37.4	27.01	3.27	32.37	100	0	P	H	
		950.3	33.55	-12.45	46	30.13	30.75	3.89	31.22	-	-	P	H	
														H
														H
														H
														H
														H
														H
			32.97	35.99	-4.01	40	44.9	23.01	0.7	32.62	100	0	P	V
			69.42	32.08	-7.92	40	51.36	12.19	1.09	32.56	-	-	P	V
			199.56	28.85	-14.65	43.5	44.48	14.98	1.88	32.49	-	-	P	V
			428.1	24.91	-21.09	46	32.16	22.77	2.54	32.56	-	-	P	V
			597.5	28.41	-17.59	46	32.43	25.53	3.05	32.6	-	-	P	V
			721.4	31.88	-14.12	46	33.77	27.19	3.28	32.36	-	-	P	V
													V	
													V	
													V	
													V	
													V	
													V	
Remark	1. No other spurious found. 2. All results are PASS against limit line.													



Note symbol

*	Fundamental Frequency which can be ignored. However, the level of any unwanted emissions shall not exceed the level of the fundamental frequency.
!	Test result is over limit line.
P/A	Peak or Average
H/V	Horizontal or Vertical



A calculation example for radiated spurious emission is shown as below:

WIFI	Note	Frequency	Level	Over	Limit	Read	Antenna	Path	Preamp	Ant	Table	Peak	Pol.
Ant.				Limit	Line	Level	Factor	Loss	Factor	Pos	Pos	Avg.	
1		(MHz)	(dBμV/m)	(dB)	(dBμV/m)	(dBμV)	(dB/m)	(dB)	(dB)	(cm)	(deg)	(P/A)	(H/V)
802.11b		2390	55.45	-18.55	74	54.51	32.22	4.58	35.86	103	308	P	H
CH 01													
2412MHz		2390	43.54	-10.46	54	42.6	32.22	4.58	35.86	103	308	A	H

1. Path Loss(dB) = Cable loss(dB) + Filter loss(dB) + Attenuator loss(dB)
2. Level(dBμV/m) =
Antenna Factor(dB/m) + Path Loss(dB) + Read Level(dBμV) - Preamp Factor(dB)
3. Over Limit(dB) = Level(dBμV/m) – Limit Line(dBμV/m)

For Peak Limit @ 2390MHz:

1. Level(dBμV/m)
= Antenna Factor(dB/m) + Path Loss(dB) + Read Level(dBμV) - Preamp Factor(dB)
= 32.22(dB/m) + 4.58(dB) + 54.51(dBμV) – 35.86 (dB)
= 55.45 (dBμV/m)
2. Over Limit(dB)
= Level(dBμV/m) – Limit Line(dBμV/m)
= 55.45(dBμV/m) – 74(dBμV/m)
= -18.55(dB)

For Average Limit @ 2390MHz:

1. Level(dBμV/m)
= Antenna Factor(dB/m) + Path Loss(dB) + Read Level(dBμV) - Preamp Factor(dB)
= 32.22(dB/m) + 4.58(dB) + 42.6(dBμV) – 35.86 (dB)
= 43.54 (dBμV/m)
2. Over Limit(dB)
= Level(dBμV/m) – Limit Line(dBμV/m)
= 43.54(dBμV/m) – 54(dBμV/m)
= -10.46(dB)

Both peak and average measured complies with the limit line, so test result is “PASS”.



Appendix C. Radiated Spurious Emission Plots

Test Engineer :	Watt Tseng, Karl Hou, and BigShow Wang	Temperature :	24~26°C
		Relative Humidity :	47~48%

Note symbol

-L	Low channel location
-R	High channel location



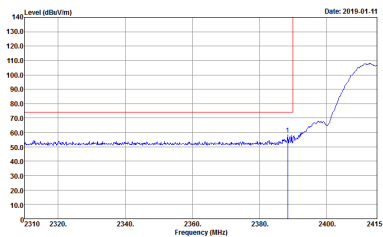
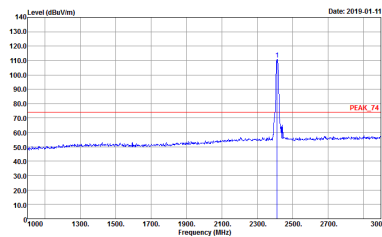
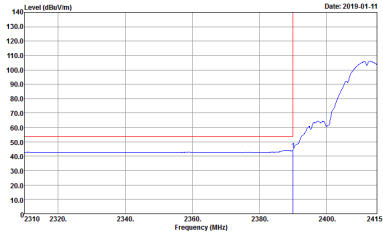
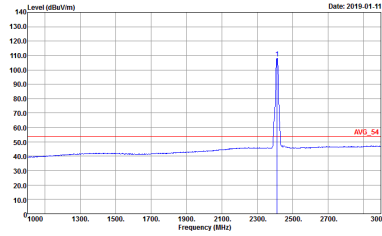
<CDD Mode>

2.4GHz 2400~2483.5MHz

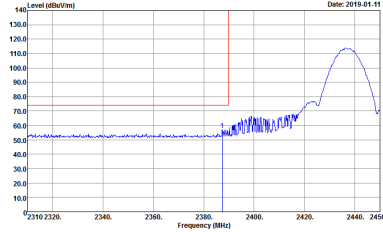
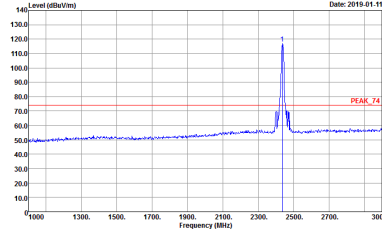
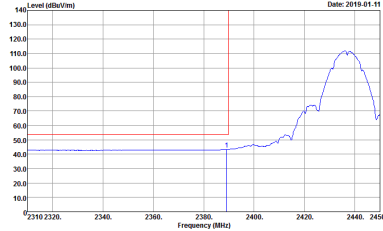
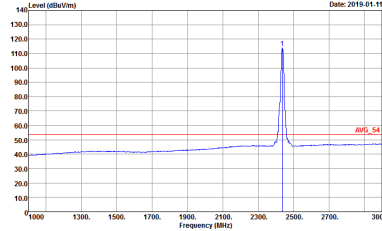
WIFI 802.11b (Band Edge @ 3m)

WIFI	2.4GHz 2400~2483.5MHz Band Edge @ 3m	
ANT	802.11b CH01 2412MHz	
1	Horizontal	Fundamental
Peak	<p>Site : 03CH15-HY Condition : PEAK_BE_74 3m 91200_15_1620 HORIZONTAL : RBW:1000.000KHz VBW:3000.000KHz SWT:Auto Detector : Peak Project : 8N0132-01 Mode : 10 Setting : 20.5</p>	<p>Site : 03CH15-HY Condition : PEAK_74 3m 91200_15_1620 HORIZONTAL : RBW:1000.000KHz VBW:3000.000KHz SWT:Auto Detector : Peak Project : 8N0132-01 Mode : 10 Setting : 20.5</p>
Avg.	<p>Site : 03CH15-HY Condition : AVG_BE_54 3m 91200_15_1620 HORIZONTAL : RBW:1000.000KHz VBW:0.010KHz SWT:Auto Detector : Peak Project : 8N0132-01 Mode : 10 Setting : 20.5</p>	<p>Site : 03CH15-HY Condition : AVG_54 3m 91200_15_1620 HORIZONTAL : RBW:1000.000KHz VBW:0.010KHz SWT:Auto Detector : Peak Project : 8N0132-01 Mode : 10 Setting : 20.5</p>

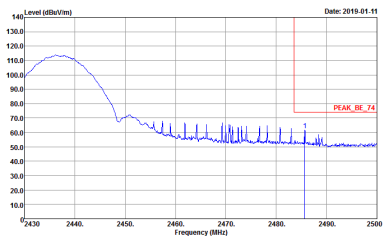
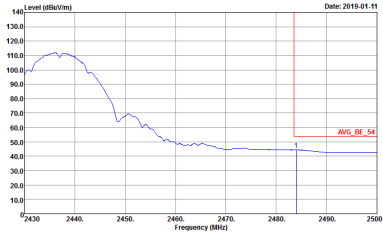


WIFI	2.4GHz 2400~2483.5MHz Band Edge @ 3m	
ANT	802.11b CH01 2412MHz	
1	Vertical	Fundamental
Peak	 <p>Site : 03CH15-HY Condition : PEAK_BE_74 3m 91200_15_1620 VERTICAL : RBW:1000.000kHz VBW:3000.000kHz SWT:Auto Detector : Peak Project : 8N0132-01 Mode : 10 Setting : 20.5</p>	 <p>Site : 03CH15-HY Condition : PEAK_74 3m 91200_15_1620 VERTICAL : RBW:1000.000kHz VBW:3000.000kHz SWT:Auto Detector : Peak Project : 8N0132-01 Mode : 10 Setting : 20.5</p>
Avg.	 <p>Site : 03CH15-HY Condition : AVG_BE_54 3m 91200_15_1620 VERTICAL : RBW:1000.000kHz VBW:3000.000kHz SWT:Auto Detector : Peak Project : 8N0132-01 Mode : 10 Setting : 20.5</p>	 <p>Site : 03CH15-HY Condition : AVG_54 3m 91200_15_1620 VERTICAL : RBW:1000.000kHz VBW:3000.000kHz SWT:Auto Detector : Peak Project : 8N0132-01 Mode : 10 Setting : 20.5</p>

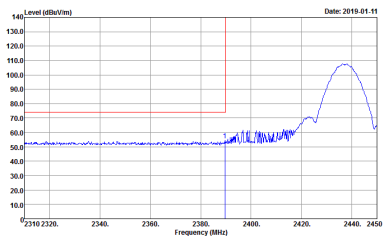
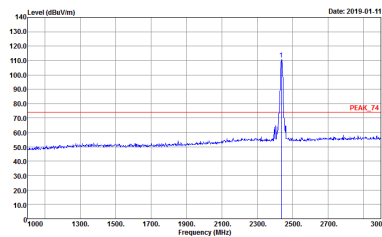
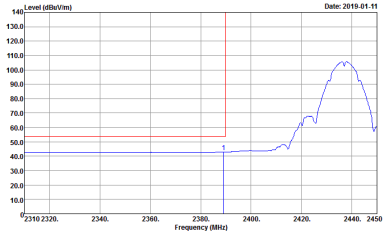
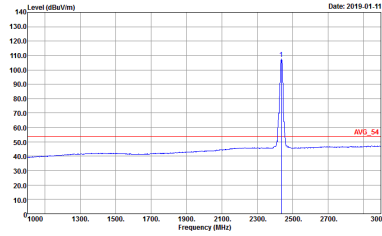


WIFI	2.4GHz 2400~2483.5MHz Band Edge @ 3m	
ANT	802.11b CH06 2437MHz - L	
1	Horizontal	Fundamental
Peak	 <p>Site : 03CH15-HY Condition : PEAK_BE_74 3m 91200_15_1620 HORIZONTAL : RBW:1000.000kHz VBW:3000.000kHz SWT:Auto Detector : Peak Project : BN0132-01 Mode : 11 Setting : 20.5</p>	 <p>Site : 03CH15-HY Condition : PEAK_74 3m 91200_15_1620 HORIZONTAL : RBW:1000.000kHz VBW:3000.000kHz SWT:Auto Detector : Peak Project : BN0132-01 Mode : 11 Setting : 20.5</p>
Avg.	 <p>Site : 03CH15-HY Condition : AVG_BE_54 3m 91200_15_1620 HORIZONTAL : RBW:1000.000kHz VBW:0.010kHz SWT:Auto Detector : Peak Project : BN0132-01 Mode : 11 Setting : 20.5</p>	 <p>Site : 03CH15-HY Condition : AVG_54 3m 91200_15_1620 HORIZONTAL : RBW:1000.000kHz VBW:0.010kHz SWT:Auto Detector : Peak Project : BN0132-01 Mode : 11 Setting : 20.5</p>

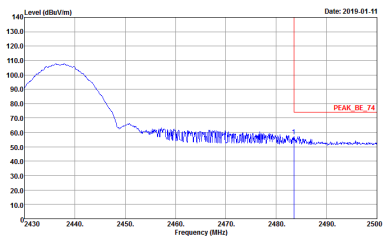
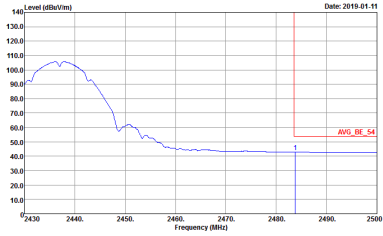


WIFI	2.4GHz 2400~2483.5MHz Band Edge @ 3m	
ANT	802.11b CH06 2437MHz - R	
1	Horizontal	Fundamental
<p>Peak</p>	 <p>Site : 03CH15-HY Condition : PEAK_BE_74 3m 91200_15_1620 HORIZONTAL RBW:1000.000KHz VBW:3000.000KHz SWT:Auto Detector : Peak Project : 8N0132-01 Mode : 11 Setting : 20.5</p>	<p>Left blank</p>
<p>Avg.</p>	 <p>Site : 03CH15-HY Condition : AVG_BE_54 3m 91200_15_1620 HORIZONTAL RBW:1000.000KHz VBW:3000.000KHz SWT:Auto Detector : Peak Project : 8N0132-01 Mode : 11 Setting : 20.5</p>	<p>Left blank</p>

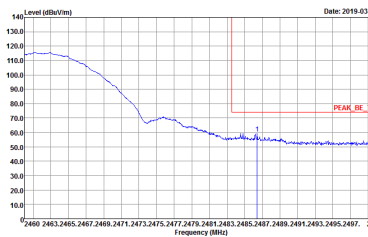
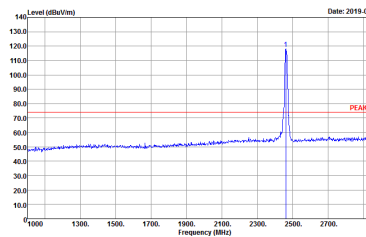
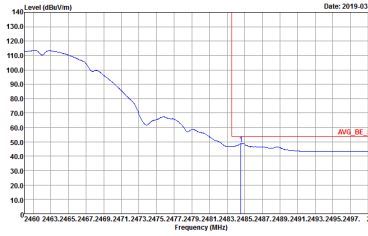
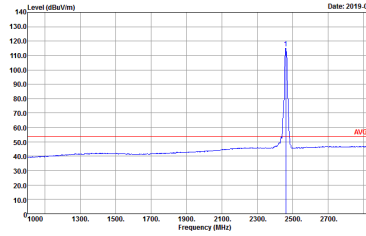


WIFI	2.4GHz 2400~2483.5MHz Band Edge @ 3m	
ANT	802.11b CH06 2437MHz - L	
1	Vertical	Fundamental
Peak	 <p>Site : 03CH15-HY Condition : PEAK_BE_74 3m 91200_15_1620 VERTICAL Detector : Peak Project : BN0132-01 Mode : 11 Setting : 20.5</p>	 <p>Site : 03CH15-HY Condition : PEAK_74 3m 91200_15_1620 VERTICAL Detector : Peak Project : BN0132-01 Mode : 11 Setting : 20.5</p>
Avg.	 <p>Site : 03CH15-HY Condition : AVG_BE_54 3m 91200_15_1620 VERTICAL Detector : Peak Project : BN0132-01 Mode : 11 Setting : 20.5</p>	 <p>Site : 03CH15-HY Condition : AVG_54 3m 91200_15_1620 VERTICAL Detector : Peak Project : BN0132-01 Mode : 11 Setting : 20.5</p>

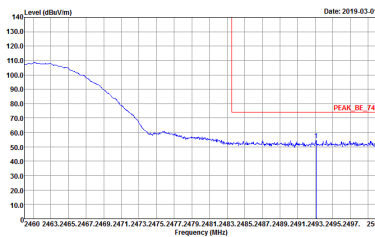
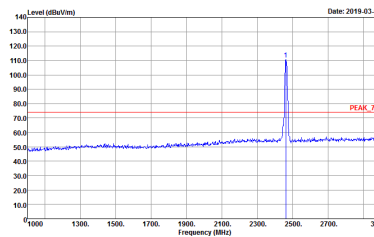
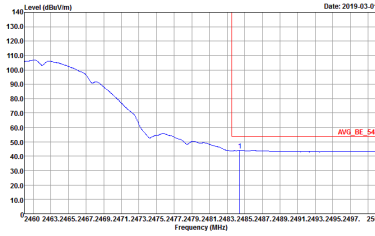
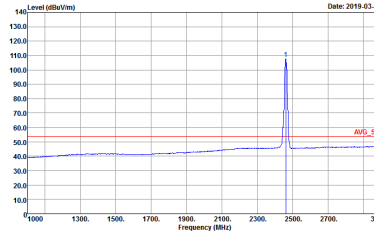


WIFI	2.4GHz 2400~2483.5MHz Band Edge @ 3m	
ANT	802.11b CH06 2437MHz - R	
1	Vertical	Fundamental
<p>Peak</p>	 <p>Site : 03CH15-HY Condition : PEAK_BE_74 3m 91200_15_1620 VERTICAL Detector : Peak Project : 8N0132-01 Mode : 11 Setting : 20.5</p>	<p>Left blank</p>
<p>Avg.</p>	 <p>Site : 03CH15-HY Condition : AVG_BE_54 3m 91200_15_1620 VERTICAL Detector : Peak Project : 8N0132-01 Mode : 11 Setting : 20.5</p>	<p>Left blank</p>



WIFI	2.4GHz 2400~2483.5MHz Band Edge @ 3m	
ANT	802.11b CH11 2462MHz	
1	Horizontal	Fundamental
Peak	 <p>Date: 2019-03-01</p> <p>Level (dBm/100MHz)</p> <p>Frequency (MHz)</p> <p>PEAK_BE_74</p> <p>Site : 03CH15-HY Condition : PEAK_BE_74 3m 91200_15_1620 HORIZONTAL RBW:1000.000KHz VBW:3000.000KHz SWT:Auto Detector : Peak Project : BN0132-01 Mode : 12 Setting : 20</p>	 <p>Date: 2019-03-01</p> <p>Level (dBm/100MHz)</p> <p>Frequency (MHz)</p> <p>PEAK_74</p> <p>Site : 03CH15-HY Condition : PEAK_74 3m 91200_15_1620 HORIZONTAL RBW:1000.000KHz VBW:3000.000KHz SWT:Auto Detector : Peak Project : BN0132-01 Mode : 12 Setting : 20</p>
Avg.	 <p>Date: 2019-03-01</p> <p>Level (dBm/100MHz)</p> <p>Frequency (MHz)</p> <p>AVG_BE_54</p> <p>Site : 03CH15-HY Condition : AVG_BE_54 3m 91200_15_1620 HORIZONTAL RBW:1000.000KHz VBW:0.010KHz SWT:Auto Detector : Peak Project : BN0132-01 Mode : 12 Setting : 20</p>	 <p>Date: 2019-03-01</p> <p>Level (dBm/100MHz)</p> <p>Frequency (MHz)</p> <p>AVG_54</p> <p>Site : 03CH15-HY Condition : AVG_54 3m 91200_15_1620 HORIZONTAL RBW:1000.000KHz VBW:0.010KHz SWT:Auto Detector : Peak Project : BN0132-01 Mode : 12 Setting : 20</p>



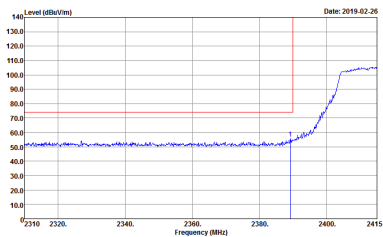
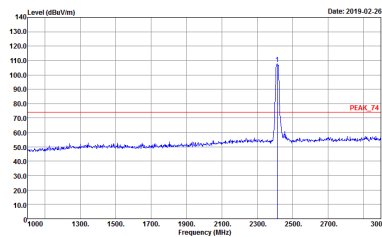
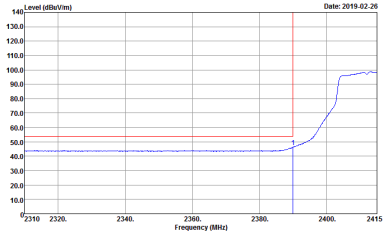
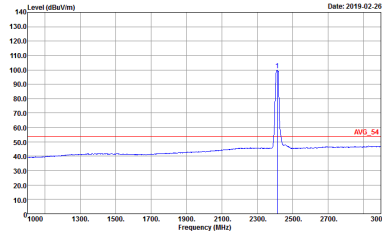
WIFI	2.4GHz 2400~2483.5MHz Band Edge @ 3m	
ANT	802.11b CH11 2462MHz	
1	Vertical	Fundamental
<p>Peak</p>	 <p>Date: 2019-03-01</p> <p>Site : 03CH15-HY Condition : PEAK_BE_74 3m 91200_15_1620 VERTICAL RBW:1000.000KHz VBW:3000.000KHz SWT:Auto Detector : Peak Project : BN0132-01 Mode : 12 Setting : 20</p>	 <p>Date: 2019-03-01</p> <p>Site : 03CH15-HY Condition : PEAK_74 3m 91200_15_1620 VERTICAL RBW:1000.000KHz VBW:3000.000KHz SWT:Auto Detector : Peak Project : BN0132-01 Mode : 12 Setting : 20</p>
<p>Avg.</p>	 <p>Date: 2019-03-01</p> <p>Site : 03CH15-HY Condition : AVG_BE_54 3m 91200_15_1620 VERTICAL RBW:1000.000KHz VBW:0.010KHz SWT:Auto Detector : Peak Project : BN0132-01 Mode : 12 Setting : 20</p>	 <p>Date: 2019-03-01</p> <p>Site : 03CH15-HY Condition : AVG_54 3m 91200_15_1620 VERTICAL RBW:1000.000KHz VBW:0.010KHz SWT:Auto Detector : Peak Project : BN0132-01 Mode : 12 Setting : 20</p>



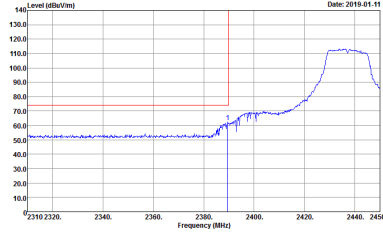
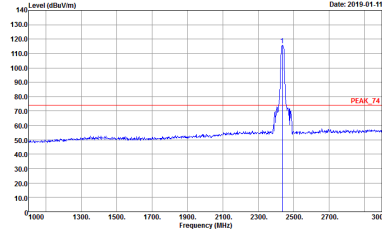
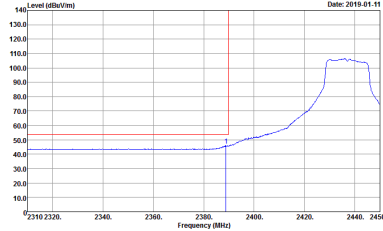
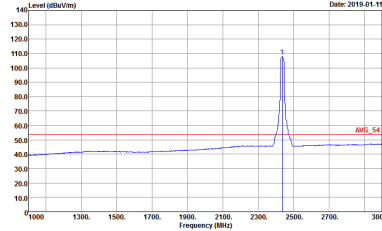
2.4GHz 2400~2483.5MHz
WIFI 802.11g (Band Edge @ 3m)

WIFI	2.4GHz 2400~2483.5MHz Band Edge @ 3m	
ANT	802.11g CH01 2412MHz	
1	Horizontal	Fundamental
Peak	<p>Site : 03CH15-HY Condition : PEAK_BE_74 3m 91200_15_1620 HORIZONTAL Detector : Peak Project : 8N0132-01 Mode : 13 Setting : 17.5</p>	<p>Site : 03CH15-HY Condition : PEAK_74 3m 91200_15_1620 HORIZONTAL Detector : Peak Project : 8N0132-01 Mode : 13 Setting : 17.5</p>
Avg.	<p>Site : 03CH15-HY Condition : AV6_BE_54 3m 91200_15_1620 HORIZONTAL Detector : Peak Project : 8N0132-01 Mode : 13 Setting : 17.5</p>	<p>Site : 03CH15-HY Condition : AV6_54 3m 91200_15_1620 HORIZONTAL Detector : Peak Project : 8N0132-01 Mode : 13 Setting : 17.5</p>

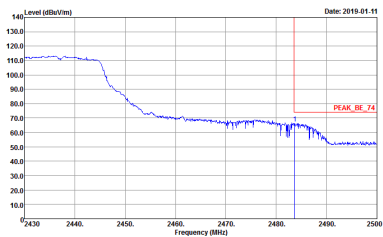
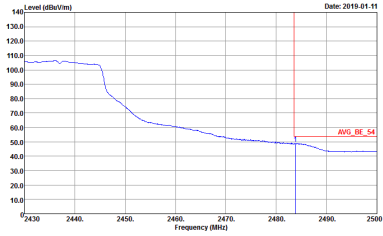


WIFI	2.4GHz 2400~2483.5MHz Band Edge @ 3m	
ANT	802.11g CH01 2412MHz	
1	Vertical	Fundamental
Peak	 <p>Date: 2019-02-26</p> <p>Site : 03CH15-HY Condition : PEAK_BE_74 3m 91200_15_1620 VERTICAL : RBW:1000.000KHz VBW:3000.000KHz SWT:Auto Detector : Peak Project : BN0132-01 Mode : 15 Setting : 16.5</p>	 <p>Date: 2019-02-26</p> <p>Site : 03CH15-HY Condition : PEAK_74 3m 91200_15_1620 VERTICAL : RBW:1000.000KHz VBW:3000.000KHz SWT:Auto Detector : Peak Project : BN0132-01 Mode : 15 Setting : 16.5</p>
Avg.	 <p>Date: 2019-02-26</p> <p>Site : 03CH15-HY Condition : AVG_BE_54 3m 91200_15_1620 VERTICAL : RBW:1000.000KHz VBW:1000KHz SWT:Auto Detector : Peak Project : BN0132-01 Mode : 15 Setting : 16.5</p>	 <p>Date: 2019-02-26</p> <p>Site : 03CH15-HY Condition : AVG_54 3m 91200_15_1620 VERTICAL : RBW:1000.000KHz VBW:1000KHz SWT:Auto Detector : Peak Project : BN0132-01 Mode : 15 Setting : 16.5</p>

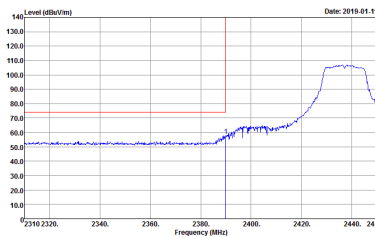
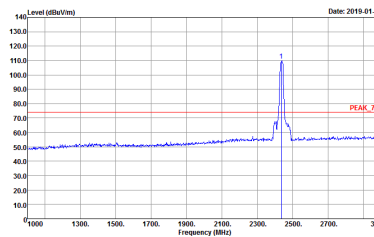
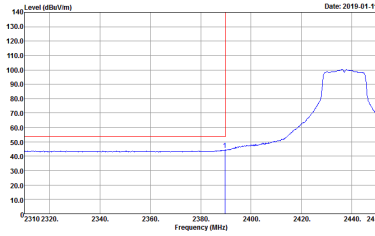
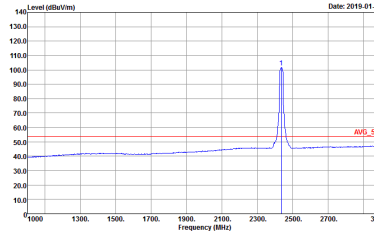


WIFI	2.4GHz 2400~2483.5MHz Band Edge @ 3m	
ANT	802.11g CH06 2437MHz - L	
1	Horizontal	Fundamental
Peak	 <p>Site : 03CH15-HY Condition : PEAK_BE_74 3m 91200_15_1620 HORIZONTAL : RBW:1000.000kHz VBW:3000.000kHz SWT:Auto Detector : Peak Project : BN0132-01 Mode : 14 Setting : 18.5</p>	 <p>Site : 03CH15-HY Condition : PEAK_74 3m 91200_15_1620 HORIZONTAL : RBW:1000.000kHz VBW:3000.000kHz SWT:Auto Detector : Peak Project : BN0132-01 Mode : 14 Setting : 18.5</p>
Avg.	 <p>Site : 03CH15-HY Condition : AVG_BE_54 3m 91200_15_1620 HORIZONTAL : RBW:1000.000kHz VBW:1000kHz SWT:Auto Detector : Peak Project : BN0132-01 Mode : 14 Setting : 18.5</p>	 <p>Site : 03CH15-HY Condition : AVG_54 3m 91200_15_1620 HORIZONTAL : RBW:1000.000kHz VBW:1000kHz SWT:Auto Detector : Peak Project : BN0132-01 Mode : 14 Setting : 18.5</p>

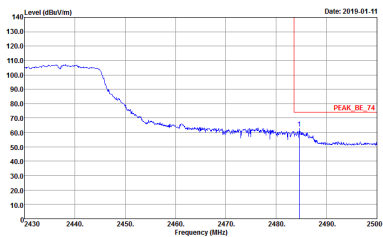
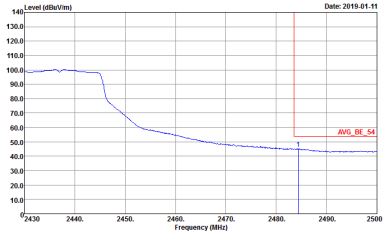


WIFI	2.4GHz 2400~2483.5MHz Band Edge @ 3m	
ANT	802.11g CH06 2437MHz - R	
1	Horizontal	Fundamental
<p>Peak</p>	 <p>Site : 03CH15-HY Condition : PEAK_BE_74 3m 91200_15_1620 HORIZONTAL RBW:1000.000KHz VBW:3000.000KHz SWT:Auto Detector : Peak Project : 8N0132-01 Mode : 14 Setting : 18.5</p>	<p>Left blank</p>
<p>Avg.</p>	 <p>Site : 03CH15-HY Condition : AVG_BE_54 3m 91200_15_1620 HORIZONTAL RBW:1000.000KHz VBW:1000KHz SWT:Auto Detector : Peak Project : 8N0132-01 Mode : 14 Setting : 18.5</p>	<p>Left blank</p>

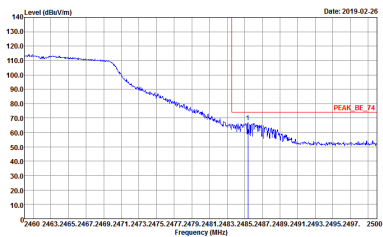
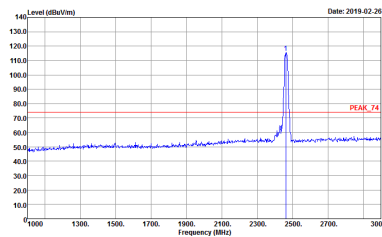
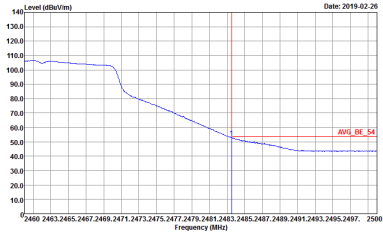
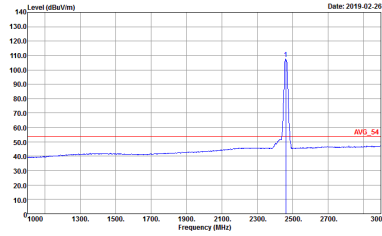


WIFI	2.4GHz 2400~2483.5MHz Band Edge @ 3m	
ANT	802.11g CH06 2437MHz - L	
1	Vertical	Fundamental
Peak	 <p>Site : 03CH15-HY Condition : PEAK_BE_74 3m 91200_15_1620 VERTICAL RBW:1000.000kHz VBW:3000.000kHz SWT:Auto Detector : Peak Project : BN0132-01 Mode : 14 Setting : 18.5</p>	 <p>Site : 03CH15-HY Condition : PEAK_74 3m 91200_15_1620 VERTICAL RBW:1000.000kHz VBW:3000.000kHz SWT:Auto Detector : Peak Project : BN0132-01 Mode : 14 Setting : 18.5</p>
Avg.	 <p>Site : 03CH15-HY Condition : AVG_BE_54 3m 91200_15_1620 VERTICAL RBW:1000.000kHz VBW:1000kHz SWT:Auto Detector : Peak Project : BN0132-01 Mode : 14 Setting : 18.5</p>	 <p>Site : 03CH15-HY Condition : AVG_54 3m 91200_15_1620 VERTICAL RBW:1000.000kHz VBW:1000kHz SWT:Auto Detector : Peak Project : BN0132-01 Mode : 14 Setting : 18.5</p>

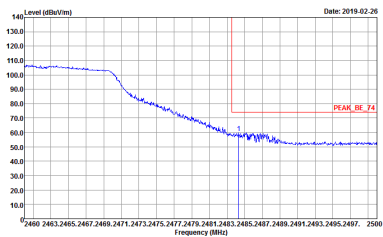
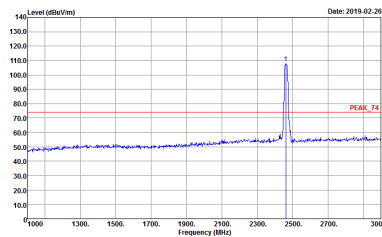
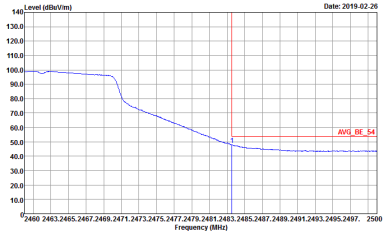
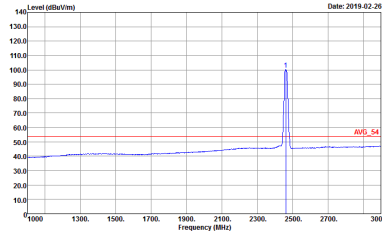


WIFI	2.4GHz 2400~2483.5MHz Band Edge @ 3m	
ANT	802.11g CH06 2437MHz - R	
1	Vertical	Fundamental
<p>Peak</p>	 <p>Site : 03CH15-HY Condition : PEAK_BE_74 3m 91200_15_1620 VERTICAL : RBW:1000.000KHz VBW:3000.000KHz SWT:Auto Detector : Peak Project : 8N0132-01 Mode : 14 Setting : 18.5</p>	<p>Left blank</p>
<p>Avg.</p>	 <p>Site : 03CH15-HY Condition : AVG_BE_54 3m 91200_15_1620 VERTICAL : RBW:1000.000KHz VBW:1000KHz SWT:Auto Detector : Peak Project : 8N0132-01 Mode : 14 Setting : 18.5</p>	<p>Left blank</p>



WIFI	2.4GHz 2400~2483.5MHz Band Edge @ 3m	
ANT	802.11g CH11 2462MHz	
1	Horizontal	Fundamental
Peak	 <p>Date: 2019-02-26</p> <p>Site : 03CH15-HY Condition : PEAK_BE_74 3m 91200_15_1620 HORIZONTAL Detector : Peak Project : BN0132-01 Mode : 15 Setting : 16.5</p>	 <p>Date: 2019-02-26</p> <p>Site : 03CH15-HY Condition : PEAK_74 3m 91200_15_1620 HORIZONTAL Detector : Peak Project : BN0132-01 Mode : 15 Setting : 16.5</p>
Avg.	 <p>Date: 2019-02-26</p> <p>Site : 03CH15-HY Condition : AVG_BE_54 3m 91200_15_1620 HORIZONTAL Detector : Peak Project : BN0132-01 Mode : 15 Setting : 16.5</p>	 <p>Date: 2019-02-26</p> <p>Site : 03CH15-HY Condition : AVG_54 3m 91200_15_1620 HORIZONTAL Detector : Peak Project : BN0132-01 Mode : 15 Setting : 16.5</p>



WIFI	2.4GHz 2400~2483.5MHz Band Edge @ 3m	
ANT	802.11g CH11 2462MHz	
1	Vertical	Fundamental
Peak	 <p>Date: 2019-02-26</p> <p>Site : 03CH15-HY Condition : PEAK_BE_74 3m 91200_15_1620 VERTICAL RBW:1000.000KHz VBW:3000.000KHz SWT:Auto Detector : Peak Project : BN0132-01 Mode : 15 Setting : 16.5</p>	 <p>Date: 2019-02-26</p> <p>Site : 03CH15-HY Condition : PEAK_74 3m 91200_15_1620 VERTICAL RBW:1000.000KHz VBW:3000.000KHz SWT:Auto Detector : Peak Project : BN0132-01 Mode : 15 Setting : 16.5</p>
Avg.	 <p>Date: 2019-02-26</p> <p>Site : 03CH15-HY Condition : AVG_BE_54 3m 91200_15_1620 VERTICAL RBW:1000.000KHz VBW:1000KHz SWT:Auto Detector : Peak Project : BN0132-01 Mode : 15 Setting : 16.5</p>	 <p>Date: 2019-02-26</p> <p>Site : 03CH15-HY Condition : AVG_54 3m 91200_15_1620 VERTICAL RBW:1000.000KHz VBW:1000KHz SWT:Auto Detector : Peak Project : BN0132-01 Mode : 15 Setting : 16.5</p>

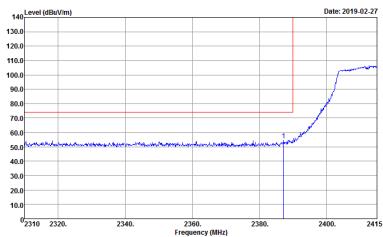
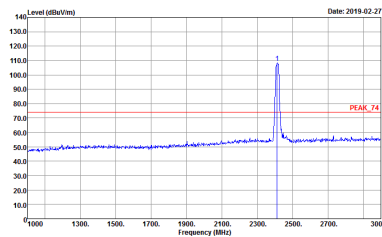
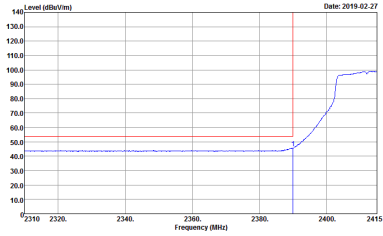
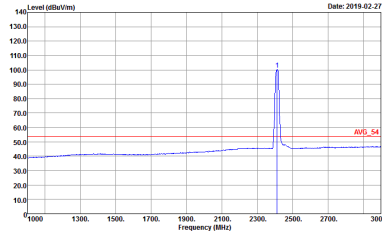


2.4GHz 2400~2483.5MHz

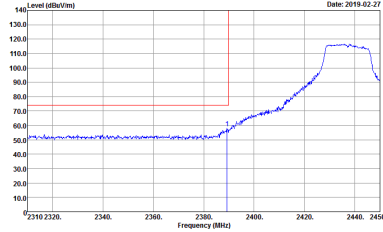
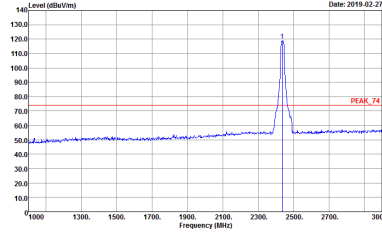
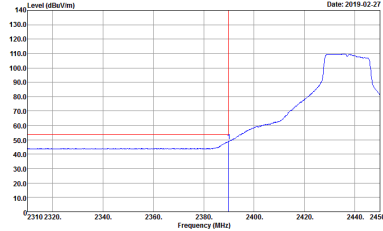
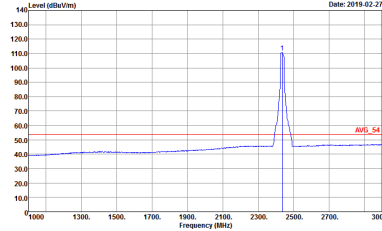
WIFI 802.11n HT20 (Band Edge @ 3m)

WIFI	2.4GHz 2400~2483.5MHz Band Edge @ 3m	
ANT	802.11n HT20 CH01 2412MHz	
1	Horizontal	Fundamental
Peak	<p>Site : 03CH15-HY Condition : PEAK_BE_74 3m 91200_15_1620 HORIZONTAL Detector : Peak Project : 8N0132-01 Mode : 16 Setting : 17</p>	<p>Site : 03CH15-HY Condition : PEAK_74 3m 91200_15_1620 HORIZONTAL Detector : Peak Project : 8N0132-01 Mode : 16 Setting : 17</p>
Avg.	<p>Site : 03CH15-HY Condition : AV6_BE_54 3m 91200_15_1620 HORIZONTAL Detector : Peak Project : 8N0132-01 Mode : 16 Setting : 17</p>	<p>Site : 03CH15-HY Condition : AV6_54 3m 91200_15_1620 HORIZONTAL Detector : Peak Project : 8N0132-01 Mode : 16 Setting : 17</p>

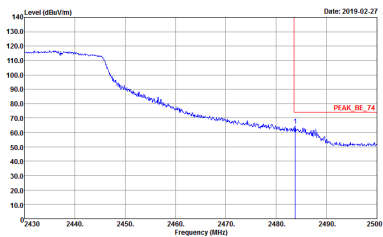
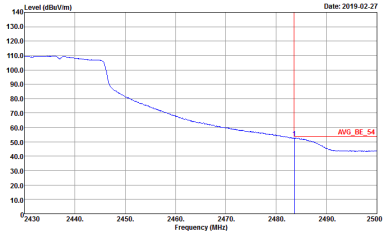


WIFI	2.4GHz 2400~2483.5MHz Band Edge @ 3m	
ANT	802.11n HT20 CH01 2412MHz	
1	Vertical	Fundamental
Peak	 <p>Date: 2019-02-27</p> <p>Site : 03CH15-HY Condition : PEAK_BE_74 3m 91200_15_1620 VERTICAL : RBW:1000.000KHz VBW:3000.000KHz SWT:Auto Detector : Peak Project : 8N0132-01 Mode : 16 Setting : 17</p>	 <p>Date: 2019-02-27</p> <p>Site : 03CH15-HY Condition : PEAK_74 3m 91200_15_1620 VERTICAL : RBW:1000.000KHz VBW:3000.000KHz SWT:Auto Detector : Peak Project : 8N0132-01 Mode : 16 Setting : 17</p>
Avg.	 <p>Date: 2019-02-27</p> <p>Site : 03CH15-HY Condition : AVG_BE_54 3m 91200_15_1620 VERTICAL : RBW:1000.000KHz VBW:1000KHz SWT:Auto Detector : Peak Project : 8N0132-01 Mode : 16 Setting : 17</p>	 <p>Date: 2019-02-27</p> <p>Site : 03CH15-HY Condition : AVG_54 3m 91200_15_1620 VERTICAL : RBW:1000.000KHz VBW:1000KHz SWT:Auto Detector : Peak Project : 8N0132-01 Mode : 16 Setting : 17</p>

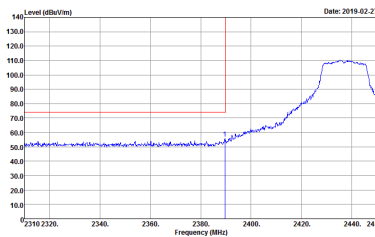
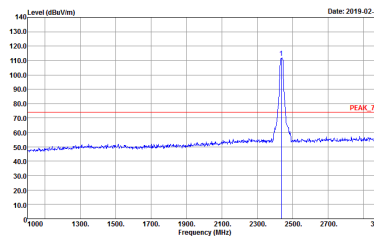
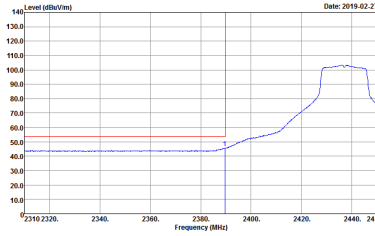
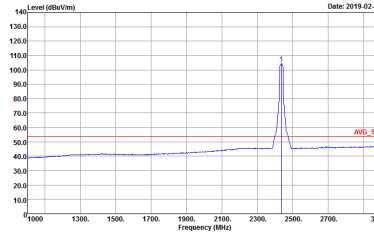


WIFI	2.4GHz 2400~2483.5MHz Band Edge @ 3m	
ANT	802.11n HT20 CH06 2437MHz - L	
1	Horizontal	Fundamental
Peak	 <p>Date: 2019-02-27</p> <p>Site : 03CH15-HY Condition : PEAK_BE_74 3m 91200_15_1620 HORIZONTAL : RBW:1000.000KHz VBW:3000.000KHz SWT:Auto Detector : Peak Project : BN0132-01 Mode : 17 Setting : 21</p>	 <p>Date: 2019-02-27</p> <p>Site : 03CH15-HY Condition : PEAK_74 3m 91200_15_1620 HORIZONTAL : RBW:1000.000KHz VBW:3000.000KHz SWT:Auto Detector : Peak Project : BN0132-01 Mode : 17 Setting : 21</p>
Avg.	 <p>Date: 2019-02-27</p> <p>Site : 03CH15-HY Condition : AVG_BE_54 3m 91200_15_1620 HORIZONTAL : RBW:1000.000KHz VBW:1000KHz SWT:Auto Detector : Peak Project : BN0132-01 Mode : 17 Setting : 21</p>	 <p>Date: 2019-02-27</p> <p>Site : 03CH15-HY Condition : AVG_54 3m 91200_15_1620 HORIZONTAL : RBW:1000.000KHz VBW:1000KHz SWT:Auto Detector : Peak Project : BN0132-01 Mode : 17 Setting : 21</p>

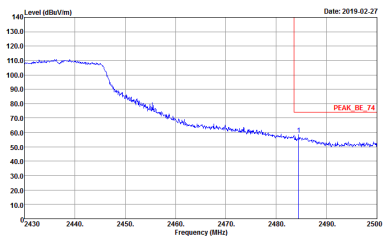
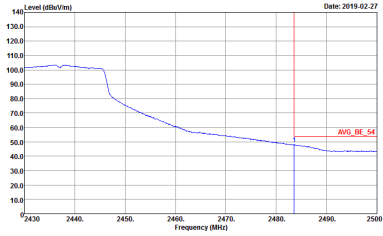


WIFI	2.4GHz 2400~2483.5MHz Band Edge @ 3m	
ANT	802.11n HT20 CH06 2437MHz - R	
1	Horizontal	Fundamental
<p>Peak</p>	 <p>Site : 03CH15-HY Condition : PEAK_BE_74 3m 91200_15_1620 HORIZONTAL : RBW:1000.000KHz VBW:3000.000KHz SWT:Auto Detector : Peak Project : 8N0132-01 Mode : 17 Setting : 21</p>	<p>Left blank</p>
<p>Avg.</p>	 <p>Site : 03CH15-HY Condition : AVG_BE_54 3m 91200_15_1620 HORIZONTAL : RBW:1000.000KHz VBW:1000KHz SWT:Auto Detector : Peak Project : 8N0132-01 Mode : 17 Setting : 21</p>	<p>Left blank</p>

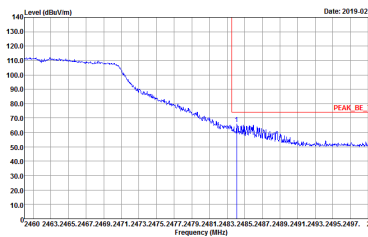
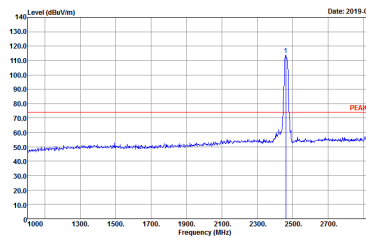
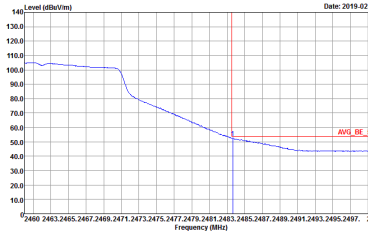
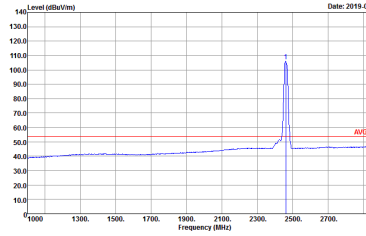


WIFI	2.4GHz 2400~2483.5MHz Band Edge @ 3m	
ANT	802.11n HT20 CH06 2437MHz - L	
1	Vertical	Fundamental
Peak	 <p>Date: 2019-02-27</p> <p>Site : 03CH15-HY Condition : PEAK_BE_74 3m 91200_15_1620 VERTICAL : RBW:1000.000KHz VBW:3000.000KHz SWT:Auto Detector : Peak Project : BN0132-01 Mode : 17 Setting : 21</p>	 <p>Date: 2019-02-27</p> <p>Site : 03CH15-HY Condition : PEAK_74 3m 91200_15_1620 VERTICAL : RBW:1000.000KHz VBW:3000.000KHz SWT:Auto Detector : Peak Project : BN0132-01 Mode : 17 Setting : 21</p>
Avg.	 <p>Date: 2019-02-27</p> <p>Site : 03CH15-HY Condition : AVG_BE_54 3m 91200_15_1620 VERTICAL : RBW:1000.000KHz VBW:1000KHz SWT:Auto Detector : Peak Project : BN0132-01 Mode : 17 Setting : 21</p>	 <p>Date: 2019-02-27</p> <p>Site : 03CH15-HY Condition : AVG_54 3m 91200_15_1620 VERTICAL : RBW:1000.000KHz VBW:1000KHz SWT:Auto Detector : Peak Project : BN0132-01 Mode : 17 Setting : 21</p>

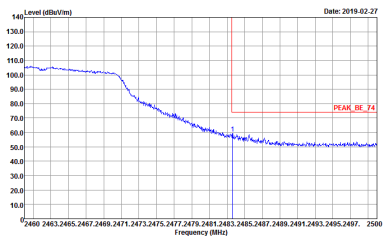
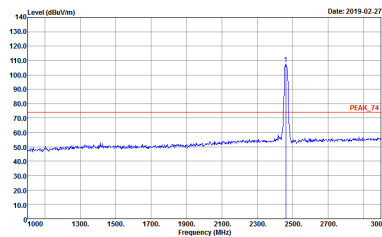
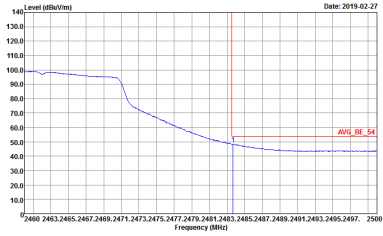
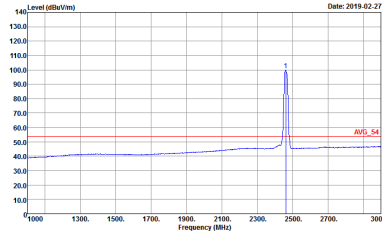


WIFI	2.4GHz 2400~2483.5MHz Band Edge @ 3m	
ANT	802.11n HT20 CH06 2437MHz - R	
1	Vertical	Fundamental
<p>Peak</p>	 <p>Date: 2019-02-27</p> <p>Site : 03CH15-HY Condition : PEAK_BE_74 3m 91200_15_1620 VERTICAL Detector : Peak Project : 8N0132-01 Mode : 17 Setting : 21</p>	<p>Left blank</p>
<p>Avg.</p>	 <p>Date: 2019-02-27</p> <p>Site : 03CH15-HY Condition : AVG_BE_54 3m 91200_15_1620 VERTICAL Detector : Peak Project : 8N0132-01 Mode : 17 Setting : 21</p>	<p>Left blank</p>



WIFI	2.4GHz 2400~2483.5MHz Band Edge @ 3m	
ANT	802.11n HT20 CH11 2462MHz	
1	Horizontal	Fundamental
Peak	 <p>Date: 2019-02-27</p> <p>Site : 03CH15-HY Condition : PEAK_BE_74 3m 91200_15_1620 HORIZONTAL Detector : Peak Project : BN0132-01 Mode : 1B Setting : 16</p>	 <p>Date: 2019-02-27</p> <p>Site : 03CH15-HY Condition : PEAK_74 3m 91200_15_1620 HORIZONTAL Detector : Peak Project : BN0132-01 Mode : 1B Setting : 16</p>
Avg.	 <p>Date: 2019-02-27</p> <p>Site : 03CH15-HY Condition : AVG_BE_54 3m 91200_15_1620 HORIZONTAL Detector : Peak Project : BN0132-01 Mode : 1B Setting : 16</p>	 <p>Date: 2019-02-27</p> <p>Site : 03CH15-HY Condition : AVG_54 3m 91200_15_1620 HORIZONTAL Detector : Peak Project : BN0132-01 Mode : 1B Setting : 16</p>



WIFI	2.4GHz 2400~2483.5MHz Fundamental @ 3m	
ANT	802.11n HT20 CH11 2462MHz	
1	Vertical	Fundamental
Peak	 <p>Date: 2019-02-27</p> <p>Site : 03CH15-HY Condition : PEAK_BE_74 3m 91200_15_1620 VERTICAL RBW:1000.000KHz VBW:3000.000KHz SWT:Auto Detector : Peak Project : BN0132-01 Mode : 1B Setting : 16</p>	 <p>Date: 2019-02-27</p> <p>Site : 03CH15-HY Condition : PEAK_74 3m 91200_15_1620 VERTICAL RBW:1000.000KHz VBW:3000.000KHz SWT:Auto Detector : Peak Project : BN0132-01 Mode : 1B Setting : 16</p>
Avg.	 <p>Date: 2019-02-27</p> <p>Site : 03CH15-HY Condition : AVG_BE_54 3m 91200_15_1620 VERTICAL RBW:1000.000KHz VBW:1000KHz SWT:Auto Detector : Peak Project : BN0132-01 Mode : 1B Setting : 16</p>	 <p>Date: 2019-02-27</p> <p>Site : 03CH15-HY Condition : AVG_54 3m 91200_15_1620 VERTICAL RBW:1000.000KHz VBW:1000KHz SWT:Auto Detector : Peak Project : BN0132-01 Mode : 1B Setting : 16</p>

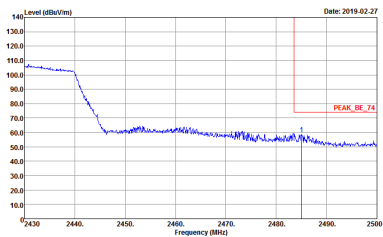
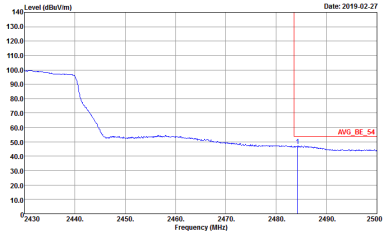


2.4GHz 2400~2483.5MHz

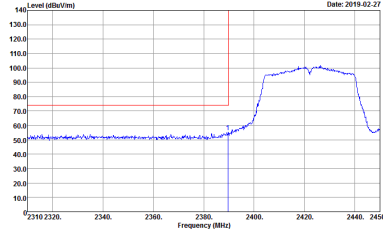
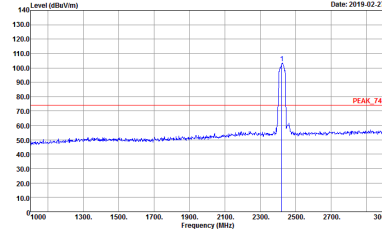
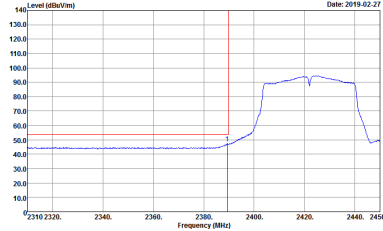
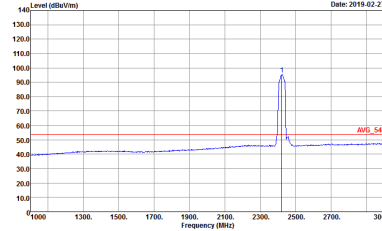
WIFI 802.11n HT40 (Band Edge @ 3m)

WIFI	2.4GHz 2400~2483.5MHz Band Edge @ 3m	
ANT	802.11n HT40 CH03 2422MHz - L	
1	Horizontal	Fundamental
Peak	<p>Site : 03CH15-HY Condition : PEAK_BE_74 3m 91200_15_1620 HORIZONTAL Detector : Peak Project : 8N0132-01 Mode : 19 Setting : 13</p>	<p>Site : 03CH15-HY Condition : PEAK_74 3m 91200_15_1620 HORIZONTAL Detector : Peak Project : 8N0132-01 Mode : 19 Setting : 13</p>
Avg.	<p>Site : 03CH15-HY Condition : AV6_BE_54 3m 91200_15_1620 HORIZONTAL Detector : Peak Project : 8N0132-01 Mode : 19 Setting : 13</p>	<p>Site : 03CH15-HY Condition : AV6_54 3m 91200_15_1620 HORIZONTAL Detector : Peak Project : 8N0132-01 Mode : 19 Setting : 13</p>

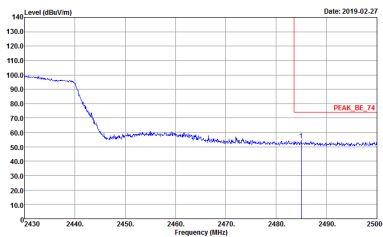
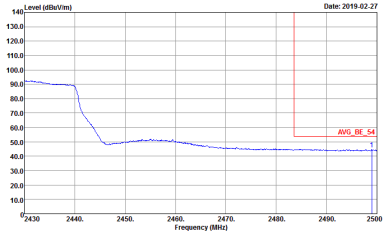


WIFI	2.4GHz 2400~2483.5MHz Band Edge @ 3m	
ANT	802.11n HT40 CH03 2422MHz - R	
1	Horizontal	Fundamental
Peak	 <p>Site : 03CH15-HY Condition : PEAK_BE_74 3m 91200_15_1620 HORIZONTAL RBW:1000.000KHz VBW:3000.000KHz SWF:Auto Detector : Peak Project : 8N0132-01 Mode : 19 Setting : 13</p>	Left blank
Avg.	 <p>Site : 03CH15-HY Condition : AVG_BE_54 3m 91200_15_1620 HORIZONTAL RBW:1000.000KHz VBW:3.000KHz SWF:Auto Detector : Peak Project : 8N0132-01 Mode : 19 Setting : 13</p>	Left blank

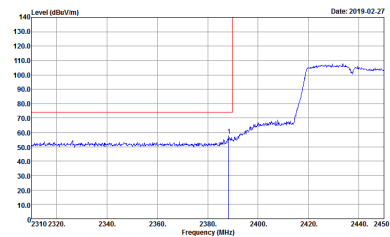
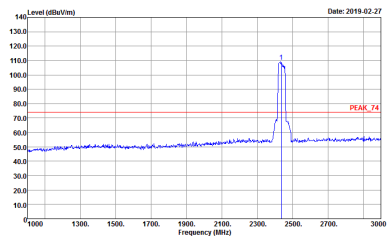
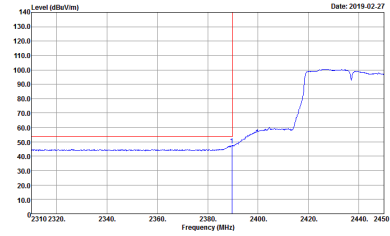
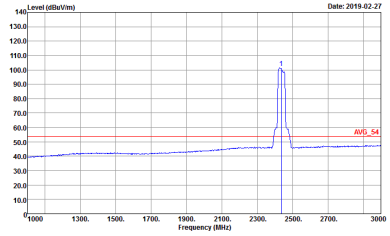


WIFI	2.4GHz 2400~2483.5MHz Band Edge @ 3m	
ANT	802.11n HT40 CH03 2422MHz - L	
1	Vertical	Fundamental
Peak	 <p>Date: 2019-02-27</p> <p>Site : 03CH15-HY Condition : PEAK_BE_74 3m 91200_15_1620 VERTICAL : RBW:1000.000KHz VBW:3000.000KHz SWT:Auto Detector : Peak Project : 8N0132-01 Mode : 19 Setting : 13</p>	 <p>Date: 2019-02-27</p> <p>Site : 03CH15-HY Condition : PEAK_74 3m 91200_15_1620 VERTICAL : RBW:1000.000KHz VBW:3000.000KHz SWT:Auto Detector : Peak Project : 8N0132-01 Mode : 19 Setting : 13</p>
Avg.	 <p>Date: 2019-02-27</p> <p>Site : 03CH15-HY Condition : AVG_BE_54 3m 91200_15_1620 VERTICAL : RBW:1000.000KHz VBW:3000.000KHz SWT:Auto Detector : Peak Project : 8N0132-01 Mode : 19 Setting : 13</p>	 <p>Date: 2019-02-27</p> <p>Site : 03CH15-HY Condition : AVG_54 3m 91200_15_1620 VERTICAL : RBW:1000.000KHz VBW:3000.000KHz SWT:Auto Detector : Peak Project : 8N0132-01 Mode : 19 Setting : 13</p>

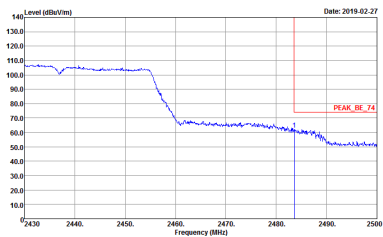
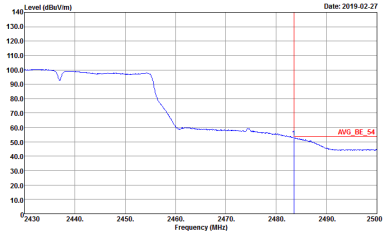


WIFI	2.4GHz 2400~2483.5MHz Band Edge @ 3m	
ANT	802.11n HT40 CH03 2422MHz - R	
1	Vertical	Fundamental
<p>Peak</p>	 <p>Site : 03CH15-HY Condition : PEAK_BE_74 3m 91200_15_1620 VERTICAL : RBW:1000.000KHz VBW:3000.000KHz SWT:Auto Detector : Peak Project : 8N0132-01 Mode : 19 Setting : 13</p>	<p>Left blank</p>
<p>Avg.</p>	 <p>Site : 03CH15-HY Condition : AVG_BE_54 3m 91200_15_1620 VERTICAL : RBW:1000.000KHz VBW:3.000KHz SWT:Auto Detector : Peak Project : 8N0132-01 Mode : 19 Setting : 13</p>	<p>Left blank</p>

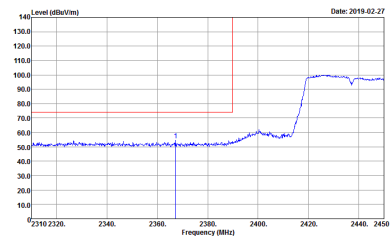
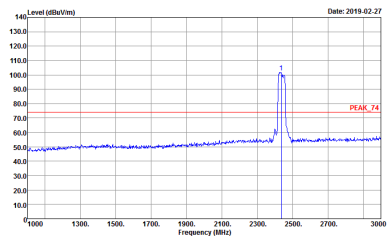
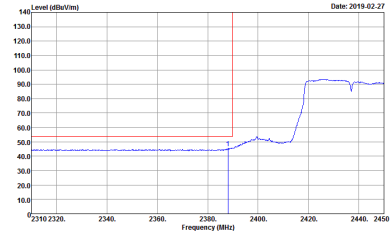
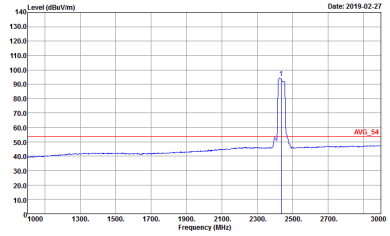


WIFI	2.4GHz 2400~2483.5MHz Band Edge @ 3m	
ANT	802.11n HT40 CH06 2437MHz - L	
1	Horizontal	Fundamental
<p>Peak</p>	 <p>Site : 03CH15-HY Condition : PEAK_BE_74 3m 91200_15_1620 HORIZONTAL Detector : Peak Project : 8N0132-01 Mode : 20 Setting : 13</p>	 <p>Site : 03CH15-HY Condition : PEAK_74 3m 91200_15_1620 HORIZONTAL Detector : Peak Project : 8N0132-01 Mode : 20 Setting : 13</p>
<p>Avg.</p>	 <p>Site : 03CH15-HY Condition : AVG_BE_54 3m 91200_15_1620 HORIZONTAL Detector : Peak Project : 8N0132-01 Mode : 20 Setting : 13</p>	 <p>Site : 03CH15-HY Condition : AVG_54 3m 91200_15_1620 HORIZONTAL Detector : Peak Project : 8N0132-01 Mode : 20 Setting : 13</p>



WIFI	2.4GHz 2400~2483.5MHz Band Edge @ 3m	
ANT	802.11n HT40 CH06 2437MHz - R	
1	Horizontal	Fundamental
<p>Peak</p>	 <p>Site : 03CH15-HY Condition : PEAK_BE_74 3m 91200_15_1620 HORIZONTAL : RBW:1000.000KHz VBW:3000.000KHz SWF:Auto Detector : Peak Project : 8N0132-01 Mode : 20 Setting : 13</p>	<p>Left blank</p>
<p>Avg.</p>	 <p>Site : 03CH15-HY Condition : AVG_BE_54 3m 91200_15_1620 HORIZONTAL : RBW:1000.000KHz VBW:3.000KHz SWF:Auto Detector : Peak Project : 8N0132-01 Mode : 20 Setting : 13</p>	<p>Left blank</p>

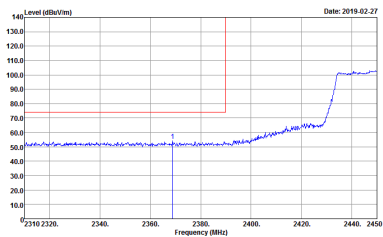
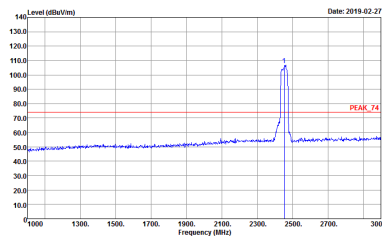
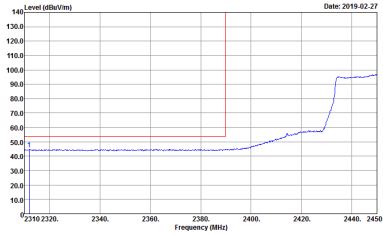
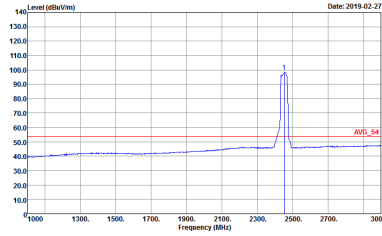


WIFI	2.4GHz 2400~2483.5MHz Band Edge @ 3m	
ANT	802.11n HT40 CH06 2437MHz - L	
1	Vertical	Fundamental
Peak	 <p>Date: 2019-02-27</p> <p>Site : 03CH15-HY Condition : PEAK_BE_74 3m 91200_15_1620 VERTICAL RBW:1000.000kHz VBW:3000.000kHz SWT:Auto Detector : Peak Project : 8N0132-01 Mode : 20 Setting : 13</p>	 <p>Date: 2019-02-27</p> <p>Site : 03CH15-HY Condition : PEAK_74 3m 91200_15_1620 VERTICAL RBW:1000.000kHz VBW:3000.000kHz SWT:Auto Detector : Peak Project : 8N0132-01 Mode : 20 Setting : 13</p>
Avg.	 <p>Date: 2019-02-27</p> <p>Site : 03CH15-HY Condition : AVG_BE_54 3m 91200_15_1620 VERTICAL RBW:1000.000kHz VBW:3000.000kHz SWT:Auto Detector : Peak Project : 8N0132-01 Mode : 20 Setting : 13</p>	 <p>Date: 2019-02-27</p> <p>Site : 03CH15-HY Condition : AVG_54 3m 91200_15_1620 VERTICAL RBW:1000.000kHz VBW:3000.000kHz SWT:Auto Detector : Peak Project : 8N0132-01 Mode : 20 Setting : 13</p>

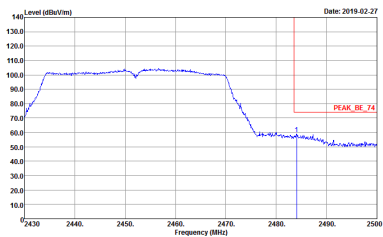
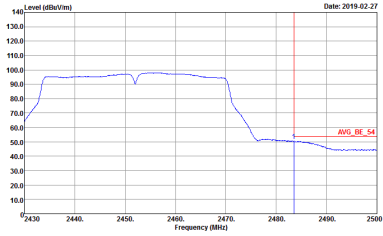


WIFI	2.4GHz 2400~2483.5MHz Band Edge @ 3m	
ANT	802.11n HT40 CH06 2437MHz - R	
1	Vertical	Fundamental
Peak	<p>Site : 03CH15-HY Condition : PEAK_BE_74 3m 91200_15_1620 VERTICAL Detector : Peak Project : 8N0132-01 Mode : 20 Setting : 13</p>	Left blank
Avg.	<p>Site : 03CH15-HY Condition : AVG_BE_54 3m 91200_15_1620 VERTICAL Detector : Peak Project : 8N0132-01 Mode : 20 Setting : 13</p>	Left blank



WIFI	2.4GHz 2400~2483.5MHz Band Edge @ 3m	
ANT	802.11n HT40 CH09 2452MHz - L	
1	Horizontal	Fundamental
Peak	 <p>Site : 03CH15-HY Condition : PEAK_BE_74 3m 91200_15_1620 HORIZONTAL RBW:1000.000kHz VBW:3000.000kHz SWT:Auto Detector : Peak Project : 8N0132-01 Mode : Z1 Setting : I0</p>	 <p>Site : 03CH15-HY Condition : PEAK_74 3m 91200_15_1620 HORIZONTAL RBW:1000.000kHz VBW:3000.000kHz SWT:Auto Detector : Peak Project : 8N0132-01 Mode : Z1 Setting : I0</p>
Avg.	 <p>Site : 03CH15-HY Condition : AVG_BE_54 3m 91200_15_1620 HORIZONTAL RBW:1000.000kHz VBW:3.000kHz SWT:Auto Detector : Peak Project : 8N0132-01 Mode : Z1 Setting : I0</p>	 <p>Site : 03CH15-HY Condition : AVG_54 3m 91200_15_1620 HORIZONTAL RBW:1000.000kHz VBW:3.000kHz SWT:Auto Detector : Peak Project : 8N0132-01 Mode : Z1 Setting : I0</p>

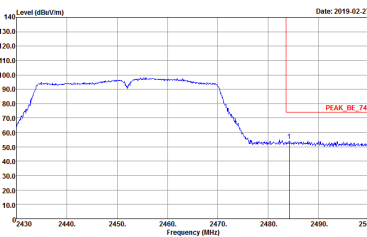
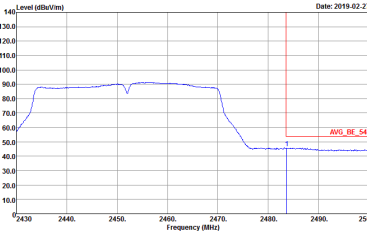


WIFI	2.4GHz 2400~2483.5MHz Band Edge @ 3m	
ANT	802.11n HT40 CH09 2452MHz - R	
1	Horizontal	Fundamental
<p>Peak</p>	 <p>Site : 03CH15-HY Condition : PEAK_BE_74 3m 91200_15_1620 HORIZONTAL : RBW:1000.000KHz VBW:3000.000KHz SWT:Auto Detector : Peak Project : 8N0132-01 Mode : Z1 Setting : 10</p>	<p>Left blank</p>
<p>Avg.</p>	 <p>Site : 03CH15-HY Condition : AVG_BE_54 3m 91200_15_1620 HORIZONTAL : RBW:1000.000KHz VBW:3.000KHz SWT:Auto Detector : Peak Project : 8N0132-01 Mode : Z1 Setting : 10</p>	<p>Left blank</p>



WIFI	2.4GHz 2400~2483.5MHz Band Edge @ 3m	
ANT	802.11n HT40 CH09 2452MHz - L	
1	Vertical	Fundamental
Peak	<p>Site : 03CH15-HY Condition : PEAK_BE_74 3m 91200_15_1620 VERTICAL Detector : Peak Project : 8N0132-01 Mode : Z1 Setting : I0</p>	<p>Site : 03CH15-HY Condition : PEAK_74 3m 91200_15_1620 VERTICAL Detector : Peak Project : 8N0132-01 Mode : Z1 Setting : I0</p>
Avg.	<p>Site : 03CH15-HY Condition : AVG_BE_54 3m 91200_15_1620 VERTICAL Detector : Peak Project : 8N0132-01 Mode : Z1 Setting : I0</p>	<p>Site : 03CH15-HY Condition : AVG_54 3m 91200_15_1620 VERTICAL Detector : Peak Project : 8N0132-01 Mode : Z1 Setting : I0</p>



WIFI	2.4GHz 2400~2483.5MHz Band Edge @ 3m	
ANT	802.11n HT40 CH09 2452MHz - R	
1	Vertical	Fundamental
<p>Peak</p>	 <p>Site : 03CH15-HY Condition : PEAK_BE_74 3m 91200_15_1620 VERTICAL Detector : Peak Project : 8N0132-01 Mode : Z1 Setting : 10</p>	<p>Left blank</p>
<p>Avg.</p>	 <p>Site : 03CH15-HY Condition : AVG_BE_54 3m 91200_15_1620 VERTICAL Detector : Peak Project : 8N0132-01 Mode : Z1 Setting : 10</p>	<p>Left blank</p>



2.4GHz 2400~2483.5MHz

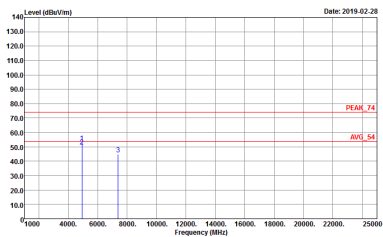
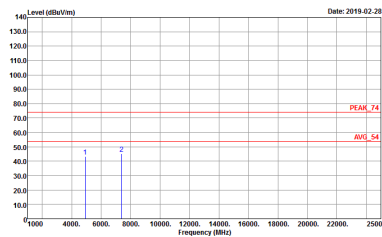
WIFI 802.11b (Harmonic @ 3m)

WIFI	2.4GHz 2400~2483.5MHz Harmonic @ 3m	
ANT	802.11b CH01 2412MHz	
1	Horizontal	Vertical
<p>Peak</p> <p>Avg.</p>	<p>Site : 03CH15-HY Condition : PEAK_74 3m 91200_15_1620 HORIZONTAL Detector : Peak Project : 8N0132-01 Mode : 10</p>	<p>Site : 03CH15-HY Condition : PEAK_74 3m 91200_15_1620 VERTICAL Detector : Peak Project : 8N0132-01 Mode : 10</p>



WIFI	2.4GHz 2400~2483.5MHz Harmonic @ 3m	
ANT	802.11b CH06 2437MHz	
1	Horizontal	Vertical
Peak Avg.	<p>Site : 03CH15-11Y Condition : PEAK_74 3m 91200_15_1620 HORIZONTAL Detector : Peak Project : 8N0132-01 Mode : 11 Setting : 19.5</p>	<p>Site : 03CH15-11Y Condition : PEAK_74 3m 91200_15_1620 VERTICAL Detector : Peak Project : 8N0132-01 Mode : 11 Setting : 19.5</p>



WIFI	2.4GHz 2400~2483.5MHz Harmonic @ 3m	
ANT	802.11b CH11 2462MHz	
1	Horizontal	Vertical
<p>Peak</p> <p>Avg.</p>	 <p>Site : 03CH15-11Y Condition : PEAK_74 3m 91200_15_1620 HORIZONTAL Detector : Peak Project : 8N0132-01 Mode : 12 Setting : 20</p>	 <p>Site : 03CH15-11Y Condition : PEAK_74 3m 91200_15_1620 VERTICAL Detector : Peak Project : 8N0132-01 Mode : 12 Setting : 20</p>



2.4GHz 2400~2483.5MHz

WIFI 802.11g (Harmonic @ 3m)

WIFI	2.4GHz 2400~2483.5MHz Harmonic @ 3m	
ANT	802.11g CH01 2412MHz	
1	Horizontal	Vertical
<p>Peak</p> <p>Avg.</p>	<p>Site : 03CH15-11Y Condition : PEAK_74 3m 91200_15_1620 HORIZONTAL Detector : Peak Project : 8N0132-01 Mode : 13</p>	<p>Site : 03CH15-11Y Condition : PEAK_74 3m 91200_15_1620 VERTICAL Detector : Peak Project : 8N0132-01 Mode : 13</p>



WIFI	2.4GHz 2400~2483.5MHz Harmonic @ 3m	
ANT	802.11g CH06 2437MHz	
1	Horizontal	Vertical
Peak Avg.	<p>Site : 03CH15-11Y Condition : PEAK_74 3m 91200_15_1620 HORIZONTAL Detector : Peak Project : 8N0132-01 Mode : 14</p>	<p>Site : 03CH15-11Y Condition : PEAK_74 3m 91200_15_1620 VERTICAL Detector : Peak Project : 8N0132-01 Mode : 14</p>



WIFI	2.4GHz 2400~2483.5MHz Harmonic @ 3m	
ANT	802.11g CH11 2462MHz	
1	Horizontal	Vertical
Peak Avg.	<p>Site : 03CH15-11Y Condition : PEAK_74 3m 91200_15_1620 HORIZONTAL Detector : Peak Project : 8N0132-01 Mode : 15</p>	<p>Site : 03CH15-11Y Condition : PEAK_74 3m 91200_15_1620 VERTICAL Detector : Peak Project : 8N0132-01 Mode : 15</p>



2.4GHz 2400~2483.5MHz

WIFI 802.11n HT20 (Harmonic @ 3m)

WIFI	2.4GHz 2400~2483.5MHz Harmonic @ 3m	
ANT	802.11n HT20 CH01 2412MHz	
1	Horizontal	Vertical
Peak Avg.	<p>Site : 03CH15-11Y Condition : PEAK_74 3m 91200_15_1620 HORIZONTAL Detector : Peak Project : 8N0132-01 Mode : 16</p>	<p>Site : 03CH15-11Y Condition : PEAK_74 3m 91200_15_1620 VERTICAL Detector : Peak Project : 8N0132-01 Mode : 16</p>



WIFI	2.4GHz 2400~2483.5MHz Harmonic @ 3m	
ANT	802.11n HT20 CH06 2437MHz	
1	Horizontal	Vertical
Peak Avg.	<p>Site : 03CH15-11Y Condition : PEAK_74 3m 91200_15_1620 HORIZONTAL Detector : Peak Project : 8N0132-01 Mode : 17</p>	<p>Site : 03CH15-11Y Condition : PEAK_74 3m 91200_15_1620 VERTICAL Detector : Peak Project : 8N0132-01 Mode : 17</p>



WIFI	2.4GHz 2400~2483.5MHz Harmonic @ 3m	
ANT	802.11n HT20 CH11 2462MHz	
1	Horizontal	Vertical
Peak Avg.	<p>Site : 03CH15-11Y Condition : PEAK_74 3m 91200_15_1620 HORIZONTAL Detector : Peak Project : 8N0132-01 Mode : 18</p>	<p>Site : 03CH15-11Y Condition : PEAK_74 3m 91200_15_1620 VERTICAL Detector : Peak Project : 8N0132-01 Mode : 18</p>



2.4GHz 2400~2483.5MHz

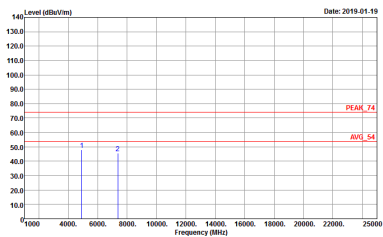
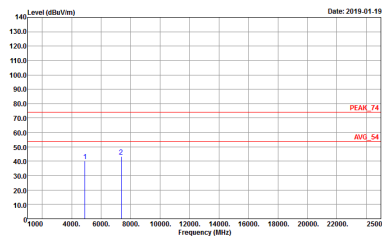
WIFI 802.11n HT40 (Harmonic @ 3m)

WIFI	2.4GHz 2400~2483.5MHz Harmonic @ 3m	
ANT	802.11n HT40 CH03 2422MHz	
1	Horizontal	Vertical
Peak Avg.	<p>Site : 03CH15-HY Condition : PEAK_74 3m 91200_15_1620 HORIZONTAL Detector : Peak Project : 8N0132-01 Mode : 19</p>	<p>Site : 03CH15-HY Condition : PEAK_74 3m 91200_15_1620 VERTICAL Detector : Peak Project : 8N0132-01 Mode : 19</p>



WIFI	2.4GHz 2400~2483.5MHz Harmonic @ 3m	
ANT	802.11n HT40 CH06 2437MHz	
1	Horizontal	Vertical
Peak Avg.	<p>Site : 03CH15-11Y Condition : PEAK_74 3m 91200_15_1620 HORIZONTAL Detector : Peak Project : 8N0132-01 Mode : 20</p>	<p>Site : 03CH15-11Y Condition : PEAK_74 3m 91200_15_1620 VERTICAL Detector : Peak Project : 8N0132-01 Mode : 20</p>



WIFI	2.4GHz 2400~2483.5MHz Harmonic @ 3m	
ANT	802.11n HT40 CH09 2452MHz	
1	Horizontal	Vertical
<p>Peak</p> <p>Avg.</p>	 <p>Site : 03CH15-11Y Condition : PEAK_74 3m 91200_15_1620 HORIZONTAL Detector : Peak Project : 8N0132-01 Mode : Z1</p>	 <p>Site : 03CH15-11Y Condition : PEAK_74 3m 91200_15_1620 VERTICAL Detector : Peak Project : 8N0132-01 Mode : Z1</p>

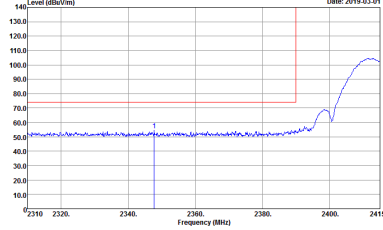
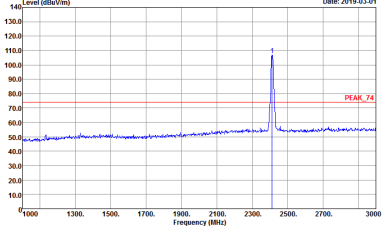
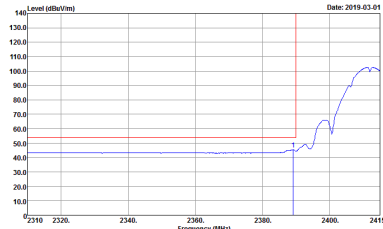
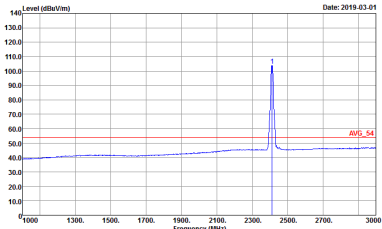


Emission below 1GHz
2.4GHz WIFI 802.11n (LF)

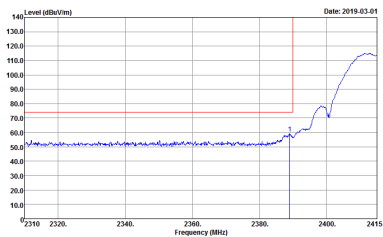
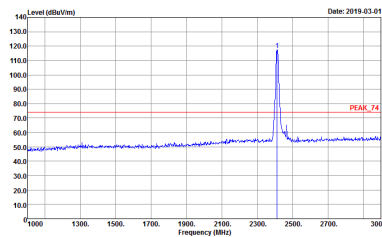
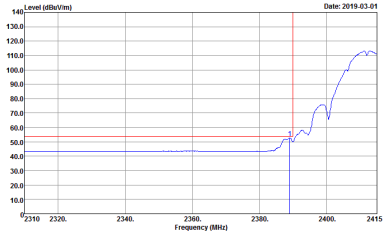
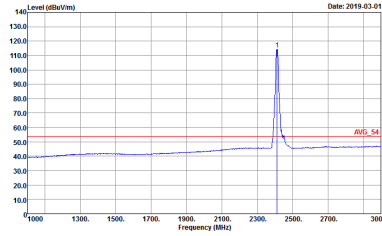
Table with 2 columns: Horizontal and Vertical. Contains two spectral plots showing Level (dBuV/m) vs Frequency (MHz) for QP / Peak. Includes metadata like Site, Condition, Detector, Project, and Mode.



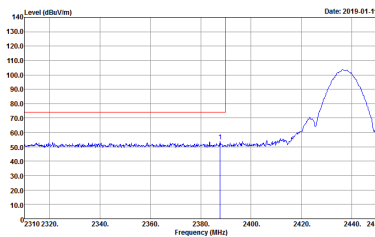
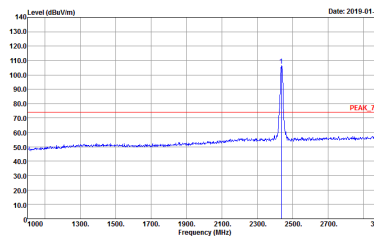
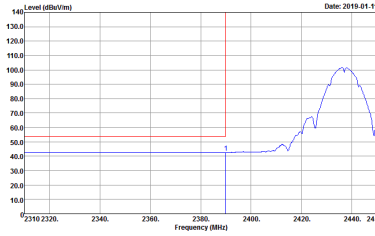
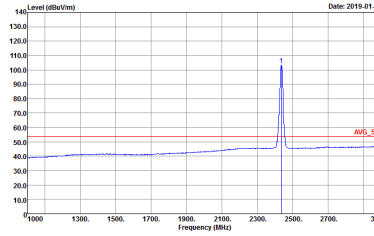
2.4GHz 2400~2483.5MHz
WIFI 802.11b (Band Edge @ 3m)

WIFI	2.4GHz 2400~2483.5MHz Band Edge @ 3m	
ANT	802.11b CH01 2412MHz	
2	Horizontal	Fundamental
Peak	 <p>Site : 03CH15-HY Condition : PEAK_BE_74 3m 91200_15_1620 HORIZONTAL Detector : Peak Project : 8N0132-01 Mode : 22 Setting : 21</p>	 <p>Site : 03CH15-HY Condition : PEAK_74 3m 91200_15_1620 HORIZONTAL Detector : Peak Project : 8N0132-01 Mode : 22 Setting : 21</p>
Avg.	 <p>Site : 03CH15-HY Condition : AV6_BE_54 3m 91200_15_1620 HORIZONTAL Detector : Peak Project : 8N0132-01 Mode : 22 Setting : 21</p>	 <p>Site : 03CH15-HY Condition : AV6_54 3m 91200_15_1620 HORIZONTAL Detector : Peak Project : 8N0132-01 Mode : 22 Setting : 21</p>

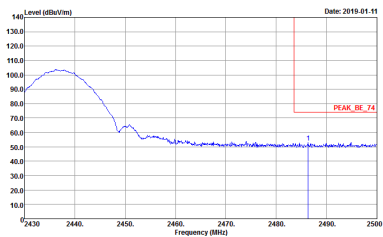
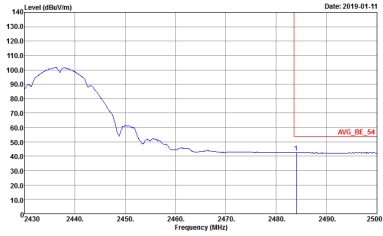


WIFI	2.4GHz 2400~2483.5MHz Band Edge @ 3m	
ANT	802.11b CH01 2412MHz	
2	Vertical	Fundamental
Peak	 <p>Site : 03CH15-HY Condition : PEAK_BE_74 3m 91200_15_1620 VERTICAL : RBW:1000.000kHz VBW:3000.000kHz SWT:Auto Detector : Peak Project : 8N0132-01 Mode : Z2 Setting : Z1</p>	 <p>Site : 03CH15-HY Condition : PEAK_74 3m 91200_15_1620 VERTICAL : RBW:1000.000kHz VBW:3000.000kHz SWT:Auto Detector : Peak Project : 8N0132-01 Mode : Z2 Setting : Z1</p>
Avg.	 <p>Site : 03CH15-HY Condition : AVG_BE_54 3m 91200_15_1620 VERTICAL : RBW:1000.000kHz VBW:0.010kHz SWT:Auto Detector : Peak Project : 8N0132-01 Mode : Z2 Setting : Z1</p>	 <p>Site : 03CH15-HY Condition : AVG_54 3m 91200_15_1620 VERTICAL : RBW:1000.000kHz VBW:0.010kHz SWT:Auto Detector : Peak Project : 8N0132-01 Mode : Z2 Setting : Z1</p>

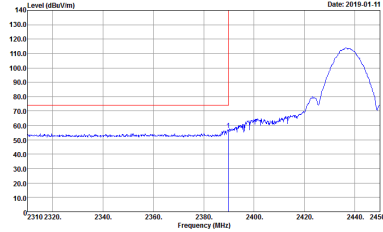
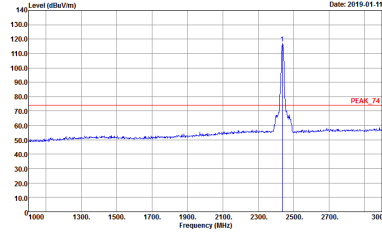
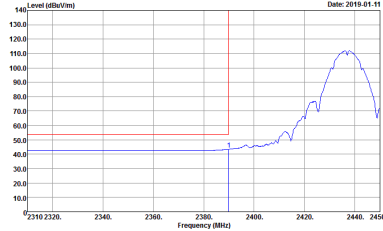
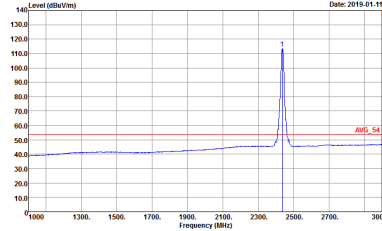


WIFI	2.4GHz 2400~2483.5MHz Band Edge @ 3m	
ANT	802.11b CH06 2437MHz - L	
2	Horizontal	Fundamental
Peak	 <p>Site : 03CH15-HY Condition : PEAK_BE_74 3m 91200_15_1620 HORIZONTAL : RBW:1000.000kHz VBW:3000.000kHz SWT:Auto Detector : Peak Project : 8N0132-01 Mode : Z3 Setting : Z1</p>	 <p>Site : 03CH15-HY Condition : PEAK_74 3m 91200_15_1620 HORIZONTAL : RBW:1000.000kHz VBW:3000.000kHz SWT:Auto Detector : Peak Project : 8N0132-01 Mode : Z3 Setting : Z1</p>
Avg.	 <p>Site : 03CH15-HY Condition : AVG_BE_54 3m 91200_15_1620 HORIZONTAL : RBW:1000.000kHz VBW:0.010kHz SWT:Auto Detector : Peak Project : 8N0132-01 Mode : Z3 Setting : Z1</p>	 <p>Site : 03CH15-HY Condition : AVG_54 3m 91200_15_1620 HORIZONTAL : RBW:1000.000kHz VBW:0.010kHz SWT:Auto Detector : Peak Project : 8N0132-01 Mode : Z3 Setting : Z1</p>

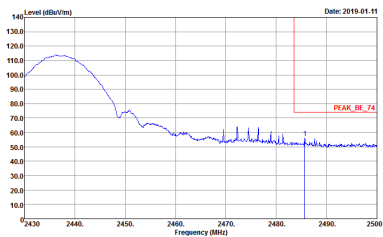
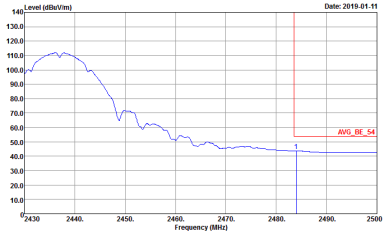


WIFI	2.4GHz 2400~2483.5MHz Band Edge @ 3m	
ANT	802.11b CH06 2437MHz - R	
2	Horizontal	Fundamental
<p>Peak</p>	 <p>Site : 03CH15-HY Condition : PEAK_BE_74 3m 91200_15_1620 HORIZONTAL : RBW:1000.000KHz VBW:3000.000KHz SWT:Auto Detector : Peak Project : 8N0132-01 Mode : Z3 Setting : Z1</p>	<p>Left blank</p>
<p>Avg.</p>	 <p>Site : 03CH15-HY Condition : AVG_BE_54 3m 91200_15_1620 HORIZONTAL : RBW:1000.000KHz VBW:3000.000KHz SWT:Auto Detector : Peak Project : 8N0132-01 Mode : Z3 Setting : Z1</p>	<p>Left blank</p>

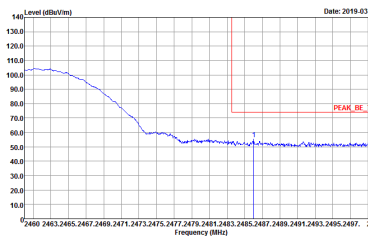
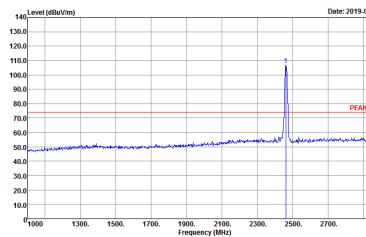
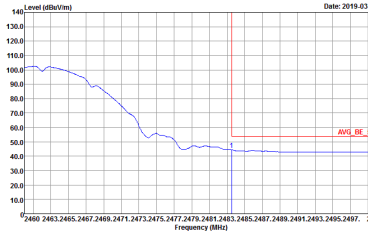
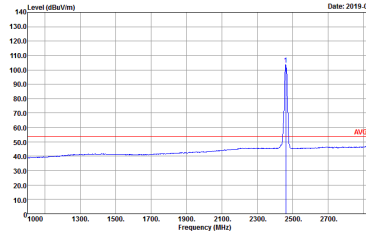


WIFI	2.4GHz 2400~2483.5MHz Band Edge @ 3m	
ANT	802.11b CH06 2437MHz - L	
2	Vertical	Fundamental
Peak	 <p>Site : 03CH15-HY Condition : PEAK_BE_74 3m 91200_15_1620 VERTICAL RBW:1000.000kHz VBW:3000.000kHz SWT:Auto Detector : Peak Project : 8N0132-01 Mode : Z3 Setting : Z1</p>	 <p>Site : 03CH15-HY Condition : PEAK_74 3m 91200_15_1620 VERTICAL RBW:1000.000kHz VBW:3000.000kHz SWT:Auto Detector : Peak Project : 8N0132-01 Mode : Z3 Setting : Z1</p>
Avg.	 <p>Site : 03CH15-HY Condition : AVG_BE_54 3m 91200_15_1620 VERTICAL RBW:1000.000kHz VBW:0.010kHz SWT:Auto Detector : Peak Project : 8N0132-01 Mode : Z3 Setting : Z1</p>	 <p>Site : 03CH15-HY Condition : AVG_54 3m 91200_15_1620 VERTICAL RBW:1000.000kHz VBW:0.010kHz SWT:Auto Detector : Peak Project : 8N0132-01 Mode : Z3 Setting : Z1</p>

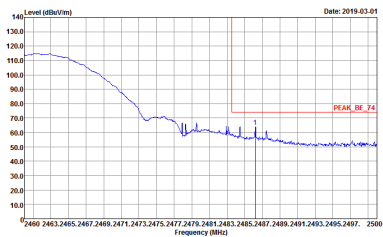
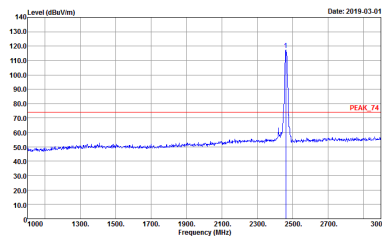
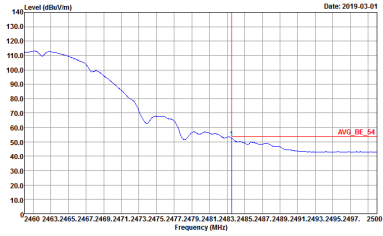
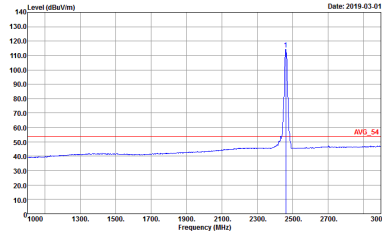


WIFI	2.4GHz 2400~2483.5MHz Band Edge @ 3m	
ANT	802.11b CH06 2437MHz - R	
2	Vertical	Fundamental
<p>Peak</p>	 <p>Date: 2019-01-11</p> <p>Site : 03CH15-HY Condition : PEAK_BE_74 3m 91200_15_1620 VERTICAL : RBW:1000.000KHz VBW:3000.000KHz SWT:Auto Detector : Peak Project : 8N0132-01 Mode : Z3 Setting : Z1</p>	<p>Left blank</p>
<p>Avg.</p>	 <p>Date: 2019-01-11</p> <p>Site : 03CH15-HY Condition : AVG_BE_54 3m 91200_15_1620 VERTICAL : RBW:1000.000KHz VBW:3000.000KHz SWT:Auto Detector : Peak Project : 8N0132-01 Mode : Z3 Setting : Z1</p>	<p>Left blank</p>



WIFI	2.4GHz 2400~2483.5MHz Band Edge @ 3m	
ANT	802.11b CH11 2462MHz	
2	Horizontal	Fundamental
Peak	 <p>Date: 2019-03-01</p> <p>Site : 03CH15-HY Condition : PEAK_BE_74 3m 91200_15_1620 HORIZONTAL RBW:1000.000KHz VBW:3000.000KHz SWT:Auto Detector : Peak Project : 8N0132-01 Mode : 24 Setting : 19.5</p>	 <p>Date: 2019-03-01</p> <p>Site : 03CH15-HY Condition : PEAK_74 3m 91200_15_1620 HORIZONTAL RBW:1000.000KHz VBW:3000.000KHz SWT:Auto Detector : Peak Project : 8N0132-01 Mode : 24 Setting : 19.5</p>
Avg.	 <p>Date: 2019-03-01</p> <p>Site : 03CH15-HY Condition : AVG_BE_54 3m 91200_15_1620 HORIZONTAL RBW:1000.000KHz VBW:0.010KHz SWT:Auto Detector : Peak Project : 8N0132-01 Mode : 24 Setting : 19.5</p>	 <p>Date: 2019-03-01</p> <p>Site : 03CH15-HY Condition : AVG_54 3m 91200_15_1620 HORIZONTAL RBW:1000.000KHz VBW:0.010KHz SWT:Auto Detector : Peak Project : 8N0132-01 Mode : 24 Setting : 19.5</p>



WIFI	2.4GHz 2400~2483.5MHz Band Edge @ 3m	
ANT	802.11b CH11 2462MHz	
2	Vertical	Fundamental
Peak	 <p>Date: 2019-03-01</p> <p>Site : 03CH15-HY Condition : PEAK_BE_74 3m 91200_15_1620 VERTICAL Detector : Peak Project : 8N0132-01 Mode : 24 Setting : 19.5</p>	 <p>Date: 2019-03-01</p> <p>Site : 03CH15-HY Condition : PEAK_74 3m 91200_15_1620 VERTICAL Detector : Peak Project : 8N0132-01 Mode : 24 Setting : 19.5</p>
Avg.	 <p>Date: 2019-03-01</p> <p>Site : 03CH15-HY Condition : AVG_BE_54 3m 91200_15_1620 VERTICAL Detector : Peak Project : 8N0132-01 Mode : 24 Setting : 19.5</p>	 <p>Date: 2019-03-01</p> <p>Site : 03CH15-HY Condition : AVG_54 3m 91200_15_1620 VERTICAL Detector : Peak Project : 8N0132-01 Mode : 24 Setting : 19.5</p>



2.4GHz 2400~2483.5MHz
WIFI 802.11g (Band Edge @ 3m)

WIFI	2.4GHz 2400~2483.5MHz Band Edge @ 3m	
ANT	802.11g CH01 2412MHz	
2	Horizontal	Fundamental
Peak	<p>Site : 03CH15-HY Condition : PEAK_BE_74 3m 91200_15_1620 HORIZONTAL Detector : Peak Project : 8N0132-01 Mode : 25 Setting : 17.5</p>	<p>Site : 03CH15-HY Condition : PEAK_74 3m 91200_15_1620 HORIZONTAL Detector : Peak Project : 8N0132-01 Mode : 25 Setting : 17.5</p>
Avg.	<p>Site : 03CH15-HY Condition : AV6_BE_54 3m 91200_15_1620 HORIZONTAL Detector : Peak Project : 8N0132-01 Mode : 25 Setting : 17.5</p>	<p>Site : 03CH15-HY Condition : AV6_54 3m 91200_15_1620 HORIZONTAL Detector : Peak Project : 8N0132-01 Mode : 25 Setting : 17.5</p>