

Appendix E. Setup Photographs

<Conducted Emission>

Remote View





Rear View



<Radiated Emission>


<CDD Mode>

Z Plane for Ant. 1

LF



HF




Y Plane for Ant. 2 and MIMO Ant. 1+2

LF




HF




<TXBF Mode>

Y Plane for MIMO Ant. 1+2 with Notebook

LF



HF



————THE END————