

Appendix B. Setup Photographs


<Conducted Emission>




<Radiated Emission>

Y Plane for Sample 1

LF




HF




Y Plane for Sample 2

LF



HF



Y Plane for Sample 3

LF



HF

