

Appendix C. Setup Photographs


<Conducted Emission>



<Radiated Emission>

Z Plane for Sample 2

LF




HF




Y Plane for Sample 1

LF



HF



Y Plane for Sample 3

LF



HF

