

Appendix C. Setup Photographs

<Conducted Emission>




<Radiated Emission>

Z Plane for Sample 2

LF




HF




Z Plane for Sample 1

LF




HF



Z Plane for Sample 3

LF



HF

