



# FCC RADIO TEST REPORT

**FCC ID** : UZ7TC77HL  
**Equipment** : Touch computer  
**Brand Name** : Zebra  
**Model Name** : TC77HL  
**Applicant** : Zebra Technologies Corporation  
1 Zebra Plaza, Holtsville, NY 11742  
**Manufacturer** : Zebra Technologies Corporation  
1 Zebra Plaza, Holtsville, NY 11742  
**Standard** : FCC Part 15 Subpart E §15.407

The product was received on Jul. 25, 2018 and testing was started from May 28, 2018 and completed on Sep. 10, 2018. We, SPORTON INTERNATIONAL INC., would like to declare that the tested sample has been evaluated in accordance with the test procedures and has been in compliance with the applicable technical standards.

The report must not be used by the client to claim product certification, approval, or endorsement by TAF or any agency of government.

The test results in this report apply exclusively to the tested model / sample. Without written approval of SPORTON INTERNATIONAL INC. EMC & Wireless Communications Laboratory, the test report shall not be reproduced except in full.

Approved by: Joseph Lin

**SPORTON INTERNATIONAL INC. EMC & Wireless Communications Laboratory**  
No. 52, Huaya 1st Rd., Guishan Dist., Taoyuan City, Taiwan (R.O.C.)



## Table of Contents

History of this test report..... 3

Summary of Test Result..... 4

**1 General Description ..... 5**

    1.1 Product Feature of Equipment Under Test..... 5

    1.2 Product Specification of Equipment Under Test..... 6

    1.3 Modification of EUT ..... 9

    1.4 Testing Location ..... 9

    1.5 Applicable Standards..... 9

**2 Test Configuration of Equipment Under Test ..... 10**

    2.1 Carrier Frequency and Channel ..... 10

    2.2 Test Mode..... 12

    2.3 Connection Diagram of Test System ..... 25

    2.4 Support Unit used in test configuration and system ..... 28

    2.5 EUT Operation Test Setup ..... 29

    2.6 Measurement Results Explanation Example..... 29

**3 Test Result ..... 30**

    3.1 26dB & 99% Occupied Bandwidth Measurement ..... 30

    3.2 Maximum Conducted Output Power Measurement ..... 39

    3.3 Power Spectral Density Measurement ..... 49

    3.4 Unwanted Emissions Measurement ..... 59

    3.5 AC Conducted Emission Measurement..... 65

    3.6 Automatically Discontinue Transmission ..... 67

    3.7 Antenna Requirements ..... 68

**4 List of Measuring Equipment..... 70**

**5 Uncertainty of Evaluation ..... 72**

**Appendix A. AC Conducted Emission Test Result**

**Appendix B. Radiated Spurious Emission**

**Appendix C. Radiated Spurious Emission Plots**

**Appendix D. Duty Cycle Plots**

**Appendix E. Setup Photographs**





## Summary of Test Result

Report Clause	Ref Std. Clause	Test Items	Result (PASS/FAIL)	Remark
3.1	15.403(i)	26dB Bandwidth	Pass	-
3.1	2.1049	99% Occupied Bandwidth	Reporting only	-
3.2	15.407(a)	Maximum Conducted Output Power	Pass	-
3.3	15.407(a)	Power Spectral Density	Pass	-
3.4	15.407(b)	Unwanted Emissions	Pass	Under limit 1.08 dB at 5470.000 MHz
3.5	15.207	AC Conducted Emission	Pass	Under limit 6.22 dB at 0.773 MHz
3.6	15.407(c)	Automatically Discontinue Transmission	Pass	-
3.7	15.203 15.407(a)	Antenna Requirement	Pass	-

**Reviewed by: Wii Chang**

**Report Producer: Nancy Yang**



# 1 General Description

## 1.1 Product Feature of Equipment Under Test

Product Feature	
Equipment	Touch computer
Brand Name	Zebra
Model Name	TC77HL
FCC ID	UZ7TC77HL
EUT supports Radios application	GSM/EGPRS/WCDMA/HSPA/LTE/NFC/GNSS WLAN 11a/b/g/n HT20/HT40 WLAN 11ac VHT20/VHT40/VHT80 Bluetooth BR/EDR/LE
HW Version	DV
SW Version	Android version 8.1.0
FW Version	91-09-14.00-OG-U00-STD
MFD	06JUL18
EUT Stage	Engineering Sample

Remark: The above EUT's information was declared by manufacturer..

Specification of Accessories				
AC Adapter	Brand Name	Zebra	Part Number	PWR-BUA5V16W0WWW
4 PIN DC power cable	Brand Name	Zebra	Part Number	CBL-DC-383A1-01
AC Power cable	Brand Name	Zebra	Part Number	50-16000-182R
Snap-On USB/Charge Cable	Brand Name	Zebra	Part Number	CBL-TC7X-USB1-01
Snap-On Charging Cable Cup	Brand Name	Zebra	Part Number	CHG-TC7X-CBL1-01
Battery 1	Brand Name	Zebra	Part Number	BT-000318-01
Battery 2 (Falcon 1S3P Battery Pack)	Brand Name	Zebra	Part Number	BT-000318-51
Battery 3	Brand Name	Symbol	Part Number	82-171249-02
Earphone 1	Brand Name	Zebra	Part Number	HDST-35MM-PTVP-01
Earphone 2	Brand Name	Zebra	Part Number	HS2100-OTH
Snap-on 3.5MM Audio Jack Adapter	Brand Name	Symbol	Part Number	ADP-TC7X-AUD35-01
3.5mm Jack 43"(1.1m) Standard Cable	Brand Name	Zebra	Part Number	CBL-HS2100-3MS1-01
Holster	Brand Name	Zebra	Part Number	SG-TC7X-HLSTR1-02
Rigid Holster	Brand Name	Zebra	Part Number	SG-TC7X-RHLSTR1-01



### 1.2 Product Specification of Equipment Under Test

Standards-related Product Specification	
<b>Tx/Rx Frequency Range</b>	5180 MHz ~ 5240 MHz 5260 MHz ~ 5320 MHz 5500 MHz ~ 5720 MHz
<b>Maximum Output Power to Antenna &lt;CDD Modes&gt;</b>	<p><b>&lt;5180 MHz ~ 5240 MHz&gt;</b></p> <p><b>&lt;Ant. 1&gt;</b>  802.11a : 20.48 dBm / 0.1117 W  802.11n HT20 : 20.34 dBm / 0.1081 W  802.11n HT40 : 20.14 dBm / 0.1033 W  802.11ac VHT20: 20.44 dBm / 0.1107 W  802.11ac VHT40: 20.16 dBm / 0.1038 W  802.11ac VHT80: 17.50 dBm / 0.0562 W</p> <p><b>&lt;Ant. 2&gt;</b>  802.11a : 20.32 dBm / 0.1076 W  802.11n HT20 : 20.40 dBm / 0.1096 W  802.11n HT40 : 20.21 dBm / 0.105 W  802.11ac VHT20: 20.42 dBm / 0.1102 W  802.11ac VHT40: 20.23 dBm / 0.1054 W  802.11ac VHT80: 15.53 dBm / 0.0357 W</p> <p><b>MIMO &lt;Ant. 1 + 2&gt;</b>  802.11a : 21.10 dBm / 0.1288 W  802.11n HT20 : 21.50 dBm / 0.1413 W  802.11n HT40 : 23.14 dBm / 0.2061 W  802.11ac VHT20: 21.55 dBm / 0.1429 W  802.11ac VHT40: 23.25 dBm / 0.2113 W  802.11ac VHT80: 16.34 dBm / 0.0431 W</p>
	<p><b>&lt;5260 MHz ~ 5320 MHz&gt;</b></p> <p><b>&lt;Ant. 1&gt;</b>  802.11a : 20.43 dBm / 0.1104 W  802.11n HT20 : 20.19 dBm / 0.1045 W  802.11n HT40 : 20.12 dBm / 0.1028 W  802.11ac VHT20: 20.26 dBm / 0.1062 W  802.11ac VHT40: 20.14 dBm / 0.1033 W  802.11ac VHT80: 15.70 dBm / 0.0372 W</p> <p><b>&lt;Ant. 2&gt;</b>  802.11a : 20.13 dBm / 0.103 W  802.11n HT20 : 20.34 dBm / 0.1081 W  802.11n HT40 : 20.16 dBm / 0.1038 W  802.11ac VHT20: 20.36 dBm / 0.1086 W  802.11ac VHT40: 20.19 dBm / 0.1045 W  802.11ac VHT80: 14.15 dBm / 0.026 W</p> <p><b>MIMO &lt;Ant. 1 + 2&gt;</b>  802.11a : 21.10 dBm / 0.1288 W  802.11n HT20 : 21.05 dBm / 0.1274 W  802.11n HT40 : 23.03 dBm / 0.2009 W  802.11ac VHT20: 21.08 dBm / 0.1282 W  802.11ac VHT40: 23.14 dBm / 0.2061 W  802.11ac VHT80: 13.12 dBm / 0.0205 W</p>



Standards-related Product Specification	
<p><b>Maximum Output Power to Antenna &lt;CDD Modes&gt;</b></p>	<p><b>&lt;5500 MHz ~ 5720 MHz&gt;</b>  <b>&lt;Ant. 1&gt;</b>            802.11a : 20.49 dBm / 0.01119 W            802.11n HT20 : 20.33 dBm / 0.1079 W            802.11n HT40 : 20.11 dBm / 0.1026 W            802.11ac VHT20: 20.41 dBm / 0.1099 W            802.11ac VHT40: 20.13 dBm / 0.103 W            802.11ac VHT80: 20.14 dBm / 0.1033 W  <b>&lt;Ant. 2&gt;</b>            802.11a : 20.12 dBm / 0.1028 W            802.11n HT20 : 20.47 dBm / 0.1114 W            802.11n HT40 : 20.25 dBm / 0.1059 W            802.11ac VHT20: 20.49 dBm / 0.1119 W            802.11ac VHT40: 20.38 dBm / 0.1091 W            802.11ac VHT80: 20.11 dBm / 0.1026 W  <b>MIMO &lt;Ant. 1 + 2&gt;</b>            802.11a : 20.65 dBm / 0.1161 W            802.11n HT20 : 20.79 dBm / 0.1199 W            802.11n HT40 : 23.24 dBm / 0.2109 W            802.11ac VHT20: 20.80 dBm / 0.1202 W            802.11ac VHT40: 23.31 dBm / 0.2143 W            802.11ac VHT80: 23.24 dBm / 0.2109 W</p>
<p><b>Maximum Output Power to Antenna &lt;TXBF Modes&gt;</b></p>	<p><b>&lt;5180 MHz ~ 5240 MHz&gt;</b>  <b>MIMO &lt;Ant. 1 + 2&gt;</b>            802.11ac VHT20: 20.26 dBm / 0.1062 W            802.11ac VHT40: 23.21 dBm / 0.2094 W            802.11ac VHT80: 15.96 dBm / 0.0394 W  <b>&lt;5260 MHz ~ 5320 MHz&gt;</b>  <b>MIMO &lt;Ant. 1 + 2&gt;</b>            802.11ac VHT20: 20.02 dBm / 0.1005 W            802.11ac VHT40: 23.01 dBm / 0.02 W            802.11ac VHT80: 14.58 dBm / 0.0287 W  <b>&lt;5500 MHz ~ 5720 MHz&gt;</b>  <b>MIMO &lt;Ant. 1 + 2&gt;</b>            802.11ac VHT20: 20.47 dBm / 0.1114 W            802.11ac VHT40: 22.93 dBm / 0.1963 W            802.11ac VHT80: 22.78 dBm / 0.1897 W</p>



Standards-related Product Specification													
99% Occupied Bandwidth <CDD Modes>	<p><b>&lt;Ant. 1&gt;</b>            802.11a : 17.58 MHz            802.11n VHT20 : 18.38 MHz            802.11n VHT40 : 36.76 MHz            802.11ac VHT80 : 76.48 MHz</p> <p><b>&lt;Ant. 2&gt;</b>            802.11a : 18.33 MHz            802.11n VHT20 : 19.48 MHz            802.11n VHT40 : 36.96 MHz            802.11ac VHT80 : 76.60 MHz</p> <p><b>MIMO &lt;Ant. 1&gt;</b>            802.11a : 16.83 MHz            802.11n VHT20 : 18.03 MHz            802.11n VHT40 : 36.96 MHz            802.11ac VHT80 : 76.72 MHz</p> <p><b>MIMO &lt;Ant. 2&gt;</b>            802.11a : 16.78 MHz            802.11n VHT20 : 18.03 MHz            802.11n VHT40 : 37.06 MHz            802.11ac VHT80 : 76.72 MHz</p>												
99% Occupied Bandwidth <TXBF Modes>	<p><b>MIMO &lt;Ant. 1&gt;</b>            802.11ac VHT20 : 17.98 MHz            802.11ac VHT40 : 36.76 MHz            802.11ac VHT80 : 77.20 MHz</p> <p><b>MIMO &lt;Ant. 2&gt;</b>            802.11ac VHT20 : 17.88 MHz            802.11ac VHT40 : 36.86 MHz            802.11ac VHT80 : 77.20 MHz</p>												
Antenna Type / Gain	<p><b>&lt;5180 MHz ~ 5240 MHz&gt;</b>  <b>Ant. 1</b> : PIFA Antenna with gain 2.6 dBi  <b>Ant. 2</b> : PIFA Antenna with gain 2.2 dBi</p> <p><b>&lt;5260 MHz ~ 5320 MHz&gt;</b>  <b>Ant. 1</b> : PIFA Antenna with gain 3.4 dBi  <b>Ant. 2</b> : PIFA Antenna with gain 3.0 dBi</p> <p><b>&lt;5500 MHz ~ 5720 MHz&gt;</b>  <b>Ant. 1</b> : PIFA Antenna with gain 3.4 dBi  <b>Ant. 2</b> : PIFA Antenna with gain 3.5 dBi</p>												
Type of Modulation	802.11a/n : OFDM (BPSK/QPSK/16QAM/64QAM) 802.11ac : OFDM (BPSK/QPSK/16QAM/64QAM/256QAM)												
Antenna Function Description	<table border="1"> <thead> <tr> <th></th> <th>Ant. 1</th> <th>Ant. 2</th> </tr> </thead> <tbody> <tr> <td>802.11 a/n/ac</td> <td>V</td> <td>V</td> </tr> <tr> <td>802.11 a/n/ac MIMO</td> <td>V</td> <td>V</td> </tr> <tr> <td>802.11 ac TXBF</td> <td>V</td> <td>V</td> </tr> </tbody> </table>		Ant. 1	Ant. 2	802.11 a/n/ac	V	V	802.11 a/n/ac MIMO	V	V	802.11 ac TXBF	V	V
	Ant. 1	Ant. 2											
802.11 a/n/ac	V	V											
802.11 a/n/ac MIMO	V	V											
802.11 ac TXBF	V	V											

**Note:** MIMO Ant. 1+2 is a calculated result from sum of the power MIMO Ant. 1 and MIMO Ant. 2.





### 1.3 Modification of EUT

No modifications are made to the EUT during all test items.

### 1.4 Testing Location

Sporton Lab is accredited to ISO 17025 by Taiwan Accreditation Foundation (TAF code : 1190) and the FCC designation No. TW1190 under the FCC 2.948(e) by Mutual Recognition Agreement (MRA) in FCC Test.

<b>Test Site</b>	SPORTON INTERNATIONAL INC.		
<b>Test Site Location</b>	No.52, Huaya 1st Rd., Guishan Dist., Taoyuan City, Taiwan (R.O.C.) TEL: +886-3-327-3456 FAX: +886-3-328-4978		
<b>Test Site No.</b>	<b>Sporton Site No.</b>		
	TH05-HY	CO05-HY	03CH07-HY

**Note:** The test site complies with ANSI C63.4 2014 requirement.

### 1.5 Applicable Standards

According to the specifications of the manufacturer, the EUT must comply with the requirements of the following standards:

- ♦ FCC Part 15 Subpart E
- ♦ FCC KDB 789033 D02 General UNII Test Procedures New Rules v02r01.
- ♦ FCC KDB 414788 D01 Radiated Test Site v01r01.
- ♦ FCC KDB 662911 D01 Multiple Transmitter Output v02r01.
- ♦ ANSI C63.10-2013

**Remark:**

1. All test items were verified and recorded according to the standards and without any deviation during the test.
2. This EUT has also been tested and complied with the requirements of FCC Part 15, Subpart B, recorded in a separate test report.



## 2 Test Configuration of Equipment Under Test

- a. The EUT has been associated with peripherals and configuration operated in a manner tended to maximize its emission characteristics in a typical application. Frequency range investigated: conduction emission (150 kHz to 30 MHz), radiation emission (9 kHz to the 10th harmonic of the highest fundamental frequency or to 40 GHz, whichever is lower). For radiated measurement, pre-scanned in three orthogonal panels, X, Y, Z. The worst cases (Z plane) were recorded in this report.
- b. AC power line Conducted Emission was tested under maximum output power.

### 2.1 Carrier Frequency and Channel

Frequency Band	Channel	Freq. (MHz)	Channel	Freq. (MHz)
5150-5250 MHz Band 1 (U-NII-1)	36	5180	44	5220
	38*	5190	46*	5230
	40	5200	48	5240
	42 <sup>#</sup>	5210		

Frequency Band	Channel	Freq. (MHz)	Channel	Freq. (MHz)
5250-5350 MHz Band 2 (U-NII-2A)	52	5260	60	5300
	54*	5270	62*	5310
	56	5280	64	5320
	58 <sup>#</sup>	5290		

Frequency Band	Channel	Freq. (MHz)	Channel	Freq. (MHz)
5470-5725 MHz Band 3 (U-NII-2C)	100	5500	112	5560
	102*	5510	116	5580
	104	5520	132	5660
	106 <sup>#</sup>	5530	134*	5670
	108	5540	136	5680
	110*	5550	140	5700



Frequency Band	Channel	Freq. (MHz)	Channel	Freq. (MHz)
TDWR Channel	118*	5590	124	5620
	120	5600	126*	5630
	122 <sup>#</sup>	5610	128	5640

Frequency Band	Channel	Freq. (MHz)	Channel	Freq. (MHz)
Straddle Channel	138 <sup>#</sup>	5690	144	5720
	142*	5710		

**Note:**

1. The above Frequency and Channel in "\*" were 802.11n HT40 and 802.11ac VHT40.
2. The above Frequency and Channel in "<sup>#</sup>" were 802.11ac VHT80.



## 2.2 Test Mode

Final test modes are considering the modulation and worse data rates as below table.

### Single Mode

Modulation	Data Rate
802.11a	6 Mbps
802.11n HT20 (Covered by VHT20)	MCS0
802.11n HT40 (Covered by VHT40)	MCS0
802.11ac VHT20	MCS0
802.11ac VHT40	MCS0
802.11ac VHT80	MCS0

### MIMO Mode

Modulation	Data Rate
802.11a	6 Mbps
802.11n HT20 (Covered by VHT20)	MCS0
802.11n HT40 (Covered by VHT40)	MCS0
802.11ac VHT20	MCS0
802.11ac VHT40	MCS0
802.11ac VHT80	MCS0

### TXBF Mode

Modulation	Data Rate
802.11ac VHT20	MCS0
802.11ac VHT40	MCS0
802.11ac VHT80	MCS0

Test Cases	
<b>AC Conducted Emission</b>	Mode 1 : NFC Link + WLAN (5GHz) Link + Bluetooth Link + Earphone 1 with Audio Adapter connect to EUT + Charging Only Cable + AC Adapter
	Mode 2 : NFC Link + WLAN (5GHz) Link + Bluetooth Link + Snap on USB Cable Data Link with Notebook + Copy Data from Notebook to EDA (eMMC) + AC Adapter
	Mode 3 : NFC Link + WLAN (5GHz) Link + Bluetooth Link + Earphone 2 with Audio Adapter connect to EUT + Charging Only Cable + AC Adapter
<b>Remark:</b> The worst case of conducted emission is mode 2.	



Ch. #		Band I : 5150-5250 MHz	Band II : 5250-5350 MHz	Band III : 5470-5725MHz
		802.11a	802.11a	802.11a
L	Low	36	52	100
M	Middle	44	60	116
H	High	48	64	140
Straddle		-	-	144

Ch. #		Band I : 5150-5250 MHz	Band II : 5250-5350 MHz	Band III : 5470-5725MHz
		802.11ac VHT20	802.11ac VHT20	802.11ac VHT20
L	Low	36	52	100
M	Middle	44	60	116
H	High	48	64	140
Straddle		-	-	144

Ch. #		Band I : 5150-5250 MHz	Band II : 5250-5350 MHz	Band III : 5470-5725MHz
		802.11ac VHT40	802.11ac VHT40	802.11ac VHT40
L	Low	38	54	102
M	Middle	-	-	110
H	High	46	62	134
Straddle		-	-	142

Ch. #		Band I : 5150-5250 MHz	Band II : 5250-5350 MHz	Band III : 5470-5725MHz
		802.11ac VHT80	802.11ac VHT80	802.11ac VHT80
L	Low	-	-	106
M	Middle	42	58	122
H	High	-	-	-
Straddle		-	-	138



<CDD Mode>

<Ant. 1>

802.11a RF Output Power (dBm)										
Power vs. Channel			Power vs Data Rate							
Channel	Frequency (MHz)	Data Rate (bps)	Channel	Data Rate (bps)						
		6M		9M	12M	18M	24M	36M	48M	54M
Duty Cycle (%)		92.72		92.37	92.04	87.28	86.18	80.79	76.03	69.66
CH 036	5180	20.48	CH 036	20.47	20.46	20.47	20.38	20.41	20.44	20.45
CH 044	5220	20.45								
CH 048	5240	20.36								
CH 052	5260	20.43	CH 052	20.42	20.31	20.35	20.20	20.27	20.32	20.42
CH 060	5300	20.28								
CH 064	5320	20.41								
CH 100	5500	20.49	CH 100	20.44	20.33	20.48	20.47	20.10	20.19	20.44
CH 116	5580	20.42								
CH 140	5700	19.44								
CH 144*	5720	20.31								

Note: The above Frequency and Channel in "\*" were straddle Channel.

802.11n HT20 RF Output Power (dBm)										
Power vs. Channel			Power vs Data Rate							
Channel	Frequency (MHz)	MCS Index	Channel	MCS Index						
		MCS0		MCS1	MCS2	MCS3	MCS4	MCS5	MCS6	MCS7
Duty Cycle (%)		92.91		90.74	88.42	85.86	79.05	75.84	74.25	72.61
CH 036	5180	20.34	CH 036	20.22	20.33	20.20	20.01	20.31	20.29	20.21
CH 044	5220	20.24								
CH 048	5240	20.08								
CH 052	5260	20.18	CH 064	20.04	20.18	20.01	19.87	20.13	20.15	20.14
CH 060	5300	20.07								
CH 064	5320	20.19								
CH 100	5500	20.33	CH 100	20.04	20.26	20.28	20.02	19.91	19.92	19.90
CH 116	5580	20.27								
CH 140	5700	16.93								
CH 144*	5720	20.12								

Note: The above Frequency and Channel in "\*" were straddle Channel.



802.11n HT40 RF Output Power (dBm)										
Power vs. Channel			Power vs Data Rate							
Channel	Frequency (MHz)	MCS Index	Channel	MCS Index						
		MCS0		MCS1	MCS2	MCS3	MCS4	MCS5	MCS6	MCS7
Duty Cycle (%)		86.99		84.83	79.58	74.58	67.14	64.41	62.50	60.09
CH 038	5190	17.14	CH 046	20.01	19.85	19.82	19.74	19.72	19.69	19.72
CH 046	5230	20.14								
CH 054	5270	20.12	CH 054	19.84	19.76	19.70	19.60	19.46	19.56	19.55
CH 062	5310	16.81								
CH 102	5510	17.43	CH 142	19.88	19.87	19.82	19.78	19.63	19.70	19.67
CH 110	5550	20.08								
CH 134	5670	19.99								
CH 142*	5710	20.11								

Note: The above Frequency and Channel in "\*" were straddle Channel.

802.11ac VHT20 RF Output Power (dBm)											
Power vs. Channel			Power vs Data Rate								
Channel	Frequency (MHz)	MCS Index	Channel	MCS Index							
		MCS0		MCS1	MCS2	MCS3	MCS4	MCS5	MCS6	MCS7	MCS8
Duty Cycle (%)		92.93		91.85	86.72	84.43	80.95	76.23	74.56	73.42	70.42
CH 036	5180	20.44	CH 036	20.32	20.41	20.42	20.43	20.39	20.42	20.41	20.39
CH 044	5220	20.27									
CH 048	5240	20.15									
CH 052	5260	20.18	CH 064	20.12	20.24	20.25	20.25	20.19	20.25	20.25	20.24
CH 060	5300	20.17									
CH 064	5320	20.26									
CH 100	5500	20.41	CH 100	20.35	20.40	20.39	20.35	20.40	20.40	20.39	20.39
CH 116	5580	20.28									
CH 140	5700	17.12									
CH 144*	5720	20.15									

Note: The above Frequency and Channel in "\*" were straddle Channel.



802.11ac VHT40 RF Output Power (dBm)												
Power vs. Channel			Power vs Data Rate									
Channel	Frequency (MHz)	MCS Index	Channel	MCS Index								
		MCS0		MCS1	MCS2	MCS3	MCS4	MCS5	MCS6	MCS7	MCS8	MCS9
Duty Cycle (%)		85.77		85.05	80.42	74.03	69.57	64.73	62.07	60.55	57.71	55.17
CH 038	5190	17.18	CH 046	20.02	19.86	19.86	19.75	19.74	19.92	19.73	19.65	19.67
CH 046	5230	20.16										
CH 054	5270	20.14	CH 054	20.11	20.10	20.13	19.94	19.89	19.99	19.93	19.92	19.91
CH 062	5310	16.94										
CH 102	5510	17.52	CH 142	19.97	19.89	19.94	19.79	19.68	19.75	19.74	19.64	19.67
CH 110	5550	20.11										
CH 134	5670	20.03										
CH 142*	5710	20.13										

Note: The above Frequency and Channel in "\*" were straddle Channel.

802.11ac VHT80 RF Output Power (dBm)												
Power vs. Channel			Power vs Data Rate									
Channel	Frequency (MHz)	MCS Index	Channel	MCS Index								
		MCS0		MCS1	MCS2	MCS3	MCS4	MCS5	MCS6	MCS7	MCS8	MCS9
Duty Cycle (%)		85.71		76.56	72.61	68.18	59.39	56.85	55.03	53.33	50.57	49.70
CH 042	5210	17.50	CH 042	17.47	17.44	17.28	17.35	17.24	17.20	17.21	17.21	17.16
CH 058	5290	15.70	CH 058	15.68	15.67	15.60	15.67	15.52	15.54	15.54	15.57	15.42
CH 106	5530	15.62	CH 138	20.10	20.03	19.94	20.01	19.81	19.80	19.91	19.84	19.85
CH 122	5610	19.81										
CH 138*	5690	20.14										

Note: The above Frequency and Channel in "\*" were straddle Channel.





<Ant. 2>

802.11a RF Output Power (dBm)										
Power vs. Channel			Power vs Data Rate							
Channel	Frequency (MHz)	Data Rate (bps)	Channel	Data Rate (bps)						
		6M		9M	12M	18M	24M	36M	48M	54M
Duty Cycle (%)		93.36		92.62	91.30	88.50	86.18	81.25	76.67	74.25
CH 036	5180	20.32	CH 036	20.30	20.31	20.23	20.02	20.03	20.05	20.03
CH 044	5220	20.15								
CH 048	5240	20.10								
CH 052	5260	20.13	CH 052	20.12	20.12	20.08	19.92	20.00	20.10	19.97
CH 060	5300	20.11								
CH 064	5320	19.99								
CH 100	5500	20.12	CH 100	19.84	19.75	20.07	19.98	19.65	19.71	19.62
CH 116	5580	20.05								
CH 140	5700	16.57								
CH 144*	5720	20.02								

Note: The above Frequency and Channel in "\*" were straddle Channel.

802.11n HT20 RF Output Power (dBm)										
Power vs. Channel			Power vs Data Rate							
Channel	Frequency (MHz)	MCS Index	Channel	MCS Index						
		MCS0		MCS1	MCS2	MCS3	MCS4	MCS5	MCS6	MCS7
Duty Cycle (%)		92.25		90.37	88.89	85.76	80.14	75.98	74.25	73.08
CH 036	5180	19.77	CH 044	20.12	20.38	20.32	19.97	20.01	19.93	19.89
CH 044	5220	20.40								
CH 048	5240	20.26								
CH 052	5260	20.34	CH 052	20.10	20.33	20.31	20.08	20.10	20.03	19.96
CH 060	5300	20.29								
CH 064	5320	19.85								
CH 100	5500	20.26	CH 144	20.42	20.46	20.17	20.31	20.41	20.31	20.36
CH 116	5580	20.44								
CH 140	5700	16.92								
CH 144*	5720	20.47								

Note: The above Frequency and Channel in "\*" were straddle Channel.



802.11n HT40 RF Output Power (dBm)											
Power vs. Channel			Power vs Data Rate								
Channel	Frequency (MHz)	MCS Index	Channel	MCS Index							
		MCS0		MCS1	MCS2	MCS3	MCS4	MCS5	MCS6	MCS7	
Duty Cycle (%)		85.60		85.22	79.58	75.43	68.61	63.60	62.22	60.09	
CH 038	5190	15.19	CH 046	19.94	19.87	19.77	19.69	19.58	19.62	19.61	
CH 046	5230	20.21		CH 054	19.94	19.82	19.66	19.64	19.59	19.69	19.63
CH 054	5270	20.16	CH 134		19.80	19.80	19.50	19.57	19.54	19.49	19.55
CH 062	5310	14.82			CH 142*						
CH 102	5510	16.43									
CH 110	5550	20.10									
CH 134	5670	20.25									
CH 142*	5710	20.06									

**Note:** The above Frequency and Channel in "\*" were straddle Channel.

802.11ac VHT20 RF Output Power (dBm)												
Power vs. Channel			Power vs Data Rate									
Channel	Frequency (MHz)	MCS Index	Channel	MCS Index								
		MCS0		MCS1	MCS2	MCS3	MCS4	MCS5	MCS6	MCS7	MCS8	
Duty Cycle (%)		92.31		91.11	86.82	84.43	80.95	76.92	74.12	73.42	69.93	
CH 036	5180	19.81	CH 034	20.18	20.41	20.41	20.01	20.02	20.08	19.96	19.97	
CH 044	5220	20.42		CH 052	20.11	20.33	20.35	19.95	19.94	20.01	19.97	20.02
CH 048	5240	20.30			CH 144	20.37	20.45	20.41	20.37	20.39	20.45	20.36
CH 052	5260	20.36										
CH 060	5300	20.30										
CH 064	5320	19.91										
CH 100	5500	20.29										
CH 116	5580	20.46										
CH 140	5700	16.97										
CH 144*	5720	20.49										

**Note:** The above Frequency and Channel in "\*" were straddle Channel.



802.11ac VHT40 RF Output Power (dBm)													
Power vs. Channel			Power vs Data Rate										
Channel	Frequency (MHz)	MCS Index	Channel	MCS Index									
		MCS0		MCS1	MCS2	MCS3	MCS4	MCS5	MCS6	MCS7	MCS8	MCS9	
Duty Cycle (%)		87.20		84.62	80.42	75.71	69.06	64.46	60.76	59.46	56.86	56.57	
CH 038	5190	15.22	CH 046	20.18	20.03	20.01	19.85	19.75	19.99	19.91	19.83	19.79	
CH 046	5230	20.23											
CH 054	5270	20.19	CH 054	19.98	19.94	19.96	19.75	19.75	19.88	19.86	19.76	19.89	
CH 062	5310	14.83											
CH 102	5510	16.44	CH 142	20.20	20.06	20.01	19.90	19.86	20.04	19.96	19.92	19.85	
CH 110	5550	20.31											
CH 134	5670	20.27											
CH 142*	5710	20.38											

**Note:** The above Frequency and Channel in "\*" were straddle Channel.

802.11ac VHT80 RF Output Power (dBm)													
Power vs. Channel			Power vs Data Rate										
Channel	Frequency (MHz)	MCS Index	Channel	MCS Index									
		MCS0		MCS1	MCS2	MCS3	MCS4	MCS5	MCS6	MCS7	MCS8	MCS9	
Duty Cycle (%)		85.71		76.56	69.94	67.92	61.26	56.63	55.03	53.63	50.29	49.70	
CH 042	5210	15.53	CH 042	15.51	15.52	15.46	15.51	15.40	15.49	15.52	15.52	15.42	
CH 058	5290	14.15	CH 058	14.11	14.11	14.04	14.01	13.93	14.04	14.02	14.05	14.06	
CH 106	5530	14.92	CH 138	19.93	20.01	19.80	20.06	19.93	19.98	19.96	20.02	20.02	
CH 122	5610	20.09											
CH 138*	5690	20.11											

**Note:** The above Frequency and Channel in "\*" were straddle Channel.



MIMO<Ant. 1 + 2>

802.11a RF Output Power (dBm)										
Power vs. Channel			Power vs Data Rate							
Channel	Frequency (MHz)	Data Rate (bps)	Channel	Data Rate (bps)						
		6M		9M	12M	18M	24M	36M	48M	54M
CH 036	5180	20.75	CH 048	21.02	20.98	21.09	20.98	21.09	21.07	21.04
CH 044	5220	20.72								
CH 048	5240	21.10								
CH 052	5260	21.10	CH 052	20.99	21.05	21.09	21.04	21.07	21.05	21.09
CH 060	5300	20.60								
CH 064	5320	20.66								
CH 100	5500	20.16	CH 144	20.40	20.26	20.49	20.26	20.39	20.47	20.54
CH 116	5580	20.45								
CH 140	5700	19.56								
CH 144*	5720	20.65								

Note: The above Frequency and Channel in "\*" were straddle Channel.

802.11n HT20 RF Output Power (dBm)										
Power vs. Channel			Power vs Data Rate							
Channel	Frequency (MHz)	MCS Index	Channel	MCS Index						
		MCS0		MCS1	MCS2	MCS3	MCS4	MCS5	MCS6	MCS7
CH 036	5180	21.16	CH 048	21.28	21.40	21.49	21.26	21.49	21.48	21.48
CH 044	5220	21.07								
CH 048	5240	21.50								
CH 052	5260	21.03	CH 064	20.84	20.98	21.02	20.81	21.01	21.05	21.03
CH 060	5300	20.93								
CH 064	5320	21.05								
CH 100	5500	20.46	CH 116	20.55	20.60	20.57	20.49	20.66	20.71	20.65
CH 116	5580	20.79								
CH 140	5700	18.27								
CH 144*	5720	20.56								

Note: The above Frequency and Channel in "\*" were straddle Channel.



802.11n HT40 RF Output Power (dBm)										
Power vs. Channel			Power vs Data Rate							
Channel	Frequency (MHz)	MCS Index	Channel	MCS Index						
		MCS0		MCS1	MCS2	MCS3	MCS4	MCS5	MCS6	MCS7
CH 038	5190	18.63	CH 046	22.87	22.79	22.70	22.57	22.51	22.56	22.60
CH 046	5230	23.14								
CH 054	5270	23.03	CH 054	22.75	22.61	22.59	22.47	22.38	22.45	22.48
CH 062	5310	17.57								
CH 102	5510	19.61								
CH 110	5550	23.22	CH 142	22.99	22.89	22.83	22.75	22.67	22.69	22.74
CH 134	5670	23.24								
CH 142*	5710	23.24								

**Note:** The above Frequency and Channel in "\*" were straddle Channel.

802.11ac VHT20 RF Output Power (dBm)											
Power vs. Channel			Power vs Data Rate								
Channel	Frequency (MHz)	MCS Index	Channel	MCS Index							
		MCS0		MCS1	MCS2	MCS3	MCS4	MCS5	MCS6	MCS7	MCS8
CH 036	5180	21.18	CH 048	21.31	21.48	21.51	21.51	21.52	21.54	21.50	21.54
CH 044	5220	21.08									
CH 048	5240	21.55									
CH 052	5260	21.05	CH 064	20.84	21.07	20.96	21.07	21.06	21.07	21.05	21.07
CH 060	5300	20.97									
CH 064	5320	21.08									
CH 100	5500	20.54									
CH 116	5580	20.80	CH 116	20.63	20.79	20.78	20.79	20.78	20.79	20.79	20.77
CH 140	5700	18.40									
CH 144*	5720	20.58									

**Note:** The above Frequency and Channel in "\*" were straddle Channel.



802.11ac VHT40 RF Output Power (dBm)												
Power vs. Channel			Power vs Data Rate									
Channel	Frequency (MHz)	MCS Index	Channel	MCS Index								
		MCS0		MCS1	MCS2	MCS3	MCS4	MCS5	MCS6	MCS7	MCS8	MCS9
CH 038	5190	18.67	CH 046	23.20	23.19	23.12	22.97	22.97	23.04	23.01	22.98	22.84
CH 046	5230	23.25										
CH 054	5270	23.14	CH 054	23.09	23.01	22.92	22.81	22.84	22.93	22.87	22.83	22.74
CH 062	5310	17.63										
CH 102	5510	19.71	CH 134	23.19	23.04	22.98	22.80	22.81	22.88	22.84	22.81	22.85
CH 110	5550	23.28										
CH 134	5670	23.31										
CH 142*	5710	23.31										

**Note:** The above Frequency and Channel in "\*" were straddle Channel.

802.11ac VHT80 RF Output Power (dBm)												
Power vs. Channel			Power vs Data Rate									
Channel	Frequency (MHz)	MCS Index	Channel	MCS Index								
		MCS0		MCS1	MCS2	MCS3	MCS4	MCS5	MCS6	MCS7	MCS8	MCS9
CH 042	5210	16.34	CH 042	16.33	16.31	16.32	16.33	16.24	16.30	15.97	15.97	15.98
CH 058	5290	13.12	CH 058	12.73	12.86	12.70	12.82	12.72	12.83	12.83	12.76	12.77
CH 106	5530	16.63	CH 138	23.19	23.22	23.10	23.08	22.89	22.91	22.95	22.86	22.89
CH 122	5610	23.05										
CH 138*	5690	23.24										

**Note:** The above Frequency and Channel in "\*" were straddle Channel.



<TXBF Mode>

MIMO<Ant. 1 + 2>

802.11ac VHT20 RF Output Power (dBm)											
Power vs. Channel			Power vs Data Rate								
Channel	Frequency (MHz)	MCS Index	Channel	MCS Index							
		MCS0		MCS1	MCS2	MCS3	MCS4	MCS5	MCS6	MCS7	MCS8
CH 036	5180	20.06	CH 044	20.11	20.06	20.11	20.01	20.01	20.06	20.01	20.01
CH 044	5220	20.26									
CH 048	5240	20.16									
CH 052	5260	19.96	CH 060	19.77	19.77	19.77	19.77	19.78	19.77	19.77	19.67
CH 060	5300	19.97									
CH 064	5320	20.02									
CH 100	5500	20.01	CH 140	20.46	20.46	20.46	20.41	20.36	20.36	20.46	20.36
CH 116	5580	19.71									
CH 140	5700	20.47									
CH 144*	5720	20.21									

**Note:** The above Frequency and Channel in "\*" were straddle Channel.

802.11ac VHT40 RF Output Power (dBm)												
Power vs. Channel			Power vs Data Rate									
Channel	Frequency (MHz)	MCS Index	Channel	MCS Index								
		MCS0		MCS1	MCS2	MCS3	MCS4	MCS5	MCS6	MCS7	MCS8	MCS9
CH 038	5190	18.56	CH 046	23.06	23.16	23.11	23.11	23.11	23.11	23.06	23.06	23.06
CH 046	5230	23.21										
CH 054	5270	23.01	CH 054	22.81	22.91	22.96	22.96	22.96	22.91	22.91	22.91	22.91
CH 062	5310	16.92										
CH 102	5510	18.61										
CH 110	5550	22.87	CH 134	22.73	22.83	22.87	22.87	22.87	22.82	22.82	22.82	22.82
CH 134	5670	22.93										
CH 142*	5710	22.56										

**Note:** The above Frequency and Channel in "\*" were straddle Channel.



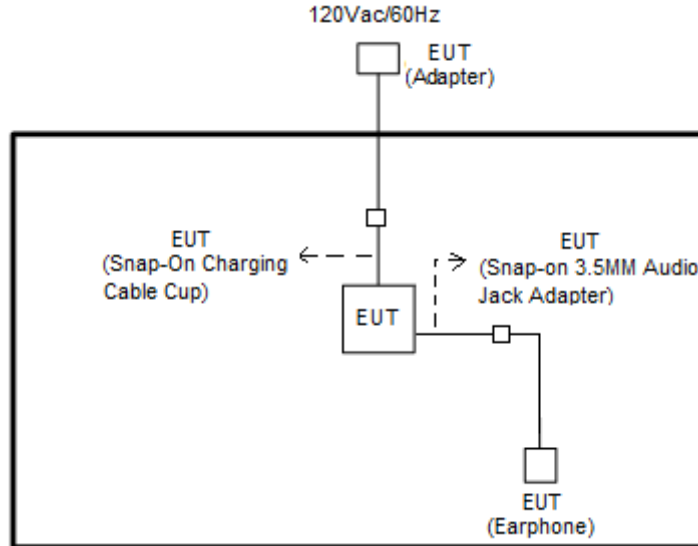
802.11ac VHT80 RF Output Power (dBm)												
Power vs. Channel			Power vs Data Rate									
Channel	Frequency (MHz)	MCS Index	Channel	MCS Index								
		MCS0		MCS1	MCS2	MCS3	MCS4	MCS5	MCS6	MCS7	MCS8	MCS9
CH 042	5210	15.96	CH 042	15.71	15.71	15.71	15.76	15.81	15.86	15.86	15.81	15.76
CH 058	5290	14.58	CH 058	14.34	14.34	14.34	14.38	14.42	14.48	14.48	14.42	14.37
CH 106	5530	16.11										
CH 122	5610	22.78	CH 122	22.28	22.28	22.34	22.44	22.44	22.44	22.48	22.48	22.48
CH 138*	5690	22.37										

Note: The above Frequency and Channel in "\*" were straddle Channel.

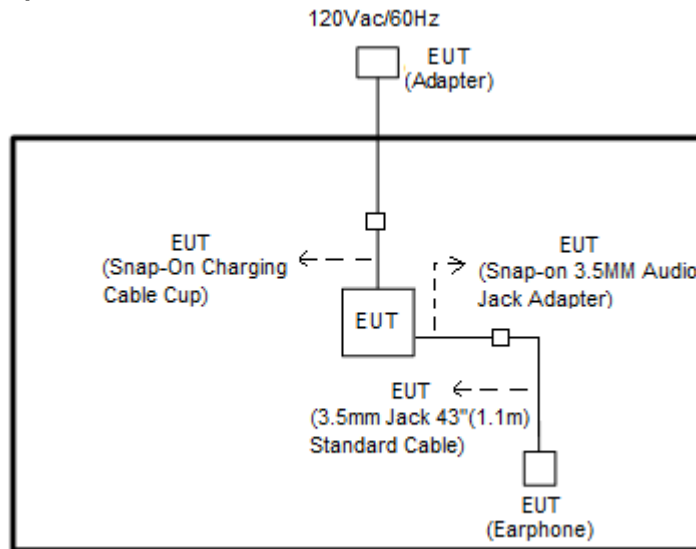


## 2.3 Connection Diagram of Test System

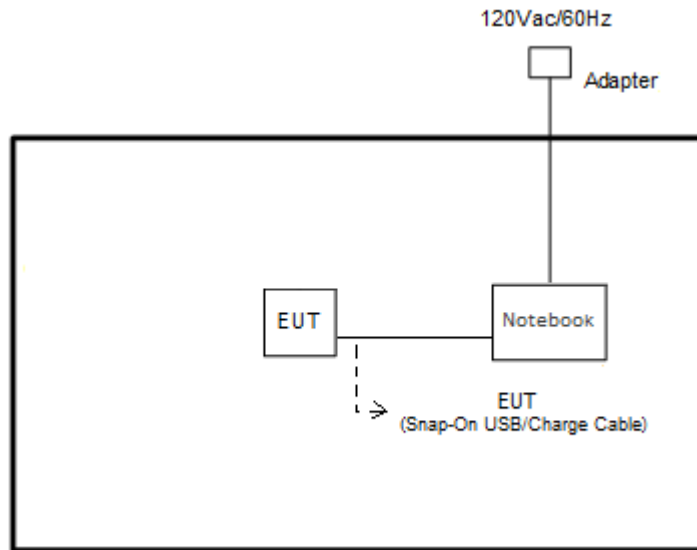
<Radiated Emission Mode>  
 <CDD Mode with Earphone 1>



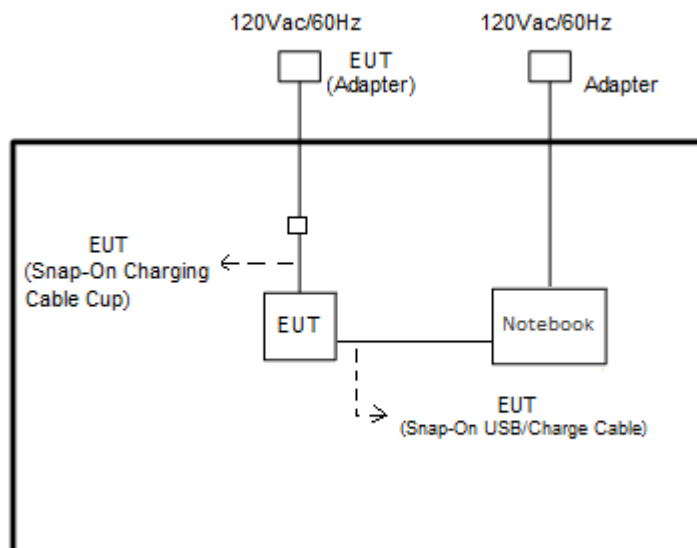
<CDD Mode with Earphone 2>



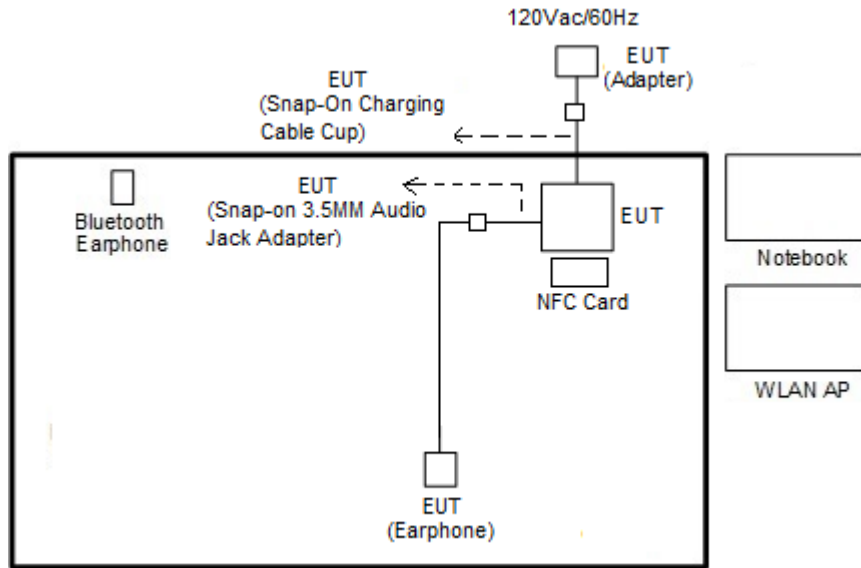
<CDD Mode with Notebook>



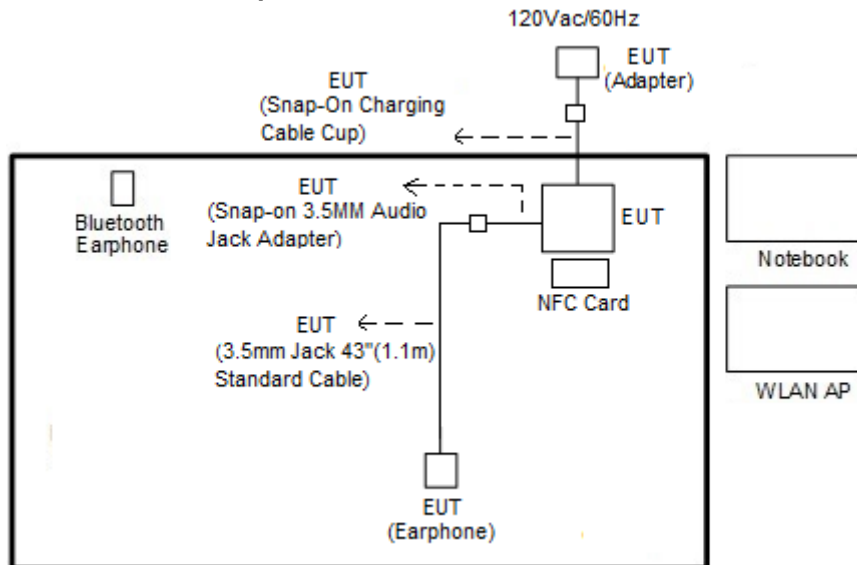
<TXBF Mode>



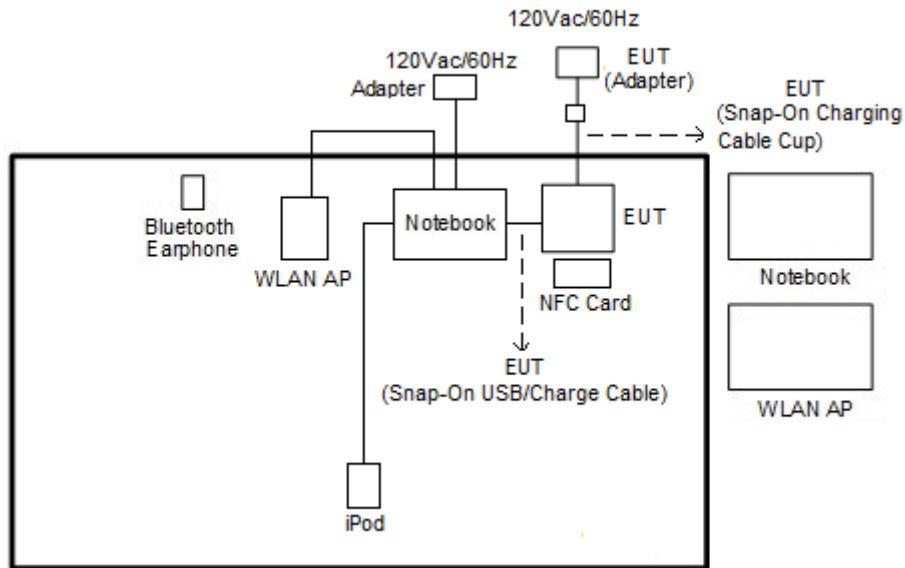
**<AC Conducted Emission for Earphone 1>**



**<AC Conducted Emission for Earphone 2>**



**<AC Conducted Emission for data link mode>**



**2.4 Support Unit used in test configuration and system**

Item	Equipment	Trade Name	Model Name	FCC ID	Data Cable	Power Cord
1.	WLAN AP	ASUS	RT-AC66U	MSQ-RTAC66U	N/A	Unshielded, 1.8 m
2.	Bluetooth Earphone	Sony Ericsson	MW600	PY7DDA-2029	N/A	N/A
3.	iPod	Apple	A1285	FCC DoC	Shielded, 1.0 m	N/A
4.	Notebook	DELL	Latitude E6320	FCC DoC/ Contains FCC ID: QDS-BRCM1054	N/A	AC I/P: Unshielded, 1.2 m DC O/P: Shielded, 1.8 m
5.	Notebook	DELL	Latitude E3340	FCC DoC/ Contains FCC ID: PD97260NGU	N/A	AC I/P: Unshielded, 1.2 m DC O/P: Shielded, 1.8 m
6.	Notebook	DELL	P79G	FCC DoC	N/A	AC I/P: Unshielded, 1.2 m DC O/P: Shielded, 1.8 m
7.	SD Card	SanDisk	MicroSD HC	FCC DoC	N/A	N/A
8.	NFC Card	N/A	N/A	N/A	N/A	N/A



## 2.5 EUT Operation Test Setup

The RF test items, utility “QRCT” was installed in Notebook which was programmed in order to make the EUT get into the engineering modes to provide channel selection, power level, data rate and the application type and for continuous transmitting signals.

For TXBF mode, the modulation modes and data rates manipulated by the command lines in the engineering program made the EUT link to another EUT by power under the normal operation. The “ADB” software tool was used to enable the EUT to transmit signals continuously.

## 2.6 Measurement Results Explanation Example

**For all conducted test items:**

The offset level is set in the spectrum analyzer to compensate the RF cable loss and attenuator factor between EUT conducted output port and spectrum analyzer. With the offset compensation, the spectrum analyzer reading level is exactly the EUT RF output level.

Example :

The spectrum analyzer offset is derived from RF cable loss and attenuator factor.

*Offset = RF cable loss + attenuator factor.*

Following shows an offset computation example with cable loss 4.2 dB and 10dB attenuator.

$$\begin{aligned} \text{Offset(dB)} &= \text{RF cable loss(dB)} + \text{attenuator factor(dB)}. \\ &= 4.2 + 10 = 14.2 \text{ (dB)} \end{aligned}$$

### 3 Test Result

#### 3.1 26dB & 99% Occupied Bandwidth Measurement

##### 3.1.1 Description of 26dB & 99% Occupied Bandwidth

This section is for reporting purpose only.

There is no restriction limits for bandwidth.

For Straddle Channel, according to KDB 789033 D02 General UNII Test Procedures New Rules v02r01, if the power and PSD of the devices are uniform and comply with the lower limits specified for the U-NII-2 bands, a single measurement over the entire emission bandwidth can be performed to show compliance.

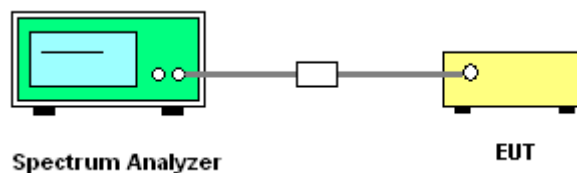
##### 3.1.2 Measuring Instruments

See list of measuring equipment of this test report.

##### 3.1.3 Test Procedures

1. The testing follows FCC KDB 789033 D02 General UNII Test Procedures New Rules v02r01. Section C) Emission bandwidth
2. Set RBW = approximately 1% of the emission bandwidth.
3. Set the VBW > RBW.
4. Detector = Peak.
5. Trace mode = max hold
6. Measure the maximum width of the emission that is 26 dB down from the peak of the emission. Compare this with the RBW setting of the analyzer. Readjust RBW and repeat measurement as needed until the RBW/EBW ratio is approximately 1%.
7. For 99% Bandwidth Measurement, the spectrum analyzer's resolution bandwidth (RBW) is set 1-5% of the emission bandwidth and set the Video bandwidth (VBW)  $\geq 3 * RBW$ .
8. Measure and record the results in the test report.

##### 3.1.4 Test Setup





3.1.5 Test Result of 26dB & 99% Occupied Bandwidth

Test Engineer :	Rebecca Li, Lena Lo, Derek Hsu, Shiming	Temperature :	21~25°C
	Liu, and AnAn Wu	Relative Humidity :	51~54%

<CDD Mode>

Band I												
Mod.	Data Rate	NTX	CH.	Freq. (MHz)	99% Bandwidth (MHz)		26 dB Bandwidth (MHz)		IC 99% Bandwidth Power Limit (dBm)		IC 99% Bandwidth EIRP Limit (dBm)	
					Ant 1	Ant 2	Ant 1	Ant 2	Ant 1	Ant 2	Ant 1	Ant 2
11a	6Mbps	1	36	5180	17.08	18.08	28.17	31.87	-	-	22.32	22.57
11a	6Mbps	1	44	5220	17.08	18.33	28.12	31.92	-	-	22.32	22.63
11a	6Mbps	1	48	5240	17.08	17.73	28.02	31.22	-	-	22.32	22.49
VHT20	MCS0	1	36	5180	18.23	18.28	28.92	30.02	-	-	22.61	22.62
VHT20	MCS0	1	44	5220	18.18	19.18	29.12	32.92	-	-	22.60	22.83
VHT20	MCS0	1	48	5240	18.13	18.68	28.52	30.67	-	-	22.58	22.71
VHT40	MCS0	1	38	5190	36.56	36.56	41.72	41.81	-	-	23.01	23.01
VHT40	MCS0	1	46	5230	36.56	36.76	41.90	49.45	-	-	23.01	23.01
VHT80	MCS0	1	42	5210	76.12	<b>76.36</b>	83.76	<b>84.24</b>	-	-	23.01	23.01
11a	6Mbps	2	36	5180	16.73	16.68	24.57	24.48	-	-	22.22	
11a	6Mbps	2	44	5220	16.78	16.73	24.73	25.23	-	-	22.23	
11a	6Mbps	2	48	5240	16.78	16.78	24.82	24.33	-	-	22.25	
VHT20	MCS0	2	36	5180	17.93	17.98	26.17	26.72	-	-	22.54	
VHT20	MCS0	2	44	5220	17.98	17.98	26.17	26.87	-	-	22.55	
VHT20	MCS0	2	48	5240	18.03	18.03	26.97	27.12	-	-	22.56	
VHT40	MCS0	2	38	5190	36.56	36.46	41.63	41.99	-	-	23.01	
VHT40	MCS0	2	46	5230	36.56	36.86	48.01	52.33	-	-	23.01	
VHT80	MCS0	2	42	5210	76.12	76.24	83.92	82.96	-	-	23.01	



Band II														
Mod.	Data Rate	NTX	CH.	Freq. (MHz)	99% Bandwidth (MHz)		26 dB Bandwidth (MHz)		IC 99% Bandwidth Power Limit (dBm)		IC 99% Bandwidth EIRP Limit (dBm)		FCC 26dB Bandwidth Power Limit (dBm)	
					Ant 1	Ant 2	Ant 1	Ant 2	Ant 1	Ant 2	Ant 1	Ant 2	Ant 1	Ant 2
11a	6Mbps	1	52	5260	17.03	17.48	26.07	29.82	23.31	23.43	29.31	29.43	23.98	23.98
11a	6Mbps	1	60	5300	17.08	17.53	27.57	29.77	23.32	23.44	29.32	29.44	23.98	23.98
11a	6Mbps	1	64	5320	17.08	17.08	27.22	26.87	23.32	23.32	29.32	29.32	23.98	23.98
VHT20	MCS0	1	52	5260	18.18	18.48	28.72	31.12	23.60	23.67	29.60	29.67	23.98	23.98
VHT20	MCS0	1	60	5300	18.18	18.48	27.62	31.37	23.60	23.67	29.60	29.67	23.98	23.98
VHT20	MCS0	1	64	5320	18.23	18.43	28.97	30.62	23.61	23.66	29.61	29.66	23.98	23.98
VHT40	MCS0	1	54	5270	36.66	36.96	42.08	56.28	23.98	23.98	30.00	30.00	23.98	23.98
VHT40	MCS0	1	62	5310	36.46	36.56	41.81	41.90	23.98	23.98	30.00	30.00	23.98	23.98
VHT80	MCS0	1	58	5290	76.12	76.24	83.28	84.88	23.98	23.98	30.00	30.00	23.98	23.98
11a	6Mbps	2	52	5260	16.73	16.78	24.82	25.82	23.23		29.23		23.98	
11a	6Mbps	2	60	5300	16.73	16.68	24.77	24.62	23.22		29.22		23.98	
11a	6Mbps	2	64	5320	16.78	16.68	24.82	24.88	23.22		29.22		23.98	
VHT20	MCS0	2	52	5260	17.93	17.98	26.42	26.17	23.54		29.54		23.98	
VHT20	MCS0	2	60	5300	17.98	18.03	26.07	26.02	23.55		29.55		23.98	
VHT20	MCS0	2	64	5320	17.93	17.93	26.47	26.62	23.54		29.54		23.98	
VHT40	MCS0	2	54	5270	36.66	36.76	41.99	51.52	23.98		30.00		23.98	
VHT40	MCS0	2	62	5310	36.46	36.56	41.72	42.08	23.98		30.00		23.98	
VHT80	MCS0	2	58	5290	76.24	76.24	83.28	82.80	23.98		30.00		23.98	





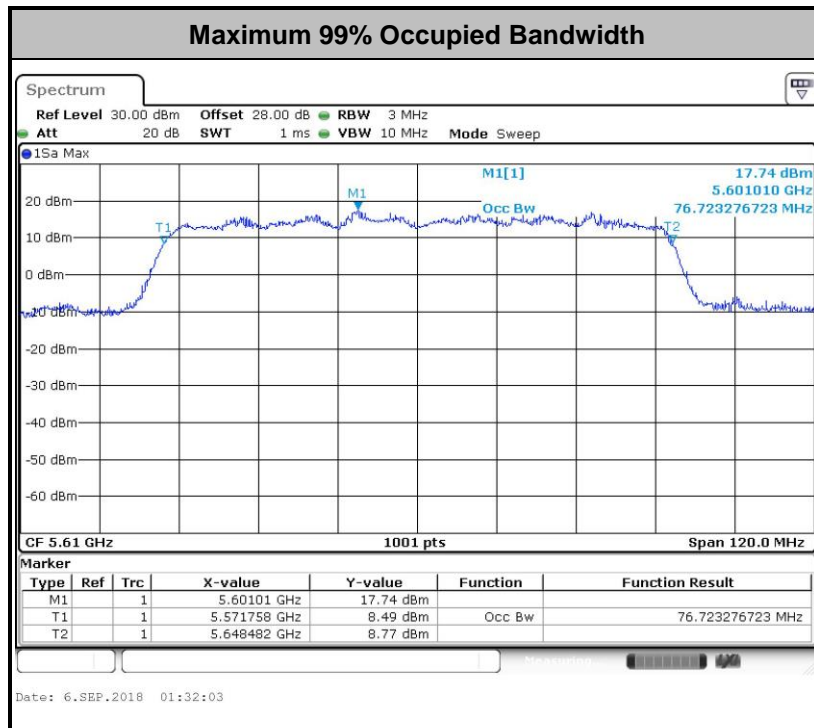
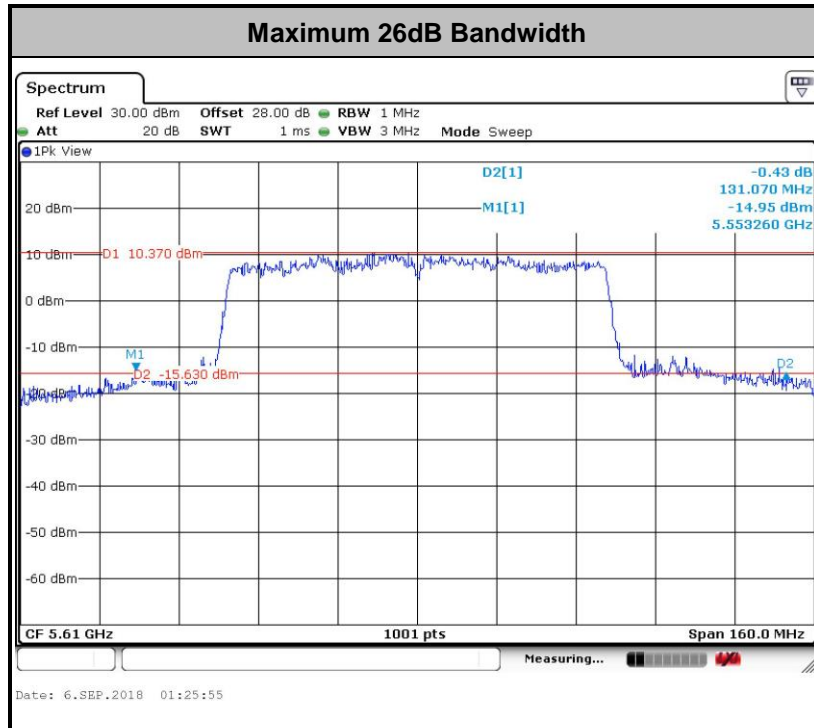
Band III																
Mod.	Data Rate	NTX	CH.	Freq. (MHz)	99% Bandwidth In U-NII 2C (MHz)		26 dB Bandwidth In U-NII 2C (MHz)		IC 99% Bandwidth Power Limit (dBm)		IC 99% Bandwidth EIRP Limit (dBm)		FCC 26dB Bandwidth Power Limit (dBm)		6 dB Bandwidth for Straddle Channel (MHz)	
					Ant 1	Ant 2	Ant 1	Ant 2	Ant 1	Ant 2	Ant 1	Ant 2	Ant 1	Ant 2	Ant 1	Ant 2
11a	6Mbps	1	100	5500	17.58	17.23	29.97	29.62	23.45	23.36	29.45	29.36	23.98	23.98	----	----
11a	6Mbps	1	116	5580	17.28	17.68	29.67	31.92	23.38	23.47	29.38	29.47	23.98	23.98	----	----
11a	6Mbps	1	140	5700	16.88	16.78	26.22	24.88	23.27	23.25	29.27	29.25	23.98	23.98	----	----
11a	6Mbps	1	144	5720	13.54	13.69	19.39	19.89	22.32	22.36	28.32	28.36	23.88	23.98	2.79	2.89
VHT20	MCS0	1	100	5500	18.38	18.63	31.02	31.52	23.64	23.70	29.64	29.70	23.98	23.98	----	----
VHT20	MCS0	1	116	5580	18.33	19.48	29.97	34.07	23.63	23.90	29.63	29.90	23.98	23.98	----	----
VHT20	MCS0	1	140	5700	17.98	17.98	26.62	26.52	23.55	23.55	29.55	29.55	23.98	23.98	----	----
VHT20	MCS0	1	144	5720	14.09	14.24	20.03	20.83	22.49	22.54	28.49	28.54	23.98	23.98	3.39	3.14
VHT40	MCS0	1	102	5510	36.46	36.46	41.90	42.08	23.98	23.98	30.00	30.00	23.98	23.98	----	----
VHT40	MCS0	1	110	5550	36.66	36.86	42.35	49.72	23.98	23.98	30.00	30.00	23.98	23.98	----	----
VHT40	MCS0	1	134	5670	36.76	36.96	42.26	56.73	23.98	23.98	30.00	30.00	23.98	23.98	----	----
VHT40	MCS0	1	142	5710	33.28	33.28	36.04	36.40	23.98	23.98	30.00	30.00	23.98	23.98	2.58	2.58
VHT80	MCS0	1	106	5530	76.24	76.12	84.24	83.76	23.98	23.98	30.00	30.00	23.98	23.98	----	----
VHT80	MCS0	1	122	5610	76.48	76.60	99.26	118.44	23.98	23.98	30.00	30.00	23.98	23.98	----	----
VHT80	MCS0	1	138	5690	73.00	73.12	91.42	92.06	23.98	23.98	30.00	30.00	23.98	23.98	2.64	2.52



Band III																
Mod.	Data Rate	NTX	CH.	Freq. (MHz)	99% Bandwidth In U-NII 2C (MHz)		26 dB Bandwidth In U-NII 2C (MHz)		IC 99% Bandwidth Power Limit (dBm)		IC 99% Bandwidth EIRP Limit (dBm)		FCC 26dB Bandwidth Power Limit (dBm)		6 dB Bandwidth for Straddle Channel (MHz)	
					Ant 1	Ant 2	Ant 1	Ant 2	Ant 1	Ant 2	Ant 1	Ant 2	Ant 1	Ant 2	Ant 1	Ant 2
11a	6Mbps	2	100	5500	16.73	16.63	24.98	25.02	23.21	23.21	29.21	29.21	23.98	23.98	----	----
11a	6Mbps	2	116	5580	16.83	16.73	25.48	24.68	23.23	23.23	29.23	29.23	23.98	23.98	----	----
11a	6Mbps	2	140	5700	16.73	16.68	24.68	24.57	23.22	23.22	29.22	29.22	23.98	23.98	----	----
11a	6Mbps	2	144	5720	13.39	13.34	17.14	17.04	22.25	22.25	28.25	28.25	23.31	23.31	2.89	2.55
VHT20	MCS0	2	100	5500	18.03	17.83	26.57	25.02	23.51	23.51	29.51	29.51	23.98	23.98	----	----
VHT20	MCS0	2	116	5580	18.03	17.93	26.52	25.82	23.54	23.54	29.54	29.54	23.98	23.98	----	----
VHT20	MCS0	2	140	5700	17.98	17.83	26.57	25.27	23.51	23.51	29.51	29.51	23.98	23.98	----	----
VHT20	MCS0	2	144	5720	13.99	13.94	18.59	17.84	22.44	22.44	28.44	28.44	23.51	23.51	3.14	3.14
VHT40	MCS0	2	102	5510	36.46	36.46	41.99	41.99	23.98	23.98	30.00	30.00	23.98	23.98	----	----
VHT40	MCS0	2	110	5550	36.96	36.96	59.97	60.60	23.98	23.98	30.00	30.00	23.98	23.98	----	----
VHT40	MCS0	2	134	5670	36.96	37.06	56.73	63.12	23.98	23.98	30.00	30.00	23.98	23.98	----	----
VHT40	MCS0	2	142	5710	33.38	33.38	41.25	38.56	23.98	23.98	30.00	30.00	23.98	23.98	2.58	2.58
VHT80	MCS0	2	106	5530	76.12	76.00	84.08	83.92	23.98	23.98	30.00	30.00	23.98	23.98	----	----
VHT80	MCS0	2	122	5610	<b>76.72</b>	<b>76.72</b>	130.75	<b>131.07</b>	23.98	23.98	30.00	30.00	23.98	23.98	----	----
VHT80	MCS0	2	138	5690	73.00	73.12	91.58	83.91	23.98	23.98	30.00	30.00	23.98	23.98	2.52	2.52



<CDD Mode>



**Note:** The occupied channel bandwidth is maintained within the band of operation for all of the modulations.



<TXBF Modes>

Band I												
Mod.	Data Rate	NTX	CH.	Freq. (MHz)	99% Bandwidth (MHz)		26 dB Bandwidth (MHz)		IC 99% Bandwidth Power Limit (dBm)		IC 99% Bandwidth EIRP Limit (dBm)	
					Ant 1	Ant 2	Ant 1	Ant 2	Ant 1	Ant 2	Ant 1	Ant 2
VHT20	MCS0	2	36	5180	17.88	17.88	25.17	25.72	-	-	22.52	-
VHT20	MCS0	2	44	5220	17.93	17.83	24.78	26.09	-	-	22.51	-
VHT20	MCS0	2	48	5240	17.88	17.88	25.37	26.12	-	-	22.52	-
VHT40	MCS0	2	38	5190	36.46	36.46	42.35	41.63	-	-	23.01	-
VHT40	MCS0	2	46	5230	36.56	36.76	52.96	72.47	-	-	23.01	-
VHT80	MCS0	2	42	5210	<b>76.96</b>	76.84	<b>82.96</b>	82.64	-	-	23.01	-

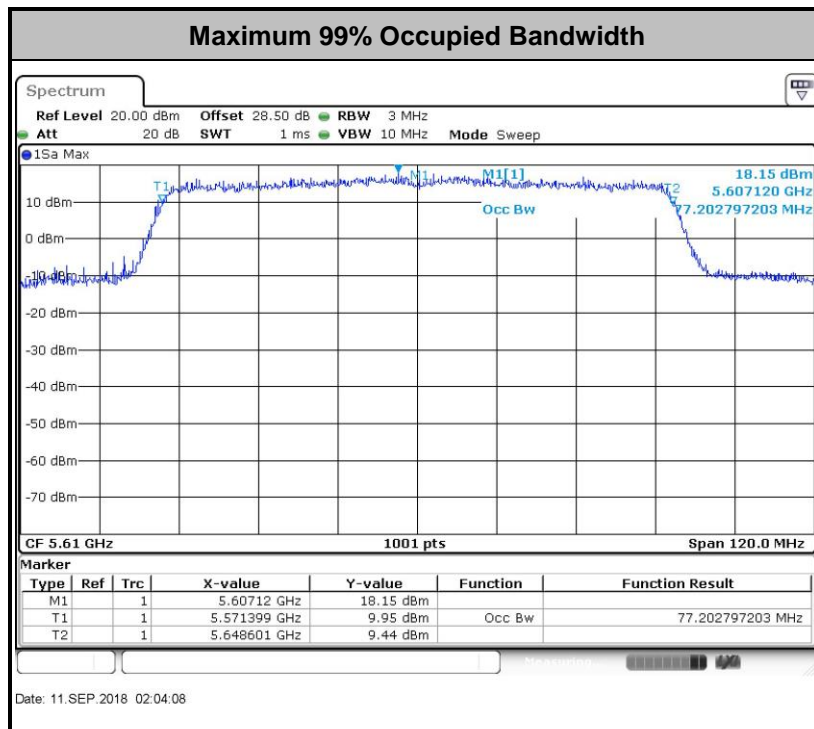
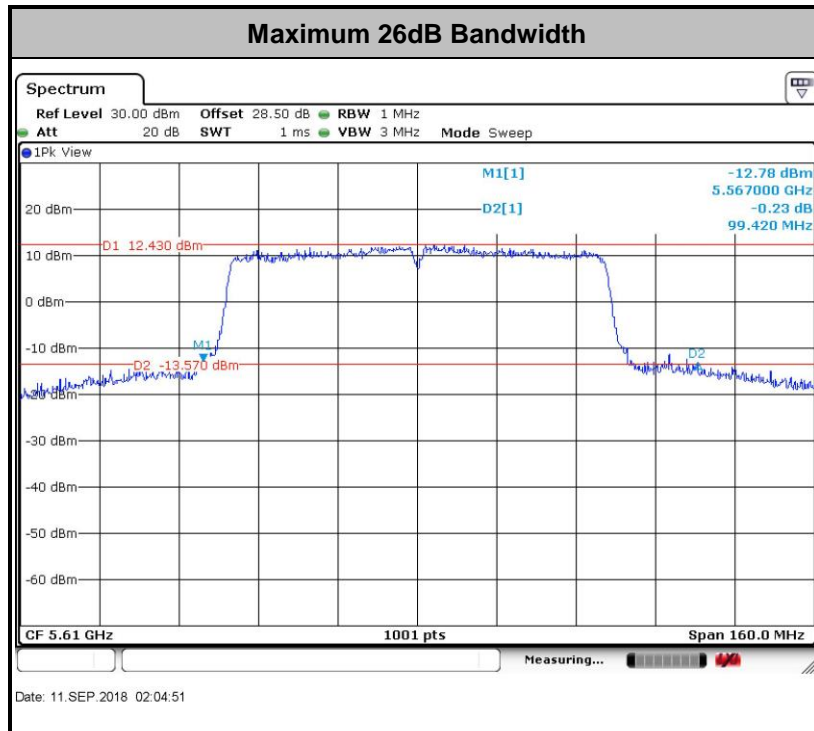
Band II														
Mod.	Data Rate	NTX	CH.	Freq. (MHz)	99% Bandwidth (MHz)		26 dB Bandwidth (MHz)		IC 99% Bandwidth Power Limit (dBm)		IC 99% Bandwidth EIRP Limit (dBm)		FCC 26dB Bandwidth Power Limit (dBm)	
					Ant 1	Ant 2	Ant 1	Ant 2	Ant 1	Ant 2	Ant 1	Ant 2	Ant 1	Ant 2
VHT20	MCS0	2	52	5260	17.88	17.88	25.52	24.93	23.52	23.52	29.52	29.52	23.98	23.98
VHT20	MCS0	2	60	5300	17.93	17.88	25.82	26.12	23.52	23.52	29.52	29.52	23.98	23.98
VHT20	MCS0	2	64	5320	17.88	17.88	25.18	25.82	23.52	23.52	29.52	29.52	23.98	23.98
VHT40	MCS0	2	54	5270	36.56	36.86	55.48	63.21	23.98	23.98	30.00	30.00	23.98	23.98
VHT40	MCS0	2	62	5310	36.56	36.46	41.99	41.63	23.98	23.98	30.00	30.00	23.98	23.98
VHT80	MCS0	2	58	5290	<b>76.72</b>	<b>76.72</b>	82.80	<b>83.28</b>	23.98	23.98	30.00	30.00	23.98	23.98



Band III																
Mod.	Data Rate	NTX	CH.	Freq. (MHz)	99% Bandwidth In U-NII 2C (MHz)		26 dB Bandwidth In U-NII 2C (MHz)		IC 99% Bandwidth Power Limit (dBm)		IC 99% Bandwidth EIRP Limit (dBm)		FCC 26dB Bandwidth Power Limit (dBm)		6 dB Bandwidth for Straddle Channel (MHz)	
					Ant 1	Ant 2	Ant 1	Ant 2	Ant 1	Ant 2	Ant 1	Ant 2	Ant 1	Ant 2	Ant 1	Ant 2
VHT20	MCS0	2	100	5500	17.98	17.83	25.43	26.37	23.51	29.51	23.98	---	---			
VHT20	MCS0	2	116	5580	17.98	17.88	25.33	25.87	23.52	29.52	23.98	---	---			
VHT20	MCS0	2	140	5700	17.93	17.83	25.38	25.82	23.51	29.51	23.98	---	---			
VHT20	MCS0	2	144	5720	13.94	13.89	24.48	18.29	22.43	28.43	23.62	3.783	3.791			
VHT40	MCS0	2	102	5510	36.46	36.46	41.99	42.07	23.98	30.00	23.98	---	---			
VHT40	MCS0	2	110	5550	36.66	36.66	44.69	55.65	23.98	30.00	23.98	---	---			
VHT40	MCS0	2	134	5670	36.76	36.66	70.49	69.86	23.98	30.00	23.98	---	---			
VHT40	MCS0	2	142	5710	33.28	33.28	36.22	42.78	23.98	30.00	23.98	2.893	3.162			
VHT80	MCS0	2	106	5530	76.84	76.96	83.76	83.60	23.98	30.00	23.98	---	---			
VHT80	MCS0	2	122	5610	77.20	77.20	96.38	99.42	23.98	30.00	23.98	---	---			
VHT80	MCS0	2	138	5690	73.36	73.36	79.12	81.51	23.98	30.00	23.98	2.57	2.57			



<TXBF Modes>



**Note:** The occupied channel bandwidth is maintained within the band of operation for all of the modulations.



## 3.2 Maximum Conducted Output Power Measurement

### 3.2.1 Limit of Maximum Conducted Output Power

<FCC 14-30 CFR 15.407>

**For the 5.15–5.25 GHz bands:**

- For mobile and portable client devices in the 5.15–5.25 GHz band, the maximum conducted output power over the frequency band of operation shall not exceed 250 mW. For an indoor access point operating in the band 5.15-5.25 GHz, the maximum conducted output power over the frequency band of operation shall not exceed 1 W.

**For the 5.25–5.725 GHz bands:**

- The maximum conducted output power over the frequency bands of operation shall not exceed the lesser of 250 mW or  $11 \text{ dBm} + 10 \log B$ , where B is the 26 dB emission bandwidth in megahertz.

For Straddle Channel, according to KDB 789033 D02 General UNII Test Procedures New Rules v02r01, if the power and PSD of the devices are uniform and comply with the lower limits specified for the U-NII-2 bands, a single measurement over the entire emission bandwidth can be performed to show compliance.

If transmitting antennas of directional gain greater than 6 dBi are used, the peak output power shall be reduced by the amount in dB that the directional gain of the antenna exceeds 6 dBi.

Note that U-NII-2 band, devices with a maximum e.i.r.p. greater than 500 mW shall implement TPC in order to have the capability to operate at least 6 dB below the maximum permitted e.i.r.p. of 1 W.

### 3.2.2 Measuring Instruments

See list of measuring equipment of this test report.

### 3.2.3 Test Procedures

#### <CDD Modes>

The testing follows Method PM of FCC KDB 789033 D02 General UNII Test Procedures New Rules v02r01.

Method PM (Measurement using an RF average power meter):

1. Measurement is performed using a wideband RF power meter.
2. The EUT is configured to transmit continuously with a consistent duty cycle at its maximum power control level.
3. Measure the average power of the transmitter, and the average power is corrected with duty factor,  $10 \log(1/x)$ , where x is the duty cycle.

#### <TXBF Modes>

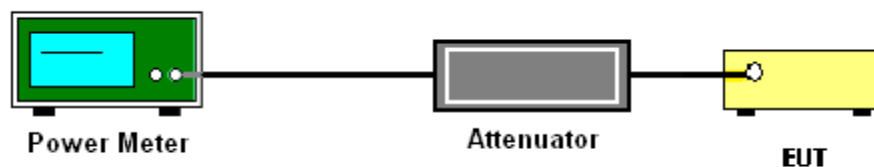
The testing follows Method PM-G of FCC KDB 789033 D02 General UNII Test Procedures New Rules v02r01 for TXBF modes.

Method PM-G (Measurement using a gated RF average power meter):

1. Measurement is performed using a wideband RF power meter.
2. The EUT is configured to transmit at its maximum power control level.
3. Measure the average power of the transmitter
4. Since the measurement is made only during the ON time of the transmitter, no duty cycle correction factor is required.

For Straddle Channel, according to KDB 789033 D02 General UNII Test Procedures New Rules v02r01, if the power and PSD of the devices are uniform and comply with the lower limits specified for the U-NII-2 bands, a single measurement over the entire emission bandwidth can be performed to show compliance.

### 3.2.4 Test Setup







3.2.5 Test Result of Maximum Conducted Output Power

Test Engineer :	Rebecca Li, Lena Lo, Derek Hsu, Shiming	Temperature :	21~25°C
	Liu, and AnAn Wu	Relative Humidity :	51~54%

<CDD Mode>

FCC Band I														
Mod.	Data Rate	NTX	CH.	Freq. (MHz)	Duty Factor (dB)		Average Conducted Power (dBm)			FCC Conducted Power Limit (dBm)		DG (dBi)		Pass/Fail
					Ant 1	Ant 2	Ant 1	Ant 2	SUM	Ant 1	Ant 2	Ant 1	Ant 2	
11a	6Mbps	1	36	5180	0.33	0.30	20.48	20.32		24.00	24.00	2.65	2.26	Pass
11a	6Mbps	1	44	5220	0.33	0.30	20.45	20.15		24.00	24.00	2.65	2.26	Pass
11a	6Mbps	1	48	5240	0.33	0.30	20.36	20.10		24.00	24.00	2.65	2.26	Pass
HT20	MCS0	1	36	5180	0.32	0.35	20.34	19.77		24.00	24.00	2.65	2.26	Pass
HT20	MCS0	1	44	5220	0.32	0.35	20.24	20.40		24.00	24.00	2.65	2.26	Pass
HT20	MCS0	1	48	5240	0.32	0.35	20.08	20.26		24.00	24.00	2.65	2.26	Pass
HT40	MCS0	1	38	5190	0.61	0.68	17.14	15.19		24.00	24.00	2.65	2.26	Pass
HT40	MCS0	1	46	5230	0.61	0.68	20.14	20.21		24.00	24.00	2.65	2.26	Pass
VHT20	MCS0	1	36	5180	0.32	0.35	20.44	19.81		24.00	24.00	2.65	2.26	Pass
VHT20	MCS0	1	44	5220	0.32	0.35	20.27	20.42		24.00	24.00	2.65	2.26	Pass
VHT20	MCS0	1	48	5240	0.32	0.35	20.15	20.30		24.00	24.00	2.65	2.26	Pass
VHT40	MCS0	1	38	5190	0.67	0.59	17.18	15.22		24.00	24.00	2.65	2.26	Pass
VHT40	MCS0	1	46	5230	0.67	0.59	20.16	20.23		24.00	24.00	2.65	2.26	Pass
VHT80	MCS0	1	42	5210	0.67	0.67	17.50	15.53		24.00	24.00	2.65	2.26	Pass



FCC Band I														
Mod.	Data Rate	NTX	CH.	Freq. (MHz)	Duty Factor (dB)		Average Conducted Power (dBm)			FCC Conducted Power Limit (dBm)		DG (dBi)		Pass/Fail
					Ant 1	Ant 2	Ant 1	Ant 2	SUM	Ant 1	Ant 2	Ant 1	Ant 2	
11a	6Mbps	2	36	5180	0.27	0.33	17.68	17.79	20.75	24.00		2.65		Pass
11a	6Mbps	2	44	5220	0.27	0.33	17.66	17.76	20.72	24.00		2.65		Pass
11a	6Mbps	2	48	5240	0.27	0.33	17.99	18.19	21.10	24.00		2.65		Pass
HT20	MCS0	2	36	5180	0.32	0.35	18.18	18.13	21.16	24.00		2.65		Pass
HT20	MCS0	2	44	5220	0.32	0.35	18.05	18.07	21.07	24.00		2.65		Pass
HT20	MCS0	2	48	5240	0.32	0.35	18.38	18.60	21.50	24.00		2.65		Pass
HT40	MCS0	2	38	5190	0.64	0.57	15.64	15.60	18.63	24.00		2.65		Pass
HT40	MCS0	2	46	5230	0.64	0.57	20.26	19.99	23.14	24.00		2.65		Pass
VHT20	MCS0	2	36	5180	0.32	0.29	18.22	18.12	21.18	24.00		2.65		Pass
VHT20	MCS0	2	44	5220	0.32	0.29	18.11	18.03	21.08	24.00		2.65		Pass
VHT20	MCS0	2	48	5240	0.32	0.29	18.47	18.61	21.55	24.00		2.65		Pass
VHT40	MCS0	2	38	5190	0.67	0.59	15.68	15.64	18.67	24.00		2.65		Pass
VHT40	MCS0	2	46	5230	0.67	0.59	20.31	20.17	<b>23.25</b>	24.00		2.65		Pass
VHT80	MCS0	2	42	5210	0.61	0.67	13.17	13.48	16.34	24.00		2.65		Pass



FCC Band II															
Mod.	Data Rate	NTX	CH.	Freq. (MHz)	Duty Factor (dB)		Average Conducted Power (dBm)			FCC Conducted Power Limit (dBm)		DG (dBi)		EIRP Power Limit (dBm)	Pass/Fail
					Ant 1	Ant 2	Ant 1	Ant 2	SUM	Ant 1	Ant 2	Ant 1	Ant 2		
11a	6Mbps	1	52	5260	0.33	0.30	20.43	20.13		23.98	23.98	3.45	3.07	30	Pass
11a	6Mbps	1	60	5300	0.33	0.30	20.28	20.11		23.98	23.98	3.45	3.07	30	Pass
11a	6Mbps	1	64	5320	0.33	0.30	20.41	19.99		23.98	23.98	3.45	3.07	30	Pass
HT20	MCS0	1	52	5260	0.32	0.35	20.18	20.34		-	-	3.45	3.07	30	Pass
HT20	MCS0	1	60	5300	0.32	0.35	20.07	20.29		-	-	3.45	3.07	30	Pass
HT20	MCS0	1	64	5320	0.32	0.35	20.19	19.85		-	-	3.45	3.07	30	Pass
HT40	MCS0	1	54	5270	0.61	0.68	20.12	20.16		-	-	3.45	3.07	30	Pass
HT40	MCS0	1	62	5310	0.61	0.68	16.81	14.82		-	-	3.45	3.07	30	Pass
VHT20	MCS0	1	52	5260	0.32	0.35	20.18	20.36		23.98	23.98	3.45	3.07	30	Pass
VHT20	MCS0	1	60	5300	0.32	0.35	20.17	20.30		23.98	23.98	3.45	3.07	30	Pass
VHT20	MCS0	1	64	5320	0.32	0.35	20.26	19.91		23.98	23.98	3.45	3.07	30	Pass
VHT40	MCS0	1	54	5270	0.67	0.59	20.14	20.19		23.98	23.98	3.45	3.07	30	Pass
VHT40	MCS0	1	62	5310	0.67	0.59	16.94	14.83		23.98	23.98	3.45	3.07	30	Pass
VHT80	MCS0	1	58	5290	0.67	0.67	15.70	14.15		23.98	23.98	3.45	3.07	30	Pass



FCC Band II															
Mod.	Data Rate	NTX	CH.	Freq. (MHz)	Duty Factor (dB)		Average Conducted Power (dBm)			FCC Conducted Power Limit (dBm)		DG (dBi)		EIRP Power Limit (dBm)	Pass/Fail
					Ant 1	Ant 2	Ant 1	Ant 2	SUM	Ant 1	Ant 2	Ant 1	Ant 2		
11a	6Mbps	2	52	5260	0.27	0.33	17.93	18.25	21.10	23.98	3.45	30	Pass		
11a	6Mbps	2	60	5300	0.27	0.33	17.41	17.76	20.60	23.98	3.45	30	Pass		
11a	6Mbps	2	64	5320	0.27	0.33	17.43	17.86	20.66	23.98	3.45	30	Pass		
HT20	MCS0	2	52	5260	0.32	0.35	17.88	18.16	21.03	-	3.45	30	Pass		
HT20	MCS0	2	60	5300	0.32	0.35	17.72	18.11	20.93	-	3.45	30	Pass		
HT20	MCS0	2	64	5320	0.32	0.35	17.85	18.23	21.05	-	3.45	30	Pass		
HT40	MCS0	2	54	5270	0.64	0.57	20.06	19.98	23.03	-	3.45	30	Pass		
HT40	MCS0	2	62	5310	0.64	0.57	14.44	14.69	17.57	-	3.45	30	Pass		
VHT20	MCS0	2	52	5260	0.32	0.29	17.92	18.17	21.05	23.98	3.45	30	Pass		
VHT20	MCS0	2	60	5300	0.32	0.29	17.80	18.11	20.97	23.98	3.45	30	Pass		
VHT20	MCS0	2	64	5320	0.32	0.29	17.87	18.27	21.08	23.98	3.45	30	Pass		
VHT40	MCS0	2	54	5270	0.67	0.59	20.12	20.14	23.14	23.98	3.45	30	Pass		
VHT40	MCS0	2	62	5310	0.67	0.59	14.49	14.74	17.63	23.98	3.45	30	Pass		
VHT80	MCS0	2	58	5290	0.61	0.67	10.06	10.17	13.12	23.98	3.45	30	Pass		



FCC Band III															
Mod.	Data Rate	NTX	CH.	Freq. (MHz)	Duty Factor (dB)		Average Conducted Power (dBm)			FCC Conducted Power Limit (dBm)		DG (dBi)		EIRP Power Limit (dBm)	Pass/Fail
					Ant 1	Ant 2	Ant 1	Ant 2	SUM	Ant 1	Ant 2	Ant 1	Ant 2		
11a	6Mbps	1	100	5500	0.33	0.30	20.49	20.12		23.98	23.98	3.50	3.54	30	Pass
11a	6Mbps	1	116	5580	0.33	0.30	20.42	20.05		23.98	23.98	3.50	3.54	30	Pass
11a	6Mbps	1	140	5700	0.33	0.30	19.44	16.57		23.98	23.98	3.50	3.54	30	Pass
11a	6Mbps	1	144	5720	0.33	0.30	20.31	20.02		23.88	23.98	3.50	3.54	30	Pass
HT20	MCS0	1	100	5500	0.32	0.35	20.33	20.26		-	-	3.50	3.54	30	Pass
HT20	MCS0	1	116	5580	0.32	0.35	20.27	20.44		-	-	3.50	3.54	30	Pass
HT20	MCS0	1	140	5700	0.32	0.35	16.93	16.92		-	-	3.50	3.54	30	Pass
HT20	MCS0	1	144	5720	0.32	0.35	20.12	20.47		-	-	3.50	3.54	30	Pass
HT40	MCS0	1	102	5510	0.61	0.68	17.43	16.43		-	-	3.50	3.54	30	Pass
HT40	MCS0	1	110	5550	0.61	0.68	20.08	20.10		-	-	3.50	3.54	30	Pass
HT40	MCS0	1	134	5670	0.61	0.68	19.99	20.25		-	-	3.50	3.54	30	Pass
HT40	MCS0	1	142	5710	0.61	0.68	20.11	20.06		-	-	3.50	3.54	30	Pass
VHT20	MCS0	1	100	5500	0.32	0.35	20.41	20.29		23.98	23.98	3.50	3.54	30	Pass
VHT20	MCS0	1	116	5580	0.32	0.35	20.28	20.46		23.98	23.98	3.50	3.54	30	Pass
VHT20	MCS0	1	140	5700	0.32	0.35	17.12	16.97		23.98	23.98	3.50	3.54	30	Pass
VHT20	MCS0	1	144	5720	0.32	0.35	20.15	20.49		23.98	23.98	3.50	3.54	30	Pass
VHT40	MCS0	1	102	5510	0.67	0.59	17.52	16.44		23.98	23.98	3.50	3.54	30	Pass
VHT40	MCS0	1	110	5550	0.67	0.59	20.11	20.31		23.98	23.98	3.50	3.54	30	Pass
VHT40	MCS0	1	134	5670	0.67	0.59	20.03	20.27		23.98	23.98	3.50	3.54	30	Pass
VHT40	MCS0	1	142	5710	0.67	0.59	20.13	20.38		23.98	23.98	3.50	3.54	30	Pass
VHT80	MCS0	1	106	5530	0.67	0.67	15.62	14.92		23.98	23.98	3.50	3.54	30	Pass
VHT80	MCS0	1	122	5610	0.67	0.67	19.81	20.09		23.98	23.98	3.50	3.54	30	Pass
VHT80	MCS0	1	138	5690	0.67	0.67	20.14	20.11		23.98	23.98	3.50	3.54	30	Pass



FCC Band III															
Mod.	Data Rate	NTX	CH.	Freq. (MHz)	Duty Factor (dB)		Average Conducted Power (dBm)			FCC Conducted Power Limit (dBm)		DG (dBi)		EIRP Power Limit (dBm)	Pass/Fail
					Ant 1	Ant 2	Ant 1	Ant 2	SUM	Ant 1	Ant 2	Ant 1	Ant 2		
11a	6Mbps	2	100	5500	0.27	0.33	17.12	17.18	20.16	23.98	3.54	30	Pass		
11a	6Mbps	2	116	5580	0.27	0.33	17.40	17.47	20.45	23.98	3.54	30	Pass		
11a	6Mbps	2	140	5700	0.27	0.33	16.47	16.63	19.56	23.98	3.54	30	Pass		
11a	6Mbps	2	144	5720	0.27	0.33	17.46	17.82	20.65	23.31	3.54	30	Pass		
HT20	MCS0	2	100	5500	0.32	0.35	17.42	17.48	20.46	-	3.54	30	Pass		
HT20	MCS0	2	116	5580	0.32	0.35	17.77	17.80	20.79	-	3.54	30	Pass		
HT20	MCS0	2	140	5700	0.32	0.35	15.17	15.35	18.27	-	3.54	30	Pass		
HT20	MCS0	2	144	5720	0.32	0.35	17.50	17.60	20.56	-	3.54	30	Pass		
HT40	MCS0	2	102	5510	0.64	0.57	16.64	16.57	19.61	-	3.54	30	Pass		
HT40	MCS0	2	110	5550	0.64	0.57	20.25	20.17	23.22	-	3.54	30	Pass		
HT40	MCS0	2	134	5670	0.64	0.57	20.20	20.27	23.24	-	3.54	30	Pass		
HT40	MCS0	2	142	5710	0.64	0.57	20.15	20.31	23.24	-	3.54	30	Pass		
VHT20	MCS0	2	100	5500	0.32	0.29	17.45	17.61	20.54	23.98	3.54	30	Pass		
VHT20	MCS0	2	116	5580	0.32	0.29	17.83	17.76	20.80	23.98	3.54	30	Pass		
VHT20	MCS0	2	140	5700	0.32	0.29	15.44	15.34	18.40	23.98	3.54	30	Pass		
VHT20	MCS0	2	144	5720	0.32	0.29	17.51	17.63	20.58	23.51	3.54	30	Pass		
VHT40	MCS0	2	102	5510	0.67	0.59	16.73	16.66	19.71	23.98	3.54	30	Pass		
VHT40	MCS0	2	110	5550	0.67	0.59	20.30	20.24	23.28	23.98	3.54	30	Pass		
VHT40	MCS0	2	134	5670	0.67	0.59	20.28	20.31	23.31	23.98	3.54	30	Pass		
VHT40	MCS0	2	142	5710	0.67	0.59	20.22	20.37	23.31	23.98	3.54	30	Pass		
VHT80	MCS0	2	106	5530	0.61	0.67	13.59	13.65	16.63	23.98	3.54	30	Pass		
VHT80	MCS0	2	122	5610	0.61	0.67	20.02	20.07	23.05	23.98	3.54	30	Pass		
VHT80	MCS0	2	138	5690	0.61	0.67	20.19	20.27	23.24	23.98	3.54	30	Pass		



<TXBF Mode>

FCC Band I														
Mod.	Data Rate	NTX	CH.	Freq. (MHz)	Duty Factor (dB)		Average Conducted Power (dBm)			FCC Conducted Power Limit (dBm)		DG (dBi)		Pass/Fail
					Ant 1	Ant 2	Ant 1	Ant 2	SUM	Ant 1	Ant 2	Ant 1	Ant 2	
VHT20	MCS0	2	36	5180	0.00	0.00	17.00	17.10	20.06	24.00	5.47		Pass	
VHT20	MCS0	2	44	5220	0.00	0.00	17.30	17.20	20.26	24.00	5.47		Pass	
VHT20	MCS0	2	48	5240	0.00	0.00	17.30	17.00	20.16	24.00	5.47		Pass	
VHT40	MCS0	2	38	5190	0.00	0.00	15.40	15.70	18.56	24.00	5.47		Pass	
VHT40	MCS0	2	46	5230	0.00	0.00	20.20	20.20	23.21	24.00	5.47		Pass	
VHT80	MCS0	2	42	5210	0.00	0.00	12.80	13.10	15.96	24.00	5.47		Pass	

FCC Band II															
Mod.	Data Rate	NTX	CH.	Freq. (MHz)	Duty Factor (dB)		Average Conducted Power (dBm)			FCC Conducted Power Limit (dBm)		DG (dBi)		EIRP Power Limit (dBm)	Pass/Fail
					Ant 1	Ant 2	Ant 1	Ant 2	SUM	Ant 1	Ant 2	Ant 1	Ant 2		
VHT20	MCS0	2	52	5260	0.00	0.00	16.80	17.10	19.96	23.71	6.27	30	Pass		
VHT20	MCS0	2	60	5300	0.00	0.00	16.70	17.20	19.97	23.71	6.27	30	Pass		
VHT20	MCS0	2	64	5320	0.00	0.00	16.70	17.30	20.02	23.71	6.27	30	Pass		
VHT40	MCS0	2	54	5270	0.00	0.00	19.80	20.20	23.01	23.71	6.27	30	Pass		
VHT40	MCS0	2	62	5310	0.00	0.00	13.60	14.20	16.92	23.71	6.27	30	Pass		
VHT80	MCS0	2	58	5290	0.00	0.00	10.70	12.30	14.58	23.71	6.27	30	Pass		



FCC Band III															
Mod.	Data Rate	NTX	CH.	Freq. (MHz)	Duty Factor (dB)		Average Conducted Power (dBm)			FCC Conducted Power Limit (dBm)		DG (dBi)		EIRP Power Limit (dBm)	Pass/Fail
					Ant 1	Ant 2	Ant 1	Ant 2	SUM	Ant 1	Ant 2	Ant 1	Ant 2		
VHT20	MCS0	2	100	5500	0.00	0.00	16.80	17.20	20.01	23.45	6.53	30	Pass		
VHT20	MCS0	2	116	5580	0.00	0.00	16.50	16.90	19.71	23.45	6.53	30	Pass		
VHT20	MCS0	2	140	5700	0.00	0.00	17.20	17.70	20.47	23.45	6.53	30	Pass		
VHT20	MCS0	2	144	5720	0.00	0.00	17.10	17.30	20.21	23.09	6.53	30	Pass		
VHT40	MCS0	2	102	5510	0.00	0.00	15.50	15.70	18.61	23.45	6.53	30	Pass		
VHT40	MCS0	2	110	5550	0.00	0.00	19.60	20.10	22.87	23.45	6.53	30	Pass		
VHT40	MCS0	2	134	5670	0.00	0.00	19.50	20.30	22.93	23.45	6.53	30	Pass		
VHT40	MCS0	2	142	5710	0.00	0.00	19.50	19.60	22.56	23.45	6.53	30	Pass		
VHT80	MCS0	2	106	5530	0.00	0.00	13.00	13.20	16.11	23.45	6.53	30	Pass		
VHT80	MCS0	2	122	5610	0.00	0.00	19.30	20.20	22.78	23.45	6.53	30	Pass		
VHT80	MCS0	2	138	5690	0.00	0.00	19.00	19.70	22.37	23.45	6.53	30	Pass		





## **3.3 Power Spectral Density Measurement**

### **3.3.1 Limit of Power Spectral Density**

#### **<FCC 14-30 CFR 15.407>**

##### **For the 5.15–5.25 GHz bands:**

For mobile and portable client devices in the 5.15–5.25 GHz band, the maximum power spectral density shall not exceed 11 dBm in any 1.0 MHz band. For an indoor access point operating in the band 5.15-5.25 GHz, the maximum power spectral density shall not exceed 17 dBm in any 1.0 MHz band.

##### **For the 5.25–5.725 GHz bands:**

The maximum power spectral density shall not exceed 11 dBm in any 1.0 MHz band.

For Straddle Channel, according to KDB 789033 D02 General UNII Test Procedures New Rules v02r01, if the power and PSD of the devices are uniform and comply with the lower limits specified for the U-NII-2 bands, a single measurement over the entire emission bandwidth can be performed to show compliance.

If transmitting antennas of directional gain greater than 6 dBi are used, the peak output power shall be reduced by the amount in dB that the directional gain of the antenna exceeds 6 dBi.

### **3.3.2 Measuring Instruments**

See list of measuring equipment of this test report.



### 3.3.3 Test Procedures

The testing follows FCC KDB 789033 D02 General UNII Test Procedures New Rules v02r01.  
Section F) Maximum power spectral density.

#### <CDD Modes>

##### # Method SA-2 #

(trace averaging across on and off times of the EUT transmissions, followed by duty cycle correction).

- Measure the duty cycle.
- Set span to encompass the entire emission bandwidth (EBW) of the signal.
- Set RBW = 1 MHz.
- Set VBW  $\geq$  3 MHz.
- Number of points in sweep  $\geq$  2 Span / RBW.
- Sweep time = auto.
- Detector = RMS
- Trace average at least 100 traces in power averaging mode.
- Add  $10 \log(1/x)$ , where x is the duty cycle, to the measured power in order to compute the average power during the actual transmission times. For example, add  $10 \log(1/0.25) = 6$  dB if the duty cycle is 25 percent.

#### <TXBF Modes>

##### # Method SA-3 #

(power averaging (rms) detection with max hold):

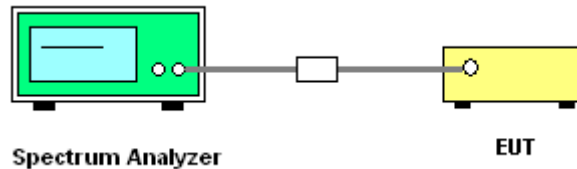
- Set span to encompass the entire emission bandwidth (EBW) of the signal.
- Set RBW = 1 MHz.
- Set VBW  $\geq$  3 MHz
- Number of points in sweep  $\geq$  2 Span / RBW.
- Sweep time  $\leq$  (number of points in sweep)  $\times$  T, when duty cycle is less than 98 percent where T is the minimum transmission duration over which the transmitter is on and is transmitting at its maximum power control level for the tested mode of operation.
- Detector = power averaging (rms).
- Trace mode = max hold.
- Allow max hold to run for at least 60 seconds, or longer as needed to allow the trace to stabilize.

1. The RF output of EUT was connected to the spectrum analyzer by a low loss cable.
2. Each plot has already offset with cable loss, and attenuator loss. Measure the PPSD and record it.
3. For MIMO mode, calculation method follows FCC KDB 662911 D01 Multiple Transmitter Output v02r01.

Method (a): Measure and sum the spectra across the outputs.

The total final Power Spectral Density is from a device with 2 transmitter outputs. The spectrum measurements of the individual outputs are all performed with the same span and number of points; the spectrum value in the first spectral bin of output 1 is summed with that in the first spectral bin of output 2 to obtain the value for the first frequency bin of the summed spectrum.

### 3.3.4 Test Setup





3.3.5 Test Result of Power Spectral Density

Test Engineer :	Rebecca Li, Lena Lo, Derek Hsu, Shiming	Temperature :	21~25°C
	Liu, and AnAn Wu	Relative Humidity :	51~54%

<CDD Mode>

FCC Band I														
Mod.	Data Rate	NTX	CH.	Freq. (MHz)	Duty Factor (dB)		Average Power Density (dBm/MHz)			Average PSD Limit (dBm/MHz)		DG (dBi)		Pass /Fail
					Ant 1	Ant 2	Ant 1	Ant 2	SUM	Ant 1	Ant 2	Ant 1	Ant 2	
11a	6Mbps	1	36	5180	0.33	0.30	10.22	9.70		11.00	11.00	2.65	2.26	Pass
11a	6Mbps	1	44	5220	0.33	0.30	10.24	9.97		11.00	11.00	2.65	2.26	Pass
11a	6Mbps	1	48	5240	0.33	0.30	9.99	10.07		11.00	11.00	2.65	2.26	Pass
VHT20	MCS0	1	36	5180	0.32	0.35	9.90	8.73		11.00	11.00	2.65	2.26	Pass
VHT20	MCS0	1	44	5220	0.32	0.35	10.08	9.69		11.00	11.00	2.65	2.26	Pass
VHT20	MCS0	1	48	5240	0.32	0.35	9.72	9.54		11.00	11.00	2.65	2.26	Pass
VHT40	MCS0	1	38	5190	0.67	0.59	2.36	0.26		11.00	11.00	2.65	2.26	Pass
VHT40	MCS0	1	46	5230	0.67	0.59	5.87	4.99		11.00	11.00	2.65	2.26	Pass
VHT80	MCS0	1	42	5210	0.67	0.67	-0.19	-2.44		11.00	11.00	2.65	2.26	Pass
11a	6Mbps	2	36	5180	0.27	0.33			10.83	11.00		5.47		Pass
11a	6Mbps	2	44	5220	0.27	0.33			10.44	11.00		5.47		Pass
11a	6Mbps	2	48	5240	0.27	0.33			10.82	11.00		5.47		Pass
VHT20	MCS0	2	36	5180	0.32	0.29			10.60	11.00		5.47		Pass
VHT20	MCS0	2	44	5220	0.32	0.29			10.64	11.00		5.47		Pass
VHT20	MCS0	2	48	5240	0.32	0.29			10.79	11.00		5.47		Pass
VHT40	MCS0	2	38	5190	0.67	0.59			4.23	11.00		5.47		Pass
VHT40	MCS0	2	46	5230	0.67	0.59			10.03	11.00		5.47		Pass
VHT80	MCS0	2	42	5210	0.61	0.67			-2.19	11.00		5.47		Pass



Band II														
Mod.	Data Rate	NTX	CH.	Freq. (MHz)	Duty Factor (dB)		Average Power Density (dBm/MHz)			Average PSD Limit (dBm/MHz)		DG (dBi)		Pass /Fail
					Ant 1	Ant 2	Ant 1	Ant 2	SUM	Ant 1	Ant 2	Ant 1	Ant 2	
11a	6Mbps	1	52	5260	0.33	0.30	10.16	9.92		11.00	11.00	3.45	3.07	Pass
11a	6Mbps	1	60	5300	0.33	0.30	10.00	10.02		11.00	11.00	3.45	3.07	Pass
11a	6Mbps	1	64	5320	0.33	0.30	10.14	9.54		11.00	11.00	3.45	3.07	Pass
VHT20	MCS0	1	52	5260	0.32	0.35	9.48	9.65		11.00	11.00	3.45	3.07	Pass
VHT20	MCS0	1	60	5300	0.32	0.35	9.72	9.29		11.00	11.00	3.45	3.07	Pass
VHT20	MCS0	1	64	5320	0.32	0.35	9.64	8.91		11.00	11.00	3.45	3.07	Pass
VHT40	MCS0	1	54	5270	0.67	0.59	5.21	5.52		11.00	11.00	3.45	3.07	Pass
VHT40	MCS0	1	62	5310	0.67	0.59	1.95	-0.27		11.00	11.00	3.45	3.07	Pass
VHT80	MCS0	1	58	5290	0.67	0.67	-2.35	-3.56		11.00	11.00	3.45	3.07	Pass
11a	6Mbps	2	52	5260	0.27	0.33			10.66	10.73		6.27		Pass
11a	6Mbps	2	60	5300	0.27	0.33			10.27	10.73		6.27		Pass
11a	6Mbps	2	64	5320	0.27	0.33			10.38	10.73		6.27		Pass
VHT20	MCS0	2	52	5260	0.32	0.29			10.47	10.73		6.27		Pass
VHT20	MCS0	2	60	5300	0.32	0.29			10.27	10.73		6.27		Pass
VHT20	MCS0	2	64	5320	0.32	0.29			10.42	10.73		6.27		Pass
VHT40	MCS0	2	54	5270	0.67	0.59			9.63	10.73		6.27		Pass
VHT40	MCS0	2	62	5310	0.67	0.59			2.77	10.73		6.27		Pass
VHT80	MCS0	2	58	5290	0.61	0.67			-4.78	10.73		6.27		Pass



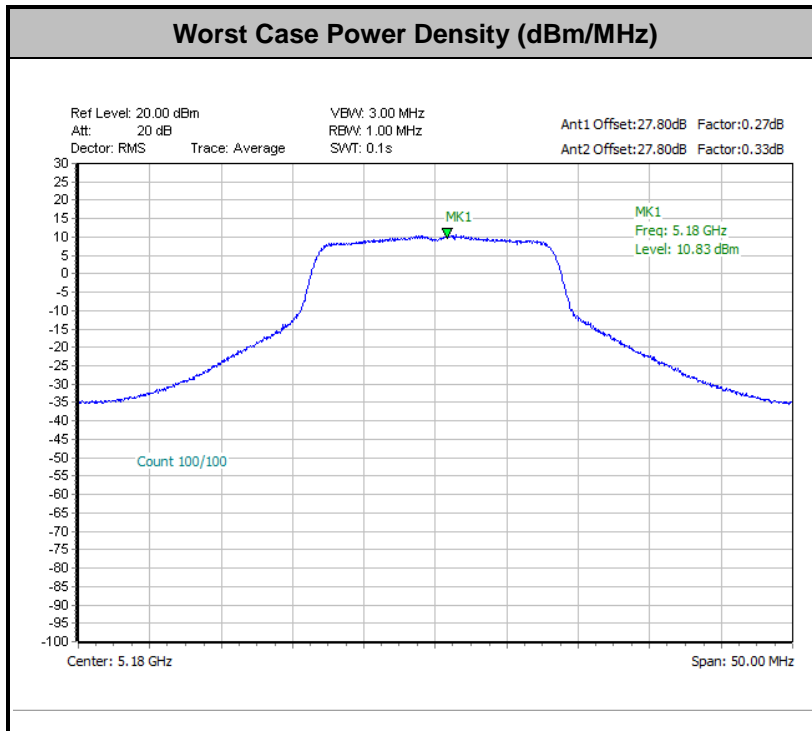
Band III														
Mod.	Data Rate	NTX	CH.	Freq. (MHz)	Duty Factor (dB)		Average Power Density (dBm/MHz)			Average PSD Limit (dBm/MHz)		DG (dBi)		Pass /Fail
					Ant 1	Ant 2	Ant 1	Ant 2	SUM	Ant 1	Ant 2	Ant 1	Ant 2	
11a	6Mbps	1	100	5500	0.33	0.30	10.04	9.77		11.00	11.00	3.50	3.54	Pass
11a	6Mbps	1	116	5580	0.33	0.30	9.88	9.95		11.00	11.00	3.50	3.54	Pass
11a	6Mbps	1	140	5700	0.33	0.30	9.01	5.39		11.00	11.00	3.50	3.54	Pass
11a	6Mbps	1	144	5720	0.33	0.30	10.06	9.75		11.00	11.00	3.50	3.54	Pass
VHT20	MCS0	1	100	5500	0.32	0.35	9.74	9.27		11.00	11.00	3.50	3.54	Pass
VHT20	MCS0	1	116	5580	0.32	0.35	9.65	9.65		11.00	11.00	3.50	3.54	Pass
VHT20	MCS0	1	140	5700	0.32	0.35	6.16	6.09		11.00	11.00	3.50	3.54	Pass
VHT20	MCS0	1	144	5720	0.32	0.35	9.59	9.33		11.00	11.00	3.50	3.54	Pass
VHT40	MCS0	1	102	5510	0.67	0.59	2.74	1.43		11.00	11.00	3.50	3.54	Pass
VHT40	MCS0	1	110	5550	0.67	0.59	5.08	5.17		11.00	11.00	3.50	3.54	Pass
VHT40	MCS0	1	134	5670	0.67	0.59	5.22	5.59		11.00	11.00	3.50	3.54	Pass
VHT40	MCS0	1	142	5710	0.67	0.59	5.35	5.87		11.00	11.00	3.50	3.54	Pass
VHT80	MCS0	1	106	5530	0.67	0.67	-2.24	-2.71		11.00	11.00	3.50	3.54	Pass
VHT80	MCS0	1	122	5610	0.67	0.67	1.70	1.96		11.00	11.00	3.50	3.54	Pass
VHT80	MCS0	1	138	5690	0.67	0.67	2.45	2.09		11.00	11.00	3.50	3.54	Pass



Band III														
Mod.	Data Rate	N <sub>TX</sub>	CH.	Freq. (MHz)	Duty Factor (dB)		Average Power Density (dBm/MHz)			Average PSD Limit (dBm/MHz)		DG (dBi)		Pass /Fail
					Ant 1	Ant 2	Ant 1	Ant 2	SUM	Ant 1	Ant 2	Ant 1	Ant 2	
11a	6Mbps	2	100	5500	0.27	0.33			10.16	10.47	6.53		Pass	
11a	6Mbps	2	116	5580	0.27	0.33			10.07	10.47	6.53		Pass	
11a	6Mbps	2	140	5700	0.27	0.33			9.02	10.47	6.53		Pass	
11a	6Mbps	2	144	5720	0.27	0.33			10.29	10.47	6.53		Pass	
VHT20	MCS0	2	100	5500	0.32	0.29			10.14	10.47	6.53		Pass	
VHT20	MCS0	2	116	5580	0.32	0.29			<b>10.33</b>	10.47	6.53		Pass	
VHT20	MCS0	2	140	5700	0.32	0.29			7.87	10.47	6.53		Pass	
VHT20	MCS0	2	144	5720	0.32	0.29			10.04	10.47	6.53		Pass	
VHT40	MCS0	2	102	5510	0.67	0.59			5.02	10.47	6.53		Pass	
VHT40	MCS0	2	110	5550	0.67	0.59			8.66	10.47	6.53		Pass	
VHT40	MCS0	2	134	5670	0.67	0.59			9.71	10.47	6.53		Pass	
VHT40	MCS0	2	142	5710	0.67	0.59			9.87	10.47	6.53		Pass	
VHT80	MCS0	2	106	5530	0.61	0.67			-0.99	10.47	6.53		Pass	
VHT80	MCS0	2	122	5610	0.61	0.67			5.04	10.47	6.53		Pass	
VHT80	MCS0	2	138	5690	0.61	0.67			5.01	10.47	6.53		Pass	



<CDD Modes>



**Note:** Average Power Density (dB) = Measured value+ Duty Factor





<TXBF Mode>

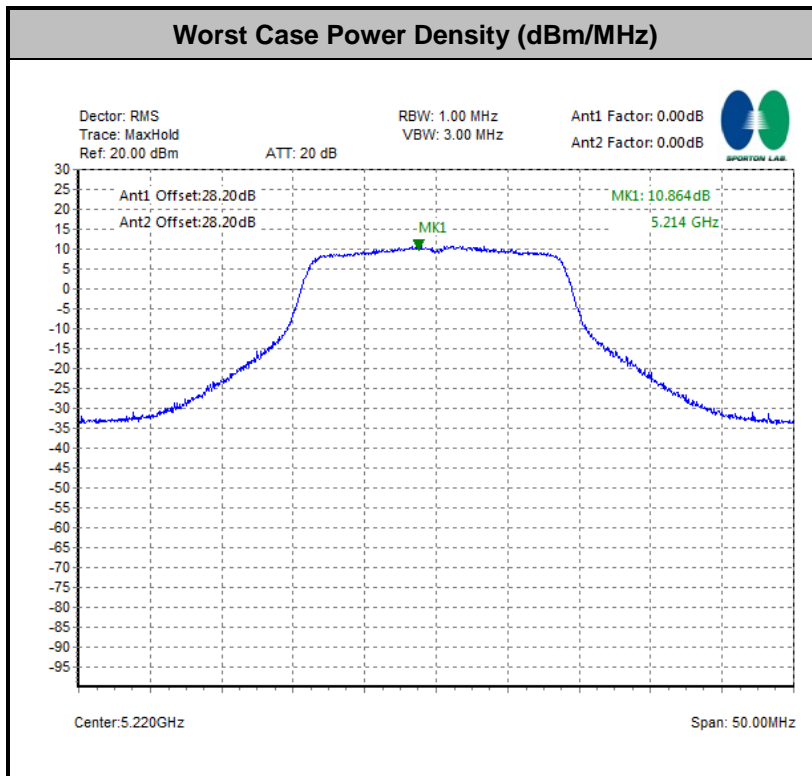
FCC Band I														
Mod.	Data Rate	NTX	CH.	Freq. (MHz)	Duty Factor (dB)		Average Power Density (dBm/MHz)			Average PSD Limit (dBm/MHz)		DG (dBi)		Pass /Fail
					Ant 1	Ant 2	Ant 1	Ant 2	SUM	Ant 1	Ant 2	Ant 1	Ant 2	
VHT20	MCS0	2	36	5180	0.00	0.00			10.51	11.00	5.47		Pass	
VHT20	MCS0	2	44	5220	0.00	0.00			10.86	11.00	5.47		Pass	
VHT20	MCS0	2	48	5240	0.00	0.00			10.26	11.00	5.47		Pass	
VHT40	MCS0	2	38	5190	0.00	0.00			5.74	11.00	5.47		Pass	
VHT40	MCS0	2	46	5230	0.00	0.00			10.48	11.00	5.47		Pass	
VHT80	MCS0	2	42	5210	0.00	0.00			0.39	11.00	5.47		Pass	

Band II														
Mod.	Data Rate	NTX	CH.	Freq. (MHz)	Duty Factor (dB)		Average Power Density (dBm/MHz)			Average PSD Limit (dBm/MHz)		DG (dBi)		Pass /Fail
					Ant 1	Ant 2	Ant 1	Ant 2	SUM	Ant 1	Ant 2	Ant 1	Ant 2	
VHT20	MCS0	2	52	5260	0.00	0.00			10.39	10.73	6.27		Pass	
VHT20	MCS0	2	60	5300	0.00	0.00			10.19	10.73	6.27		Pass	
VHT20	MCS0	2	64	5320	0.00	0.00			10.42	10.73	6.27		Pass	
VHT40	MCS0	2	54	5270	0.00	0.00			10.04	10.73	6.27		Pass	
VHT40	MCS0	2	62	5310	0.00	0.00			3.93	10.73	6.27		Pass	
VHT80	MCS0	2	58	5290	0.00	0.00			-1.04	10.73	6.27		Pass	



Band III														
Mod.	Data Rate	NTX	CH.	Freq. (MHz)	Duty Factor (dB)		Average Power Density (dBm/MHz)			Average PSD Limit (dBm/MHz)		DG (dBi)		Pass /Fail
					Ant 1	Ant 2	Ant 1	Ant 2	SUM	Ant 1	Ant 2	Ant 1	Ant 2	
VHT20	MCS0	2	100	5500	0.00	0.00			10.14	10.47	6.53		Pass	
VHT20	MCS0	2	116	5580	0.00	0.00			10.13	10.47	6.53		Pass	
VHT20	MCS0	2	140	5700	0.00	0.00			10.36	10.47	6.53		Pass	
VHT20	MCS0	2	144	5720	0.00	0.00			10.38	10.47	6.53		Pass	
VHT40	MCS0	2	102	5510	0.00	0.00			5.42	10.47	6.53		Pass	
VHT40	MCS0	2	110	5550	0.00	0.00			10.18	10.47	6.53		Pass	
VHT40	MCS0	2	134	5670	0.00	0.00			10.13	10.47	6.53		Pass	
VHT40	MCS0	2	142	5710	0.00	0.00			9.85	10.47	6.53		Pass	
VHT80	MCS0	2	106	5530	0.00	0.00			-0.23	10.47	6.53		Pass	
VHT80	MCS0	2	122	5610	0.00	0.00			6.95	10.47	6.53		Pass	
VHT80	MCS0	2	138	5690	0.00	0.00			6.75	10.47	6.53		Pass	

<TXBF Modes>





### 3.4 Unwanted Emissions Measurement

This section is to measure unwanted emissions through radiated measurement for band edge spurious emissions and out of band emissions measurement.

#### 3.4.1 Limit of Unwanted Emissions

- (1) For transmitters operating in the 5150-5250 MHz band: all emissions outside of the 5150-5350 MHz band shall not exceed an EIRP of -27dBm/MHz.

For transmitters operating in the 5250-5350 MHz band: all emissions outside of the 5150-5350 MHz band shall not exceed an EIRP of -27 dBm/MHz. Devices operating in the 5250-5350 MHz band that generate emissions in the 5150-5250 MHz band must meet all applicable technical requirements for operation in the 5150-5250 MHz band (including indoor use) or alternatively meet an out-of-band emission EIRP limit of -27 dBm/MHz in the 5150-5250 MHz band.

For transmitters operating in the 5470-5600 MHz and 5650-5725MHz band: all emissions outside of the 5470-5600 MHz and 5650-5725MHz band shall not exceed an EIRP of -27 dBm/MHz.

- (2) Unwanted spurious emissions fallen in restricted bands shall comply with the general field strength limits as below table,

Frequency (MHz)	Field Strength (microvolts/meter)	Measurement Distance (meters)
0.009 – 0.490	2400/F(kHz)	300
0.490 – 1.705	24000/F(kHz)	30
1.705 – 30.0	30	30
30 – 88	100	3
88 – 216	150	3
216 - 960	200	3
Above 960	500	3

**Note:** The following formula is used to convert the EIRP to field strength.

$$E = \frac{1000000\sqrt{30P}}{3} \mu\text{V/m, where P is the eirp (Watts)}$$



EIRP (dBm)	Field Strength at 3m (dBµV/m)
- 27	68.3

(3) KDB789033 D02 v02r01 G)2)c)

- (i) Section 15.407(b)(1) to (b)(3) specify the unwanted emission limits for the U-NII-1 and U-NII-2 bands. As specified, emissions above 1000 MHz that are outside of the restricted bands are subject to a peak emission limit of -27 dBm/MHz.<sup>3</sup>
- (ii) Section 15.407(b)(4) specifies the unwanted emission limit for the U-NII-3 band. A band emissions mask is specified in Section 15.407(b)(4)(i). The emission limits are in terms of a Peak detector. An alternative to the band emissions mask is specified in Section 15.407(b)(4)(ii). The alternative limits are based on the highest antenna gain specified in the filing. There are also marketing and importation restrictions for the devices using the alternative limit.<sup>4</sup>

**Note 3:** An out-of-band emission that complies with both the average and peak limits of Section 15.209 is not required to satisfy the -27 dBm/MHz peak emission limit.

**Note 4:** Only devices with antenna gains of 10 dBi or less may be approved using the emission limits specified in Section 15.247(d) till March 2, 2018; all other devices operating in this band must use the mask specified in Section 15.407(b)(4)(i).

### 3.4.2 Measuring Instruments

See list of measuring equipment of this test report.

### 3.4.3 Test Procedures

1. The testing follows FCC KDB 789033 D02 General UNII Test Procedures New Rules v02r01. Section G) Unwanted emissions measurement.
  - (1) Procedure for Unwanted Emissions Measurements Below 1000MHz
    - RBW = 120 kHz
    - VBW = 300 kHz
    - Detector = Peak
    - Trace mode = max hold
  - (2) Procedure for Peak Unwanted Emissions Measurements Above 1000 MHz
    - RBW = 1 MHz
    - VBW ≥ 3 MHz
    - Detector = Peak
    - Sweep time = auto
    - Trace mode = max hold

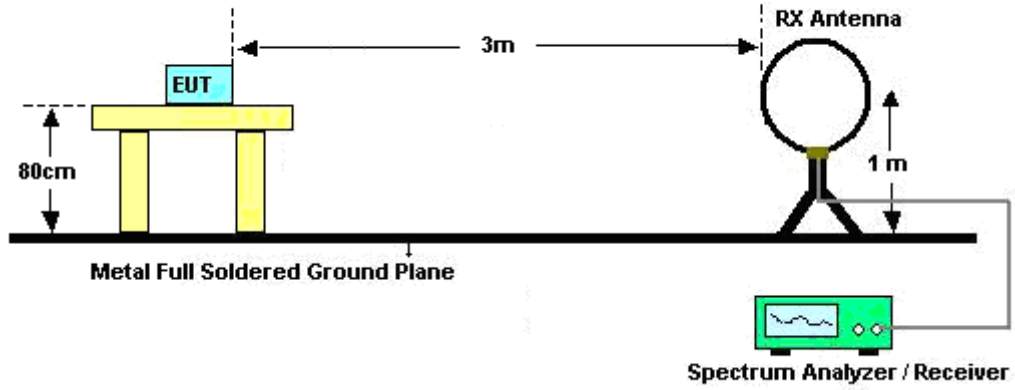


(3) Procedures for Average Unwanted Emissions Measurements Above 1000MHz

- RBW = 1 MHz
  - VBW = 10 Hz, when duty cycle is no less than 98 percent.
  - $VBW \geq 1/T$ , when duty cycle is less than 98 percent where T is the minimum transmission duration over which the transmitter is on and is transmitting at its maximum power control level for the tested mode of operation.
2. The EUT was placed on a turntable with 0.8 meter for frequency below 1GHz and 1.5 meter for frequency above 1GHz respectively above ground.
  3. The EUT was set 3 meters from the interference receiving antenna which was mounted on the top of a variable height antenna tower.
  4. The antenna is a broadband antenna and its height is adjusted between one meter and four meters above ground to find the maximum value of the field strength for both horizontal polarization and vertical polarization of the antenna.
  5. For each suspected emission, the EUT was arranged to its worst case and then adjust the antenna tower (from 1 m to 4 m) and turntable (from 0 degree to 360 degrees) to find the maximum reading.
  6. For testing below 1GHz, if the emission level of the EUT in peak mode was 3 dB lower than the limit specified, then peak values of EUT will be reported, otherwise, the emissions will be repeated one by one using the CISPR quasi-peak method and reported.
  7. For testing above 1GHz, the emission level of the EUT in peak mode was 20dB lower than average limit (that means the emission level in average mode also complies with the limit in average mode), then peak values of EUT will be reported, otherwise, the emissions will be measured in average mode again and reported.

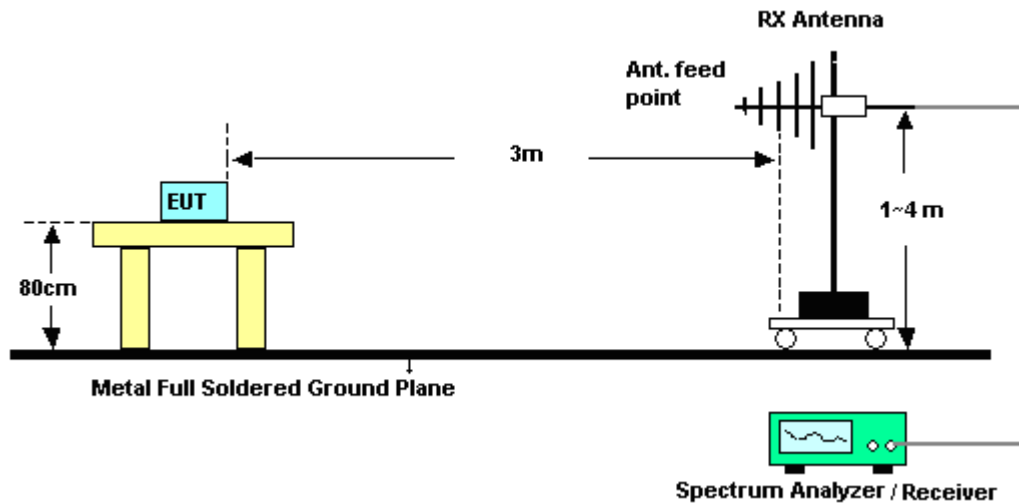
### 3.4.4 Test Setup

For radiated emissions below 30MHz

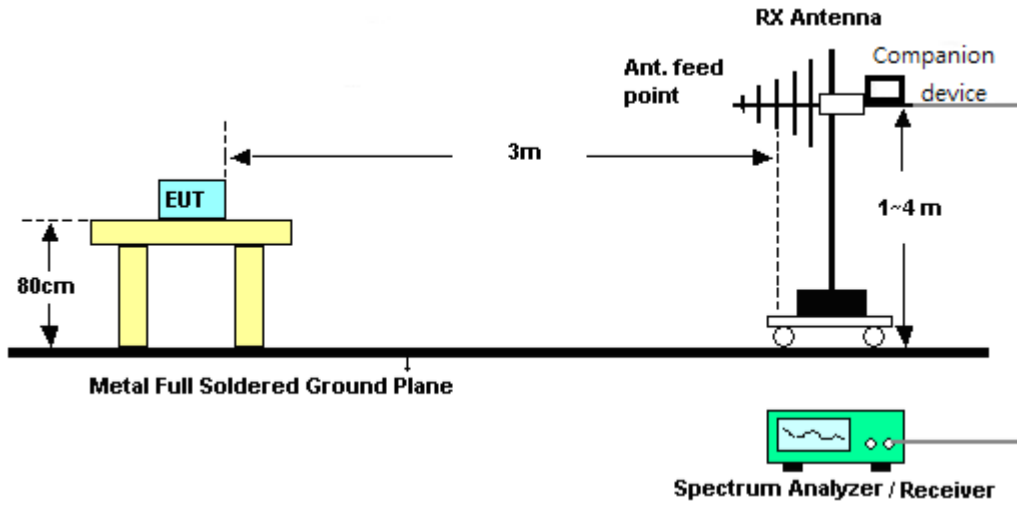


For radiated emissions from 30MHz to 1GHz

<CDD Mode>

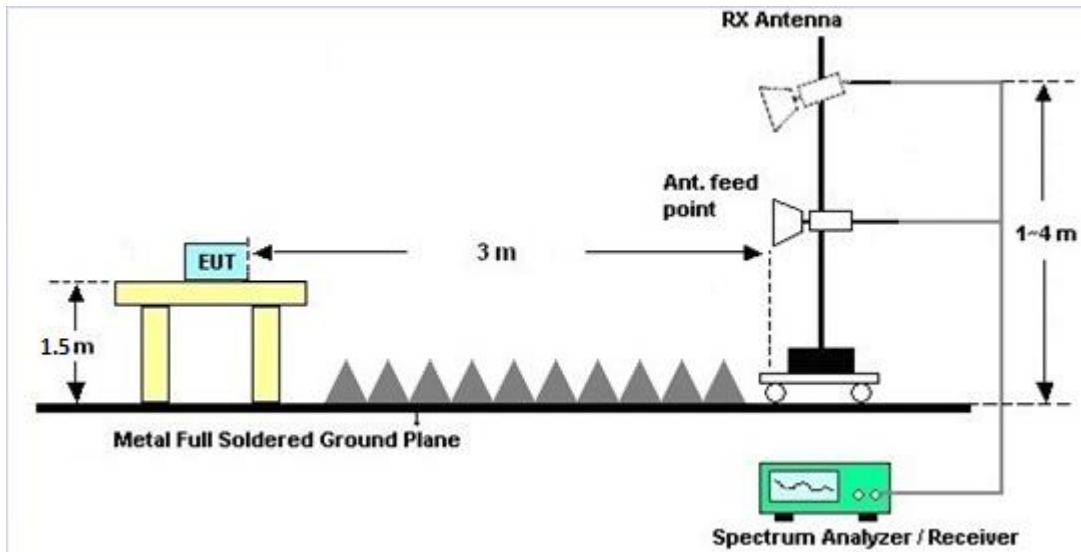


<TXBF Modes>

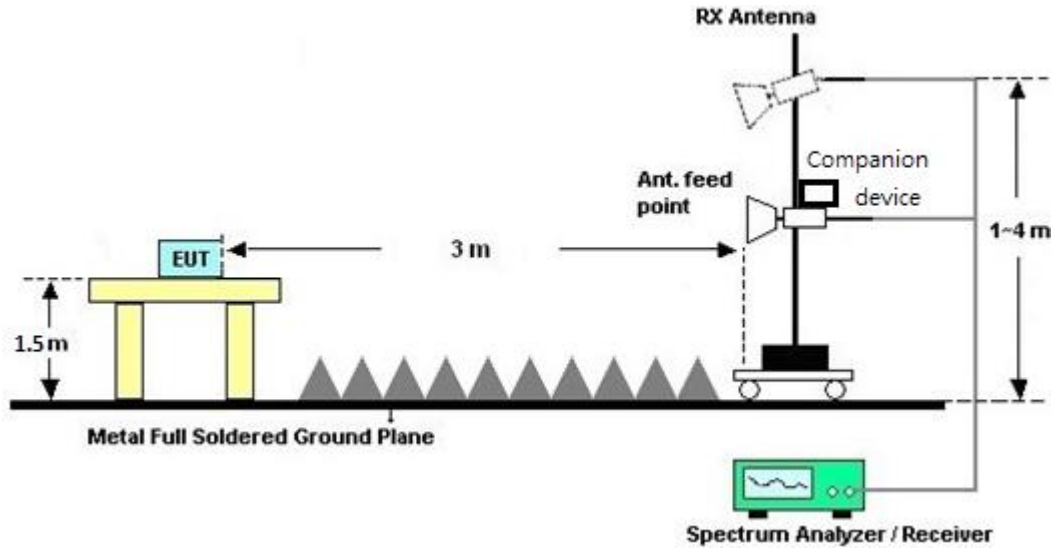


For radiated emissions above 1GHz

<CDD Mode>



<TXBF Modes>



**3.4.5 Test Results of Radiated Spurious Emissions (9 kHz ~ 30 MHz)**

The low frequency, which started from 9 kHz to 30MHz, was pre-scanned and the result which was 20dB lower than the limit line was not reported.

There is a comparison data of both open-field test site and alternative test site - semi-Anechoic chamber according to 414788 D01 Radiated Test Site v01r01, and the result came out very similar.

**3.4.6 Test Result of Radiated Spurious at Band Edges**

Please refer to Appendix B and C.

**3.4.7 Duty Cycle**

Please refer to Appendix D.

**3.4.8 Test Result of Radiated Spurious Emissions (30MHz ~ 10th Harmonic)**

Please refer to Appendix B and C.





### 3.5 AC Conducted Emission Measurement

#### 3.5.1 Limit of AC Conducted Emission

For equipment that is designed to be connected to the public utility (AC) power line, the radio frequency voltage that is conducted back onto the AC power line on any frequency or frequencies within the band 150 kHz to 30 MHz shall not exceed the limits in the following table.

Frequency of emission (MHz)	Conducted limit (dBµV)	
	Quasi-peak	Average
0.15-0.5	66 to 56*	56 to 46*
0.5-5	56	46
5-30	60	50

\*Decreases with the logarithm of the frequency.

For terminal test result, the testing follows FCC KDB 174176.

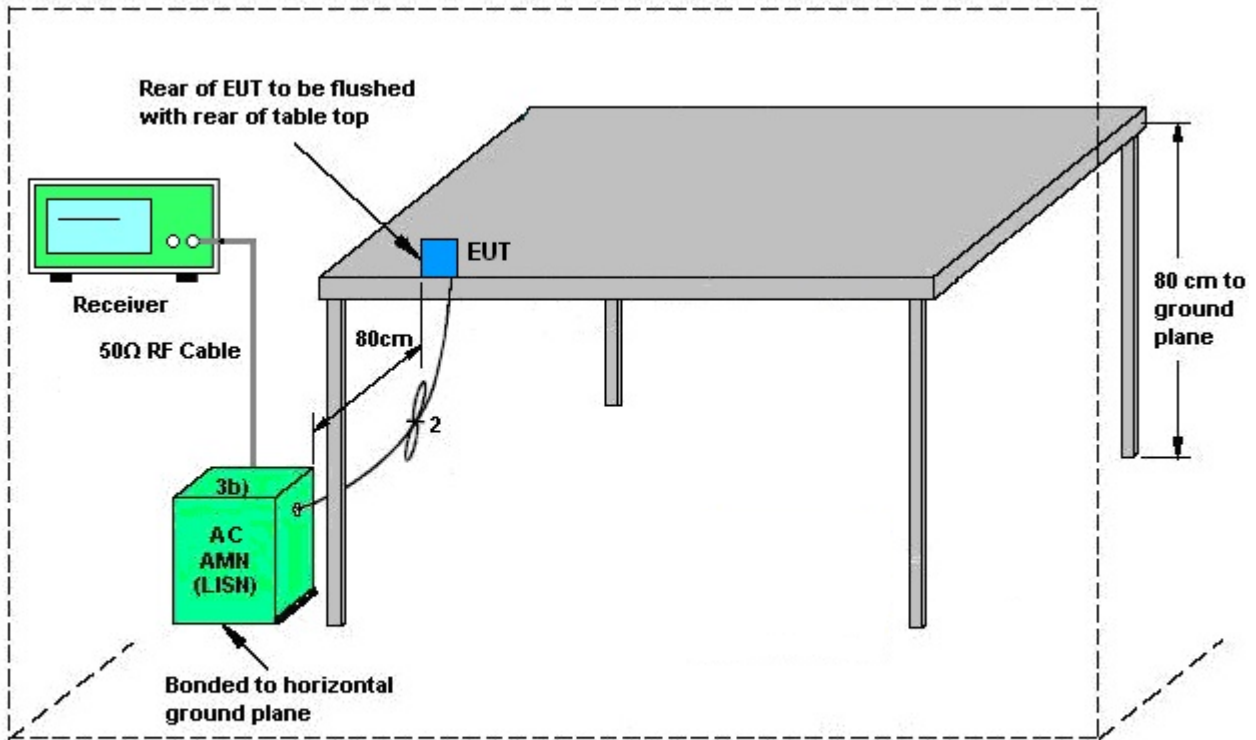
#### 3.5.2 Measuring Instruments

See list of measuring equipment of this test report.

#### 3.5.3 Test Procedures

1. The EUT was placed 0.4 meter from the conducting wall of the shielding room was kept at least 80 centimeters from any other grounded conducting surface.
2. Connect EUT to the power mains through a line impedance stabilization network (LISN).
3. All the support units are connecting to the other LISN.
4. The LISN provides 50 ohm coupling impedance for the measuring instrument.
5. The FCC states that a 50 ohm, 50 microhenry LISN should be used.
6. Both sides of AC line were checked for maximum conducted interference.
7. The frequency range from 150 kHz to 30 MHz was searched.
8. Set the test-receiver system to Peak Detect Function and specified bandwidth with Maximum Hold Mode.

### 3.5.4 Test Setup



AMN = Artificial mains network (LISN)  
 AE = Associated equipment  
 EUT = Equipment under test  
 ISN = Impedance stabilization network

### 3.5.5 Test Result of AC Conducted Emission

Please refer to Appendix A.



## **3.6 Automatically Discontinue Transmission**

### **3.6.1 Limit of Automatically Discontinue Transmission**

The device shall automatically discontinue transmission in case of either absence of information to transmit or operational failure. These provisions are not intended to preclude the transmission of control or signaling information or the use of repetitive codes used by certain digital technologies to complete frame or burst intervals. Applicants shall include in their application for equipment authorization to describe how this requirement is met.

### **3.6.2 Measuring Instruments**

See list of measuring equipment of this test report.

### **3.6.3 Test Result of Automatically Discontinue Transmission**

While the EUT is not transmitting any information, the EUT can automatically discontinue transmission and become standby mode for power saving. The EUT can detect the controlling signal of ACK message transmitting from remote device and verify whether it shall resend or discontinue transmission.



### 3.7 Antenna Requirements

#### 3.7.1 Standard Applicable

If transmitting antenna directional gain is greater than 6 dBi, both the peak transmit power and the peak power spectral density shall be reduced by the amount in dB that the directional gain of the antenna exceeds 6 dBi.

#### 3.7.2 Antenna Anti-Replacement Construction

An embedded-in antenna design is used.

#### 3.7.3 Antenna Gain

<CDD Modes >

FCC KDB 662911 D01 Multiple Transmitter Output v02r01

For CDD transmissions, directional gain is calculated as

Directional gain = GANT + Array Gain, where Array Gain is as follows.

For power spectral density (PSD) measurements on all devices,

Array Gain = 10 log(NANT/NSS=1) dB.

For power measurements on IEEE 802.11 devices,

Array Gain = 0 dB (i.e., no array gain) for NANT ≤ 4.

Directional gain may be calculated by using the formulas applicable to equal gain antennas with GANT set equal to the gain of the antenna having the highest gain;

The EUT supports CDD mode.

For power, the directional gain GANT is set equal to the antenna having the highest gain, i.e., F)2)f)i).

For PSD, the directional gain calculation is following F)2)f)ii) of KDB 662911 D01 v02r01.

The power and PSD limit should be modified if the directional gain of EUT is over 6 dBi,

The directional gain "DG" is calculated as following table.

<b>&lt;CDD Modes&gt;</b>						
			<b>DG for Power (dBi)</b>	<b>DG for PSD (dBi)</b>	<b>Power Limit Reduction (dB)</b>	<b>PSD Limit Reduction (dB)</b>
	<b>Ant. 1 (dBi)</b>	<b>Ant. 2 (dBi)</b>				
<b>Band I</b>	2.60	2.20	2.60	5.41	0.00	0.00
<b>Band II</b>	3.40	3.00	3.40	6.21	0.00	0.21
<b>Band III</b>	3.40	3.50	3.50	6.46	0.00	0.46

Power limit reduction = Composite gain – 6dBi, ( min = 0 )

PSD limit reduction = Composite gain + PSD Array gain – 6dBi, ( min = 0 )

**TXBF modes**

FCC KDB 662911 D01 Multiple Transmitter Output v02r01

For CDD transmissions, directional gain is calculated as

$$DirectionalGain = 10 \cdot \log \left[ \frac{\sum_{j=1}^{N_{SS}} \left\{ \sum_{k=1}^{N_{ANT}} g_{j,k} \right\}^2}{N_{ANT}} \right]$$

where

Each antenna is driven by no more than one spatial stream;

$N_{SS}$  = the number of independent spatial streams of data;

$N_{ANT}$  = the total number of antennas

$g_{j,k} = 10^{G_k / 20}$  if the  $k$ th antenna is being fed by spatial stream  $j$ , or zero if it is not;  
 $G_k$  is the gain in dBi of the  $k$ th antenna.

The EUT supports beamforming for 802.11ac modes.

The directional gain calculation is following F2)e)ii) of KDB 662911 D01 v02r01.

The power and PSD limit should be modified if the directional gain of EUT is over 6 dBi,

The directional gain “DG” is calculated as following table.

			<b>DG</b>	<b>DG</b>	<b>Power</b>	<b>PSD</b>
			<b>for</b>	<b>for</b>	<b>Limit</b>	<b>Limit</b>
	<b>Ant 1</b>	<b>Ant 2</b>	<b>Power</b>	<b>PSD</b>	<b>Reduction</b>	<b>Reduction</b>
	<b>(dBi)</b>	<b>(dBi)</b>	<b>(dBi)</b>	<b>(dBi)</b>	<b>(dB)</b>	<b>(dB)</b>
<b>Band I</b>	2.60	2.20	5.41	5.41	0.00	0.00
<b>Band II</b>	3.40	3.00	6.21	6.21	0.21	0.21
<b>Band III</b>	3.40	3.50	6.46	6.46	0.46	0.46

$$Power\ Limit\ Reduction = DG(Power) - 6dBi, (min = 0)$$

$$PSD\ Limit\ Reduction = DG(PSD) - 6dBi, (min = 0)$$



## 4 List of Measuring Equipment

Instrument	Manufacturer	Model No.	Serial No.	Characteristics	Calibration Date	Test Date	Due Date	Remark
Power Meter	Anritsu	ML2495A	0932001	N/A	Sep. 26, 2017	May 28, 2018~ Sep. 10, 2018	Sep. 25, 2018	Conducted (TH05-HY)
Power Sensor	Anritsu	MA2411B	0846202	300MHz~40GHz	Sep. 26, 2017	May 28, 2018~ Sep. 10, 2018	Sep. 25, 2018	Conducted (TH05-HY)
Spectrum Analyzer	Rohde & Schwarz	FSP30	101067	9kHz ~ 30GHz	Nov. 13, 2017	May 28, 2018~ Sep. 10, 2018	Nov. 12, 2018	Conducted (TH05-HY)
Spectrum Analyzer	Rohde & Schwarz	FSV 30	100895	9kHz ~ 30GHz	Apr. 20, 2018	May 28, 2018~ Sep. 10, 2018	Apr. 19, 2019	Conducted (TH05-HY)
Switch Box & RF Cable	Burgeon	ETF-058	EC1300484	N/A	Mar. 01, 2018	May 28, 2018~ Sep. 10, 2018	Feb. 28, 2019	Conducted (TH05-HY)
AC Power Source	ChainTek	APC-1000W	N/A	N/A	N/A	Aug. 07, 2018~ Aug. 11, 2018	N/A	Conduction (CO05-HY)
EMI Test Receiver	Rohde & Schwarz	ESR3	102388	9KHz~3.6GHz	Dec. 08, 2017	Aug. 07, 2018~ Aug. 11, 2018	Dec. 07, 2018	Conduction (CO05-HY)
LISN	Rohde & Schwarz	ENV216	100080	9kHz~30MHz	Nov. 30, 2017	Aug. 07, 2018~ Aug. 11, 2018	Nov. 29, 2018	Conduction (CO05-HY)
LISN	Rohde & Schwarz	ENV216	100081	9kHz~30MHz	Dec. 08, 2017	Aug. 07, 2018~ Aug. 11, 2018	Dec. 07, 2018	Conduction (CO05-HY)
Software	Rohde & Schwarz	EMC32 V10.30	N/A	N/A	N/A	Aug. 07, 2018~ Aug. 11, 2018	N/A	Conduction (CO05-HY)
LF Cable	HUBER + SUHNER	RG-214/U	LF01	N/A	Jan. 03, 2018	Aug. 07, 2018~ Aug. 11, 2018	Jan. 02, 2019	Conduction (CO05-HY)
Pulse Limiter	Rohde & Schwarz	ESH3-Z2	100851	N/A	Jan. 03, 2018	Aug. 07, 2018~ Aug. 11, 2018	Jan. 02, 2019	Conduction (CO05-HY)
Bilog Antenna	TESEQ	CBL 6111D&0080 0N1D01N-0 6	35419&03	30MHz to 1GHz	Dec. 18, 2017	Aug. 07, 2018~ Sep. 05, 2018	Dec. 17, 2018	Radiation (03CH07-HY)
Double Ridge Horn Antenna	EMCO	3117	00066583	1GHz~18GHz	Aug. 06, 2018	Aug. 07, 2018~ Sep. 05, 2018	Aug. 05, 2019	Radiation (03CH07-HY)
Loop Antenna	Rohde & Schwarz	HFH2-Z2	100315	9 kHz~30 MHz	Nov. 10, 2017	Aug. 07, 2018~ Sep. 05, 2018	Nov. 09, 2018	Radiation (03CH07-HY)
Preamplifier	MITEQ	AMF-7D-00 101800-30-1 0P	1590075	1GHz ~ 18GHz	Apr. 25, 2018	Aug. 07, 2018~ Sep. 05, 2018	Apr. 24, 2019	Radiation (03CH07-HY)
Preamplifier	COM-POWER	PA-103A	161241	10MHz-1GHz	May 21, 2018	Aug. 07, 2018~ Sep. 05, 2018	May 20, 2019	Radiation (03CH07-HY)
Preamplifier	Agilent	8449B	3008A02362	1GHz~ 26.5GHz	Oct. 30, 2017	Aug. 07, 2018~ Sep. 05, 2018	Oct. 29, 2018	Radiation (03CH07-HY)
Spectrum Analyzer	Agilent	N9010A	MY5347011 8	10Hz~44GHz	Apr. 17, 2018	Aug. 07, 2018~ Sep. 05, 2018	Apr. 16, 2019	Radiation (03CH07-HY)
Filter	Microwave	H1G013G1	SN477215	1.0G High Pass	Dec. 07, 2017	Aug. 07, 2018~ Sep. 05, 2018	Dec. 06, 2018	Radiation (03CH07-HY)
Filter	Wainwright	WLKS1200- 8SS	SN3	1.2G Low Pass	Nov. 21, 2017	Aug. 07, 2018~ Sep. 05, 2018	Nov. 20, 2018	Radiation (03CH07-HY)
Filter	Microwave	H3G018G1	SN477220	3.0G High Pass	Nov. 21, 2017	Aug. 07, 2018~ Sep. 05, 2018	Nov. 20, 2018	Radiation (03CH07-HY)



Instrument	Manufacturer	Model No.	Serial No.	Characteristics	Calibration Date	Test Date	Due Date	Remark
Filter	Microwave	WHKX7.0/2 6.5G-6SS	SN4	7G High Pass	Nov. 21, 2017	Aug. 07, 2018~ Sep. 05, 2018	Nov. 20, 2018	Radiation (03CH07-HY)
RF Cable	HUBER + SUHNER	SUCOFLEX 104	MY24971/4, MY28655/4	9KHz~30MHz	Jan. 02, 2018	Aug. 07, 2018~ Sep. 05, 2018	Jan. 01, 2019	Radiation (03CH07-HY)
RF Cable	HUBER + SUHNER	SUCOFLEX 104	MY28655/4, MY24971/4, MY15682/4	30MHz~1GHz	Feb. 27, 2018	Aug. 07, 2018~ Sep. 05, 2018	Feb. 26, 2019	Radiation (03CH07-HY)
RF Cable	HUBER + SUHNER	SUCOFLEX 104	MY28655/4, MY24971/4, MY15682/4	1GHz~18GHz	Feb. 27, 2018	Aug. 07, 2018~ Sep. 05, 2018	Feb. 26, 2019	Radiation (03CH07-HY)
RF Cable	HUBER + SUHNER	SUCOFLEX 102	MY2858/2	18GHz~40GHz	Feb. 27, 2018	Aug. 07, 2018~ Sep. 05, 2018	Feb. 26, 2019	Radiation (03CH07-HY)
Antenna Mast	Max-Full	MFA520BS	N/A	1m~4m	N/A	Aug. 07, 2018~ Sep. 05, 2018	N/A	Radiation (03CH07-HY)
Turn Table	ChainTek	Chaintek 3000	N/A	0~360 Degree	N/A	Aug. 07, 2018~ Sep. 05, 2018	N/A	Radiation (03CH07-HY)
Amplifier	MITEQ	TTA1840-35 -HG	1871923	18GHz~40GHz, VSWR : 2.5:1 max	Jul. 16, 2018	Aug. 07, 2018~ Sep. 05, 2018	Jul. 15, 2019	Radiation (03CH07-HY)
SHF-EHF Horn Antenna	SCHWARZBE CK	BBHA 9170	BBHA91702 51	18GHz- 40GHz	Nov. 10, 2017	Aug. 07, 2018~ Sep. 05, 2018	Nov. 09, 2018	Radiation (03CH07-HY)
EMI Test Receiver	Agilent	N9038A(MX E)	MY5329005 3	20Hz to 26.5GHz	Jan. 16, 2018	Aug. 07, 2018~ Sep. 05, 2018	Jan. 15, 2019	Radiation (03CH07-HY)
Software	Audix	E3 6.2009-8 -24	8050400465 6H	N/A	N/A	Aug. 07, 2018~ Sep. 05, 2018	N/A	Radiation (03CH07-HY)



## 5 Uncertainty of Evaluation

### Uncertainty of Conducted Emission Measurement (150kHz ~ 30MHz)

Measuring Uncertainty for a Level of Confidence of 95% ( $U = 2Uc(y)$ )	2.70
---	------

### Uncertainty of Radiated Emission Measurement (30 MHz ~ 1000 MHz)

Measuring Uncertainty for a Level of Confidence of 95% ( $U = 2Uc(y)$ )	5.70
---	------

### Uncertainty of Radiated Emission Measurement (1000 MHz ~ 18000 MHz)

Measuring Uncertainty for a Level of Confidence of 95% ( $U = 2Uc(y)$ )	5.50
---	------

### Uncertainty of Radiated Emission Measurement (18000 MHz ~ 40000 MHz)

Measuring Uncertainty for a Level of Confidence of 95% ( $U = 2Uc(y)$ )	5.20
---	------

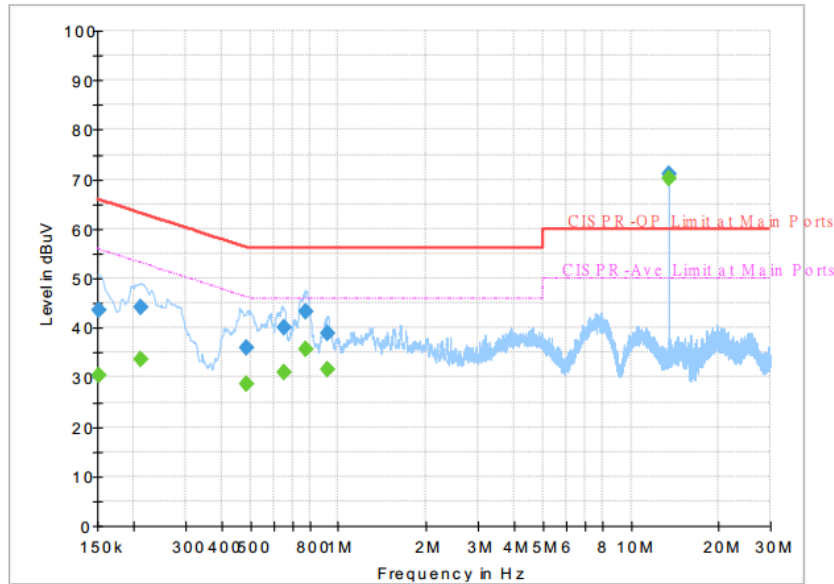




## Appendix A. AC Conducted Emission Test Results

<Original test result with NFC antenna>

Test Mode :	Mode 1	Temperature :	25~27°C
Test Engineer :	Kai-Chun Chu	Relative Humidity :	50~52%
Test Voltage :	120Vac / 60Hz	Phase :	Line

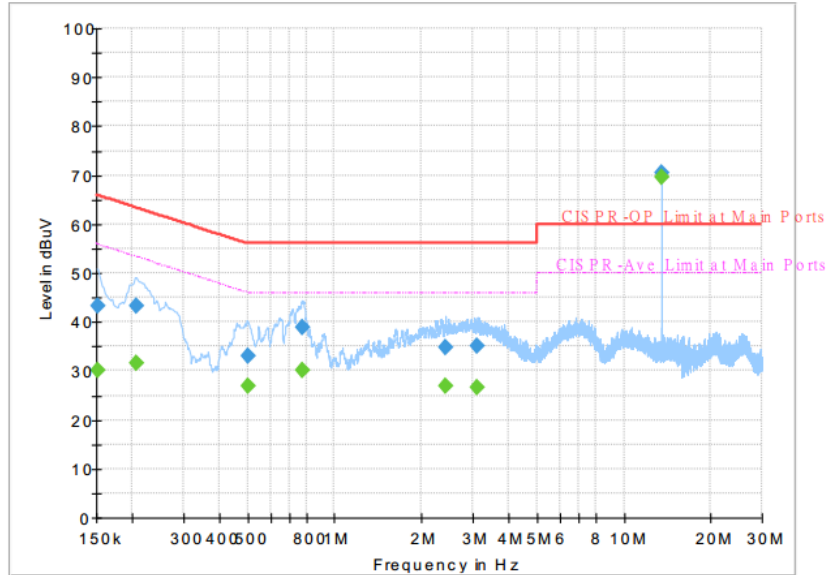


### Final Result

Frequency (MHz)	QuasiPeak (dBuV)	CAverage (dBuV)	Limit (dBuV)	Margin (dB)	Line	Filter	Corr. (dB)
0.152250	---	30.31	55.88	25.57	L1	OFF	19.5
0.152250	43.59	---	65.88	22.29	L1	OFF	19.5
0.210750	---	33.72	53.18	19.46	L1	OFF	19.5
0.210750	44.03	---	63.18	19.15	L1	OFF	19.5
0.487500	---	28.57	46.21	17.64	L1	OFF	19.5
0.487500	36.03	---	56.21	20.18	L1	OFF	19.5
0.649500	---	30.98	46.00	15.02	L1	OFF	19.5
0.649500	40.07	---	56.00	15.93	L1	OFF	19.5
0.773250	---	35.79	46.00	10.21	L1	OFF	19.5
0.773250	43.21	---	56.00	12.79	L1	OFF	19.5
0.917250	---	31.54	46.00	14.46	L1	OFF	19.5
0.917250	38.83	---	56.00	17.17	L1	OFF	19.5
13.560000	---	70.05	50.00	-20.05	L1	OFF	19.7
13.560000	70.96	---	60.00	-10.96	L1	OFF	19.7



Test Mode :	Mode 1	Temperature :	25~27°C
Test Engineer :	Kai-Chun Chu	Relative Humidity :	50~52%
Test Voltage :	120Vac / 60Hz	Phase :	Neutral



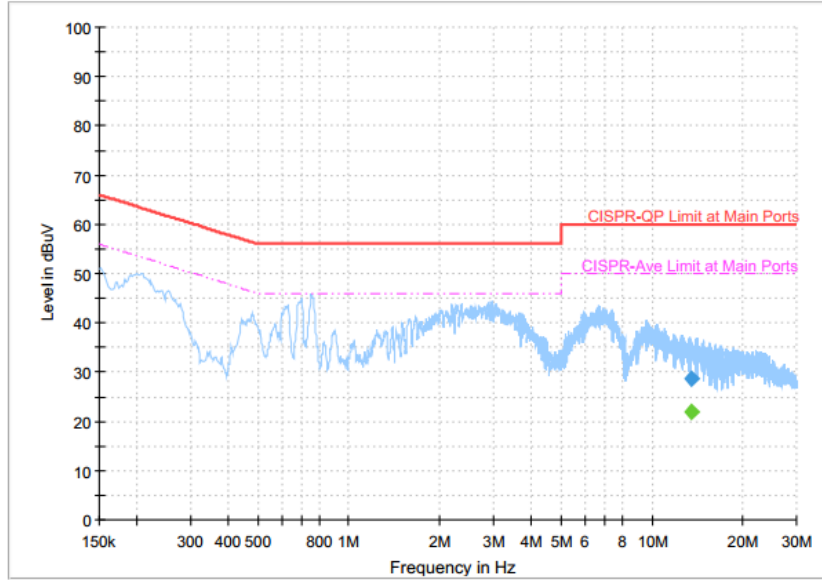
Final Result

Frequency (MHz)	QuasiPeak (dBuV)	CAverage (dBuV)	Limit (dBuV)	Margin (dB)	Line	Filter	Corr. (dB)
0.152250	---	30.00	55.88	25.88	N	OFF	19.5
0.152250	43.28	---	65.88	22.60	N	OFF	19.5
0.206250	---	31.72	53.36	21.64	N	OFF	19.5
0.206250	43.33	---	63.36	20.03	N	OFF	19.5
0.501000	---	26.95	46.00	19.05	N	OFF	19.5
0.501000	33.14	---	56.00	22.86	N	OFF	19.5
0.771000	---	30.12	46.00	15.88	N	OFF	19.5
0.771000	38.77	---	56.00	17.23	N	OFF	19.5
2.413500	---	26.97	46.00	19.03	N	OFF	19.5
2.413500	34.90	---	56.00	21.10	N	OFF	19.5
3.124500	---	26.58	46.00	19.42	N	OFF	19.6
3.124500	35.10	---	56.00	20.90	N	OFF	19.6
13.560000	---	69.55	50.00	-19.55	N	OFF	19.8
13.560000	70.61	---	60.00	-10.61	N	OFF	19.8



<Terminal test result with dummy load>

Test Mode :	Mode 1	Temperature :	25~27°C
Test Engineer :	Kai-Chun Chu	Relative Humidity :	50~52%
Test Voltage :	120Vac / 60Hz	Phase :	Line

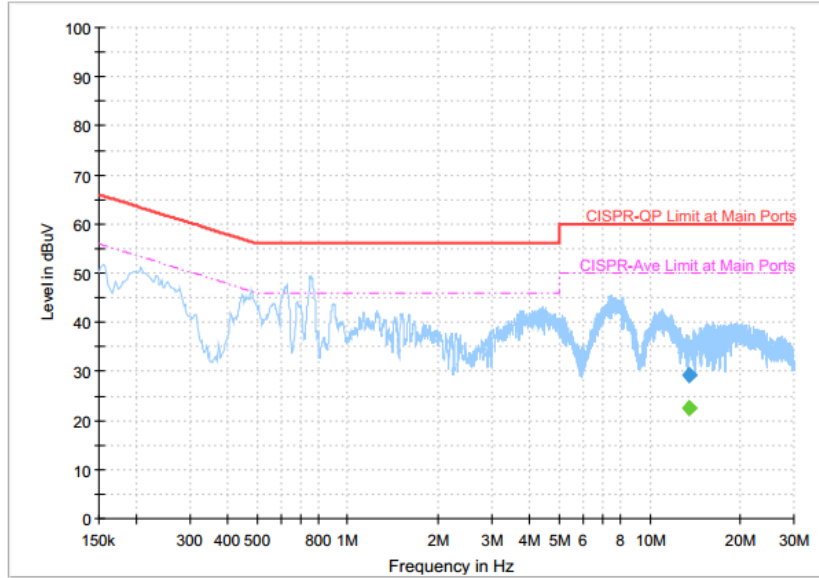


Final Result

Frequency (MHz)	QuasiPeak (dBuV)	CAverage (dBuV)	Limit (dBuV)	Margin (dB)	Line	Filter	Corr. (dB)
13.560000	---	21.98	50.00	28.02	L1	OFF	19.7
13.560000	28.75	---	60.00	31.25	L1	OFF	19.7



Test Mode :	Mode 1	Temperature :	25~27°C
Test Engineer :	Kai-Chun Chu	Relative Humidity :	50~52%
Test Voltage :	120Vac / 60Hz	Phase :	Neutral



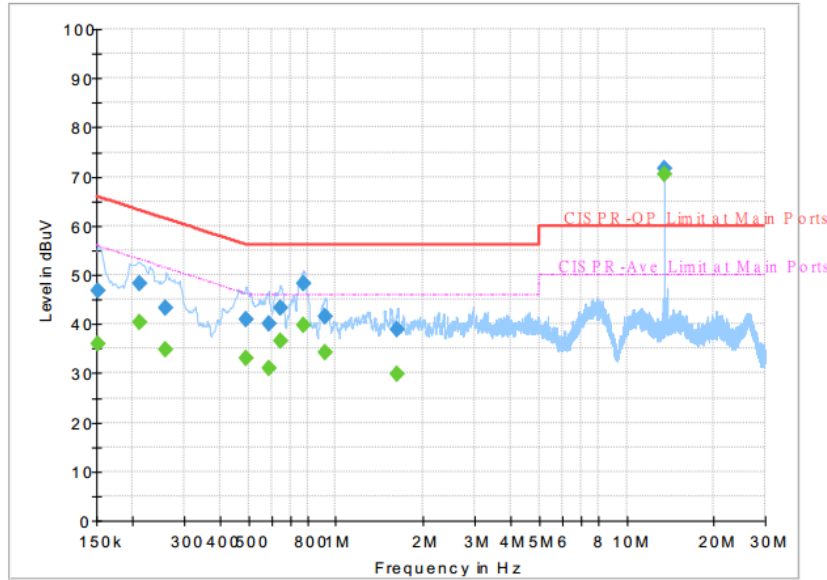
**Final Result**

Frequency (MHz)	QuasiPeak (dBuV)	CAverage (dBuV)	Limit (dBuV)	Margin (dB)	Line	Filter	Corr. (dB)
13.560000	---	22.49	50.00	27.51	N	OFF	19.8
13.560000	29.31	---	60.00	30.69	N	OFF	19.8



<Original test result with NFC antenna>

Test Mode :	Mode 2	Temperature :	25~27°C
Test Engineer :	Kai-Chun Chu	Relative Humidity :	50~52%
Test Voltage :	120Vac / 60Hz	Phase :	Line

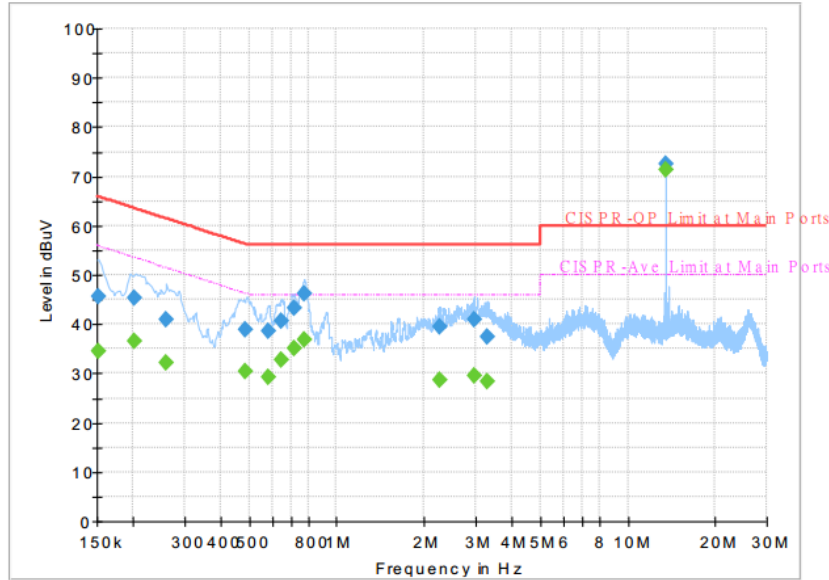


Final Result

Frequency (MHz)	QuasiPeak (dBuV)	CAverage (dBuV)	Limit (dBuV)	Margin (dB)	Line	Filter	Corr. (dB)
0.152250	---	36.04	55.88	19.84	L1	OFF	19.5
0.152250	46.75	---	65.88	19.13	L1	OFF	19.5
0.210750	---	40.39	53.18	12.79	L1	OFF	19.5
0.210750	48.26	---	63.18	14.92	L1	OFF	19.5
0.260250	---	34.76	51.42	16.66	L1	OFF	19.5
0.260250	43.39	---	61.42	18.03	L1	OFF	19.5
0.492000	---	32.97	46.13	13.16	L1	OFF	19.5
0.492000	40.84	---	56.13	15.29	L1	OFF	19.5
0.586500	---	31.05	46.00	14.95	L1	OFF	19.5
0.586500	39.93	---	56.00	16.07	L1	OFF	19.5
0.642750	---	36.50	46.00	9.50	L1	OFF	19.5
0.642750	43.26	---	56.00	12.74	L1	OFF	19.5
0.773250	---	39.78	46.00	6.22	L1	OFF	19.5
0.773250	48.31	---	56.00	7.69	L1	OFF	19.5
0.919500	---	34.23	46.00	11.77	L1	OFF	19.5
0.919500	41.60	---	56.00	14.40	L1	OFF	19.5
1.630500	---	29.89	46.00	16.11	L1	OFF	19.6
1.630500	38.81	---	56.00	17.19	L1	OFF	19.6
13.560000	---	70.46	50.00	-20.46	L1	OFF	19.7
13.560000	71.74	---	60.00	-11.74	L1	OFF	19.7



Test Mode :	Mode 2	Temperature :	25~27°C
Test Engineer :	Kai-Chun Chu	Relative Humidity :	50~52%
Test Voltage :	120Vac / 60Hz	Phase :	Neutral



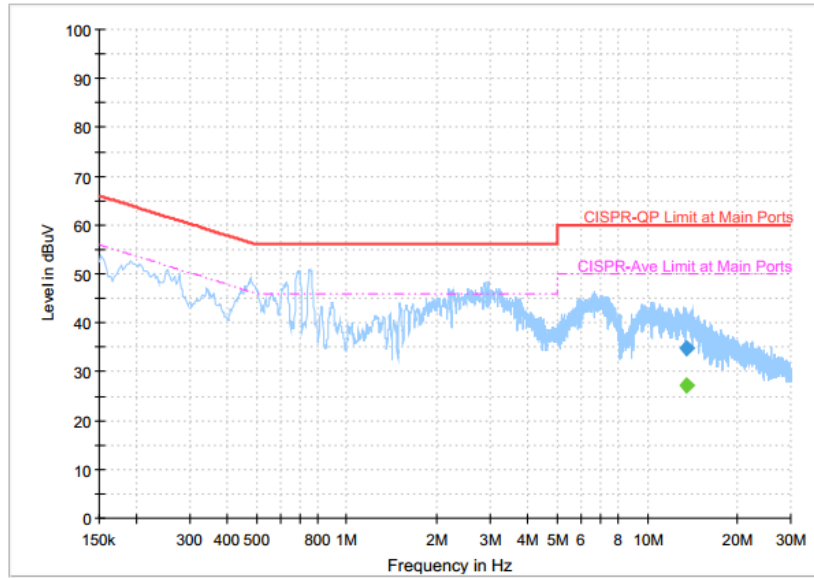
Final Result

Frequency (MHz)	QuasiPeak (dBuV)	CAverage (dBuV)	Limit (dBuV)	Margin (dB)	Line	Filter	Corr. (dB)
0.152250	---	34.51	55.88	21.37	N	OFF	19.5
0.152250	45.52	---	65.88	20.36	N	OFF	19.5
0.201750	---	36.47	53.54	17.07	N	OFF	19.5
0.201750	45.18	---	63.54	18.36	N	OFF	19.5
0.260250	---	32.30	51.42	19.12	N	OFF	19.5
0.260250	40.98	---	61.42	20.44	N	OFF	19.5
0.487500	---	30.50	46.21	15.71	N	OFF	19.5
0.487500	38.84	---	56.21	17.37	N	OFF	19.5
0.582000	---	29.37	46.00	16.63	N	OFF	19.5
0.582000	38.71	---	56.00	17.29	N	OFF	19.5
0.642750	---	32.78	46.00	13.22	N	OFF	19.5
0.642750	40.66	---	56.00	15.34	N	OFF	19.5
0.714750	---	34.94	46.00	11.06	N	OFF	19.5
0.714750	43.18	---	56.00	12.82	N	OFF	19.5
0.773250	---	36.83	46.00	9.17	N	OFF	19.5
0.773250	46.18	---	56.00	9.82	N	OFF	19.5
2.251500	---	28.55	46.00	17.45	N	OFF	19.4
2.251500	39.35	---	56.00	16.65	N	OFF	19.4
2.955750	---	29.54	46.00	16.46	N	OFF	19.6
2.955750	40.88	---	56.00	15.12	N	OFF	19.6
3.306750	---	28.36	46.00	17.64	N	OFF	19.6
3.306750	37.31	---	56.00	18.69	N	OFF	19.6
13.560000	---	71.24	50.00	-21.24	N	OFF	19.8
13.560000	72.44	---	60.00	-12.44	N	OFF	19.8



<Terminal test result with dummy load>

Test Mode :	Mode 2	Temperature :	25~27°C
Test Engineer :	Kai-Chun Chu	Relative Humidity :	50~52%
Test Voltage :	120Vac / 60Hz	Phase :	Line

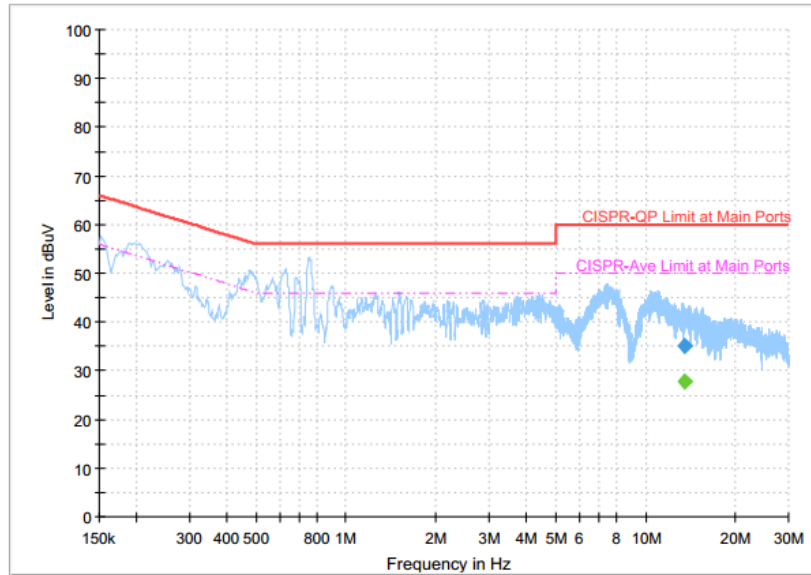


**Final Result**

Frequency (MHz)	QuasiPeak (dBuV)	CAverage (dBuV)	Limit (dBuV)	Margin (dB)	Line	Filter	Corr. (dB)
13.560000	---	27.32	50.00	22.68	L1	OFF	19.7
13.560000	34.88	---	60.00	25.12	L1	OFF	19.7



Test Mode :	Mode 2	Temperature :	25~27°C
Test Engineer :	Kai-Chun Chu	Relative Humidity :	50~52%
Test Voltage :	120Vac / 60Hz	Phase :	Neutral



**Final Result**

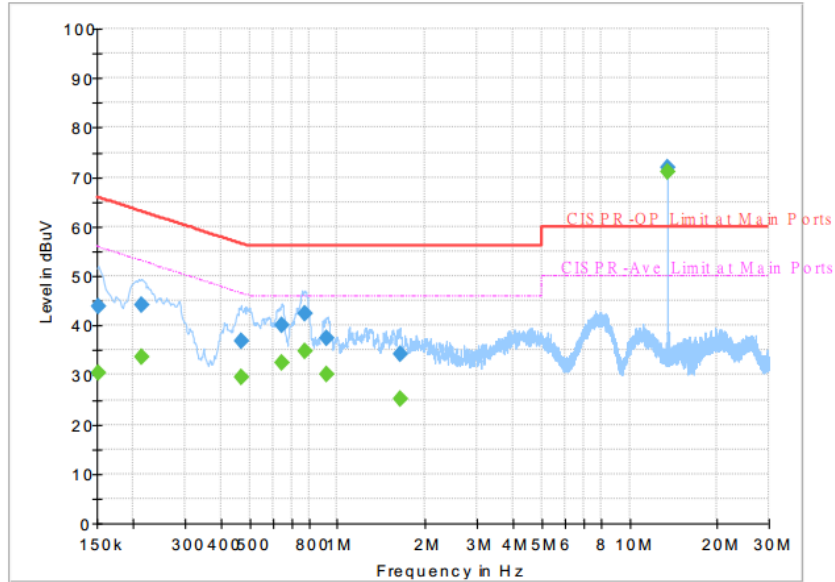
Frequency (MHz)	QuasiPeak (dBuV)	CAverage (dBuV)	Limit (dBuV)	Margin (dB)	Line	Filter	Corr. (dB)
13.560000	---	27.87	50.00	22.13	N	OFF	19.8
13.560000	35.04	---	60.00	24.96	N	OFF	19.8





<Original test result with NFC antenna>

Test Mode :	Mode 3	Temperature :	25~27°C
Test Engineer :	Kai-Chun Chu	Relative Humidity :	50~52%
Test Voltage :	120Vac / 60Hz	Phase :	Line

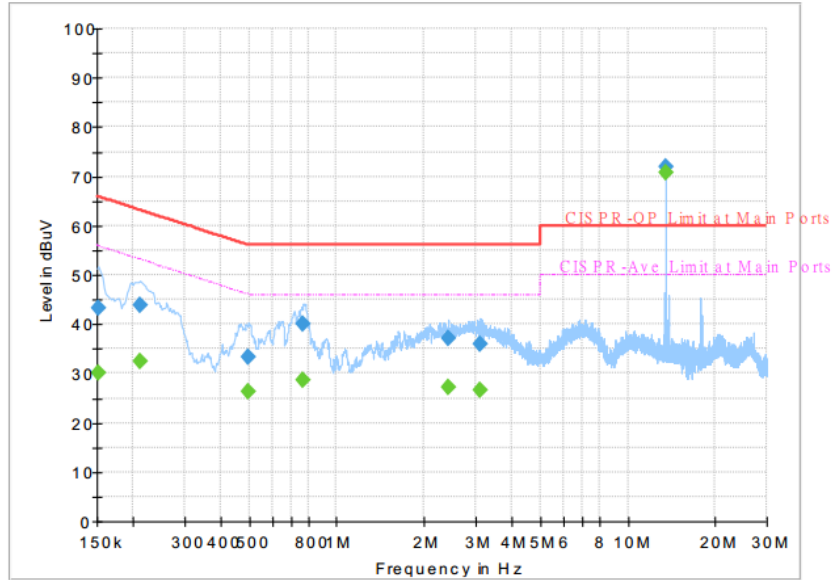


Final Result

Frequency (MHz)	QuasiPeak (dBuV)	CAverage (dBuV)	Limit (dBuV)	Margin (dB)	Line	Filter	Corr. (dB)
0.152250	---	30.36	55.88	25.52	L1	OFF	19.5
0.152250	43.74	---	65.88	22.14	L1	OFF	19.5
0.213000	---	33.73	53.09	19.36	L1	OFF	19.5
0.213000	44.23	---	63.09	18.86	L1	OFF	19.5
0.467250	---	29.44	46.56	17.12	L1	OFF	19.5
0.467250	36.98	---	56.56	19.58	L1	OFF	19.5
0.645000	---	32.60	46.00	13.40	L1	OFF	19.5
0.645000	40.14	---	56.00	15.86	L1	OFF	19.5
0.771000	---	34.68	46.00	11.32	L1	OFF	19.5
0.771000	42.48	---	56.00	13.52	L1	OFF	19.5
0.921750	---	30.11	46.00	15.89	L1	OFF	19.5
0.921750	37.30	---	56.00	18.70	L1	OFF	19.5
1.637250	---	25.15	46.00	20.85	L1	OFF	19.6
1.637250	34.24	---	56.00	21.76	L1	OFF	19.6
13.560000	---	71.10	50.00	-21.10	L1	OFF	19.7
13.560000	72.06	---	60.00	-12.06	L1	OFF	19.7



Test Mode :	Mode 3	Temperature :	25~27°C
Test Engineer :	Kai-Chun Chu	Relative Humidity :	50~52%
Test Voltage :	120Vac / 60Hz	Phase :	Neutral



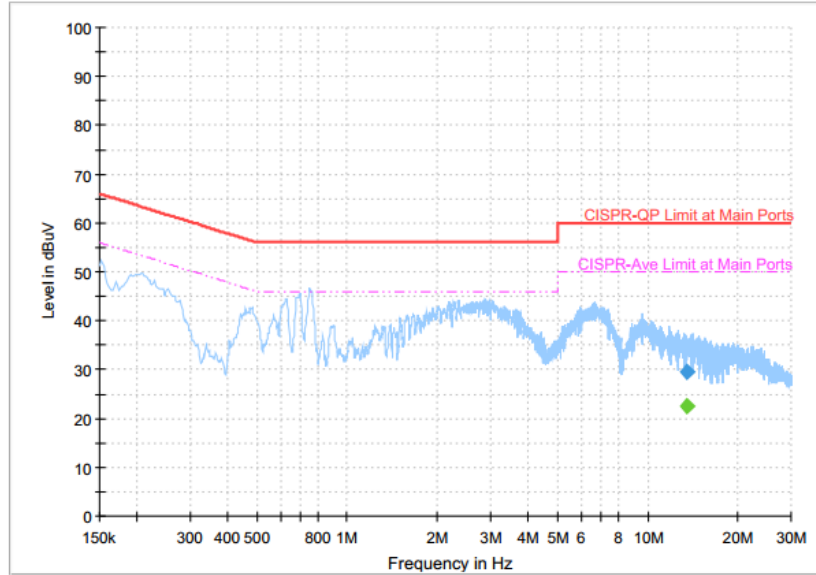
Final Result

Frequency (MHz)	QuasiPeak (dBuV)	CAverage (dBuV)	Limit (dBuV)	Margin (dB)	Line	Filter	Corr. (dB)
0.152250	---	30.08	55.88	25.80	N	OFF	19.5
0.152250	43.36	---	65.88	22.52	N	OFF	19.5
0.210750	---	32.47	53.18	20.71	N	OFF	19.5
0.210750	43.91	---	63.18	19.27	N	OFF	19.5
0.498750	---	26.21	46.02	19.81	N	OFF	19.5
0.498750	33.45	---	56.02	22.57	N	OFF	19.5
0.768750	---	28.80	46.00	17.20	N	OFF	19.5
0.768750	40.18	---	56.00	15.82	N	OFF	19.5
2.413500	---	27.30	46.00	18.70	N	OFF	19.5
2.413500	37.11	---	56.00	18.89	N	OFF	19.5
3.124500	---	26.53	46.00	19.47	N	OFF	19.6
3.124500	35.96	---	56.00	20.04	N	OFF	19.6
13.560000	---	70.75	50.00	-20.75	N	OFF	19.8
13.560000	71.84	---	60.00	-11.84	N	OFF	19.8



<Terminal test result with dummy load>

Test Mode :	Mode 3	Temperature :	25~27°C
Test Engineer :	Kai-Chun Chu	Relative Humidity :	50~52%
Test Voltage :	120Vac / 60Hz	Phase :	Line

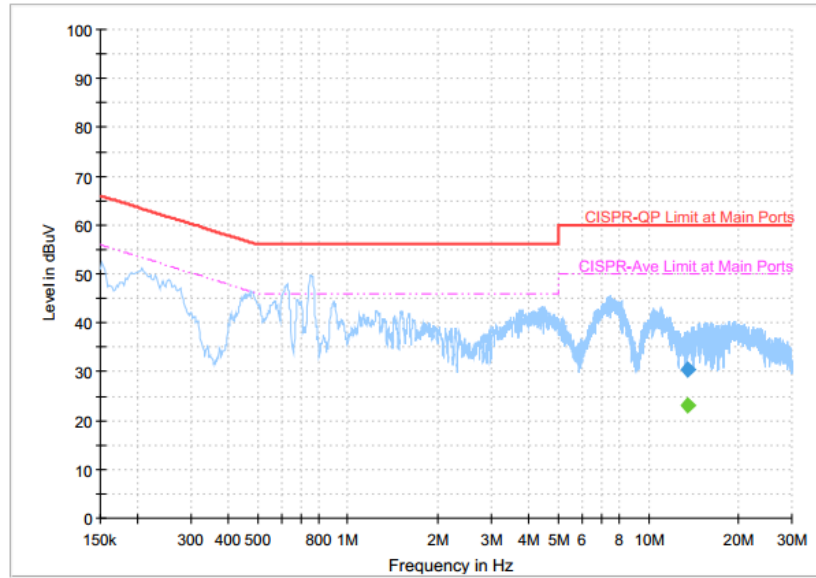


Final Result

Frequency (MHz)	QuasiPeak (dBuV)	CAverage (dBuV)	Limit (dBuV)	Margin (dB)	Line	Filter	Corr. (dB)
13.560000	---	22.59	50.00	27.41	L1	OFF	19.7
13.560000	29.48	---	60.00	30.52	L1	OFF	19.7



Test Mode :	Mode 3	Temperature :	25~27°C
Test Engineer :	Kai-Chun Chu	Relative Humidity :	50~52%
Test Voltage :	120Vac / 60Hz	Phase :	Neutral



**Final Result**

Frequency (MHz)	QuasiPeak (dBuV)	CAverage (dBuV)	Limit (dBuV)	Margin (dB)	Line	Filter	Corr. (dB)
13.560000	---	22.97	50.00	27.03	N	OFF	19.8
13.560000	30.44	---	60.00	29.56	N	OFF	19.8



## Appendix B. Radiated Spurious Emission

Test Engineer :	Jesse Wang, Stan Hsieh, and Nick Yu	Temperature :	24~26°C
		Relative Humidity :	51~53%

<CDD Mode>  
<For Earphone 1>

**Band 1 - 5150~5250MHz**  
**WIFI 802.11a (Band Edge @ 3m)**

WIFI Ant. 1	Note	Frequency ( MHz )	Level ( dBμV/m )	Over Limit ( dB )	Limit Line ( dBμV/m )	Read Level ( dBμV )	Antenna Factor ( dB/m )	Path Loss ( dB )	Preamp Factor ( dB )	Ant Pos ( cm )	Table Pos ( deg )	Peak Avg. ( P/A )	Pol. ( H/V )	
802.11a CH 36 5180MHz		5139.88	62.18	-11.82	74	51.95	34.41	10.96	35.14	277	19	P	H	
		5150	47.65	-6.35	54	37.35	34.41	11.03	35.14	277	19	A	H	
	*	5180	113.8	-	-	103.45	34.46	11.03	35.14	277	19	P	H	
	*	5180	105.91	-	-	95.56	34.46	11.03	35.14	277	19	A	H	
													H	
														H
			5138.32	59.67	-14.33	74	49.46	34.39	10.96	35.14	202	267	P	V
			5150	46.68	-7.32	54	36.38	34.41	11.03	35.14	202	267	A	V
	*		5180	112.18	-	-	101.83	34.46	11.03	35.14	202	267	P	V
	*		5180	104.63	-	-	94.28	34.46	11.03	35.14	202	267	A	V
														V
														V
802.11a CH 44 5220MHz		5143	53.67	-20.33	74	43.37	34.41	11.03	35.14	288	18	P	H	
		5149.24	42.09	-11.91	54	31.79	34.41	11.03	35.14	288	18	A	H	
	*	5220	113.38	-	-	102.92	34.5	11.1	35.14	288	18	P	H	
	*	5220	105.73	-	-	95.27	34.5	11.1	35.14	288	18	A	H	
			5456.64	49.5	-24.5	74	38.63	34.83	11.2	35.16	288	18	P	H
			5352.2	40.35	-13.65	54	29.67	34.69	11.14	35.15	288	18	A	H
			5148.46	51.4	-22.6	74	41.1	34.41	11.03	35.14	201	268	P	V
			5149.5	41.03	-12.97	54	30.73	34.41	11.03	35.14	201	268	A	V
	*		5220	110.58	-	-	100.12	34.5	11.1	35.14	201	268	P	V
	*		5220	103.28	-	-	92.82	34.5	11.1	35.14	201	268	A	V
			5360.6	49.99	-24.01	74	39.29	34.71	11.14	35.15	201	268	P	V
			5354.16	40.13	-13.87	54	29.45	34.69	11.14	35.15	201	268	A	V



<b>802.11a CH 48 5240MHz</b>		5143.26	49.78	-24.22	74	39.48	34.41	11.03	35.14	303	18	P	H
		5145.6	40.68	-13.32	54	30.38	34.41	11.03	35.14	303	18	A	H
	*	5240	112.51	-	-	102.01	34.53	11.11	35.14	303	18	P	H
	*	5240	105.25	-	-	94.75	34.53	11.11	35.14	303	18	A	H
		5358.64	50.68	-23.32	74	40	34.69	11.14	35.15	303	18	P	H
		5356.68	40.83	-13.17	54	30.15	34.69	11.14	35.15	303	18	A	H
		5134.42	50.14	-23.86	74	39.93	34.39	10.96	35.14	205	276	P	V
		5149.76	40.49	-13.51	54	30.19	34.41	11.03	35.14	205	276	A	V
	*	5240	111.13	-	-	100.63	34.53	11.11	35.14	205	276	P	V
	*	5240	103.59	-	-	93.09	34.53	11.11	35.14	205	276	A	V
		5402.6	49.67	-24.33	74	38.92	34.76	11.15	35.16	205	276	P	V
		5350	40.38	-13.62	54	29.7	34.69	11.14	35.15	205	276	A	V
Remark	1. No other spurious found. 2. All results are PASS against Peak and Average limit line.												



**Band 1 5150~5250MHz**

**WIFI 802.11a (Harmonic @ 3m)**

WIFI Ant. 1	Note	Frequency ( MHz )	Level ( dBμV/m )	Over Limit ( dB )	Limit Line ( dBμV/m )	Read Level ( dBμV )	Antenna Factor ( dB/m )	Path Loss ( dB )	Preamp Factor ( dB )	Ant Pos ( cm )	Table Pos ( deg )	Peak Avg. ( P/A )	Pol. ( H/V )
802.11a CH 36 5180MHz		10360	44.95	-23.25	68.2	50.09	37.19	17	59.33	100	0	P	H
		15540	48.96	-25.04	74	44.6	40.43	20.52	56.59	100	0	P	H
													H
													H
		10360	45.89	-22.31	68.2	51.03	37.19	17	59.33	100	0	P	V
		15540	49.46	-24.54	74	45.1	40.43	20.52	56.59	100	0	P	V
													V
													V
802.11a CH 44 5220MHz		10440	44.81	-23.39	68.2	49.73	37.25	17.1	59.27	100	0	P	H
		15660	48.3	-25.7	74	43.78	40.52	20.57	56.57	100	0	P	H
													H
													H
		10440	46.05	-22.15	68.2	50.97	37.25	17.1	59.27	100	0	P	V
		15660	48.02	-25.98	74	43.5	40.52	20.57	56.57	100	0	P	V
													V
													V
802.11a CH 48 5240MHz		10480	47.12	-21.08	68.2	51.9	37.29	17.15	59.22	100	0	P	H
		15720	48.89	-25.11	74	44.26	40.58	20.61	56.56	100	0	P	H
													H
													H
		10480	45.86	-22.34	68.2	50.64	37.29	17.15	59.22	100	0	P	V
		15720	48.42	-25.58	74	43.79	40.58	20.61	56.56	100	0	P	V
													V
													V
Remark	1. No other spurious found. 2. All results are PASS against Peak and Average limit line.												



**Band 1 5150~5250MHz**

**WIFI 802.11ac VHT20 (Band Edge @ 3m)**

WIFI Ant. 1	Note	Frequency ( MHz )	Level ( dBμV/m )	Over Limit ( dB )	Limit Line ( dBμV/m )	Read Level ( dBμV )	Antenna Factor ( dB/m )	Path Loss ( dB )	Preamp Factor ( dB )	Ant Pos ( cm )	Table Pos ( deg )	Peak Avg. ( P/A )	Pol. ( H/V )	
802.11ac VHT20 CH 36 5180MHz		5141.44	62.17	-11.83	74	51.87	34.41	11.03	35.14	278	19	P	H	
		5150	48.92	-5.08	54	38.62	34.41	11.03	35.14	278	19	A	H	
	*	5180	112.89	-	-	102.54	34.46	11.03	35.14	278	19	P	H	
	*	5180	105.33	-	-	94.98	34.46	11.03	35.14	278	19	A	H	
													H	
													H	
			5147.16	62.78	-11.22	74	52.48	34.41	11.03	35.14	200	267	P	V
			5150	47.06	-6.94	54	36.76	34.41	11.03	35.14	200	267	A	V
		*	5180	112.11	-	-	101.76	34.46	11.03	35.14	200	267	P	V
		*	5180	104.15	-	-	93.8	34.46	11.03	35.14	200	267	A	V
													V	
													V	
802.11ac VHT20 CH 44 5220MHz		5144.82	54.52	-19.48	74	44.22	34.41	11.03	35.14	288	18	P	H	
		5150	41.9	-12.1	54	31.6	34.41	11.03	35.14	288	18	A	H	
		*	5220	113.07	-	-	102.61	34.5	11.1	35.14	288	18	P	H
		*	5220	105.09	-	-	94.63	34.5	11.1	35.14	288	18	A	H
			5393.64	49.93	-24.07	74	39.19	34.74	11.15	35.15	288	18	P	H
			5354.44	40.69	-13.31	54	30.01	34.69	11.14	35.15	288	18	A	H
			5148.72	53.62	-20.38	74	43.32	34.41	11.03	35.14	200	269	P	V
			5149.76	41.5	-12.5	54	31.2	34.41	11.03	35.14	200	269	A	V
		*	5220	111.75	-	-	101.29	34.5	11.1	35.14	200	269	P	V
		*	5220	103.33	-	-	92.87	34.5	11.1	35.14	200	269	A	V
		5371.24	49.42	-24.58	74	38.72	34.71	11.14	35.15	200	269	P	V	
		5354.16	40.3	-13.7	54	29.62	34.69	11.14	35.15	200	269	A	V	





<b>802.11ac</b>  <b>VHT20</b>  <b>CH 48</b>  <b>5240MHz</b>		5148.98	50.08	-23.92	74	39.78	34.41	11.03	35.14	302	21	P	H
		5145.6	41.2	-12.8	54	30.9	34.41	11.03	35.14	302	21	A	H
	*	5240	113.07	-	-	102.57	34.53	11.11	35.14	302	21	P	H
	*	5240	105.17	-	-	94.67	34.53	11.11	35.14	302	21	A	H
		5360.04	50.9	-23.1	74	40.22	34.69	11.14	35.15	302	21	P	H
		5350.52	41.28	-12.72	54	30.6	34.69	11.14	35.15	302	21	A	H
		5113.36	49.81	-24.19	74	39.63	34.36	10.96	35.14	197	275	P	V
		5148.2	40.76	-13.24	54	30.46	34.41	11.03	35.14	197	275	A	V
	*	5240	111.28	-	-	100.78	34.53	11.11	35.14	197	275	P	V
	*	5240	103.36	-	-	92.86	34.53	11.11	35.14	197	275	A	V
		5350.52	49.32	-24.68	74	38.64	34.69	11.14	35.15	197	275	P	V
		5353.88	40.49	-13.51	54	29.81	34.69	11.14	35.15	197	275	A	V
<b>Remark</b>	1. No other spurious found. 2. All results are PASS against Peak and Average limit line.												



**Band 1 5150~5250MHz**

**WIFI 802.11ac VHT20 (Harmonic @ 3m)**

WIFI Ant. 1	Note	Frequency ( MHz )	Level ( dBμV/m )	Over Limit ( dB )	Limit Line ( dBμV/m )	Read Level (dBμV)	Antenna Factor ( dB/m )	Path Loss ( dB )	Preamp Factor ( dB )	Ant Pos ( cm )	Table Pos ( deg )	Peak Avg. (P/A)	Pol. (H/V)	
802.11ac VHT20 CH 36 5180MHz		10360	44.08	-24.12	68.2	49.22	37.19	17	59.33	100	0	P	H	
		15540	48	-26	74	43.64	40.43	20.52	56.59	100	0	P	H	
													H	
													H	
			10360	45.08	-23.12	68.2	50.22	37.19	17	59.33	100	0	P	V
			15540	48.66	-25.34	74	44.3	40.43	20.52	56.59	100	0	P	V
														V
802.11ac VHT20 CH 44 5220MHz		10440	46.36	-21.84	68.2	51.28	37.25	17.1	59.27	100	0	P	H	
		15660	49	-25	74	44.48	40.52	20.57	56.57	100	0	P	H	
													H	
													H	
			10440	45.52	-22.68	68.2	50.44	37.25	17.1	59.27	100	0	P	V
			15660	48.44	-25.56	74	43.92	40.52	20.57	56.57	100	0	P	V
														V
802.11ac VHT20 CH 48 5240MHz		10480	45.54	-22.66	68.2	50.32	37.29	17.15	59.22	100	0	P	H	
		15720	48.53	-25.47	74	43.9	40.58	20.61	56.56	100	0	P	H	
													H	
													H	
			10480	44.84	-23.36	68.2	49.62	37.29	17.15	59.22	100	0	P	V
			15720	48.7	-25.3	74	44.07	40.58	20.61	56.56	100	0	P	V
														V
Remark	1. No other spurious found.													
	2. All results are PASS against Peak and Average limit line.													



Band 1 5150~5250MHz

WIFI 802.11ac VHT40 (Band Edge @ 3m)

WIFI Ant. 1	Note	Frequency ( MHz )	Level ( dBμV/m )	Over Limit ( dB )	Limit Line ( dBμV/m )	Read Level ( dBμV )	Antenna Factor ( dB/m )	Path Loss ( dB )	Preamp Factor ( dB )	Ant Pos ( cm )	Table Pos ( deg )	Peak Avg. ( P/A )	Pol. ( H/V )
802.11ac VHT40 CH 38 5190MHz		5149.76	59.38	-14.62	74	49.08	34.41	11.03	35.14	278	20	P	H
		5149.76	52.18	-1.82	54	41.88	34.41	11.03	35.14	278	20	A	H
	*	5190	107.1	-	-	96.68	34.46	11.1	35.14	278	20	P	H
	*	5190	99.24	-	-	88.82	34.46	11.1	35.14	278	20	A	H
		5417.72	49.6	-24.4	74	38.83	34.78	11.15	35.16	278	20	P	H
		5383.84	41.14	-12.86	54	30.4	34.74	11.15	35.15	278	20	A	H
		5148.2	59.52	-14.48	74	49.22	34.41	11.03	35.14	211	276	P	V
		5150	50.99	-3.01	54	40.69	34.41	11.03	35.14	211	276	A	V
	*	5190	105.81	-	-	95.39	34.46	11.1	35.14	211	276	P	V
	*	5190	97.8	-	-	87.38	34.46	11.1	35.14	211	276	A	V
		5350.52	48.7	-25.3	74	38.02	34.69	11.14	35.15	211	276	P	V
		5445.72	41.03	-12.97	54	30.16	34.83	11.2	35.16	211	276	A	V
802.11ac VHT40 CH 46 5230MHz		5150	55.81	-18.19	74	45.51	34.41	11.03	35.14	290	20	P	H
		5150	46.2	-7.8	54	35.9	34.41	11.03	35.14	290	20	A	H
	*	5230	111.31	-	-	100.81	34.53	11.11	35.14	290	20	P	H
	*	5230	103.23	-	-	92.73	34.53	11.11	35.14	290	20	A	H
		5383.28	50.07	-23.93	74	39.33	34.74	11.15	35.15	290	20	P	H
		5350	45.41	-8.59	54	34.73	34.69	11.14	35.15	290	20	A	H
		5145.08	54.55	-19.45	74	44.25	34.41	11.03	35.14	196	276	P	V
		5150	45.86	-8.14	54	35.56	34.41	11.03	35.14	196	276	A	V
	*	5230	109.88	-	-	99.38	34.53	11.11	35.14	196	276	P	V
	*	5230	101.6	-	-	91.1	34.53	11.11	35.14	196	276	A	V
	5396.44	49.77	-24.23	74	39.01	34.76	11.15	35.15	196	276	P	V	
	5350.24	43.13	-10.87	54	32.45	34.69	11.14	35.15	196	276	A	V	
Remark	1. No other spurious found. 2. All results are PASS against Peak and Average limit line.												



**Band 1 5150~5250MHz**

**WIFI 802.11ac VHT40 (Harmonic @ 3m)**

WIFI Ant. 1	Note	Frequency ( MHz )	Level ( dBμV/m )	Over Limit ( dB )	Limit Line ( dBμV/m )	Read Level ( dBμV )	Antenna Factor ( dB/m )	Path Loss ( dB )	Preamp Factor ( dB )	Ant Pos ( cm )	Table Pos ( deg )	Peak Avg. ( P/A )	Pol. ( H/V )
802.11ac VHT40 CH 38 5190MHz		10380	45.04	-23.16	68.2	50.15	37.21	17	59.32	100	0	P	H
		15570	47.85	-26.15	74	43.44	40.46	20.54	56.59	100	0	P	H
													H
													H
		10380	44.41	-23.79	68.2	49.52	37.21	17	59.32	100	0	P	V
		15570	47.52	-26.48	74	43.11	40.46	20.54	56.59	100	0	P	V
													V
802.11ac VHT40 CH 46 5230MHz		10460	45.45	-22.75	68.2	50.34	37.26	17.1	59.25	100	0	P	H
		15690	49.41	-24.59	74	44.83	40.55	20.59	56.56	100	0	P	H
													H
													H
		10460	45.1	-23.1	68.2	49.99	37.26	17.1	59.25	100	0	P	V
		15690	48.99	-25.01	74	44.41	40.55	20.59	56.56	100	0	P	V
													V
Remark	1. No other spurious found.												
	2. All results are PASS against Peak and Average limit line.												



Band 1 5150~5250MHz

WIFI 802.11ac VHT80 (Band Edge @ 3m)

WIFI Ant. 1	Note	Frequency ( MHz )	Level ( dBμV/m )	Over Limit ( dB )	Limit Line ( dBμV/m )	Read Level (dBμV)	Antenna Factor ( dB/m )	Path Loss ( dB )	Preamp Factor ( dB )	Ant Pos ( cm )	Table Pos ( deg )	Peak Avg. (P/A)	Pol. (H/V)
802.11ac VHT80 CH 42 5210MHz		5148.46	59.09	-14.91	74	48.79	34.41	11.03	35.14	274	20	P	H
		5147.68	52.53	-1.47	54	42.23	34.41	11.03	35.14	274	20	A	H
	*	5210	103.9	-	-	93.44	34.5	11.1	35.14	274	20	P	H
	*	5210	96.49	-	-	86.03	34.5	11.1	35.14	274	20	A	H
		5414.92	50.11	-23.89	74	39.34	34.78	11.15	35.16	274	20	P	H
		5376	41.27	-12.73	54	30.57	34.71	11.14	35.15	274	20	A	H
		5148.98	58.51	-15.49	74	48.21	34.41	11.03	35.14	207	279	P	V
		5149.76	50.96	-3.04	54	40.66	34.41	11.03	35.14	207	279	A	V
	*	5210	102.38	-	-	91.92	34.5	11.1	35.14	207	279	P	V
	*	5210	94.94	-	-	84.48	34.5	11.1	35.14	207	279	A	V
		5388.32	49.18	-24.82	74	38.44	34.74	11.15	35.15	207	279	P	V
	5451.88	41.07	-12.93	54	30.2	34.83	11.2	35.16	207	279	A	V	
Remark	1. No other spurious found. 2. All results are PASS against Peak and Average limit line.												



**Band 1 5150~5250MHz**

**WIFI 802.11ac VHT80 (Harmonic @ 3m)**

WIFI Ant. 1	Note	Frequency ( MHz )	Level ( dBμV/m )	Over Limit ( dB )	Limit Line ( dBμV/m )	Read Level (dBμV)	Antenna Factor ( dB/m )	Path Loss ( dB )	Preamp Factor ( dB )	Ant Pos ( cm )	Table Pos ( deg )	Peak Avg. (P/A)	Pol. (H/V)	
802.11ac VHT80 CH 42 5210MHz		10420	44.69	-23.51	68.2	49.69	37.23	17.05	59.28	100	0	P	H	
		15630	47.86	-26.14	74	43.35	40.51	20.57	56.57	100	0	P	H	
													H	
													H	
			10420	44.8	-23.4	68.2	49.8	37.23	17.05	59.28	100	0	P	V
			15630	47.54	-26.46	74	43.03	40.51	20.57	56.57	100	0	P	V
														V
													V	
<b>Remark</b>	1. No other spurious found. 2. All results are PASS against Peak and Average limit line.													



**Band 2 - 5250~5350MHz**

**WIFI 802.11a (Band Edge @ 3m)**

WIFI	Note	Frequency	Level	Over	Limit	Read	Antenna	Path	Preamp	Ant	Table	Peak	Pol.
Ant.				Limit	Line	Level	Factor	Loss	Factor	Pos	Pos	Avg.	
1		( MHz )	( dBμV/m )	( dB )	( dBμV/m )	( dBμV )	( dB/m )	( dB )	( dB )	( cm )	( deg )	(P/A)	(H/V)
<b>802.11a CH 52 5260MHz</b>		5062.65	49.5	-24.5	74	39.44	34.29	10.9	35.13	274	18	P	H
		5149.1	40.01	-13.99	54	29.71	34.41	11.03	35.14	274	18	A	H
	*	5260	113.31	-	-	102.78	34.57	11.11	35.15	274	18	P	H
	*	5260	105.5	-	-	94.97	34.57	11.11	35.15	274	18	A	H
		5351.28	51.66	-22.34	74	40.98	34.69	11.14	35.15	274	18	P	H
		5355.84	41.31	-12.69	54	30.63	34.69	11.14	35.15	274	18	A	H
		5051.45	49.6	-24.4	74	39.63	34.27	10.83	35.13	195	279	P	V
		5128.8	39.7	-14.3	54	29.49	34.39	10.96	35.14	195	279	A	V
	*	5260	111.1	-	-	100.57	34.57	11.11	35.15	195	279	P	V
	*	5260	103.48	-	-	92.95	34.57	11.11	35.15	195	279	A	V
		5443.2	49.76	-24.24	74	38.91	34.81	11.2	35.16	195	279	P	V
		5355.84	40.4	-13.6	54	29.72	34.69	11.14	35.15	195	279	A	V
<b>802.11a CH 60 5300MHz</b>		5083.65	49.32	-24.68	74	39.23	34.32	10.9	35.13	258	17	P	H
		5137.2	39.86	-14.14	54	29.65	34.39	10.96	35.14	258	17	A	H
	*	5300	112.64	-	-	102.05	34.62	11.12	35.15	258	17	P	H
	*	5300	105.14	-	-	94.55	34.62	11.12	35.15	258	17	A	H
		5352.96	59.85	-14.15	74	49.17	34.69	11.14	35.15	258	17	P	H
		5352.48	45.02	-8.98	54	34.34	34.69	11.14	35.15	258	17	A	H
		5129.85	48.96	-25.04	74	38.75	34.39	10.96	35.14	200	277	P	V
		5145.6	39.72	-14.28	54	29.42	34.41	11.03	35.14	200	277	A	V
	*	5300	111.01	-	-	100.42	34.62	11.12	35.15	200	277	P	V
	*	5300	102.86	-	-	92.27	34.62	11.12	35.15	200	277	A	V
		5353.44	58.5	-15.5	74	47.82	34.69	11.14	35.15	200	277	P	V
		5351.04	43.37	-10.63	54	32.69	34.69	11.14	35.15	200	277	A	V



<b>802.11a CH 64 5320MHz</b>	*	5320	112.41	-	-	101.79	34.64	11.13	35.15	255	18	P	H
	*	5320	104.94	-	-	94.32	34.64	11.13	35.15	255	18	A	H
		5360.96	62.84	-11.16	74	52.14	34.71	11.14	35.15	255	18	P	H
		5350.4	49.35	-4.65	54	38.67	34.69	11.14	35.15	255	18	A	H
													H
													H
	*	5320	110.18	-	-	99.56	34.64	11.13	35.15	205	276	P	V
	*	5320	102.73	-	-	92.11	34.64	11.13	35.15	205	276	A	V
		5351.04	61.14	-12.86	74	50.46	34.69	11.14	35.15	205	276	P	V
		5350.56	46.52	-7.48	54	35.84	34.69	11.14	35.15	205	276	A	V
													V
													V
<b>Remark</b>	1. No other spurious found. 2. All results are PASS against Peak and Average limit line.												





**Band 2 5250~5350MHz**

**WIFI 802.11a (Harmonic @ 3m)**

WIFI Ant. 1	Note	Frequency ( MHz )	Level ( dBμV/m )	Over Limit ( dB )	Limit Line ( dBμV/m )	Read Level (dBμV)	Antenna Factor ( dB/m )	Path Loss ( dB )	Preamp Factor ( dB )	Ant Pos ( cm )	Table Pos ( deg )	Peak Avg. (P/A)	Pol. (H/V)
802.11a CH 52 5260MHz		10520	45.1	-23.1	68.2	49.76	37.32	17.2	59.18	100	0	P	H
		15780	47.64	-26.36	74	42.94	40.62	20.62	56.54	100	0	P	H
													H
													H
		10520	46.12	-22.08	68.2	50.78	37.32	17.2	59.18	100	0	P	V
		15780	48.26	-25.74	74	43.56	40.62	20.62	56.54	100	0	P	V
													V
													V
802.11a CH 60 5300MHz		10600	49.51	-24.49	74	53.84	37.42	17.31	59.06	100	0	P	H
		15900	49.88	-24.12	74	45	40.72	20.68	56.52	100	0	P	H
													H
													H
		10600	47.75	-26.25	74	52.08	37.42	17.31	59.06	100	0	P	V
		15900	49.72	-24.28	74	44.84	40.72	20.68	56.52	100	0	P	V
													V
													V
802.11a CH 64 5320MHz		10640	47.38	-26.62	74	51.56	37.47	17.36	59.01	100	0	P	H
		15960	49.08	-24.92	74	44.11	40.77	20.71	56.51	100	0	P	H
													H
													H
		10640	47.62	-26.38	74	51.8	37.47	17.36	59.01	100	0	P	V
		15960	49.83	-24.17	74	44.86	40.77	20.71	56.51	100	0	P	V
													V
													V
Remark	1. No other spurious found. 2. All results are PASS against Peak and Average limit line.												



**Band 2 5250~5350MHz**

**WIFI 802.11ac VHT20 (Band Edge @ 3m)**

WIFI Ant. 1	Note	Frequency ( MHz )	Level ( dBμV/m )	Over Limit ( dB )	Limit Line ( dBμV/m )	Read Level ( dBμV )	Antenna Factor ( dB/m )	Path Loss ( dB )	Preamp Factor ( dB )	Ant Pos ( cm )	Table Pos ( deg )	Peak Avg. ( P/A )	Pol. ( H/V )
802.11ac VHT20 CH 52 5260MHz		5116.2	49.16	-24.84	74	38.98	34.36	10.96	35.14	284	22	P	H
		5145.6	40.23	-13.77	54	29.93	34.41	11.03	35.14	284	22	A	H
	*	5260	112.54	-	-	102.01	34.57	11.11	35.15	284	22	P	H
	*	5260	104.91	-	-	94.38	34.57	11.11	35.15	284	22	A	H
		5355.6	50.44	-23.56	74	39.76	34.69	11.14	35.15	284	22	P	H
		5350.08	41.24	-12.76	54	30.56	34.69	11.14	35.15	284	22	A	H
		5015.4	48.84	-25.16	74	38.99	34.22	10.76	35.13	195	279	P	V
		5135.8	39.84	-14.16	54	29.63	34.39	10.96	35.14	195	279	A	V
	*	5260	111.03	-	-	100.5	34.57	11.11	35.15	195	279	P	V
	*	5260	103.42	-	-	92.89	34.57	11.11	35.15	195	279	A	V
		5358	51.43	-22.57	74	40.75	34.69	11.14	35.15	195	279	P	V
		5350.56	40.56	-13.44	54	29.88	34.69	11.14	35.15	195	279	A	V
802.11ac VHT20 CH 60 5300MHz		5118.65	49.4	-24.6	74	39.22	34.36	10.96	35.14	259	20	P	H
		5138.6	39.93	-14.07	54	29.72	34.39	10.96	35.14	259	20	A	H
	*	5300	112.2	-	-	101.61	34.62	11.12	35.15	259	20	P	H
	*	5300	104.51	-	-	93.92	34.62	11.12	35.15	259	20	A	H
		5350.32	60.16	-13.84	74	49.48	34.69	11.14	35.15	259	20	P	H
		5350.32	45.75	-8.25	54	35.07	34.69	11.14	35.15	259	20	A	H
		5080.5	49.06	-24.94	74	38.97	34.32	10.9	35.13	201	279	P	V
		5145.95	40.11	-13.89	54	29.81	34.41	11.03	35.14	201	279	A	V
	*	5300	110.45	-	-	99.86	34.62	11.12	35.15	201	279	P	V
	*	5300	102.73	-	-	92.14	34.62	11.12	35.15	201	279	A	V
	5350.8	58.21	-15.79	74	47.53	34.69	11.14	35.15	201	279	P	V	
	5350.08	43.52	-10.48	54	32.84	34.69	11.14	35.15	201	279	A	V	



<b>802.11ac</b> <b>VHT20</b> <b>CH 64</b> <b>5320MHz</b>	*	5320	112.08	-	-	101.46	34.64	11.13	35.15	255	19	P	H
	*	5320	104.33	-	-	93.71	34.64	11.13	35.15	255	19	A	H
		5352.16	64.3	-9.7	74	53.62	34.69	11.14	35.15	255	19	P	H
		5350.08	50.09	-3.91	54	39.41	34.69	11.14	35.15	255	19	A	H
													H
													H
	*	5320	110.31	-	-	99.69	34.64	11.13	35.15	205	278	P	V
	*	5320	102.47	-	-	91.85	34.64	11.13	35.15	205	278	A	V
		5360.8	60.69	-13.31	74	49.99	34.71	11.14	35.15	205	278	P	V
		5350.24	46.87	-7.13	54	36.19	34.69	11.14	35.15	205	278	A	V
													V
													V
<b>Remark</b>	1. No other spurious found. 2. All results are PASS against Peak and Average limit line.												



**Band 2 5250~5350MHz**

**WIFI 802.11ac VHT20 (Harmonic @ 3m)**

WIFI Ant. 1	Note	Frequency ( MHz )	Level ( dBμV/m )	Over Limit ( dB )	Limit Line ( dBμV/m )	Read Level (dBμV)	Antenna Factor ( dB/m )	Path Loss ( dB )	Preamp Factor ( dB )	Ant Pos ( cm )	Table Pos ( deg )	Peak Avg. (P/A)	Pol. (H/V)
802.11ac VHT20 CH 52 5260MHz		10520	47.07	-21.13	68.2	51.73	37.32	17.2	59.18	100	0	P	H
		15780	49.57	-24.43	74	44.87	40.62	20.62	56.54	100	0	P	H
													H
													H
		10520	47.35	-20.85	68.2	52.01	37.32	17.2	59.18	100	0	P	V
		15780	49.89	-24.11	74	45.19	40.62	20.62	56.54	100	0	P	V
													V
802.11ac VHT20 CH 60 5300MHz		10600	49.17	-24.83	74	53.5	37.42	17.31	59.06	100	0	P	H
		15900	49.73	-24.27	74	44.85	40.72	20.68	56.52	100	0	P	H
													H
													H
		10600	49.53	-24.47	74	53.86	37.42	17.31	59.06	100	0	P	V
		15900	49.82	-24.18	74	44.94	40.72	20.68	56.52	100	0	P	V
													V
802.11ac VHT20 CH 64 5320MHz		10640	49.77	-24.23	74	53.95	37.47	17.36	59.01	100	0	P	H
		15960	49.89	-24.11	74	44.92	40.77	20.71	56.51	100	0	P	H
													H
													H
		10640	48.76	-25.24	74	52.94	37.47	17.36	59.01	100	0	P	V
		15960	49.96	-24.04	74	44.99	40.77	20.71	56.51	100	0	P	V
													V
Remark	1. No other spurious found.												
	2. All results are PASS against Peak and Average limit line.												



Band 2 5250~5350MHz

WIFI 802.11ac VHT40 (Band Edge @ 3m)

WIFI Ant. 1	Note	Frequency ( MHz )	Level ( dBμV/m )	Over Limit ( dB )	Limit Line ( dBμV/m )	Read Level ( dBμV )	Antenna Factor ( dB/m )	Path Loss ( dB )	Preamp Factor ( dB )	Ant Pos ( cm )	Table Pos ( deg )	Peak Avg. ( P/A )	Pol. ( H/V )
802.11ac VHT40 CH 54 5270MHz		5141.4	49.39	-24.61	74	39.09	34.41	11.03	35.14	254	22	P	H
		5149.8	41.86	-12.14	54	31.56	34.41	11.03	35.14	254	22	A	H
	*	5270	111.36	-	-	100.82	34.57	11.12	35.15	254	22	P	H
	*	5270	103.44	-	-	92.9	34.57	11.12	35.15	254	22	A	H
		5355.6	57.02	-16.98	74	46.34	34.69	11.14	35.15	254	22	P	H
		5350.56	46.84	-7.16	54	36.16	34.69	11.14	35.15	254	22	A	H
		5150	49.57	-24.43	74	39.27	34.41	11.03	35.14	204	274	P	V
		5149.8	41.83	-12.17	54	31.53	34.41	11.03	35.14	204	274	A	V
	*	5270	109.03	-	-	98.49	34.57	11.12	35.15	204	274	P	V
	*	5270	100.83	-	-	90.29	34.57	11.12	35.15	204	274	A	V
		5350.32	54.36	-19.64	74	43.68	34.69	11.14	35.15	204	274	P	V
		5350.56	44.18	-9.82	54	33.5	34.69	11.14	35.15	204	274	A	V
802.11ac VHT40 CH 62 5310MHz		5108.85	49.85	-24.15	74	39.67	34.36	10.96	35.14	260	21	P	H
		5053.9	40.46	-13.54	54	30.49	34.27	10.83	35.13	260	21	A	H
	*	5310	106.44	-	-	95.82	34.64	11.13	35.15	260	21	P	H
	*	5310	98.54	-	-	87.92	34.64	11.13	35.15	260	21	A	H
		5356.32	62.06	-11.94	74	51.38	34.69	11.14	35.15	260	21	P	H
		5350.08	52.1	-1.9	54	41.42	34.69	11.14	35.15	260	21	A	H
		5148.75	49.93	-24.07	74	39.63	34.41	11.03	35.14	205	295	P	V
		5149.1	40.62	-13.38	54	30.32	34.41	11.03	35.14	205	295	A	V
	*	5310	103.88	-	-	93.26	34.64	11.13	35.15	205	295	P	V
	*	5310	96.15	-	-	85.53	34.64	11.13	35.15	205	295	A	V
	5356.56	58.38	-15.62	74	47.7	34.69	11.14	35.15	205	295	P	V	
	5350.32	49.59	-4.41	54	38.91	34.69	11.14	35.15	205	295	A	V	
Remark	1. No other spurious found. 2. All results are PASS against Peak and Average limit line.												



**Band 2 5250~5350MHz**

**WIFI 802.11ac VHT40 (Harmonic @ 3m)**

WIFI Ant. 1	Note	Frequency ( MHz )	Level ( dBμV/m )	Over Limit ( dB )	Limit Line ( dBμV/m )	Read Level (dBμV)	Antenna Factor ( dB/m )	Path Loss ( dB )	Preamp Factor ( dB )	Ant Pos ( cm )	Table Pos ( deg )	Peak Avg. (P/A)	Pol. (H/V)	
802.11ac VHT40 CH 54 5270MHz		10540	48.2	-20	68.2	52.81	37.34	17.2	59.15	100	0	P	H	
		15810	49.92	-24.08	74	45.17	40.65	20.64	56.54	100	0	P	H	
													H	
													H	
			10540	48.55	-19.65	68.2	53.16	37.34	17.2	59.15	100	0	P	V
			15810	49.95	-24.05	74	45.2	40.65	20.64	56.54	100	0	P	V
														V
802.11ac VHT40 CH 62 5310MHz		10620	47.74	-26.26	74	52.02	37.44	17.31	59.03	100	0	P	H	
		15930	49.92	-24.08	74	44.99	40.74	20.7	56.51	100	0	P	H	
													H	
													H	
			10620	47.81	-26.19	74	52.09	37.44	17.31	59.03	100	0	P	V
			15930	50.25	-23.75	74	45.32	40.74	20.7	56.51	100	0	P	V
														V
Remark	1. No other spurious found.													
	2. All results are PASS against Peak and Average limit line.													



Band 2 5250~5350MHz

WIFI 802.11ac VHT80 (Band Edge @ 3m)

WIFI Ant. 1	Note	Frequency ( MHz )	Level ( dBμV/m )	Over Limit ( dB )	Limit Line ( dBμV/m )	Read Level (dBμV)	Antenna Factor ( dB/m )	Path Loss ( dB )	Preamp Factor ( dB )	Ant Pos ( cm )	Table Pos ( deg )	Peak Avg. (P/A)	Pol. (H/V)
802.11ac VHT80 CH 58 5290MHz		5103.95	48.69	-25.31	74	38.53	34.34	10.96	35.14	266	22	P	H
		5136.5	40.87	-13.13	54	30.66	34.39	10.96	35.14	266	22	A	H
	*	5290	101.96	-	-	91.39	34.6	11.12	35.15	266	22	P	H
	*	5290	94.46	-	-	83.89	34.6	11.12	35.15	266	22	A	H
		5359.2	60.25	-13.75	74	49.57	34.69	11.14	35.15	266	22	P	H
		5350.56	52.73	-1.27	54	42.05	34.69	11.14	35.15	266	22	A	H
		5086.1	49.32	-24.68	74	39.23	34.32	10.9	35.13	213	287	P	V
		5149.8	40.64	-13.36	54	30.34	34.41	11.03	35.14	213	287	A	V
	*	5290	100.31	-	-	89.74	34.6	11.12	35.15	213	287	P	V
	*	5290	92.79	-	-	82.22	34.6	11.12	35.15	213	287	A	V
		5356.08	57.66	-16.34	74	46.98	34.69	11.14	35.15	213	287	P	V
	5352.96	50.15	-3.85	54	39.47	34.69	11.14	35.15	213	287	A	V	
Remark	1. No other spurious found. 2. All results are PASS against Peak and Average limit line.												



Band 2 5250~5350MHz

WIFI 802.11ac VHT80 (Harmonic @ 3m)

WIFI Ant. 1	Note	Frequency ( MHz )	Level ( dBμV/m )	Over Limit ( dB )	Limit Line ( dBμV/m )	Read Level (dBμV)	Antenna Factor ( dB/m )	Path Loss ( dB )	Preamp Factor ( dB )	Ant Pos ( cm )	Table Pos ( deg )	Peak Avg. (P/A)	Pol. (H/V)	
802.11ac VHT80 CH 58 5290MHz		10570	47.43	-20.77	68.2	51.89	37.38	17.26	59.1	100	0	P	H	
		15870	51.1	-22.9	74	46.24	40.7	20.68	56.52	100	0	P	H	
													H	
													H	
			10570	47.3	-20.9	68.2	51.76	37.38	17.26	59.1	100	0	P	V
			15870	51.32	-22.68	74	46.46	40.7	20.68	56.52	100	0	P	V
														V
													V	
Remark	1. No other spurious found. 2. All results are PASS against Peak and Average limit line.													





**Band 3 - 5470~5725MHz**

**WIFI 802.11a (Band Edge @ 3m)**

WIFI	Note	Frequency	Level	Over	Limit	Read	Antenna	Path	Preamp	Ant	Table	Peak	Pol.	
Ant.				Limit	Line	Level	Factor	Loss	Factor	Pos	Pos	Avg.		
1		( MHz )	( dBμV/m )	( dB )	( dBμV/m )	( dBμV )	( dB/m )	( dB )	( dB )	( cm )	( deg )	( P/A )	( H/V )	
<b>802.11a CH 100 5500MHz</b>		5459.9	57.36	-16.64	74	46.49	34.83	11.2	35.16	209	19	P	H	
		5469.04	62.24	-5.96	68.2	51.3	34.85	11.25	35.16	209	19	P	H	
		5459.76	48.18	-5.82	54	37.31	34.83	11.2	35.16	209	19	A	H	
	*	5500	113.73	-	-	102.74	34.9	11.25	35.16	209	19	P	H	
	*	5500	105.94	-	-	94.95	34.9	11.25	35.16	209	19	A	H	
														H
			5459.6	53.52	-20.48	74	42.65	34.83	11.2	35.16	194	294	P	V
			5467.92	56.95	-11.25	68.2	46.01	34.85	11.25	35.16	194	294	P	V
			5459.6	45.45	-8.55	54	34.58	34.83	11.2	35.16	194	294	A	V
	*		5500	109.66	-	-	98.67	34.9	11.25	35.16	194	294	P	V
	*		5500	102.02	-	-	91.03	34.9	11.25	35.16	194	294	A	V
														V
<b>802.11a CH 116 5580MHz</b>		5405.92	49.38	-24.62	74	38.63	34.76	11.15	35.16	202	19	P	H	
		5463.28	48.5	-19.7	68.2	37.56	34.85	11.25	35.16	202	19	P	H	
		5452.24	40.24	-13.76	54	29.37	34.83	11.2	35.16	202	19	A	H	
	*	5580	114.53	-	-	103.36	35	11.35	35.18	202	19	P	H	
	*	5580	106.69	-	-	95.52	35	11.35	35.18	202	19	A	H	
			5741.69	50.63	-17.57	68.2	39.07	35.24	11.53	35.21	202	19	P	H
			5361.04	48.48	-25.52	74	37.78	34.71	11.14	35.15	203	303	P	V
			5464	49.77	-18.43	68.2	38.83	34.85	11.25	35.16	203	303	P	V
			5456.8	39.82	-14.18	54	28.95	34.83	11.2	35.16	203	303	A	V
	*		5580	110.55	-	-	99.38	35	11.35	35.18	203	303	P	V
	*		5580	102.71	-	-	91.54	35	11.35	35.18	203	303	A	V
			5751.14	50.41	-17.79	68.2	38.85	35.24	11.53	35.21	203	303	P	V



<b>802.11a</b> <b>CH 140</b> <b>5700MHz</b>	*	5700	113.8	-	-	102.37	35.17	11.46	35.2	177	22	P	H
	*	5700	105.59	-	-	94.16	35.17	11.46	35.2	177	22	A	H
		5725.72	66.31	-1.89	68.2	54.8	35.21	11.5	35.2	177	22	P	H
													H
													H
													H
	*	5700	110.01	-	-	98.58	35.17	11.46	35.2	226	298	P	V
	*	5700	102.36	-	-	90.93	35.17	11.46	35.2	226	298	A	V
		5725.4	63.53	-4.67	68.2	52.02	35.21	11.5	35.2	226	298	P	V
													V
													V
													V
<b>Remark</b>	1. No other spurious found. 2. All results are PASS against Peak and Average limit line.												



**Band 3 - 5470~5725MHz**

**WIFI 802.11a (Harmonic @ 3m)**

WIFI Ant. 1	Note	Frequency ( MHz )	Level ( dBµV/m )	Over Limit ( dB )	Limit Line ( dBµV/m )	Read Level (dBµV)	Antenna Factor ( dB/m )	Path Loss ( dB )	Preamp Factor ( dB )	Ant Pos ( cm )	Table Pos ( deg )	Peak Avg. (P/A)	Pol. (H/V)	
802.11a CH 100 5500MHz		11000	48.97	-25.03	74	51.76	37.9	17.81	58.5	100	0	P	H	
		16500	52.68	-15.52	68.2	45.93	41.8	21.15	56.2	100	0	P	H	
													H	
													H	
		11000	49.16	-24.84	74	51.95	37.9	17.81	58.5	100	0	P	V	
		16500	52.73	-15.47	68.2	45.98	41.8	21.15	56.2	100	0	P	V	
														V
														V
802.11a CH 116 5580MHz		11160	50.05	-23.95	74	52.06	38.07	18.02	58.1	100	0	P	H	
		16740	50.34	-17.86	68.2	43.05	41.94	21.36	56.01	100	0	P	H	
													H	
													H	
		11160	50.59	-23.41	74	52.6	38.07	18.02	58.1	100	0	P	V	
		16740	49.96	-18.24	68.2	42.67	41.94	21.36	56.01	100	0	P	V	
														V
														V
802.11a CH 140 5700MHz		11400	48.05	-25.95	74	48.96	38.3	18.33	57.54	100	0	P	H	
		17100	51.53	-16.67	68.2	43.68	41.96	21.67	55.78	100	0	P	H	
													H	
													H	
		11400	47.66	-26.34	74	48.57	38.3	18.33	57.54	100	0	P	V	
		17100	52.2	-16	68.2	44.35	41.96	21.67	55.78	100	0	P	V	
														V
														V
<b>Remark</b>	1. No other spurious found. 2. All results are PASS against Peak and Average limit line.													



**Band 3 - 5470~5725MHz**

**WIFI 802.11ac VHT20 (Band Edge @ 3m)**

WIFI Ant. 1	Note	Frequency ( MHz )	Level ( dBμV/m )	Over Limit ( dB )	Limit Line ( dBμV/m )	Read Level (dBμV)	Antenna Factor ( dB/m )	Path Loss ( dB )	Preamp Factor ( dB )	Ant Pos ( cm )	Table Pos ( deg )	Peak Avg. (P/A)	Pol. (H/V)	
802.11ac VHT20 CH 100 5500MHz		5458.16	61.97	-12.03	74	51.1	34.83	11.2	35.16	200	19	P	H	
		5469.52	65.77	-2.43	68.2	54.83	34.85	11.25	35.16	200	19	P	H	
		5459.76	49.94	-4.06	54	39.07	34.83	11.2	35.16	200	19	A	H	
	*	5500	114.69	-	-	103.7	34.9	11.25	35.16	200	19	P	H	
	*	5500	106.76	-	-	95.77	34.9	11.25	35.16	200	19	A	H	
														H
			5456.88	57.44	-16.56	74	46.57	34.83	11.2	35.16	194	281	P	V
			5467.76	59.62	-8.58	68.2	48.68	34.85	11.25	35.16	194	281	P	V
			5460	45.94	-8.06	54	35.07	34.83	11.2	35.16	194	281	A	V
	*		5500	109.76	-	-	98.77	34.9	11.25	35.16	194	281	P	V
	*		5500	101.72	-	-	90.73	34.9	11.25	35.16	194	281	A	V
														V
802.11ac VHT20 CH 116 5580MHz		5370.64	48.74	-25.26	74	38.04	34.71	11.14	35.15	202	19	P	H	
		5469.52	48.71	-19.49	68.2	37.77	34.85	11.25	35.16	202	19	P	H	
		5452.72	40.77	-13.23	54	29.9	34.83	11.2	35.16	202	19	A	H	
	*	5580	112.77	-	-	101.6	35	11.35	35.18	202	19	P	H	
	*	5580	104.86	-	-	93.69	35	11.35	35.18	202	19	A	H	
			5731.61	50.74	-17.46	68.2	39.24	35.21	11.5	35.21	202	19	P	H
			5426.8	49.06	-24.94	74	38.24	34.78	11.2	35.16	203	303	P	V
			5469.04	48.75	-19.45	68.2	37.81	34.85	11.25	35.16	203	303	P	V
			5454.88	39.91	-14.09	54	29.04	34.83	11.2	35.16	203	303	A	V
	*		5580	108.79	-	-	97.62	35	11.35	35.18	203	303	P	V
	*		5580	100.85	-	-	89.68	35	11.35	35.18	203	303	A	V
			5759.96	51.81	-16.39	68.2	40.24	35.26	11.53	35.22	203	303	P	V



<b>802.11ac</b> <b>VHT20</b> <b>CH 140</b> <b>5700MHz</b>	*	5700	112	-	-	100.57	35.17	11.46	35.2	202	24	P	H
	*	5700	104.37	-	-	92.94	35.17	11.46	35.2	202	24	A	H
		5727.08	66.45	-1.75	68.2	54.94	35.21	11.5	35.2	202	24	P	H
													H
													H
													H
	*	5700	109.05	-	-	97.62	35.17	11.46	35.2	351	295	P	V
	*	5700	101.46	-	-	90.03	35.17	11.46	35.2	351	295	A	V
		5725.48	63.49	-4.71	68.2	51.98	35.21	11.5	35.2	351	295	P	V
													V
													V
													V
<b>Remark</b>	1. No other spurious found. 2. All results are PASS against Peak and Average limit line.												



Band 3 - 5470~5725MHz

WIFI 802.11ac VHT20 (Harmonic @ 3m)

WIFI Ant. 1	Note	Frequency ( MHz )	Level ( dBμV/m )	Over Limit ( dB )	Limit Line ( dBμV/m )	Read Level (dBμV)	Antenna Factor ( dB/m )	Path Loss ( dB )	Preamp Factor ( dB )	Ant Pos ( cm )	Table Pos ( deg )	Peak Avg. (P/A)	Pol. (H/V)	
802.11ac VHT20 CH 100 5500MHz		11000	49.23	-24.77	74	52.02	37.9	17.81	58.5	100	0	P	H	
		16500	52.92	-15.28	68.2	46.17	41.8	21.15	56.2	100	0	P	H	
													H	
													H	
			11000	48.54	-25.46	74	51.33	37.9	17.81	58.5	100	0	P	V
			16500	52.31	-15.89	68.2	45.56	41.8	21.15	56.2	100	0	P	V
														V
802.11ac VHT20 CH 116 5580MHz		11160	49.24	-24.76	74	51.25	38.07	18.02	58.1	100	0	P	H	
		16740	52.73	-15.47	68.2	45.44	41.94	21.36	56.01	100	0	P	H	
													H	
													H	
			11160	49.68	-24.32	74	51.69	38.07	18.02	58.1	100	0	P	V
			16740	52.33	-15.87	68.2	45.04	41.94	21.36	56.01	100	0	P	V
														V
802.11ac VHT20 CH 140 5700MHz		11400	48.59	-25.41	74	49.5	38.3	18.33	57.54	100	0	P	H	
		17100	52.66	-15.54	68.2	44.81	41.96	21.67	55.78	100	0	P	H	
													H	
													H	
			11400	48.93	-25.07	74	49.84	38.3	18.33	57.54	100	0	P	V
			17100	52.26	-15.94	68.2	44.41	41.96	21.67	55.78	100	0	P	V
														V
Remark	1. No other spurious found.													
	2. All results are PASS against Peak and Average limit line.													



**Band 3 - 5470~5725MHz**

**WIFI 802.11ac VHT40 (Band Edge @ 3m)**

WIFI Ant. 1	Note	Frequency ( MHz )	Level ( dBµV/m )	Over Limit ( dB )	Limit Line ( dBµV/m )	Read Level ( dBµV )	Antenna Factor ( dB/m )	Path Loss ( dB )	Preamp Factor ( dB )	Ant Pos ( cm )	Table Pos ( deg )	Peak Avg. ( P/A )	Pol. ( H/V )
802.11ac VHT40 CH 102 5510MHz		5459.68	60.47	-13.53	74	49.6	34.83	11.2	35.16	212	21	P	H
		5469.76	66.38	-1.82	68.2	55.44	34.85	11.25	35.16	212	21	P	H
		5459.92	51.8	-2.2	54	40.93	34.83	11.2	35.16	212	21	A	H
	*	5510	109.16	-	-	98.13	34.9	11.3	35.17	212	21	P	H
	*	5510	101.46	-	-	90.43	34.9	11.3	35.17	212	21	A	H
		5759.645	51.78	-16.42	68.2	40.21	35.26	11.53	35.22	212	21	P	H
		5452.72	57.41	-16.59	74	46.54	34.83	11.2	35.16	192	283	P	V
		5469.76	61.91	-6.29	68.2	50.97	34.85	11.25	35.16	192	283	P	V
		5459.92	47.49	-6.51	54	36.62	34.83	11.2	35.16	192	283	A	V
	*	5510	103.86	-	-	92.83	34.9	11.3	35.17	192	283	P	V
	*	5510	96.3	-	-	85.27	34.9	11.3	35.17	192	283	A	V
		5754.92	50.99	-17.21	68.2	39.41	35.26	11.53	35.21	192	283	P	V
802.11ac VHT40 CH 110 5550MHz		5457.52	56.96	-17.04	74	46.09	34.83	11.2	35.16	196	25	P	H
		5467.84	61.3	-6.9	68.2	50.36	34.85	11.25	35.16	196	25	P	H
		5459.2	50.16	-3.84	54	39.29	34.83	11.2	35.16	196	25	A	H
	*	5550	113.49	-	-	102.34	34.97	11.35	35.17	196	25	P	H
	*	5550	105.68	-	-	94.53	34.97	11.35	35.17	196	25	A	H
		5732.555	52.81	-15.39	68.2	41.31	35.21	11.5	35.21	196	25	P	H
		5454.16	51.93	-22.07	74	41.06	34.83	11.2	35.16	379	272	P	V
		5468.8	54.37	-13.83	68.2	43.43	34.85	11.25	35.16	379	272	P	V
		5457.76	44.53	-9.47	54	33.66	34.83	11.2	35.16	379	272	A	V
	*	5550	107.11	-	-	95.96	34.97	11.35	35.17	379	272	P	V
	*	5550	99.25	-	-	88.1	34.97	11.35	35.17	379	272	A	V
		5743.265	50.91	-17.29	68.2	39.35	35.24	11.53	35.21	379	272	P	V



<b>802.11ac</b>  <b>VHT40</b>  <b>CH 134</b>  <b>5670MHz</b>		5452.55	49.55	-24.45	74	38.68	34.83	11.2	35.16	192	23	P	H
		5469.35	50.3	-17.9	68.2	39.36	34.85	11.25	35.16	192	23	P	H
		5448.35	41.04	-12.96	54	30.17	34.83	11.2	35.16	192	23	A	H
	*	5670	112.7	-	-	101.29	35.14	11.46	35.19	192	23	P	H
	*	5670	104.95	-	-	93.54	35.14	11.46	35.19	192	23	A	H
		5731.925	67.11	-1.09	68.2	55.61	35.21	11.5	35.21	192	23	P	H
		5430.5	50.92	-23.08	74	40.07	34.81	11.2	35.16	375	295	P	V
		5459.9	48.77	-25.23	74	37.9	34.83	11.2	35.16	375	295	P	V
		5455.7	40.83	-13.17	54	29.96	34.83	11.2	35.16	375	295	A	V
	*	5670	108.75	-	-	97.34	35.14	11.46	35.19	375	295	P	V
	*	5670	101.04	-	-	89.63	35.14	11.46	35.19	375	295	A	V
		5731.925	62.55	-5.65	68.2	51.05	35.21	11.5	35.21	375	295	P	V
<b>Remark</b>	1. No other spurious found. 2. All results are PASS against Peak and Average limit line.												





**Band 3 - 5470~5725MHz**

**WIFI 802.11ac VHT40 (Harmonic @ 3m)**

WIFI Ant. 1	Note	Frequency ( MHz )	Level ( dBμV/m )	Over Limit ( dB )	Limit Line ( dBμV/m )	Read Level ( dBμV )	Antenna Factor ( dB/m )	Path Loss ( dB )	Preamp Factor ( dB )	Ant Pos ( cm )	Table Pos ( deg )	Peak Avg. ( P/A )	Pol. ( H/V )	
802.11ac VHT40 CH 102 5510MHz		11010	48.52	-25.48	74	51.25	37.92	17.81	58.46	100	0	P	H	
		16530	53.2	-15	68.2	46.37	41.82	21.18	56.17	100	0	P	H	
													H	
													H	
			11010	48.78	-25.22	74	51.51	37.92	17.81	58.46	100	0	P	V
			16530	52.21	-15.99	68.2	45.38	41.82	21.18	56.17	100	0	P	V
														V
802.11ac VHT40 CH 110 5550MHz		11000	48.8	-25.2	74	51.59	37.9	17.81	58.5	100	0	P	H	
		16650	52.62	-15.58	68.2	45.53	41.89	21.28	56.08	100	0	P	H	
													H	
													H	
			11000	48.93	-25.07	74	51.72	37.9	17.81	58.5	100	0	P	V
			16650	53.94	-14.26	68.2	46.85	41.89	21.28	56.08	100	0	P	V
														V
802.11ac VHT40 CH 134 5670MHz		11340	48.79	-25.21	74	50.03	38.23	18.23	57.7	100	0	P	H	
		17010	52.98	-15.22	68.2	45.1	42.08	21.6	55.8	100	0	P	H	
													H	
													H	
			11340	48.31	-25.69	74	49.55	38.23	18.23	57.7	100	0	P	V
			17010	53.36	-14.84	68.2	45.48	42.08	21.6	55.8	100	0	P	V
														V
Remark	1. No other spurious found.													
	2. All results are PASS against Peak and Average limit line.													



Band 3 5470~5725MHz

WIFI 802.11ac VHT80 (Band Edge @ 3m)

WIFI Ant. 1	Note	Frequency ( MHz )	Level ( dBμV/m )	Over Limit ( dB )	Limit Line ( dBμV/m )	Read Level ( dBμV )	Antenna Factor ( dB/m )	Path Loss ( dB )	Preamp Factor ( dB )	Ant Pos ( cm )	Table Pos ( deg )	Peak Avg. ( P/A )	Pol. ( H/V )
802.11ac VHT80 CH 106 5530MHz		5459.68	58.64	-15.36	74	47.77	34.83	11.2	35.16	218	24	P	H
		5469.76	61.49	-6.71	68.2	50.55	34.85	11.25	35.16	218	24	P	H
		5459.92	51.42	-2.58	54	40.55	34.83	11.2	35.16	218	24	A	H
	*	5530	104.54	-	-	93.49	34.92	11.3	35.17	218	24	P	H
	*	5530	97.34	-	-	86.29	34.92	11.3	35.17	218	24	A	H
		5759.645	51.95	-16.25	68.2	40.38	35.26	11.53	35.22	218	24	P	H
		5454.64	53.62	-20.38	74	42.75	34.83	11.2	35.16	200	291	P	V
		5464.24	55.73	-12.47	68.2	44.79	34.85	11.25	35.16	200	291	P	V
		5459.68	46.53	-7.47	54	35.66	34.83	11.2	35.16	200	291	A	V
	*	5530	98.21	-	-	87.16	34.92	11.3	35.17	200	291	P	V
	*	5530	90.87	-	-	79.82	34.92	11.3	35.17	200	291	A	V
		5725.625	51.07	-17.13	68.2	39.56	35.21	11.5	35.2	200	291	P	V
802.11ac VHT80 CH 122 5610MHz		5457.76	57.59	-16.41	74	46.72	34.83	11.2	35.16	204	25	P	H
		5463.28	59.43	-8.77	68.2	48.49	34.85	11.25	35.16	204	25	P	H
		5458.72	48.99	-5.01	54	38.12	34.83	11.2	35.16	204	25	A	H
	*	5610	109.03	-	-	97.77	35.04	11.4	35.18	204	25	P	H
	*	5610	101.48	-	-	90.22	35.04	11.4	35.18	204	25	A	H
		5727.83	64.94	-3.26	68.2	53.43	35.21	11.5	35.2	204	25	P	H
		5452.96	52.04	-21.96	74	41.17	34.83	11.2	35.16	194	285	P	V
		5464.96	53.1	-15.1	68.2	42.16	34.85	11.25	35.16	194	285	P	V
		5459.68	45.06	-8.94	54	34.19	34.83	11.2	35.16	194	285	A	V
	*	5610	103.29	-	-	92.03	35.04	11.4	35.18	194	285	P	V
	*	5610	95.52	-	-	84.26	35.04	11.4	35.18	194	285	A	V
		5731.925	56.51	-11.69	68.2	45.01	35.21	11.5	35.21	194	285	P	V
Remark	1. No other spurious found. 2. All results are PASS against Peak and Average limit line.												



**Band 3 5470~5725MHz**

**WIFI 802.11ac VHT80 (Harmonic @ 3m)**

WIFI Ant. 1	Note	Frequency ( MHz )	Level ( dBμV/m )	Over Limit ( dB )	Limit Line ( dBμV/m )	Read Level (dBμV)	Antenna Factor ( dB/m )	Path Loss ( dB )	Preamp Factor ( dB )	Ant Pos ( cm )	Table Pos ( deg )	Peak Avg. (P/A)	Pol. (H/V)	
802.11ac VHT80 CH 106 5530MHz		11060	48.22	-25.78	74	50.72	37.97	17.87	58.34	100	0	P	H	
		16590	52.15	-16.05	68.2	45.18	41.85	21.25	56.13	100	0	P	H	
													H	
													H	
			11060	48.52	-25.48	74	51.02	37.97	17.87	58.34	100	0	P	V
			16590	51.56	-16.64	68.2	44.59	41.85	21.25	56.13	100	0	P	V
														V
802.11ac VHT80 CH 122 5610MHz		11220	48.93	-25.07	74	50.72	38.12	18.07	57.98	100	0	P	H	
		16830	52.63	-15.57	68.2	45.12	42	21.45	55.94	100	0	P	H	
													H	
													H	
			11220	49.55	-24.45	74	51.34	38.12	18.07	57.98	100	0	P	V
			16830	52.61	-15.59	68.2	45.1	42	21.45	55.94	100	0	P	V
														V
Remark	1. No other spurious found.													
	2. All results are PASS against Peak and Average limit line.													



**Band 3 - Straddle Channel**

**WIFI 802.11a (Band Edge @ 3m)**

WIFI	Note	Frequency	Level	Over	Limit	Read	Antenna	Path	Preamp	Ant	Table	Peak	Pol.
Ant.				Limit	Line	Level	Factor	Loss	Factor	Pos	Pos	Avg.	
1		( MHz )	( dBμV/m )	( dB )	( dBμV/m )	( dBμV )	( dB/m )	( dB )	( dB )	( cm )	( deg )	( P/A )	( H/V )
802.11a CH 144 5720MHz	*	5720	115.76	-	-	104.25	35.21	11.5	35.2	193	23	P	H
	*	5720	108.11	-	-	96.6	35.21	11.5	35.2	193	23	A	H
													H
													H
													H
													H
	*	5720	113.45	-	-	101.94	35.21	11.5	35.2	365	298	P	V
	*	5720	105.44	-	-	93.93	35.21	11.5	35.2	365	298	A	V
													V
													V
													V
	<b>Remark</b>	1. No other spurious found. 2. All results are PASS against Peak and Average limit line.											



**Band 3 - Straddle Channel**  
**WIFI 802.11a (Harmonic @ 3m)**

WIFI Ant. 1	Note	Frequency ( MHz )	Level ( dBμV/m )	Over Limit ( dB )	Limit Line ( dBμV/m )	Read Level ( dBμV )	Antenna Factor ( dB/m )	Path Loss ( dB )	Preamp Factor ( dB )	Ant Pos ( cm )	Table Pos ( deg )	Peak Avg. ( P/A )	Pol. ( H/V )	
802.11a CH 144 5720MHz		11440	49.73	-24.27	74	50.48	38.33	18.38	57.46	100	0	P	H	
		17160	53.5	-14.7	68.2	45.66	41.87	21.74	55.77	100	0	P	H	
													H	
													H	
			11440	48.75	-25.25	74	49.5	38.33	18.38	57.46	100	0	P	V
			17160	53.13	-15.07	68.2	45.29	41.87	21.74	55.77	100	0	P	V
														V
														V
<b>Remark</b>	1. No other spurious found. 2. All results are PASS against Peak and Average limit line.													



**Band 3 - Straddle Channel**  
**WIFI 802.11ac VHT20 (Band Edge @ 3m)**

WIFI Ant. 1	Note	Frequency ( MHz )	Level ( dBμV/m )	Over Limit ( dB )	Limit Line ( dBμV/m )	Read Level (dBμV)	Antenna Factor ( dB/m )	Path Loss ( dB )	Preamp Factor ( dB )	Ant Pos ( cm )	Table Pos ( deg )	Peak Avg. (P/A)	Pol. (H/V)
802.11ac VHT20 CH 144 5720MHz	*	5720	115.48	-	-	103.97	35.21	11.5	35.2	191	21	P	H
	*	5720	107.5	-	-	95.99	35.21	11.5	35.2	191	21	A	H
													H
													H
													H
													H
	*	5720	112.75	-	-	101.24	35.21	11.5	35.2	365	298	P	V
	*	5720	104.95	-	-	93.44	35.21	11.5	35.2	365	298	A	V
													V
													V
												V	
												V	
<b>Remark</b>	1. No other spurious found. 2. All results are PASS against Peak and Average limit line.												



**Band 3 - Straddle Channel**  
**WIFI 802.11ac VHT20 (Harmonic @ 3m)**

WIFI Ant. 1	Note	Frequency ( MHz )	Level ( dBμV/m )	Over Limit ( dB )	Limit Line ( dBμV/m )	Read Level (dBμV)	Antenna Factor ( dB/m )	Path Loss ( dB )	Preamp Factor ( dB )	Ant Pos ( cm )	Table Pos ( deg )	Peak Avg. (P/A)	Pol. (H/V)	
802.11ac VHT20 CH 144 5720MHz		11440	49.61	-24.39	74	50.36	38.33	18.38	57.46	100	0	P	H	
		17160	52.34	-15.86	68.2	44.5	41.87	21.74	55.77	100	0	P	H	
													H	
													H	
			11440	49.28	-24.72	74	50.03	38.33	18.38	57.46	100	0	P	V
			17160	52.68	-15.52	68.2	44.84	41.87	21.74	55.77	100	0	P	V
														V
													V	
<b>Remark</b>	1. No other spurious found. 2. All results are PASS against Peak and Average limit line.													



**Band 3 - Straddle Channel**  
**WIFI 802.11ac VHT40 (Band Edge @ 3m)**

WIFI Ant. 1	Note	Frequency ( MHz )	Level ( dBμV/m )	Over Limit ( dB )	Limit Line ( dBμV/m )	Read Level ( dBμV )	Antenna Factor ( dB/m )	Path Loss ( dB )	Preamp Factor ( dB )	Ant Pos ( cm )	Table Pos ( deg )	Peak Avg. ( P/A )	Pol. ( H/V )
802.11ac VHT40 CH 142 5710MHz	*	5710	113.89	-	-	102.4	35.19	11.5	35.2	199	24	P	H
	*	5710	105.92	-	-	94.43	35.19	11.5	35.2	199	24	A	H
													H
													H
													H
													H
	*	5710	110.74	-	-	99.25	35.19	11.5	35.2	348	297	P	V
	*	5710	102.86	-	-	91.37	35.19	11.5	35.2	348	297	A	V
													V
													V
												V	
												V	
<b>Remark</b>	1. No other spurious found. 2. All results are PASS against Peak and Average limit line.												





Band 3 - Straddle Channel
WIFI 802.11ac VHT40 (Harmonic @ 3m)

Table with 14 columns: WIFI Ant. 1, Note, Frequency (MHz), Level (dBµV/m), Over Limit (dB), Limit Line (dBµV/m), Read Level (dBµV), Antenna Factor (dB/m), Path Loss (dB), Preamp Factor (dB), Ant Pos (cm), Table Pos (deg), Peak Avg. (P/A), Pol. (H/V). Rows include data for 802.11ac VHT40 CH 142 at 5710MHz and a Remark section.



**Band 3 - Straddle Channel**  
**WIFI 802.11ac VHT80 (Band Edge @ 3m)**

WIFI Ant. 1	Note	Frequency ( MHz )	Level ( dBμV/m )	Over Limit ( dB )	Limit Line ( dBμV/m )	Read Level (dBμV)	Antenna Factor ( dB/m )	Path Loss ( dB )	Preamp Factor ( dB )	Ant Pos ( cm )	Table Pos ( deg )	Peak Avg. (P/A)	Pol. (H/V)
802.11ac VHT80 CH 138 5690MHz	*	5690	110.65	-	-	99.22	35.17	11.46	35.2	209	25	P	H
	*	5690	103.38	-	-	91.95	35.17	11.46	35.2	209	25	A	H
													H
													H
													H
													H
	*	5690	104.1	-	-	92.67	35.17	11.46	35.2	196	296	P	V
	*	5690	96.87	-	-	85.44	35.17	11.46	35.2	196	296	A	V
													V
													V
												V	
												V	
<b>Remark</b>	1. No other spurious found. 2. All results are PASS against Peak and Average limit line.												



**Band 3 - Straddle Channel**  
**WIFI 802.11ac VHT80 (Harmonic @ 3m)**

WIFI Ant. 1	Note	Frequency ( MHz )	Level ( dBμV/m )	Over Limit ( dB )	Limit Line ( dBμV/m )	Read Level (dBμV)	Antenna Factor ( dB/m )	Path Loss ( dB )	Preamp Factor ( dB )	Ant Pos ( cm )	Table Pos ( deg )	Peak Avg. (P/A)	Pol. (H/V)	
802.11ac VHT80 CH 138 5690MHz		11380	47.66	-26.34	74	48.68	38.28	18.28	57.58	100	0	P	H	
		17070	52.25	-15.95	68.2	44.37	42.01	21.66	55.79	100	0	P	H	
													H	
													H	
			11380	48.05	-25.95	74	49.07	38.28	18.28	57.58	100	0	P	V
			17070	52.13	-16.07	68.2	44.25	42.01	21.66	55.79	100	0	P	V
														V
														V
<b>Remark</b>	1. No other spurious found. 2. All results are PASS against Peak and Average limit line.													



Emission below 1GHz

WIFI 802.11ac VHT40 (LF @ 3m)

WIFI	Note	Frequency	Level	Over	Limit	Read	Antenna	Path	Preamp	Ant	Table	Peak	Pol.	
Ant.				Limit	Line	Level	Factor	Loss	Factor	Pos	Pos	Avg.		
1		( MHz )	( dBμV/m )	( dB )	( dBμV/m )	( dBμV )	( dB/m )	( dB )	( dB )	( cm )	( deg )	( P/A )	( H/V )	
802.11ac VHT40 LF		30.27	21.62	-18.38	40	27.04	24.6	1.33	31.35	-	-	P	H	
		73.47	21.6	-18.4	40	38.81	12.67	1.71	31.59	-	-	P	H	
		153.12	31.36	-12.14	43.5	43.72	16.89	2.25	31.5	100	0	P	H	
		388.9	26.95	-19.05	46	33.56	21.27	3.27	31.15	-	-	P	H	
		874.7	31.65	-14.35	46	28.38	28.93	4.88	30.54	-	-	P	H	
		958	32.11	-13.89	46	26.77	30.8	5.05	30.51	-	-	P	H	
													H	
													H	
													H	
													H	
													H	
													H	
													H	
													H	
			30	31.09	-8.91	40	36.51	24.6	1.33	31.35	100	0	P	V
			73.47	30.16	-9.84	40	47.37	12.67	1.71	31.59	-	-	P	V
			96.15	30.54	-12.96	43.5	45.03	15.33	1.74	31.56	-	-	P	V
			723.5	28.53	-17.47	46	27.91	26.92	4.36	30.66	-	-	P	V
			810.3	31.06	-14.94	46	29.17	27.87	4.6	30.58	-	-	P	V
			950.3	32.63	-13.37	46	27.7	30.39	5.05	30.51	-	-	P	V
													V	
													V	
													V	
													V	
													V	
													V	
Remark	1. No other spurious found. 2. All results are PASS against limit line.													



Band 1 - 5150~5250MHz

WIFI 802.11a (Band Edge @ 3m)

WIFI	Note	Frequency	Level	Over	Limit	Read	Antenna	Path	Preamp	Ant	Table	Peak	Pol.	
Ant.				Limit	Line	Level	Factor	Loss	Factor	Pos	Pos	Avg.		
2		( MHz )	( dBμV/m )	( dB )	( dBμV/m )	( dBμV )	( dB/m )	( dB )	( dB )	( cm )	( deg )	( P/A )	( H/V )	
802.11a CH 36 5180MHz		5147.94	67.77	-6.23	74	57.47	34.41	11.03	35.14	100	314	P	H	
		5150	51.61	-2.39	54	41.31	34.41	11.03	35.14	100	314	A	H	
	*	5180	115.5	-	-	105.15	34.46	11.03	35.14	100	314	P	H	
	*	5180	107.7	-	-	97.35	34.46	11.03	35.14	100	314	A	H	
													H	
														H
			5145.08	60.17	-13.83	74	49.87	34.41	11.03	35.14	286	18	P	V
			5149.76	45.63	-8.37	54	35.33	34.41	11.03	35.14	286	18	A	V
	*		5180	111.24	-	-	100.89	34.46	11.03	35.14	286	18	P	V
	*		5180	103.28	-	-	92.93	34.46	11.03	35.14	286	18	A	V
														V
														V
802.11a CH 44 5220MHz		5143.78	54.68	-19.32	74	44.38	34.41	11.03	35.14	101	302	P	H	
		5146.64	42.96	-11.04	54	32.66	34.41	11.03	35.14	101	302	A	H	
	*	5220	115.96	-	-	105.5	34.5	11.1	35.14	101	302	P	H	
	*	5220	108.33	-	-	97.87	34.5	11.1	35.14	101	302	A	H	
			5356.12	49.93	-24.07	74	39.25	34.69	11.14	35.15	101	302	P	H
			5350.24	41.42	-12.58	54	30.74	34.69	11.14	35.15	101	302	A	H
			5029.12	50.37	-23.63	74	40.42	34.25	10.83	35.13	267	19	P	V
			5149.24	40.57	-13.43	54	30.27	34.41	11.03	35.14	267	19	A	V
	*		5220	112.23	-	-	101.77	34.5	11.1	35.14	267	19	P	V
	*		5220	104.41	-	-	93.95	34.5	11.1	35.14	267	19	A	V
			5377.68	50.1	-23.9	74	39.37	34.74	11.14	35.15	267	19	P	V
			5381.32	40.68	-13.32	54	29.94	34.74	11.15	35.15	267	19	A	V



<b>802.11a CH 48 5240MHz</b>		5144.56	51.07	-22.93	74	40.77	34.41	11.03	35.14	100	305	P	H
		5149.76	41.04	-12.96	54	30.74	34.41	11.03	35.14	100	305	A	H
	*	5240	115.82	-	-	105.32	34.53	11.11	35.14	100	305	P	H
	*	5240	108.21	-	-	97.71	34.53	11.11	35.14	100	305	A	H
		5355	51.01	-22.99	74	40.33	34.69	11.14	35.15	100	305	P	H
		5352.2	41.67	-12.33	54	30.99	34.69	11.14	35.15	100	305	A	H
		5073.06	49.26	-24.74	74	39.17	34.32	10.9	35.13	296	20	P	V
		5148.72	39.88	-14.12	54	29.58	34.41	11.03	35.14	296	20	A	V
	*	5240	112.65	-	-	102.15	34.53	11.11	35.14	296	20	P	V
	*	5240	104.79	-	-	94.29	34.53	11.11	35.14	296	20	A	V
		5403.16	49.33	-24.67	74	38.58	34.76	11.15	35.16	296	20	P	V
		5400.92	40.92	-13.08	54	30.17	34.76	11.15	35.16	296	20	A	V
Remark	1. No other spurious found. 2. All results are PASS against Peak and Average limit line.												



**Band 1 5150~5250MHz**

**WIFI 802.11a (Harmonic @ 3m)**

WIFI Ant. 2	Note	Frequency ( MHz )	Level ( dBμV/m )	Over Limit ( dB )	Limit Line ( dBμV/m )	Read Level ( dBμV )	Antenna Factor ( dB/m )	Path Loss ( dB )	Preamp Factor ( dB )	Ant Pos ( cm )	Table Pos ( deg )	Peak Avg. ( P/A )	Pol. ( H/V )
802.11a CH 36 5180MHz		10360	45.96	-22.24	68.2	50.92	37.37	17	59.33	100	0	P	H
		15540	49.83	-24.17	74	45.87	40.03	20.52	56.59	100	0	P	H
													H
													H
		10360	46.52	-21.68	68.2	51.48	37.37	17	59.33	100	0	P	V
		15540	49.5	-24.5	74	45.54	40.03	20.52	56.59	100	0	P	V
													V
													V
802.11a CH 44 5220MHz		10440	47.74	-20.46	68.2	52.66	37.25	17.1	59.27	100	0	P	H
		15660	49.23	-24.77	74	44.71	40.52	20.57	56.57	100	0	P	H
													H
													H
		10440	47.78	-20.42	68.2	52.7	37.25	17.1	59.27	100	0	P	V
		15660	49.04	-24.96	74	44.52	40.52	20.57	56.57	100	0	P	V
													V
													V
802.11a CH 48 5240MHz		10480	47.23	-20.97	68.2	52.01	37.29	17.15	59.22	100	0	P	H
		15720	49.47	-24.53	74	44.84	40.58	20.61	56.56	100	0	P	H
													H
													H
		10480	47.6	-20.6	68.2	52.38	37.29	17.15	59.22	100	0	P	V
		15720	49.72	-24.28	74	45.09	40.58	20.61	56.56	100	0	P	V
													V
													V
Remark	1. No other spurious found. 2. All results are PASS against Peak and Average limit line.												



**Band 1 5150~5250MHz**

**WIFI 802.11ac VHT20 (Band Edge @ 3m)**

WIFI Ant. 2	Note	Frequency ( MHz )	Level ( dBμV/m )	Over Limit ( dB )	Limit Line ( dBμV/m )	Read Level ( dBμV )	Antenna Factor ( dB/m )	Path Loss ( dB )	Preamp Factor ( dB )	Ant Pos ( cm )	Table Pos ( deg )	Peak Avg. ( P/A )	Pol. ( H/V )	
802.11ac VHT20 CH 36 5180MHz		5143.78	66.22	-7.78	74	55.92	34.41	11.03	35.14	100	315	P	H	
		5150	50.85	-3.15	54	40.55	34.41	11.03	35.14	100	315	A	H	
	*	5180	114.52	-	-	104.17	34.46	11.03	35.14	100	315	P	H	
	*	5180	106.67	-	-	96.32	34.46	11.03	35.14	100	315	A	H	
													H	
														H
			5149.24	60.93	-13.07	74	50.63	34.41	11.03	35.14	286	19	P	V
			5150	45.69	-8.31	54	35.39	34.41	11.03	35.14	286	19	A	V
		*	5180	109.82	-	-	99.47	34.46	11.03	35.14	286	19	P	V
		*	5180	102.35	-	-	92	34.46	11.03	35.14	286	19	A	V
													V	
													V	
802.11ac VHT20 CH 44 5220MHz		5148.46	57.12	-16.88	74	46.82	34.41	11.03	35.14	102	303	P	H	
		5149.76	43.12	-10.88	54	32.82	34.41	11.03	35.14	102	303	A	H	
		*	5220	115.56	-	-	105.1	34.5	11.1	35.14	102	303	P	H
		*	5220	107.76	-	-	97.3	34.5	11.1	35.14	102	303	A	H
			5354.16	50.31	-23.69	74	39.63	34.69	11.14	35.15	102	303	P	H
			5350	41.61	-12.39	54	30.93	34.69	11.14	35.15	102	303	A	H
			5120.9	48.98	-25.02	74	38.8	34.36	10.96	35.14	282	20	P	V
			5146.64	40.44	-13.56	54	30.14	34.41	11.03	35.14	282	20	A	V
		*	5220	111.89	-	-	101.43	34.5	11.1	35.14	282	20	P	V
		*	5220	103.9	-	-	93.44	34.5	11.1	35.14	282	20	A	V
		5414.36	50.01	-23.99	74	39.24	34.78	11.15	35.16	282	20	P	V	
		5371.8	41.07	-12.93	54	30.37	34.71	11.14	35.15	282	20	A	V	





<b>802.11ac</b>  <b>VHT20</b>  <b>CH 48</b>  <b>5240MHz</b>		5150	50.26	-23.74	74	39.96	34.41	11.03	35.14	100	304	P	H
		5146.12	41.02	-12.98	54	30.72	34.41	11.03	35.14	100	304	A	H
	*	5240	115.74	-	-	105.24	34.53	11.11	35.14	100	304	P	H
	*	5240	107.84	-	-	97.34	34.53	11.11	35.14	100	304	A	H
		5398.68	50.24	-23.76	74	39.48	34.76	11.15	35.15	100	304	P	H
		5350	41.9	-12.1	54	31.22	34.69	11.14	35.15	100	304	A	H
		5146.12	49.5	-24.5	74	39.2	34.41	11.03	35.14	295	20	P	V
		5149.24	39.94	-14.06	54	29.64	34.41	11.03	35.14	295	20	A	V
	*	5240	112.36	-	-	101.86	34.53	11.11	35.14	295	20	P	V
	*	5240	104.49	-	-	93.99	34.53	11.11	35.14	295	20	A	V
		5350	50.34	-23.66	74	39.66	34.69	11.14	35.15	295	20	P	V
		5355	40.71	-13.29	54	30.03	34.69	11.14	35.15	295	20	A	V
<b>Remark</b>	1. No other spurious found. 2. All results are PASS against Peak and Average limit line.												



**Band 1 5150~5250MHz**

**WIFI 802.11ac VHT20 (Harmonic @ 3m)**

WIFI Ant. 2	Note	Frequency ( MHz )	Level ( dBμV/m )	Over Limit ( dB )	Limit Line ( dBμV/m )	Read Level (dBμV)	Antenna Factor ( dB/m )	Path Loss ( dB )	Preamp Factor ( dB )	Ant Pos ( cm )	Table Pos ( deg )	Peak Avg. (P/A)	Pol. (H/V)	
802.11ac VHT20 CH 36 5180MHz		10360	46.35	-21.85	68.2	51.31	37.37	17	59.33	100	0	P	H	
		15540	49.67	-24.33	74	45.71	40.03	20.52	56.59	100	0	P	H	
													H	
													H	
			10360	46.67	-21.53	68.2	51.63	37.37	17	59.33	100	0	P	V
			15540	49.83	-24.17	74	45.87	40.03	20.52	56.59	100	0	P	V
														V
802.11ac VHT20 CH 44 5220MHz		10440	47.92	-20.28	68.2	52.84	37.25	17.1	59.27	100	0	P	H	
		15660	49.75	-24.25	74	45.23	40.52	20.57	56.57	100	0	P	H	
													H	
													H	
			10440	48.43	-19.77	68.2	53.35	37.25	17.1	59.27	100	0	P	V
			15660	49.79	-24.21	74	45.27	40.52	20.57	56.57	100	0	P	V
														V
802.11ac VHT20 CH 48 5240MHz		10480	47.04	-21.16	68.2	51.82	37.29	17.15	59.22	100	0	P	H	
		15720	49.61	-24.39	74	44.98	40.58	20.61	56.56	100	0	P	H	
													H	
													H	
			10480	46.78	-21.42	68.2	51.56	37.29	17.15	59.22	100	0	P	V
			15720	49.56	-24.44	74	44.93	40.58	20.61	56.56	100	0	P	V
														V
Remark	1. No other spurious found.													
	2. All results are PASS against Peak and Average limit line.													



**Band 1 5150~5250MHz**

**WIFI 802.11ac VHT40 (Band Edge @ 3m)**

WIFI Ant. 2	Note	Frequency ( MHz )	Level ( dBμV/m )	Over Limit ( dB )	Limit Line ( dBμV/m )	Read Level ( dBμV )	Antenna Factor ( dB/m )	Path Loss ( dB )	Preamp Factor ( dB )	Ant Pos ( cm )	Table Pos ( deg )	Peak Avg. ( P/A )	Pol. ( H/V )
802.11ac VHT40 CH 38 5190MHz		5144.04	63.14	-10.86	74	52.84	34.41	11.03	35.14	102	301	P	H
		5149.76	50.97	-3.03	54	40.67	34.41	11.03	35.14	102	301	A	H
	*	5190	108.02	-	-	97.6	34.46	11.1	35.14	102	301	P	H
	*	5190	100.23	-	-	89.81	34.46	11.1	35.14	102	301	A	H
		5351.64	49.8	-24.2	74	39.12	34.69	11.14	35.15	102	301	P	H
		5355	41.8	-12.2	54	31.12	34.69	11.14	35.15	102	301	A	H
		5143	57.95	-16.05	74	47.65	34.41	11.03	35.14	286	20	P	V
		5149.76	45.66	-8.34	54	35.36	34.41	11.03	35.14	286	20	A	V
	*	5190	103.65	-	-	93.23	34.46	11.1	35.14	286	20	P	V
	*	5190	95.74	-	-	85.32	34.46	11.1	35.14	286	20	A	V
		5370.96	49.09	-24.91	74	38.39	34.71	11.14	35.15	286	20	P	V
		5351.64	41.24	-12.76	54	30.56	34.69	11.14	35.15	286	20	A	V
802.11ac VHT40 CH 46 5230MHz		5150	60.57	-13.43	74	50.27	34.41	11.03	35.14	100	316	P	H
		5150	49.66	-4.34	54	39.36	34.41	11.03	35.14	100	316	A	H
	*	5230	114.27	-	-	103.77	34.53	11.11	35.14	100	316	P	H
	*	5230	106.35	-	-	95.85	34.53	11.11	35.14	100	316	A	H
		5353.32	57.12	-16.88	74	46.44	34.69	11.14	35.15	100	316	P	H
		5351.08	44.76	-9.24	54	34.08	34.69	11.14	35.15	100	316	A	H
		5149.24	52.74	-21.26	74	42.44	34.41	11.03	35.14	281	21	P	V
		5149.76	44.14	-9.86	54	33.84	34.41	11.03	35.14	281	21	A	V
	*	5230	111.03	-	-	100.53	34.53	11.11	35.14	281	21	P	V
	*	5230	103.15	-	-	92.65	34.53	11.11	35.14	281	21	A	V
	5356.68	54.66	-19.34	74	43.98	34.69	11.14	35.15	281	21	P	V	
	5354.44	43.07	-10.93	54	32.39	34.69	11.14	35.15	281	21	A	V	
Remark	1. No other spurious found. 2. All results are PASS against Peak and Average limit line.												



**Band 1 5150~5250MHz**

**WIFI 802.11ac VHT40 (Harmonic @ 3m)**

WIFI Ant. 2	Note	Frequency ( MHz )	Level ( dBμV/m )	Over Limit ( dB )	Limit Line ( dBμV/m )	Read Level (dBμV)	Antenna Factor ( dB/m )	Path Loss ( dB )	Preamp Factor ( dB )	Ant Pos ( cm )	Table Pos ( deg )	Peak Avg. (P/A)	Pol. (H/V)	
802.11ac VHT40 CH 38 5190MHz		10380	47.22	-20.98	68.2	52.16	37.38	17	59.32	100	0	P	H	
		15570	49.25	-24.75	74	45.23	40.07	20.54	56.59	100	0	P	H	
													H	
													H	
			10380	46.56	-21.64	68.2	51.5	37.38	17	59.32	100	0	P	V
			15570	49.08	-24.92	74	45.06	40.07	20.54	56.59	100	0	P	V
														V
802.11ac VHT40 CH 46 5230MHz		10460	47.78	-20.42	68.2	52.67	37.26	17.1	59.25	100	0	P	H	
		15690	49.87	-24.13	74	45.29	40.55	20.59	56.56	100	0	P	H	
													H	
													H	
			10460	47.47	-20.73	68.2	52.36	37.26	17.1	59.25	100	0	P	V
			15690	49.66	-24.34	74	45.08	40.55	20.59	56.56	100	0	P	V
														V
Remark	1. No other spurious found.													
	2. All results are PASS against Peak and Average limit line.													



**Band 1 5150~5250MHz**

**WIFI 802.11ac VHT80 (Band Edge @ 3m)**

WIFI Ant. 2	Note	Frequency ( MHz )	Level ( dBμV/m )	Over Limit ( dB )	Limit Line ( dBμV/m )	Read Level (dBμV)	Antenna Factor ( dB/m )	Path Loss ( dB )	Preamp Factor ( dB )	Ant Pos ( cm )	Table Pos ( deg )	Peak Avg. (P/A)	Pol. (H/V)
<b>802.11ac VHT80 CH 42 5210MHz</b>		5148.98	59	-15	74	48.7	34.41	11.03	35.14	102	302	P	H
		5149.5	52.29	-1.71	54	41.99	34.41	11.03	35.14	102	302	A	H
	*	5210	104.99	-	-	94.53	34.5	11.1	35.14	102	302	P	H
	*	5210	97.51	-	-	87.05	34.5	11.1	35.14	102	302	A	H
		5351.08	50.4	-23.6	74	39.72	34.69	11.14	35.15	102	302	P	H
		5351.92	42.77	-11.23	54	32.09	34.69	11.14	35.15	102	302	A	H
		5149.76	53.68	-20.32	74	43.38	34.41	11.03	35.14	267	20	P	V
		5149.76	45.95	-8.05	54	35.65	34.41	11.03	35.14	267	20	A	V
	*	5210	101.39	-	-	90.93	34.5	11.1	35.14	267	20	P	V
	*	5210	93.31	-	-	82.85	34.5	11.1	35.14	267	20	A	V
		5442.92	49.82	-24.18	74	38.97	34.81	11.2	35.16	267	20	P	V
		5405.96	41.68	-12.32	54	30.93	34.76	11.15	35.16	267	20	A	V
<b>Remark</b>	1. No other spurious found. 2. All results are PASS against Peak and Average limit line.												



**Band 1 5150~5250MHz**

**WIFI 802.11ac VHT80 (Harmonic @ 3m)**

WIFI Ant. 2	Note	Frequency ( MHz )	Level ( dBμV/m )	Over Limit ( dB )	Limit Line ( dBμV/m )	Read Level (dBμV)	Antenna Factor ( dB/m )	Path Loss ( dB )	Preamp Factor ( dB )	Ant Pos ( cm )	Table Pos ( deg )	Peak Avg. (P/A)	Pol. (H/V)	
802.11ac VHT80 CH 42 5210MHz		10420	47.14	-21.06	68.2	51.95	37.42	17.05	59.28	100	0	P	H	
		15630	49.05	-24.95	74	44.91	40.14	20.57	56.57	100	0	P	H	
													H	
													H	
			10420	46.92	-21.28	68.2	51.73	37.42	17.05	59.28	100	0	P	V
			15630	49.65	-24.35	74	45.51	40.14	20.57	56.57	100	0	P	V
														V
													V	
Remark	1. No other spurious found. 2. All results are PASS against Peak and Average limit line.													



Band 2 - 5250~5350MHz

WIFI 802.11a (Band Edge @ 3m)

WIFI	Note	Frequency	Level	Over	Limit	Read	Antenna	Path	Preamp	Ant	Table	Peak	Pol.
Ant.				Limit	Line	Level	Factor	Loss	Factor	Pos	Pos	Avg.	
2		( MHz )	( dBμV/m )	( dB )	( dBμV/m )	( dBμV )	( dB/m )	( dB )	( dB )	( cm )	( deg )	(P/A)	(H/V)
802.11a CH 52 5260MHz		5145.25	49.78	-24.22	74	39.48	34.41	11.03	35.14	100	302	P	H
		5149.8	40.51	-13.49	54	30.21	34.41	11.03	35.14	100	302	A	H
	*	5260	116.23	-	-	105.7	34.57	11.11	35.15	100	302	P	H
	*	5260	108.56	-	-	98.03	34.57	11.11	35.15	100	302	A	H
		5358.72	53.79	-20.21	74	43.11	34.69	11.14	35.15	100	302	P	H
		5350.32	42.77	-11.23	54	32.09	34.69	11.14	35.15	100	302	A	H
		5079.45	49.26	-24.74	74	39.17	34.32	10.9	35.13	280	20	P	V
		5131.6	39.9	-14.1	54	29.69	34.39	10.96	35.14	280	20	A	V
	*	5260	113.53	-	-	103	34.57	11.11	35.15	280	20	P	V
	*	5260	105.71	-	-	95.18	34.57	11.11	35.15	280	20	A	V
		5357.52	50.97	-23.03	74	40.29	34.69	11.14	35.15	280	20	P	V
		5350.08	41.35	-12.65	54	30.67	34.69	11.14	35.15	280	20	A	V
802.11a CH 60 5300MHz		5140.35	50.04	-23.96	74	39.74	34.41	11.03	35.14	100	302	P	H
		5145.25	40.09	-13.91	54	29.79	34.41	11.03	35.14	100	302	A	H
	*	5300	115.48	-	-	104.89	34.62	11.12	35.15	100	302	P	H
	*	5300	107.92	-	-	97.33	34.62	11.12	35.15	100	302	A	H
		5360.4	60.56	-13.44	74	49.88	34.69	11.14	35.15	100	302	P	H
		5350.8	47.32	-6.68	54	36.64	34.69	11.14	35.15	100	302	A	H
		5049	49.08	-24.92	74	39.11	34.27	10.83	35.13	290	22	P	V
		5134.4	39.88	-14.12	54	29.67	34.39	10.96	35.14	290	22	A	V
	*	5300	113.87	-	-	103.28	34.62	11.12	35.15	290	22	P	V
	*	5300	106.24	-	-	95.65	34.62	11.12	35.15	290	22	A	V
		5353.68	59.93	-14.07	74	49.25	34.69	11.14	35.15	290	22	P	V
		5353.68	44.08	-9.92	54	33.4	34.69	11.14	35.15	290	22	A	V



<b>802.11a CH 64 5320MHz</b>	*	5320	114.56	-	-	103.94	34.64	11.13	35.15	100	315	P	H
	*	5320	107.41	-	-	96.79	34.64	11.13	35.15	100	315	A	H
		5350.72	67.43	-6.57	74	56.75	34.69	11.14	35.15	100	315	P	H
		5350.56	51.62	-2.38	54	40.94	34.69	11.14	35.15	100	315	A	H
													H
													H
	*	5320	113.4	-	-	102.78	34.64	11.13	35.15	275	23	P	V
	*	5320	105.44	-	-	94.82	34.64	11.13	35.15	275	23	A	V
		5353.76	65.01	-8.99	74	54.33	34.69	11.14	35.15	275	23	P	V
		5350.08	48.38	-5.62	54	37.7	34.69	11.14	35.15	275	23	A	V
													V
													V
<b>Remark</b>	1. No other spurious found. 2. All results are PASS against Peak and Average limit line.												





Band 2 5250~5350MHz

WIFI 802.11a (Harmonic @ 3m)

WIFI Ant. 2	Note	Frequency ( MHz )	Level ( dBμV/m )	Over Limit ( dB )	Limit Line ( dBμV/m )	Read Level (dBμV)	Antenna Factor ( dB/m )	Path Loss ( dB )	Preamp Factor ( dB )	Ant Pos ( cm )	Table Pos ( deg )	Peak Avg. (P/A)	Pol. (H/V)
802.11a CH 52 5260MHz		10520	47.64	-20.56	68.2	52.3	37.32	17.2	59.18	100	0	P	H
		15780	49.78	-24.22	74	45.08	40.62	20.62	56.54	100	0	P	H
													H
													H
		10520	47.71	-20.49	68.2	52.37	37.32	17.2	59.18	100	0	P	V
		15780	49.36	-24.64	74	44.66	40.62	20.62	56.54	100	0	P	V
													V
													V
802.11a CH 60 5300MHz		10600	48.39	-25.61	74	52.72	37.42	17.31	59.06	100	0	P	H
		15900	49.68	-24.32	74	44.8	40.72	20.68	56.52	100	0	P	H
													H
													H
		10600	48.44	-25.56	74	52.77	37.42	17.31	59.06	100	0	P	V
		15900	49.89	-24.11	74	45.01	40.72	20.68	56.52	100	0	P	V
													V
													V
802.11a CH 64 5320MHz		10640	47.71	-26.29	74	51.78	37.58	17.36	59.01	100	0	P	H
		15960	49.98	-24.02	74	45.31	40.47	20.71	56.51	100	0	P	H
													H
													H
		10640	47.97	-26.03	74	52.04	37.58	17.36	59.01	100	0	P	V
		15960	49.22	-24.78	74	44.55	40.47	20.71	56.51	100	0	P	V
													V
													V
Remark	1. No other spurious found. 2. All results are PASS against Peak and Average limit line.												



**Band 2 5250~5350MHz**

**WIFI 802.11ac VHT20 (Band Edge @ 3m)**

WIFI Ant. 2	Note	Frequency ( MHz )	Level ( dBμV/m )	Over Limit ( dB )	Limit Line ( dBμV/m )	Read Level ( dBμV )	Antenna Factor ( dB/m )	Path Loss ( dB )	Preamp Factor ( dB )	Ant Pos ( cm )	Table Pos ( deg )	Peak Avg. ( P/A )	Pol. ( H/V )
802.11ac VHT20 CH 52 5260MHz		5149.45	49.23	-24.77	74	38.93	34.41	11.03	35.14	100	303	P	H
		5144.9	40.42	-13.58	54	30.12	34.41	11.03	35.14	100	303	A	H
	*	5260	116.02	-	-	105.49	34.57	11.11	35.15	100	303	P	H
	*	5260	108.16	-	-	97.63	34.57	11.11	35.15	100	303	A	H
		5354.16	51.3	-22.7	74	40.62	34.69	11.14	35.15	100	303	P	H
		5350.32	43.17	-10.83	54	32.49	34.69	11.14	35.15	100	303	A	H
		5105.35	48.75	-25.25	74	38.59	34.34	10.96	35.14	279	21	P	V
		5140.35	39.88	-14.12	54	29.58	34.41	11.03	35.14	279	21	A	V
	*	5260	113.29	-	-	102.76	34.57	11.11	35.15	279	21	P	V
	*	5260	105.29	-	-	94.76	34.57	11.11	35.15	279	21	A	V
		5357.28	52.38	-21.62	74	41.7	34.69	11.14	35.15	279	21	P	V
		5352.96	41.14	-12.86	54	30.46	34.69	11.14	35.15	279	21	A	V
802.11ac VHT20 CH 60 5300MHz		5134.75	49.85	-24.15	74	39.64	34.39	10.96	35.14	100	302	P	H
		5147.7	39.93	-14.07	54	29.63	34.41	11.03	35.14	100	302	A	H
	*	5300	115.6	-	-	105.01	34.62	11.12	35.15	100	302	P	H
	*	5300	107.49	-	-	96.9	34.62	11.12	35.15	100	302	A	H
		5356.56	62.9	-11.1	74	52.22	34.69	11.14	35.15	100	302	P	H
		5352.72	47.59	-6.41	54	36.91	34.69	11.14	35.15	100	302	A	H
		5128.8	48.73	-25.27	74	38.52	34.39	10.96	35.14	290	23	P	V
		5127.75	39.75	-14.25	54	29.54	34.39	10.96	35.14	290	23	A	V
	*	5300	113.55	-	-	102.96	34.62	11.12	35.15	290	23	P	V
	*	5300	105.69	-	-	95.1	34.62	11.12	35.15	290	23	A	V
	5363.28	55.77	-18.23	74	45.07	34.71	11.14	35.15	290	23	P	V	
	5353.2	44.42	-9.58	54	33.74	34.69	11.14	35.15	290	23	A	V	



<b>802.11ac</b> <b>VHT20</b> <b>CH 64</b> <b>5320MHz</b>	*	5320	114.87	-	-	104.25	34.64	11.13	35.15	100	315	P	H
	*	5320	106.96	-	-	96.34	34.64	11.13	35.15	100	315	A	H
		5354.4	66.7	-7.3	74	56.02	34.69	11.14	35.15	100	315	P	H
		5350.24	51.79	-2.21	54	41.11	34.69	11.14	35.15	100	315	A	H
													H
													H
	*	5320	112.48	-	-	101.86	34.64	11.13	35.15	275	23	P	V
	*	5320	105.06	-	-	94.44	34.64	11.13	35.15	275	23	A	V
		5351.36	65.38	-8.62	74	54.7	34.69	11.14	35.15	275	23	P	V
		5350.08	48.91	-5.09	54	38.23	34.69	11.14	35.15	275	23	A	V
													V
													V
<b>Remark</b>	1. No other spurious found. 2. All results are PASS against Peak and Average limit line.												



**Band 2 5250~5350MHz**

**WIFI 802.11ac VHT20 (Harmonic @ 3m)**

WIFI Ant. 2	Note	Frequency ( MHz )	Level ( dBμV/m )	Over Limit ( dB )	Limit Line ( dBμV/m )	Read Level (dBμV)	Antenna Factor ( dB/m )	Path Loss ( dB )	Preamp Factor ( dB )	Ant Pos ( cm )	Table Pos ( deg )	Peak Avg. (P/A)	Pol. (H/V)	
802.11ac VHT20 CH 52 5260MHz		10520	48.35	-19.85	68.2	53.01	37.32	17.2	59.18	100	0	P	H	
		15780	49.67	-24.33	74	44.97	40.62	20.62	56.54	100	0	P	H	
													H	
													H	
			10520	47.86	-20.34	68.2	52.52	37.32	17.2	59.18	100	0	P	V
			15780	49.94	-24.06	74	45.24	40.62	20.62	56.54	100	0	P	V
														V
802.11ac VHT20 CH 60 5300MHz		10600	48.76	-25.24	74	53.09	37.42	17.31	59.06	100	0	P	H	
		15900	49.98	-24.02	74	45.1	40.72	20.68	56.52	100	0	P	H	
													H	
													H	
			10600	47.84	-26.16	74	52.17	37.42	17.31	59.06	100	0	P	V
			15900	49.48	-24.52	74	44.6	40.72	20.68	56.52	100	0	P	V
														V
802.11ac VHT20 CH 64 5320MHz		10640	47.71	-26.29	74	51.78	37.58	17.36	59.01	100	0	P	H	
		15960	49.03	-24.97	74	44.36	40.47	20.71	56.51	100	0	P	H	
													H	
													H	
			10640	48.76	-25.24	74	52.83	37.58	17.36	59.01	100	0	P	V
			15960	49.75	-24.25	74	45.08	40.47	20.71	56.51	100	0	P	V
														V
Remark	1. No other spurious found.													
	2. All results are PASS against Peak and Average limit line.													



Band 2 5250~5350MHz

WIFI 802.11ac VHT40 (Band Edge @ 3m)

WIFI Ant. 2	Note	Frequency ( MHz )	Level ( dBμV/m )	Over Limit ( dB )	Limit Line ( dBμV/m )	Read Level ( dBμV )	Antenna Factor ( dB/m )	Path Loss ( dB )	Preamp Factor ( dB )	Ant Pos ( cm )	Table Pos ( deg )	Peak Avg. ( P/A )	Pol. ( H/V )
802.11ac VHT40 CH 54 5270MHz		5146.3	50.27	-23.73	74	39.97	34.41	11.03	35.14	100	303	P	H
		5149.8	43.73	-10.27	54	33.43	34.41	11.03	35.14	100	303	A	H
	*	5270	114.19	-	-	103.65	34.57	11.12	35.15	100	303	P	H
	*	5270	106.18	-	-	95.64	34.57	11.12	35.15	100	303	A	H
		5350.8	63.37	-10.63	74	52.69	34.69	11.14	35.15	100	303	P	H
		5350.32	52.2	-1.8	54	41.52	34.69	11.14	35.15	100	303	A	H
		5111.65	48.63	-25.37	74	38.45	34.36	10.96	35.14	294	21	P	V
		5129.85	41.03	-12.97	54	30.82	34.39	10.96	35.14	294	21	A	V
	*	5270	111.25	-	-	100.71	34.57	11.12	35.15	294	21	P	V
	*	5270	103.35	-	-	92.81	34.57	11.12	35.15	294	21	A	V
		5358.24	56.96	-17.04	74	46.28	34.69	11.14	35.15	294	21	P	V
		5350.08	47.63	-6.37	54	36.95	34.69	11.14	35.15	294	21	A	V
802.11ac VHT40 CH 62 5310MHz		5115.15	48.96	-25.04	74	38.78	34.36	10.96	35.14	100	314	P	H
		5116.55	40.68	-13.32	54	30.5	34.36	10.96	35.14	100	314	A	H
	*	5310	106.67	-	-	96.05	34.64	11.13	35.15	100	314	P	H
	*	5310	99.21	-	-	88.59	34.64	11.13	35.15	100	314	A	H
		5354.4	63.17	-10.83	74	52.49	34.69	11.14	35.15	100	314	P	H
		5350.32	52.21	-1.79	54	41.53	34.69	11.14	35.15	100	314	A	H
		5118.3	49.34	-24.66	74	39.16	34.36	10.96	35.14	290	21	P	V
		5124.6	40.45	-13.55	54	30.24	34.39	10.96	35.14	290	21	A	V
	*	5310	104.68	-	-	94.06	34.64	11.13	35.15	290	21	P	V
	*	5310	96.89	-	-	86.27	34.64	11.13	35.15	290	21	A	V
	5354.64	58.99	-15.01	74	48.31	34.69	11.14	35.15	290	21	P	V	
	5350.08	48.67	-5.33	54	37.99	34.69	11.14	35.15	290	21	A	V	
Remark	1. No other spurious found. 2. All results are PASS against Peak and Average limit line.												



**Band 2 5250~5350MHz**

**WIFI 802.11ac VHT40 (Harmonic @ 3m)**

WIFI Ant. 2	Note	Frequency ( MHz )	Level ( dBμV/m )	Over Limit ( dB )	Limit Line ( dBμV/m )	Read Level (dBμV)	Antenna Factor ( dB/m )	Path Loss ( dB )	Preamp Factor ( dB )	Ant Pos ( cm )	Table Pos ( deg )	Peak Avg. (P/A)	Pol. (H/V)	
802.11ac VHT40 CH 54 5270MHz		10540	47.56	-20.64	68.2	52.17	37.34	17.2	59.15	100	0	P	H	
		15810	49.75	-24.25	74	45	40.65	20.64	56.54	100	0	P	H	
													H	
													H	
			10540	46.83	-21.37	68.2	51.44	37.34	17.2	59.15	100	0	P	V
			15810	50.21	-23.79	74	45.46	40.65	20.64	56.54	100	0	P	V
														V
802.11ac VHT40 CH 62 5310MHz		10620	49.18	-24.82	74	53.33	37.57	17.31	59.03	100	0	P	H	
		15930	49.51	-24.49	74	44.89	40.43	20.7	56.51	100	0	P	H	
													H	
													H	
			10620	48.2	-25.8	74	52.35	37.57	17.31	59.03	100	0	P	V
			15930	49.27	-24.73	74	44.65	40.43	20.7	56.51	100	0	P	V
														V
Remark	1. No other spurious found.													
	2. All results are PASS against Peak and Average limit line.													



**Band 2 5250~5350MHz**

**WIFI 802.11ac VHT80 (Band Edge @ 3m)**

WIFI Ant. 2	Note	Frequency ( MHz )	Level ( dBμV/m )	Over Limit ( dB )	Limit Line ( dBμV/m )	Read Level (dBμV)	Antenna Factor ( dB/m )	Path Loss ( dB )	Preamp Factor ( dB )	Ant Pos ( cm )	Table Pos ( deg )	Peak Avg. (P/A)	Pol. (H/V)
<b>802.11ac VHT80 CH 58 5290MHz</b>		5145.25	49.33	-24.67	74	39.03	34.41	11.03	35.14	100	304	P	H
		5126.7	40.97	-13.03	54	30.76	34.39	10.96	35.14	100	304	A	H
	*	5290	103.45	-	-	92.88	34.6	11.12	35.15	100	304	P	H
	*	5290	95.98	-	-	85.41	34.6	11.12	35.15	100	304	A	H
		5354.64	59.45	-14.55	74	48.77	34.69	11.14	35.15	100	304	P	H
		5350.08	52.67	-1.33	54	41.99	34.69	11.14	35.15	100	304	A	H
		5128.45	48.65	-25.35	74	38.44	34.39	10.96	35.14	341	16	P	V
		5141.05	40.58	-13.42	54	30.28	34.41	11.03	35.14	341	16	A	V
	*	5290	100.4	-	-	89.83	34.6	11.12	35.15	341	16	P	V
	*	5290	93.01	-	-	82.44	34.6	11.12	35.15	341	16	A	V
		5367.84	53.58	-20.42	74	42.88	34.71	11.14	35.15	341	16	P	V
	5350.08	46.33	-7.67	54	35.65	34.69	11.14	35.15	341	16	A	V	
<b>Remark</b>	1. No other spurious found. 2. All results are PASS against Peak and Average limit line.												



**Band 2 5250~5350MHz**

**WIFI 802.11ac VHT80 (Harmonic @ 3m)**

WIFI Ant. 2	Note	Frequency ( MHz )	Level ( dBμV/m )	Over Limit ( dB )	Limit Line ( dBμV/m )	Read Level (dBμV)	Antenna Factor ( dB/m )	Path Loss ( dB )	Preamp Factor ( dB )	Ant Pos ( cm )	Table Pos ( deg )	Peak Avg. (P/A)	Pol. (H/V)	
802.11ac VHT80 CH 58 5290MHz		10580	48.07	-20.13	68.2	52.34	37.55	17.26	59.08	100	0	P	H	
		15870	49.95	-24.05	74	45.41	40.38	20.68	56.52	100	0	P	H	
													H	
													H	
			10580	47.83	-20.37	68.2	52.1	37.55	17.26	59.08	100	0	P	V
			15870	49.64	-24.36	74	45.1	40.38	20.68	56.52	100	0	P	V
														V
														V
<b>Remark</b>	1. No other spurious found. 2. All results are PASS against Peak and Average limit line.													





Band 3 - 5470~5725MHz

WIFI 802.11a (Band Edge @ 3m)

WIFI	Note	Frequency	Level	Over	Limit	Read	Antenna	Path	Preamp	Ant	Table	Peak	Pol.	
Ant.				Limit	Line	Level	Factor	Loss	Factor	Pos	Pos	Avg.		
2		( MHz )	( dBμV/m )	( dB )	( dBμV/m )	( dBμV )	( dB/m )	( dB )	( dB )	( cm )	( deg )	(P/A)	(H/V)	
802.11a CH 100 5500MHz		5457.04	63.75	-10.25	74	52.88	34.83	11.2	35.16	100	318	P	H	
		5469.36	67.07	-1.13	68.2	56.13	34.85	11.25	35.16	100	318	P	H	
		5459.76	48.36	-5.64	54	37.49	34.83	11.2	35.16	100	318	A	H	
	*	5500	115.27	-	-	104.28	34.9	11.25	35.16	100	318	P	H	
	*	5500	107.85	-	-	96.86	34.9	11.25	35.16	100	318	A	H	
														H
			5459.76	61.6	-12.4	74	50.73	34.83	11.2	35.16	334	26	P	V
			5467.44	64.16	-4.04	68.2	53.22	34.85	11.25	35.16	334	26	P	V
			5459.28	46.09	-7.91	54	35.22	34.83	11.2	35.16	334	26	A	V
	*		5500	114.35	-	-	103.36	34.9	11.25	35.16	334	26	P	V
	*		5500	107.12	-	-	96.13	34.9	11.25	35.16	334	26	A	V
														V
802.11a CH 116 5580MHz		5381.68	50.12	-23.88	74	39.38	34.74	11.15	35.15	102	320	P	H	
		5469.04	49.31	-18.89	68.2	38.37	34.85	11.25	35.16	102	320	P	H	
		5459.68	41.14	-12.86	54	30.27	34.83	11.2	35.16	102	320	A	H	
	*	5580	116.26	-	-	105.09	35	11.35	35.18	102	320	P	H	
	*	5580	108.47	-	-	97.3	35	11.35	35.18	102	320	A	H	
			5758.7	51.33	-16.87	68.2	39.76	35.26	11.53	35.22	102	320	P	H
			5435.44	49.38	-24.62	74	38.53	34.81	11.2	35.16	340	24	P	V
			5466.16	49.36	-18.84	68.2	38.42	34.85	11.25	35.16	340	24	P	V
			5450.08	40.62	-13.38	54	29.75	34.83	11.2	35.16	340	24	A	V
	*		5580	115.62	-	-	104.45	35	11.35	35.18	340	24	P	V
	*		5580	107.97	-	-	96.8	35	11.35	35.18	340	24	A	V
			5759.96	52.14	-16.06	68.2	40.57	35.26	11.53	35.22	340	24	P	V



<b>802.11a</b> <b>CH 140</b> <b>5700MHz</b>	*	5700	113.33	-	-	101.9	35.17	11.46	35.2	103	320	P	H
	*	5700	105.93	-	-	94.5	35.17	11.46	35.2	103	320	A	H
		5727.16	65.59	-2.61	68.2	54.08	35.21	11.5	35.2	103	320	P	H
													H
													H
													H
	*	5700	111.53	-	-	100.1	35.17	11.46	35.2	362	20	P	V
	*	5700	104	-	-	92.57	35.17	11.46	35.2	362	20	A	V
		5729.72	60.26	-7.94	68.2	48.75	35.21	11.5	35.2	362	20	P	V
													V
													V
													V
<b>Remark</b>	1. No other spurious found. 2. All results are PASS against Peak and Average limit line.												



**Band 3 - 5470~5725MHz**

**WIFI 802.11a (Harmonic @ 3m)**

WIFI Ant. 2	Note	Frequency ( MHz )	Level ( dBµV/m )	Over Limit ( dB )	Limit Line ( dBµV/m )	Read Level (dBµV)	Antenna Factor ( dB/m )	Path Loss ( dB )	Preamp Factor ( dB )	Ant Pos ( cm )	Table Pos ( deg )	Peak Avg. (P/A)	Pol. (H/V)
802.11a CH 100 5500MHz		11000	48.39	-25.61	74	51.18	37.9	17.81	58.5	100	0	P	H
		16500	52	-16.2	68.2	45.25	41.8	21.15	56.2	100	0	P	H
													H
													H
		11000	48.6	-25.4	74	51.39	37.9	17.81	58.5	100	0	P	V
		16500	52.67	-15.53	68.2	45.92	41.8	21.15	56.2	100	0	P	V
													V
													V
802.11a CH 116 5580MHz		11160	49.87	-24.13	74	51.88	38.07	18.02	58.1	100	0	P	H
		16740	52.61	-15.59	68.2	45.32	41.94	21.36	56.01	100	0	P	H
													H
													H
		11160	49.81	-24.19	74	51.82	38.07	18.02	58.1	100	0	P	V
		16740	51.9	-16.3	68.2	44.61	41.94	21.36	56.01	100	0	P	V
													V
													V
802.11a CH 140 5700MHz		11400	48.02	-25.98	74	49.19	38.04	18.33	57.54	100	0	P	H
		17100	52.74	-15.46	68.2	45.43	41.42	21.67	55.78	100	0	P	H
													H
													H
		11400	47.03	-26.97	74	48.2	38.04	18.33	57.54	100	0	P	V
		17100	52.67	-15.53	68.2	45.36	41.42	21.67	55.78	100	0	P	V
													V
													V
Remark	1. No other spurious found. 2. All results are PASS against Peak and Average limit line.												



Band 3 - 5470~5725MHz

WIFI 802.11ac VHT20 (Band Edge @ 3m)

WIFI Ant. 2	Note	Frequency ( MHz )	Level ( dBμV/m )	Over Limit ( dB )	Limit Line ( dBμV/m )	Read Level (dBμV)	Antenna Factor ( dB/m )	Path Loss ( dB )	Preamp Factor ( dB )	Ant Pos ( cm )	Table Pos ( deg )	Peak Avg. (P/A)	Pol. (H/V)	
802.11ac VHT20 CH 100 5500MHz		5459.44	65.85	-8.15	74	54.98	34.83	11.2	35.16	100	318	P	H	
		5470	67.12	-1.08	68.2	56.18	34.85	11.25	35.16	100	318	P	H	
		5459.92	50.4	-3.6	54	39.53	34.83	11.2	35.16	100	318	A	H	
	*	5500	115.74	-	-	104.75	34.9	11.25	35.16	100	318	P	H	
	*	5500	107.81	-	-	96.82	34.9	11.25	35.16	100	318	A	H	
														H
			5459.8	61.49	-12.51	74	50.62	34.83	11.2	35.16	334	26	P	V
			5468.56	63.76	-4.44	68.2	52.82	34.85	11.25	35.16	334	26	P	V
			5460	46.49	-7.51	54	35.62	34.83	11.2	35.16	334	26	A	V
	*		5500	114.79	-	-	103.8	34.9	11.25	35.16	334	26	P	V
	*		5500	106.94	-	-	95.95	34.9	11.25	35.16	334	26	A	V
													V	
802.11ac VHT20 CH 116 5580MHz		5452	49.82	-24.18	74	38.95	34.83	11.2	35.16	102	321	P	H	
		5466.4	49.8	-18.4	68.2	38.86	34.85	11.25	35.16	102	321	P	H	
		5455.84	41.21	-12.79	54	30.34	34.83	11.2	35.16	102	321	A	H	
	*	5580	116.15	-	-	104.98	35	11.35	35.18	102	321	P	H	
	*	5580	108.22	-	-	97.05	35	11.35	35.18	102	321	A	H	
			5729.72	52.03	-16.17	68.2	40.52	35.21	11.5	35.2	102	321	P	H
			5426.08	48.77	-25.23	74	37.95	34.78	11.2	35.16	342	21	P	V
			5462.08	49.59	-18.61	68.2	38.67	34.83	11.25	35.16	342	21	P	V
			5447.92	40.68	-13.32	54	29.81	34.83	11.2	35.16	342	21	A	V
	*		5580	115.74	-	-	104.57	35	11.35	35.18	342	21	P	V
	*		5580	107.73	-	-	96.56	35	11.35	35.18	342	21	A	V
		5759.96	52.88	-15.32	68.2	41.31	35.26	11.53	35.22	342	21	P	V	



<b>802.11ac</b> <b>VHT20</b> <b>CH 140</b> <b>5700MHz</b>	*	5700	113.58	-	-	102.15	35.17	11.46	35.2	100	320	P	H
	*	5700	105.85	-	-	94.42	35.17	11.46	35.2	100	320	A	H
		5730.2	67.07	-1.13	68.2	55.56	35.21	11.5	35.2	100	320	P	H
													H
													H
													H
	*	5700	112.31	-	-	100.88	35.17	11.46	35.2	345	37	P	V
	*	5700	104.75	-	-	93.32	35.17	11.46	35.2	345	37	A	V
		5727.32	62.38	-5.82	68.2	50.87	35.21	11.5	35.2	345	37	P	V
													V
													V
												V	
<b>Remark</b>	1. No other spurious found. 2. All results are PASS against Peak and Average limit line.												



**Band 3 - 5470~5725MHz**

**WIFI 802.11ac VHT20 (Harmonic @ 3m)**

WIFI Ant. 2	Note	Frequency ( MHz )	Level ( dBμV/m )	Over Limit ( dB )	Limit Line ( dBμV/m )	Read Level (dBμV)	Antenna Factor ( dB/m )	Path Loss ( dB )	Preamp Factor ( dB )	Ant Pos ( cm )	Table Pos ( deg )	Peak Avg. (P/A)	Pol. (H/V)	
802.11ac VHT20 CH 100 5500MHz		11000	48.27	-25.73	74	51.06	37.9	17.81	58.5	100	0	P	H	
		16500	52.22	-15.98	68.2	45.47	41.8	21.15	56.2	100	0	P	H	
													H	
													H	
			11000	48.65	-25.35	74	51.44	37.9	17.81	58.5	100	0	P	V
			16500	52.89	-15.31	68.2	46.14	41.8	21.15	56.2	100	0	P	V
														V
802.11ac VHT20 CH 116 5580MHz		11160	49.56	-24.44	74	51.57	38.07	18.02	58.1	100	0	P	H	
		16740	51.42	-16.78	68.2	44.13	41.94	21.36	56.01	100	0	P	H	
													H	
													H	
			11160	49.68	-24.32	74	51.69	38.07	18.02	58.1	100	0	P	V
			16740	52.65	-15.55	68.2	45.36	41.94	21.36	56.01	100	0	P	V
														V
802.11ac VHT20 CH 140 5700MHz		11400	47.68	-26.32	74	48.85	38.04	18.33	57.54	100	0	P	H	
		17100	53.55	-14.65	68.2	46.24	41.42	21.67	55.78	100	0	P	H	
													H	
													H	
			11400	47.76	-26.24	74	48.93	38.04	18.33	57.54	100	0	P	V
			17100	52.17	-16.03	68.2	44.86	41.42	21.67	55.78	100	0	P	V
														V
Remark	1. No other spurious found.													
	2. All results are PASS against Peak and Average limit line.													



**Band 3 - 5470~5725MHz**

**WIFI 802.11ac VHT40 (Band Edge @ 3m)**

WIFI Ant. 2	Note	Frequency ( MHz )	Level ( dBμV/m )	Over Limit ( dB )	Limit Line ( dBμV/m )	Read Level ( dBμV )	Antenna Factor ( dB/m )	Path Loss ( dB )	Preamp Factor ( dB )	Ant Pos ( cm )	Table Pos ( deg )	Peak Avg. ( P/A )	Pol. ( H/V )
802.11ac VHT40 CH 102 5510MHz		5451.04	60.72	-13.28	74	49.85	34.83	11.2	35.16	100	318	P	H
		5469.28	64.97	-3.23	68.2	54.03	34.85	11.25	35.16	100	318	P	H
		5459.92	50.94	-3.06	54	40.07	34.83	11.2	35.16	100	318	A	H
	*	5510	108.91	-	-	97.88	34.9	11.3	35.17	100	318	P	H
	*	5510	100.96	-	-	89.93	34.9	11.3	35.17	100	318	A	H
		5748.935	51.57	-16.63	68.2	40.01	35.24	11.53	35.21	100	318	P	H
		5459.2	56.28	-17.72	74	45.41	34.83	11.2	35.16	300	26	P	V
		5469.76	61.58	-6.62	68.2	50.64	34.85	11.25	35.16	300	26	P	V
		5459.68	46.37	-7.63	54	35.5	34.83	11.2	35.16	300	26	A	V
	*	5510	108.07	-	-	97.04	34.9	11.3	35.17	300	26	P	V
	*	5510	100.03	-	-	89	34.9	11.3	35.17	300	26	A	V
	5738.855	51.56	-16.64	68.2	40.03	35.24	11.5	35.21	300	26	P	V	
802.11ac VHT40 CH 110 5550MHz		5457.76	57.47	-16.53	74	46.6	34.83	11.2	35.16	104	313	P	H
		5467.36	60.42	-7.78	68.2	49.48	34.85	11.25	35.16	104	313	P	H
		5459.44	46.85	-7.15	54	35.98	34.83	11.2	35.16	104	313	A	H
	*	5550	113.81	-	-	102.66	34.97	11.35	35.17	104	313	P	H
	*	5550	105.86	-	-	94.71	34.97	11.35	35.17	104	313	A	H
		5744.525	50.76	-17.44	68.2	39.2	35.24	11.53	35.21	104	313	P	H
		5457.28	53.65	-20.35	74	42.78	34.83	11.2	35.16	298	26	P	V
		5467.84	54.75	-13.45	68.2	43.81	34.85	11.25	35.16	298	26	P	V
		5459.92	43.76	-10.24	54	32.89	34.83	11.2	35.16	298	26	A	V
	*	5550	112.77	-	-	101.62	34.97	11.35	35.17	298	26	P	V
	*	5550	105.08	-	-	93.93	34.97	11.35	35.17	298	26	A	V
	5763.11	50.31	-17.89	68.2	38.74	35.26	11.53	35.22	298	26	P	V	



<b>802.11ac</b>  <b>VHT40</b>  <b>CH 134</b>  <b>5670MHz</b>		5366.8	49.81	-24.19	74	39.11	34.71	11.14	35.15	100	319	P	H
		5470	48.83	-19.37	68.2	37.89	34.85	11.25	35.16	100	319	P	H
		5452.9	41.11	-12.89	54	30.24	34.83	11.2	35.16	100	319	A	H
	*	5670	114.14	-	-	102.73	35.14	11.46	35.19	100	319	P	H
	*	5670	106.14	-	-	94.73	35.14	11.46	35.19	100	319	A	H
		5725.8	66.7	-1.5	68.2	55.19	35.21	11.5	35.2	100	319	P	H
		5429.8	48.7	-25.3	74	37.85	34.81	11.2	35.16	299	27	P	V
		5463.05	49.18	-19.02	68.2	38.24	34.85	11.25	35.16	299	27	P	V
		5363.65	40.94	-13.06	54	30.24	34.71	11.14	35.15	299	27	A	V
	*	5670	112.56	-	-	101.15	35.14	11.46	35.19	299	27	P	V
	*	5670	104.63	-	-	93.22	35.14	11.46	35.19	299	27	A	V
		5725.8	61.15	-7.05	68.2	49.64	35.21	11.5	35.2	299	27	P	V
<b>Remark</b>	1. No other spurious found. 2. All results are PASS against Peak and Average limit line.												





**Band 3 - 5470~5725MHz**

**WIFI 802.11ac VHT40 (Harmonic @ 3m)**

WIFI Ant. 2	Note	Frequency ( MHz )	Level ( dBµV/m )	Over Limit ( dB )	Limit Line ( dBµV/m )	Read Level ( dBµV )	Antenna Factor ( dB/m )	Path Loss ( dB )	Preamp Factor ( dB )	Ant Pos ( cm )	Table Pos ( deg )	Peak Avg. ( P/A )	Pol. ( H/V )	
802.11ac VHT40 CH 102 5510MHz		11020	48.32	-25.68	74	51.16	37.81	17.81	58.46	100	0	P	H	
		16530	51.76	-16.44	68.2	45.43	41.32	21.18	56.17	100	0	P	H	
													H	
													H	
			11020	49.03	-24.97	74	51.87	37.81	17.81	58.46	100	0	P	V
			16530	51.41	-16.79	68.2	45.08	41.32	21.18	56.17	100	0	P	V
														V
802.11ac VHT40 CH 110 5550MHz		11100	48.97	-25.03	74	51.31	38	17.92	58.26	100	0	P	H	
		16650	52.19	-16.01	68.2	45.1	41.89	21.28	56.08	100	0	P	H	
													H	
													H	
			11100	48.61	-25.39	74	50.95	38	17.92	58.26	100	0	P	V
			16650	52.53	-15.67	68.2	45.44	41.89	21.28	56.08	100	0	P	V
														V
802.11ac VHT40 CH 134 5670MHz		11340	48.64	-25.36	74	50.11	38	18.23	57.7	100	0	P	H	
		17010	52.51	-15.69	68.2	45.14	41.57	21.6	55.8	100	0	P	H	
													H	
													H	
			11340	49.43	-24.57	74	50.9	38	18.23	57.7	100	0	P	V
			17010	53	-15.2	68.2	45.63	41.57	21.6	55.8	100	0	P	V
														V
Remark	1. No other spurious found.													
	2. All results are PASS against Peak and Average limit line.													



Band 3 5470~5725MHz

WIFI 802.11ac VHT80 (Band Edge @ 3m)

WIFI Ant. 2	Note	Frequency ( MHz )	Level ( dBμV/m )	Over Limit ( dB )	Limit Line ( dBμV/m )	Read Level ( dBμV )	Antenna Factor ( dB/m )	Path Loss ( dB )	Preamp Factor ( dB )	Ant Pos ( cm )	Table Pos ( deg )	Peak Avg. ( P/A )	Pol. ( H/V )
802.11ac VHT80 CH 106 5530MHz		5459.92	59.49	-14.51	74	48.62	34.83	11.2	35.16	100	317	P	H
		5464.48	59.68	-8.52	68.2	48.74	34.85	11.25	35.16	100	317	P	H
		5457.28	51.55	-2.45	54	40.68	34.83	11.2	35.16	100	317	A	H
	*	5530	103.4	-	-	92.35	34.92	11.3	35.17	100	317	P	H
	*	5530	95.79	-	-	84.74	34.92	11.3	35.17	100	317	A	H
		5760.275	51.54	-16.66	68.2	39.97	35.26	11.53	35.22	100	317	P	H
		5457.52	53.59	-20.41	74	42.72	34.83	11.2	35.16	300	26	P	V
		5470	55.17	-13.03	68.2	44.23	34.85	11.25	35.16	300	26	P	V
		5459.92	46.98	-7.02	54	36.11	34.83	11.2	35.16	300	26	A	V
	*	5530	102.92	-	-	91.87	34.92	11.3	35.17	300	26	P	V
	*	5530	95.57	-	-	84.52	34.92	11.3	35.17	300	26	A	V
		5760.59	50.4	-17.8	68.2	38.83	35.26	11.53	35.22	300	26	P	V
802.11ac VHT80 CH 122 5610MHz		5459.2	54.58	-19.42	74	43.71	34.83	11.2	35.16	100	314	P	H
		5468.65	56.44	-11.76	68.2	45.5	34.85	11.25	35.16	100	314	P	H
		5459.2	47.34	-6.66	54	36.47	34.83	11.2	35.16	100	314	A	H
	*	5610	109.75	-	-	98.49	35.04	11.4	35.18	100	314	P	H
	*	5610	102.14	-	-	90.88	35.04	11.4	35.18	100	314	A	H
		5725.45	65.09	-3.11	68.2	53.58	35.21	11.5	35.2	100	314	P	H
		5457.1	51.69	-22.31	74	40.82	34.83	11.2	35.16	318	19	P	V
		5465.5	54.2	-14	68.2	43.26	34.85	11.25	35.16	318	19	P	V
		5459.9	45.17	-8.83	54	34.3	34.83	11.2	35.16	318	19	A	V
	*	5610	108.93	-	-	97.67	35.04	11.4	35.18	318	19	P	V
	*	5610	101.05	-	-	89.79	35.04	11.4	35.18	318	19	A	V
		5743.125	58.96	-9.24	68.2	47.4	35.24	11.53	35.21	318	19	P	V
Remark	1. No other spurious found. 2. All results are PASS against Peak and Average limit line.												



**Band 3 5470~5725MHz**

**WIFI 802.11ac VHT80 (Harmonic @ 3m)**

WIFI Ant. 2	Note	Frequency ( MHz )	Level ( dBµV/m )	Over Limit ( dB )	Limit Line ( dBµV/m )	Read Level (dBµV)	Antenna Factor ( dB/m )	Path Loss ( dB )	Preamp Factor ( dB )	Ant Pos ( cm )	Table Pos ( deg )	Peak Avg. (P/A)	Pol. (H/V)	
802.11ac VHT80 CH 106 5530MHz		11060	48.18	-25.82	74	50.81	37.84	17.87	58.34	100	0	P	H	
		16590	53.27	-14.93	68.2	46.8	41.35	21.25	56.13	100	0	P	H	
													H	
													H	
			11060	48.99	-25.01	74	51.62	37.84	17.87	58.34	100	0	P	V
			16590	52.04	-16.16	68.2	45.57	41.35	21.25	56.13	100	0	P	V
														V
802.11ac VHT80 CH 122 5610MHz		11220	49.77	-24.23	74	51.75	37.93	18.07	57.98	100	0	P	H	
		16830	51.77	-16.43	68.2	44.76	41.5	21.45	55.94	100	0	P	H	
													H	
													H	
			11220	48.93	-25.07	74	50.91	37.93	18.07	57.98	100	0	P	V
			16830	51.78	-16.42	68.2	44.77	41.5	21.45	55.94	100	0	P	V
														V
Remark	1. No other spurious found.													
	2. All results are PASS against Peak and Average limit line.													



**Band 3 - Straddle Channel**

**WIFI 802.11a (Band Edge @ 3m)**

WIFI	Note	Frequency	Level	Over	Limit	Read	Antenna	Path	Preamp	Ant	Table	Peak	Pol.
Ant.				Limit	Line	Level	Factor	Loss	Factor	Pos	Pos	Avg.	
2		( MHz )	( dBµV/m )	( dB )	( dBµV/m )	( dBµV )	( dB/m )	( dB )	( dB )	( cm )	( deg )	( P/A )	( H/V )
802.11a CH 144 5720MHz	*	5720	117.4	-	-	105.89	35.21	11.5	35.2	103	320	P	H
	*	5720	109.85	-	-	98.34	35.21	11.5	35.2	103	320	A	H
													H
													H
													H
													H
	*	5720	116.18	-	-	104.67	35.21	11.5	35.2	341	40	P	V
	*	5720	108.34	-	-	96.83	35.21	11.5	35.2	341	40	A	V
													V
													V
													V
	<b>Remark</b>	1. No other spurious found. 2. All results are PASS against Peak and Average limit line.											



**Band 3 - Straddle Channel**  
**WIFI 802.11a (Harmonic @ 3m)**

WIFI Ant. 2	Note	Frequency ( MHz )	Level ( dBµV/m )	Over Limit ( dB )	Limit Line ( dBµV/m )	Read Level (dBµV)	Antenna Factor ( dB/m )	Path Loss ( dB )	Preamp Factor ( dB )	Ant Pos ( cm )	Table Pos ( deg )	Peak Avg. (P/A)	Pol. (H/V)	
802.11a CH 144 5720MHz		11440	48.61	-25.39	74	49.36	38.33	18.38	57.46	100	0	P	H	
		17160	52.69	-15.51	68.2	44.85	41.87	21.74	55.77	100	0	P	H	
													H	
													H	
			11440	47.72	-26.28	74	48.47	38.33	18.38	57.46	100	0	P	V
			17160	52.83	-15.37	68.2	44.99	41.87	21.74	55.77	100	0	P	V
														V
														V
<b>Remark</b>	1. No other spurious found. 2. All results are PASS against Peak and Average limit line.													



**Band 3 - Straddle Channel**  
**WIFI 802.11ac VHT20 (Band Edge @ 3m)**

WIFI Ant. 2	Note	Frequency ( MHz )	Level ( dBµV/m )	Over Limit ( dB )	Limit Line ( dBµV/m )	Read Level (dBµV)	Antenna Factor ( dB/m )	Path Loss ( dB )	Preamp Factor ( dB )	Ant Pos ( cm )	Table Pos ( deg )	Peak Avg. (P/A)	Pol. (H/V)
802.11ac VHT20 CH 144 5720MHz	*	5720	117.46	-	-	105.95	35.21	11.5	35.2	102	319	P	H
	*	5720	109.78	-	-	98.27	35.21	11.5	35.2	102	319	A	H
													H
													H
													H
													H
	*	5720	116.26	-	-	104.75	35.21	11.5	35.2	360	41	P	V
	*	5720	108.46	-	-	96.95	35.21	11.5	35.2	360	41	A	V
													V
													V
												V	
												V	
<b>Remark</b>	1. No other spurious found. 2. All results are PASS against Peak and Average limit line.												



**Band 3 - Straddle Channel**  
**WIFI 802.11ac VHT20 (Harmonic @ 3m)**

WIFI Ant. 2	Note	Frequency ( MHz )	Level ( dBμV/m )	Over Limit ( dB )	Limit Line ( dBμV/m )	Read Level (dBμV)	Antenna Factor ( dB/m )	Path Loss ( dB )	Preamp Factor ( dB )	Ant Pos ( cm )	Table Pos ( deg )	Peak Avg. (P/A)	Pol. (H/V)	
802.11ac VHT20 CH 144 5720MHz		11440	48.25	-25.75	74	49	38.33	18.38	57.46	100	0	P	H	
		17160	52.43	-15.77	68.2	44.59	41.87	21.74	55.77	100	0	P	H	
													H	
													H	
			11440	48	-26	74	48.75	38.33	18.38	57.46	100	0	P	V
			17160	52.66	-15.54	68.2	44.82	41.87	21.74	55.77	100	0	P	V
														V
													V	
<b>Remark</b>	1. No other spurious found. 2. All results are PASS against Peak and Average limit line.													



**Band 3 - Straddle Channel**  
**WIFI 802.11ac VHT40 (Band Edge @ 3m)**

WIFI Ant. 2	Note	Frequency ( MHz )	Level ( dBμV/m )	Over Limit ( dB )	Limit Line ( dBμV/m )	Read Level ( dBμV )	Antenna Factor ( dB/m )	Path Loss ( dB )	Preamp Factor ( dB )	Ant Pos ( cm )	Table Pos ( deg )	Peak Avg. ( P/A )	Pol. ( H/V )
802.11ac VHT40 CH 142 5710MHz	*	5710	115.19	-	-	103.7	35.19	11.5	35.2	100	315	P	H
	*	5710	107.28	-	-	95.79	35.19	11.5	35.2	100	315	A	H
													H
													H
													H
													H
	*	5710	113.05	-	-	101.56	35.19	11.5	35.2	312	29	P	V
	*	5710	105.08	-	-	93.59	35.19	11.5	35.2	312	29	A	V
													V
													V
												V	
												V	
<b>Remark</b>	1. No other spurious found. 2. All results are PASS against Peak and Average limit line.												





**Band 3 - Straddle Channel**  
**WIFI 802.11ac VHT40 (Harmonic @ 3m)**

WIFI Ant. 2	Note	Frequency ( MHz )	Level ( dBµV/m )	Over Limit ( dB )	Limit Line ( dBµV/m )	Read Level ( dBµV )	Antenna Factor ( dB/m )	Path Loss ( dB )	Preamp Factor ( dB )	Ant Pos ( cm )	Table Pos ( deg )	Peak Avg. ( P/A )	Pol. ( H/V )	
802.11ac VHT40 CH 142 5710MHz		11420	47.96	-26.04	74	48.81	38.32	18.33	57.5	100	0	P	H	
		17130	51.5	-16.7	68.2	43.66	41.91	21.7	55.77	100	0	P	H	
													H	
													H	
			11420	48.11	-25.89	74	48.96	38.32	18.33	57.5	100	0	P	V
			17130	51.69	-16.51	68.2	43.85	41.91	21.7	55.77	100	0	P	V
														V
													V	
<b>Remark</b>	1. No other spurious found. 2. All results are PASS against Peak and Average limit line.													



**Band 3 - Straddle Channel**  
**WIFI 802.11ac VHT80 (Band Edge @ 3m)**

WIFI Ant. 2	Note	Frequency ( MHz )	Level ( dBµV/m )	Over Limit ( dB )	Limit Line ( dBµV/m )	Read Level (dBµV)	Antenna Factor ( dB/m )	Path Loss ( dB )	Preamp Factor ( dB )	Ant Pos ( cm )	Table Pos ( deg )	Peak Avg. (P/A)	Pol. (H/V)
802.11ac VHT80 CH 138 5690MHz	*	5690	111.5	-	-	100.07	35.17	11.46	35.2	102	316	P	H
	*	5690	104.17	-	-	92.74	35.17	11.46	35.2	102	316	A	H
													H
													H
													H
													H
	*	5690	110.19	-	-	98.76	35.17	11.46	35.2	298	29	P	V
	*	5690	102.43	-	-	91	35.17	11.46	35.2	298	29	A	V
													V
													V
												V	
												V	
<b>Remark</b>	1. No other spurious found. 2. All results are PASS against Peak and Average limit line.												



**Band 3 - Straddle Channel**  
**WIFI 802.11ac VHT80 (Harmonic @ 3m)**

WIFI Ant. 2	Note	Frequency ( MHz )	Level ( dBμV/m )	Over Limit ( dB )	Limit Line ( dBμV/m )	Read Level (dBμV)	Antenna Factor ( dB/m )	Path Loss ( dB )	Preamp Factor ( dB )	Ant Pos ( cm )	Table Pos ( deg )	Peak Avg. (P/A)	Pol. (H/V)	
802.11ac VHT80 CH 138 5690MHz		11380	47.56	-26.44	74	48.58	38.28	18.28	57.58	100	0	P	H	
		17070	51.98	-16.22	68.2	44.1	42.01	21.66	55.79	100	0	P	H	
													H	
													H	
			11380	48.06	-25.94	74	49.08	38.28	18.28	57.58	100	0	P	V
			17070	52.02	-16.18	68.2	44.14	42.01	21.66	55.79	100	0	P	V
														V
														V
<b>Remark</b>	1. No other spurious found. 2. All results are PASS against Peak and Average limit line.													



Emission below 1GHz

WIFI 802.11ac VHT20 (LF @ 3m)

WIFI	Note	Frequency	Level	Over	Limit	Read	Antenna	Path	Preamp	Ant	Table	Peak	Pol.	
Ant.				Limit	Line	Level	Factor	Loss	Factor	Pos	Pos	Avg.		
2		( MHz )	( dBμV/m )	( dB )	( dBμV/m )	( dBμV )	( dB/m )	( dB )	( dB )	( cm )	( deg )	(P/A)	(H/V)	
802.11ac VHT20 LF		30.27	22.64	-17.36	40	28.06	24.6	1.33	31.35	-	-	P	H	
		73.74	21.46	-18.54	40	38.67	12.67	1.71	31.59	-	-	P	H	
		152.58	31.67	-11.83	43.5	43.98	16.94	2.25	31.5	100	0	P	H	
		381.9	27.67	-18.33	46	34.56	21.01	3.26	31.16	-	-	P	H	
		855.8	31.33	-14.67	46	28.23	28.91	4.74	30.55	-	-	P	H	
		950.3	31.89	-14.11	46	26.96	30.39	5.05	30.51	-	-	P	H	
													H	
													H	
													H	
													H	
													H	
													H	
			30	31.85	-8.15	40	37.27	24.6	1.33	31.35	100	0	P	V
			73.2	29.75	-10.25	40	46.96	12.67	1.71	31.59	-	-	P	V
			96.96	30.57	-12.93	43.5	44.94	15.45	1.74	31.56	-	-	P	V
			791.4	29.88	-16.12	46	27.91	27.97	4.6	30.6	-	-	P	V
			859.3	31.04	-14.96	46	27.83	29.01	4.75	30.55	-	-	P	V
			954.5	32.69	-13.31	46	27.56	30.59	5.05	30.51	-	-	P	V
														V
														V
													V	
													V	
													V	
													V	
Remark	1. No other spurious found. 2. All results are PASS against limit line.													



Band 1 - 5150~5250MHz

WIFI 802.11a (Band Edge @ 3m)

WIFI	Note	Frequency	Level	Over	Limit	Read	Antenna	Path	Preamp	Ant	Table	Peak	Pol.	
Ant.				Limit	Line	Level	Factor	Loss	Factor	Pos	Pos	Avg.		
1+2		( MHz )	( dBµV/m )	( dB )	( dBµV/m )	( dBµV )	( dB/m )	( dB )	( dB )	( cm )	( deg )	( P/A )	( H/V )	
802.11a CH 36 5180MHz		5149.5	67.14	-6.86	74	56.84	34.41	11.03	35.14	105	299	P	H	
		5149.24	52.83	-1.17	54	42.53	34.41	11.03	35.14	105	299	A	H	
	*	5180	117	-	-	106.65	34.46	11.03	35.14	105	299	P	H	
	*	5180	109.66	-	-	99.31	34.46	11.03	35.14	105	299	A	H	
													H	
														H
			5144.04	58.18	-15.82	74	47.88	34.41	11.03	35.14	360	46	P	V
			5149.24	49.02	-4.98	54	38.72	34.41	11.03	35.14	360	46	A	V
	*		5180	115.31	-	-	104.96	34.46	11.03	35.14	360	46	P	V
	*		5180	107.93	-	-	97.58	34.46	11.03	35.14	360	46	A	V
														V
														V
802.11a CH 44 5220MHz		5143.78	54.42	-19.58	74	44.12	34.41	11.03	35.14	102	300	P	H	
		5148.98	43.28	-10.72	54	32.98	34.41	11.03	35.14	102	300	A	H	
	*	5220	116.81	-	-	106.35	34.5	11.1	35.14	102	300	P	H	
	*	5220	109.36	-	-	98.9	34.5	11.1	35.14	102	300	A	H	
			5444.32	50.66	-23.34	74	39.81	34.81	11.2	35.16	102	300	P	H
			5354.72	41.12	-12.88	54	30.44	34.69	11.14	35.15	102	300	A	H
			5125.06	50.62	-23.38	74	40.41	34.39	10.96	35.14	347	7	P	V
			5148.46	41.32	-12.68	54	31.02	34.41	11.03	35.14	347	7	A	V
	*		5220	115.43	-	-	104.97	34.5	11.1	35.14	347	7	P	V
	*		5220	107.56	-	-	97.1	34.5	11.1	35.14	347	7	A	V
			5452.72	49.66	-24.34	74	38.79	34.83	11.2	35.16	347	7	P	V
			5351.92	41.1	-12.9	54	30.42	34.69	11.14	35.15	347	7	A	V



<b>802.11a CH 48 5240MHz</b>		5149.24	50.74	-23.26	74	40.44	34.41	11.03	35.14	100	300	P	H
		5149.24	41.3	-12.7	54	31	34.41	11.03	35.14	100	300	A	H
	*	5240	116.43	-	-	105.93	34.53	11.11	35.14	100	300	P	H
	*	5240	109.17	-	-	98.67	34.53	11.11	35.14	100	300	A	H
		5412.12	50.56	-23.44	74	39.79	34.78	11.15	35.16	100	300	P	H
		5352.76	41.64	-12.36	54	30.96	34.69	11.14	35.15	100	300	A	H
		5042.9	49.06	-24.94	74	39.09	34.27	10.83	35.13	347	7	P	V
		5142.74	40.4	-13.6	54	30.1	34.41	11.03	35.14	347	7	A	V
	*	5240	114.79	-	-	104.29	34.53	11.11	35.14	347	7	P	V
	*	5240	107.8	-	-	97.3	34.53	11.11	35.14	347	7	A	V
		5352.76	50.6	-23.4	74	39.92	34.69	11.14	35.15	347	7	P	V
		5354.16	41.22	-12.78	54	30.54	34.69	11.14	35.15	347	7	A	V
Remark	1. No other spurious found. 2. All results are PASS against Peak and Average limit line.												



**Band 1 5150~5250MHz**

**WIFI 802.11a (Harmonic @ 3m)**

WIFI Ant. 1+2	Note	Frequency ( MHz )	Level ( dBμV/m )	Over Limit ( dB )	Limit Line ( dBμV/m )	Read Level (dBμV)	Antenna Factor ( dB/m )	Path Loss ( dB )	Preamp Factor ( dB )	Ant Pos ( cm )	Table Pos ( deg )	Peak Avg. (P/A)	Pol. (H/V)	
802.11a CH 36 5180MHz		10360	46.09	-22.11	68.2	51.23	37.19	17	59.33	100	0	P	H	
		15540	49.5	-24.5	74	45.14	40.43	20.52	56.59	100	0	P	H	
													H	
													H	
			10360	46.48	-21.72	68.2	51.62	37.19	17	59.33	100	0	P	V
			15540	49.82	-24.18	74	45.46	40.43	20.52	56.59	100	0	P	V
														V
														V
802.11a CH 44 5220MHz		10440	46.98	-21.22	68.2	51.9	37.25	17.1	59.27	100	0	P	H	
		15660	49.95	-24.05	74	45.43	40.52	20.57	56.57	100	0	P	H	
													H	
													H	
			10440	46.97	-21.23	68.2	51.89	37.25	17.1	59.27	100	0	P	V
			15660	49.73	-24.27	74	45.21	40.52	20.57	56.57	100	0	P	V
														V
														V
802.11a CH 48 5240MHz		10480	47.31	-20.89	68.2	52.09	37.29	17.15	59.22	100	0	P	H	
		15720	49.68	-24.32	74	45.05	40.58	20.61	56.56	100	0	P	H	
													H	
													H	
			10480	47.25	-20.95	68.2	52.03	37.29	17.15	59.22	100	0	P	V
			15720	49.1	-24.9	74	44.47	40.58	20.61	56.56	100	0	P	V
														V
														V
Remark	1. No other spurious found. 2. All results are PASS against Peak and Average limit line.													



**Band 1 5150~5250MHz**

**WIFI 802.11ac VHT20 (Band Edge @ 3m)**

WIFI Ant. 1+2	Note	Frequency ( MHz )	Level ( dBμV/m )	Over Limit ( dB )	Limit Line ( dBμV/m )	Read Level ( dBμV )	Antenna Factor ( dB/m )	Path Loss ( dB )	Preamp Factor ( dB )	Ant Pos ( cm )	Table Pos ( deg )	Peak Avg. ( P/A )	Pol. ( H/V )	
802.11ac VHT20 CH 36 5180MHz		5145.34	64.76	-9.24	74	54.46	34.41	11.03	35.14	100	314	P	H	
		5150	51.39	-2.61	54	41.09	34.41	11.03	35.14	100	314	A	H	
	*	5180	116.27	-	-	105.92	34.46	11.03	35.14	100	314	P	H	
	*	5180	108.49	-	-	98.14	34.46	11.03	35.14	100	314	A	H	
													H	
														H
			5149.76	62.28	-11.72	74	51.98	34.41	11.03	35.14	320	10	P	V
			5150	49.21	-4.79	54	38.91	34.41	11.03	35.14	320	10	A	V
		*	5180	113.91	-	-	103.56	34.46	11.03	35.14	320	10	P	V
		*	5180	106.23	-	-	95.88	34.46	11.03	35.14	320	10	A	V
													V	
													V	
802.11ac VHT20 CH 44 5220MHz		5148.2	54.8	-19.2	74	44.5	34.41	11.03	35.14	101	315	P	H	
		5150	43.59	-10.41	54	33.29	34.41	11.03	35.14	101	315	A	H	
		*	5220	115.74	-	-	105.28	34.5	11.1	35.14	101	315	P	H
		*	5220	108.19	-	-	97.73	34.5	11.1	35.14	101	315	A	H
			5422.2	50.61	-23.39	74	39.79	34.78	11.2	35.16	101	315	P	H
			5354.72	41.57	-12.43	54	30.89	34.69	11.14	35.15	101	315	A	H
			5149.5	52.46	-21.54	74	42.16	34.41	11.03	35.14	300	10	P	V
			5148.98	41.85	-12.15	54	31.55	34.41	11.03	35.14	300	10	A	V
		*	5220	113.16	-	-	102.7	34.5	11.1	35.14	300	10	P	V
		*	5220	105.72	-	-	95.26	34.5	11.1	35.14	300	10	A	V
		5380.2	49.74	-24.26	74	39	34.74	11.15	35.15	300	10	P	V	
		5354.72	40.93	-13.07	54	30.25	34.69	11.14	35.15	300	10	A	V	





<b>802.11ac</b>  <b>VHT20</b>  <b>CH 48</b>  <b>5240MHz</b>		5139.62	50.77	-23.23	74	40.54	34.41	10.96	35.14	100	315	P	H
		5148.72	41.5	-12.5	54	31.2	34.41	11.03	35.14	100	315	A	H
	*	5240	116.38	-	-	105.88	34.53	11.11	35.14	100	315	P	H
	*	5240	108.59	-	-	98.09	34.53	11.11	35.14	100	315	A	H
		5440.68	50.58	-23.42	74	39.73	34.81	11.2	35.16	100	315	P	H
		5350.52	42.07	-11.93	54	31.39	34.69	11.14	35.15	100	315	A	H
		5127.4	49.43	-24.57	74	39.22	34.39	10.96	35.14	330	15	P	V
		5149.5	40.3	-13.7	54	30	34.41	11.03	35.14	330	15	A	V
	*	5240	114.17	-	-	103.67	34.53	11.11	35.14	330	15	P	V
	*	5240	106.21	-	-	95.71	34.53	11.11	35.14	330	15	A	V
		5350.52	51.31	-22.69	74	40.63	34.69	11.14	35.15	330	15	P	V
		5356.96	41.43	-12.57	54	30.75	34.69	11.14	35.15	330	15	A	V
<b>Remark</b>	1. No other spurious found. 2. All results are PASS against Peak and Average limit line.												



**Band 1 5150~5250MHz**

**WIFI 802.11ac VHT20 (Harmonic @ 3m)**

WIFI Ant. 1+2	Note	Frequency ( MHz )	Level ( dBμV/m )	Over Limit ( dB )	Limit Line ( dBμV/m )	Read Level (dBμV)	Antenna Factor ( dB/m )	Path Loss ( dB )	Preamp Factor ( dB )	Ant Pos ( cm )	Table Pos ( deg )	Peak Avg. (P/A)	Pol. (H/V)	
802.11ac VHT20 CH 36 5180MHz		10360	46.26	-21.94	68.2	51.22	37.37	17	59.33	100	0	P	H	
		15540	49.2	-24.8	74	45.24	40.03	20.52	56.59	100	0	P	H	
													H	
													H	
			10360	46.31	-21.89	68.2	51.27	37.37	17	59.33	100	0	P	V
			15540	49.89	-24.11	74	45.93	40.03	20.52	56.59	100	0	P	V
														V
802.11ac VHT20 CH 44 5220MHz		10440	47.28	-20.92	68.2	52.02	37.43	17.1	59.27	100	0	P	H	
		15660	49.19	-24.81	74	45.03	40.16	20.57	56.57	100	0	P	H	
													H	
													H	
			10440	47.33	-20.87	68.2	52.07	37.43	17.1	59.27	100	0	P	V
			15660	49.35	-24.65	74	45.19	40.16	20.57	56.57	100	0	P	V
														V
802.11ac VHT20 CH 48 5240MHz		10480	47.26	-20.94	68.2	51.85	37.48	17.15	59.22	100	0	P	H	
		15720	49.7	-24.3	74	45.43	40.22	20.61	56.56	100	0	P	H	
													H	
													H	
			10480	46.68	-21.52	68.2	51.27	37.48	17.15	59.22	100	0	P	V
			15720	49.69	-24.31	74	45.42	40.22	20.61	56.56	100	0	P	V
														V
Remark	1. No other spurious found.													
	2. All results are PASS against Peak and Average limit line.													



Band 1 5150~5250MHz

WIFI 802.11ac VHT40 (Band Edge @ 3m)

WIFI Ant. 1+2	Note	Frequency ( MHz )	Level ( dBμV/m )	Over Limit ( dB )	Limit Line ( dBμV/m )	Read Level ( dBμV )	Antenna Factor ( dB/m )	Path Loss ( dB )	Preamp Factor ( dB )	Ant Pos ( cm )	Table Pos ( deg )	Peak Avg. ( P/A )	Pol. ( H/V )
802.11ac VHT40 CH 38 5190MHz		5150	60.75	-13.25	74	50.45	34.41	11.03	35.14	100	345	P	H
		5150	51.88	-2.12	54	41.58	34.41	11.03	35.14	100	345	A	H
	*	5190	109.95	-	-	99.53	34.46	11.1	35.14	100	345	P	H
	*	5190	102.28	-	-	91.86	34.46	11.1	35.14	100	345	A	H
		5410.72	49.74	-24.26	74	38.99	34.76	11.15	35.16	100	345	P	H
		5421.36	41.41	-12.59	54	30.59	34.78	11.2	35.16	100	345	A	H
		5139.62	57.7	-16.3	74	47.47	34.41	10.96	35.14	200	280	P	V
		5149.24	46.85	-7.15	54	36.55	34.41	11.03	35.14	200	280	A	V
	*	5190	106.97	-	-	96.55	34.46	11.1	35.14	200	280	P	V
	*	5190	99.29	-	-	88.87	34.46	11.1	35.14	200	280	A	V
		5367.6	49.67	-24.33	74	38.97	34.71	11.14	35.15	200	280	P	V
		5415.2	41.36	-12.64	54	30.59	34.78	11.15	35.16	200	280	A	V
802.11ac VHT40 CH 46 5230MHz		5149.5	58.2	-15.8	74	47.9	34.41	11.03	35.14	100	320	P	H
		5149.76	51.5	-2.5	54	41.2	34.41	11.03	35.14	100	320	A	H
	*	5230	115.22	-	-	104.72	34.53	11.11	35.14	100	320	P	H
	*	5230	106.98	-	-	96.48	34.53	11.11	35.14	100	320	A	H
		5350	55.22	-18.78	74	44.54	34.69	11.14	35.15	100	320	P	H
		5350.8	44.78	-9.22	54	34.1	34.69	11.14	35.15	100	320	A	H
		5145.6	55.83	-18.17	74	45.53	34.41	11.03	35.14	344	7	P	V
		5143.26	47.88	-6.12	54	37.58	34.41	11.03	35.14	344	7	A	V
	*	5230	114.29	-	-	103.79	34.53	11.11	35.14	344	7	P	V
	*	5230	106.39	-	-	95.89	34.53	11.11	35.14	344	7	A	V
	5361.72	50.25	-23.75	74	39.55	34.71	11.14	35.15	344	7	P	V	
	5358.36	42.22	-11.78	54	31.54	34.69	11.14	35.15	344	7	A	V	
Remark	1. No other spurious found. 2. All results are PASS against Peak and Average limit line.												



**Band 1 5150~5250MHz**

**WIFI 802.11ac VHT40 (Harmonic @ 3m)**

WIFI Ant. 1+2	Note	Frequency ( MHz )	Level ( dBμV/m )	Over Limit ( dB )	Limit Line ( dBμV/m )	Read Level (dBμV)	Antenna Factor ( dB/m )	Path Loss ( dB )	Preamp Factor ( dB )	Ant Pos ( cm )	Table Pos ( deg )	Peak Avg. (P/A)	Pol. (H/V)	
802.11ac VHT40 CH 38 5190MHz		10380	46.34	-21.86	68.2	51.45	37.21	17	59.32	100	0	P	H	
		15570	49.42	-24.58	74	45.01	40.46	20.54	56.59	100	0	P	H	
													H	
													H	
			10380	45.67	-22.53	68.2	50.78	37.21	17	59.32	100	0	P	V
			15570	49.36	-24.64	74	44.95	40.46	20.54	56.59	100	0	P	V
														V
802.11ac VHT40 CH 46 5230MHz		10460	47.26	-20.94	68.2	52.15	37.26	17.1	59.25	100	0	P	H	
		15690	49.66	-24.34	74	45.08	40.55	20.59	56.56	100	0	P	H	
													H	
													H	
			10460	47.47	-20.73	68.2	52.36	37.26	17.1	59.25	100	0	P	V
			15690	49.72	-24.28	74	45.14	40.55	20.59	56.56	100	0	P	V
														V
Remark	1. No other spurious found.													
	2. All results are PASS against Peak and Average limit line.													



Band 1 5150~5250MHz

WIFI 802.11ac VHT80 (Band Edge @ 3m)

WIFI Ant. 1+2	Note	Frequency ( MHz )	Level ( dBμV/m )	Over Limit ( dB )	Limit Line ( dBμV/m )	Read Level (dBμV)	Antenna Factor ( dB/m )	Path Loss ( dB )	Preamp Factor ( dB )	Ant Pos ( cm )	Table Pos ( deg )	Peak Avg. (P/A)	Pol. (H/V)
802.11ac VHT80 CH 42 5210MHz		5149.76	61.15	-12.85	74	50.85	34.41	11.03	35.14	100	343	P	H
		5150	52.12	-1.88	54	41.82	34.41	11.03	35.14	100	343	A	H
	*	5210	103.37	-	-	92.91	34.5	11.1	35.14	100	343	P	H
	*	5210	96.13	-	-	85.67	34.5	11.1	35.14	100	343	A	H
		5442.36	49.41	-24.59	74	38.56	34.81	11.2	35.16	100	343	P	H
		5414.92	41.34	-12.66	54	30.57	34.78	11.15	35.16	100	343	A	H
		5141.44	54.26	-19.74	74	43.96	34.41	11.03	35.14	300	21	P	V
		5140.92	47	-7	54	36.7	34.41	11.03	35.14	300	21	A	V
	*	5210	101.73	-	-	91.27	34.5	11.1	35.14	300	21	P	V
	*	5210	94.38	-	-	83.92	34.5	11.1	35.14	300	21	A	V
		5425.28	50.25	-23.75	74	39.43	34.78	11.2	35.16	300	21	P	V
	5409.88	41.18	-12.82	54	30.43	34.76	11.15	35.16	300	21	A	V	
Remark	1. No other spurious found. 2. All results are PASS against Peak and Average limit line.												



**Band 1 5150~5250MHz**

**WIFI 802.11ac VHT80 (Harmonic @ 3m)**

WIFI Ant. 1+2	Note	Frequency ( MHz )	Level ( dBμV/m )	Over Limit ( dB )	Limit Line ( dBμV/m )	Read Level (dBμV)	Antenna Factor ( dB/m )	Path Loss ( dB )	Preamp Factor ( dB )	Ant Pos ( cm )	Table Pos ( deg )	Peak Avg. (P/A)	Pol. (H/V)	
802.11ac VHT80 CH 42 5210MHz		10420	46.53	-21.67	68.2	51.53	37.23	17.05	59.28	100	0	P	H	
		15630	49.33	-24.67	74	44.82	40.51	20.57	56.57	100	0	P	H	
													H	
													H	
			10420	47.01	-21.19	68.2	52.01	37.23	17.05	59.28	100	0	P	V
			15630	49.82	-24.18	74	45.31	40.51	20.57	56.57	100	0	P	V
														V
														V
<b>Remark</b>	1. No other spurious found. 2. All results are PASS against Peak and Average limit line.													



Band 2 - 5250~5350MHz

WIFI 802.11a (Band Edge @ 3m)

WIFI	Note	Frequency	Level	Over	Limit	Read	Antenna	Path	Preamp	Ant	Table	Peak	Pol.
Ant.				Limit	Line	Level	Factor	Loss	Factor	Pos	Pos	Avg.	
1+2		( MHz )	( dBμV/m )	( dB )	( dBμV/m )	( dBμV )	( dB/m )	( dB )	( dB )	( cm )	( deg )	( P/A )	( H/V )
802.11a CH 52 5260MHz		5116.2	49.26	-24.74	74	39.08	34.36	10.96	35.14	100	318	P	H
		5138.25	40.82	-13.18	54	30.61	34.39	10.96	35.14	100	318	A	H
	*	5260	115.5	-	-	104.97	34.57	11.11	35.15	100	318	P	H
	*	5260	107.98	-	-	97.45	34.57	11.11	35.15	100	318	A	H
		5356.56	52.57	-21.43	74	41.89	34.69	11.14	35.15	100	318	P	H
		5350.32	43.51	-10.49	54	32.83	34.69	11.14	35.15	100	318	A	H
		5089.6	49.72	-24.28	74	39.61	34.34	10.9	35.13	362	8	P	V
		5145.6	40.41	-13.59	54	30.11	34.41	11.03	35.14	362	8	A	V
	*	5260	114.45	-	-	103.92	34.57	11.11	35.15	362	8	P	V
	*	5260	107.58	-	-	97.05	34.57	11.11	35.15	362	8	A	V
		5360.16	51.28	-22.72	74	40.6	34.69	11.14	35.15	362	8	P	V
		5367.12	40.99	-13.01	54	30.29	34.71	11.14	35.15	362	8	A	V
802.11a CH 60 5300MHz		5107.8	49.18	-24.82	74	39	34.36	10.96	35.14	103	320	P	H
		5149.1	40.19	-13.81	54	29.89	34.41	11.03	35.14	103	320	A	H
	*	5300	115.63	-	-	105.04	34.62	11.12	35.15	103	320	P	H
	*	5300	107.85	-	-	97.26	34.62	11.12	35.15	103	320	A	H
		5355.36	62.65	-11.35	74	51.97	34.69	11.14	35.15	103	320	P	H
		5350.08	47.63	-6.37	54	36.95	34.69	11.14	35.15	103	320	A	H
		5145.6	49.2	-24.8	74	38.9	34.41	11.03	35.14	378	7	P	V
		5145.25	39.97	-14.03	54	29.67	34.41	11.03	35.14	378	7	A	V
	*	5300	114.67	-	-	104.08	34.62	11.12	35.15	378	7	P	V
	*	5300	106.91	-	-	96.32	34.62	11.12	35.15	378	7	A	V
		5351.52	58.25	-15.75	74	47.57	34.69	11.14	35.15	378	7	P	V
		5350.8	42.81	-11.19	54	32.13	34.69	11.14	35.15	378	7	A	V



<b>802.11a CH 64 5320MHz</b>	*	5320	115.84	-	-	105.22	34.64	11.13	35.15	100	318	P	H
	*	5320	108.17	-	-	97.55	34.64	11.13	35.15	100	318	A	H
		5352.48	67.9	-6.1	74	57.22	34.69	11.14	35.15	100	318	P	H
		5350.4	50.01	-3.99	54	39.33	34.69	11.14	35.15	100	318	A	H
													H
													H
	*	5320	114.66	-	-	104.04	34.64	11.13	35.15	373	10	P	V
	*	5320	107.02	-	-	96.4	34.64	11.13	35.15	373	10	A	V
		5352.16	64.61	-9.39	74	53.93	34.69	11.14	35.15	373	10	P	V
		5353.76	47.21	-6.79	54	36.53	34.69	11.14	35.15	373	10	A	V
													V
													V
<b>Remark</b>	1. No other spurious found. 2. All results are PASS against Peak and Average limit line.												





**Band 2 5250~5350MHz**

**WIFI 802.11a (Harmonic @ 3m)**

WIFI Ant. 1+2	Note	Frequency ( MHz )	Level ( dBµV/m )	Over Limit ( dB )	Limit Line ( dBµV/m )	Read Level (dBµV)	Antenna Factor ( dB/m )	Path Loss ( dB )	Preamp Factor ( dB )	Ant Pos ( cm )	Table Pos ( deg )	Peak Avg. (P/A)	Pol. (H/V)
802.11a CH 52 5260MHz		10520	47.29	-20.91	68.2	51.95	37.32	17.2	59.18	100	0	P	H
		15780	49.83	-24.17	74	45.13	40.62	20.62	56.54	100	0	P	H
													H
													H
		10520	47.69	-20.51	68.2	52.35	37.32	17.2	59.18	100	0	P	V
		15780	49	-25	74	44.3	40.62	20.62	56.54	100	0	P	V
													V
													V
802.11a CH 60 5300MHz		10600	47.86	-26.14	74	52.19	37.42	17.31	59.06	100	0	P	H
		15900	49.87	-24.13	74	44.99	40.72	20.68	56.52	100	0	P	H
													H
													H
		10600	47.98	-26.02	74	52.31	37.42	17.31	59.06	100	0	P	V
		15900	49.67	-24.33	74	44.79	40.72	20.68	56.52	100	0	P	V
													V
													V
802.11a CH 64 5320MHz		10640	48.03	-25.97	74	52.21	37.47	17.36	59.01	100	0	P	H
		15960	49.57	-24.43	74	44.6	40.77	20.71	56.51	100	0	P	H
													H
													H
		10640	48	-26	74	52.18	37.47	17.36	59.01	100	0	P	V
		15960	49.75	-24.25	74	44.78	40.77	20.71	56.51	100	0	P	V
													V
													V
Remark	1. No other spurious found. 2. All results are PASS against Peak and Average limit line.												



**Band 2 5250~5350MHz**

**WIFI 802.11ac VHT20 (Band Edge @ 3m)**

WIFI Ant. 1+2	Note	Frequency ( MHz )	Level ( dBμV/m )	Over Limit ( dB )	Limit Line ( dBμV/m )	Read Level ( dBμV )	Antenna Factor ( dB/m )	Path Loss ( dB )	Preamp Factor ( dB )	Ant Pos ( cm )	Table Pos ( deg )	Peak Avg. ( P/A )	Pol. ( H/V )
802.11ac VHT20 CH 52 5260MHz		5127.05	50.03	-23.97	74	39.82	34.39	10.96	35.14	100	296	P	H
		5149.1	40.66	-13.34	54	30.36	34.41	11.03	35.14	100	296	A	H
	*	5260	116.55	-	-	106.02	34.57	11.11	35.15	100	296	P	H
	*	5260	108.75	-	-	98.22	34.57	11.11	35.15	100	296	A	H
		5356.56	56.35	-17.65	74	45.67	34.69	11.14	35.15	100	296	P	H
		5351.04	42.75	-11.25	54	32.07	34.69	11.14	35.15	100	296	A	H
		5133.35	49.37	-24.63	74	39.16	34.39	10.96	35.14	345	10	P	V
		5145.25	40.31	-13.69	54	30.01	34.41	11.03	35.14	345	10	A	V
	*	5260	114.46	-	-	103.93	34.57	11.11	35.15	345	10	P	V
	*	5260	106.67	-	-	96.14	34.57	11.11	35.15	345	10	A	V
		5371.44	50.2	-23.8	74	39.5	34.71	11.14	35.15	345	10	P	V
		5353.68	41.46	-12.54	54	30.78	34.69	11.14	35.15	345	10	A	V
802.11ac VHT20 CH 60 5300MHz		5120.05	49.25	-24.75	74	39.07	34.36	10.96	35.14	100	300	P	H
		5135.1	40.34	-13.66	54	30.13	34.39	10.96	35.14	100	300	A	H
	*	5300	116.33	-	-	105.74	34.62	11.12	35.15	100	300	P	H
	*	5300	108.23	-	-	97.64	34.62	11.12	35.15	100	300	A	H
		5353.92	61.02	-12.98	74	50.34	34.69	11.14	35.15	100	300	P	H
		5350.32	47.07	-6.93	54	36.39	34.69	11.14	35.15	100	300	A	H
		5072.8	49.98	-24.02	74	39.89	34.32	10.9	35.13	341	14	P	V
		5138.25	40.14	-13.86	54	29.93	34.39	10.96	35.14	341	14	A	V
	*	5300	114.83	-	-	104.24	34.62	11.12	35.15	341	14	P	V
	*	5300	106.8	-	-	96.21	34.62	11.12	35.15	341	14	A	V
	5360.64	56.45	-17.55	74	45.75	34.71	11.14	35.15	341	14	P	V	
	5350.08	44.45	-9.55	54	33.77	34.69	11.14	35.15	341	14	A	V	



<b>802.11ac</b> <b>VHT20</b> <b>CH 64</b> <b>5320MHz</b>	*	5320	116.67	-	-	106.05	34.64	11.13	35.15	100	306	P	H
	*	5320	107.94	-	-	97.32	34.64	11.13	35.15	100	306	A	H
		5351.2	65.56	-8.44	74	54.88	34.69	11.14	35.15	100	306	P	H
		5350.24	52.82	-1.18	54	42.14	34.69	11.14	35.15	100	306	A	H
													H
													H
	*	5320	115.73	-	-	105.11	34.64	11.13	35.15	337	20	P	V
	*	5320	107.05	-	-	96.43	34.64	11.13	35.15	337	20	A	V
		5359.52	64.03	-9.97	74	53.35	34.69	11.14	35.15	337	20	P	V
		5351.2	49.62	-4.38	54	38.94	34.69	11.14	35.15	337	20	A	V
													V
													V
<b>Remark</b>	1. No other spurious found. 2. All results are PASS against Peak and Average limit line.												



**Band 2 5250~5350MHz**

**WIFI 802.11ac VHT20 (Harmonic @ 3m)**

WIFI Ant. 1+2	Note	Frequency ( MHz )	Level ( dBμV/m )	Over Limit ( dB )	Limit Line ( dBμV/m )	Read Level (dBμV)	Antenna Factor ( dB/m )	Path Loss ( dB )	Preamp Factor ( dB )	Ant Pos ( cm )	Table Pos ( deg )	Peak Avg. (P/A)	Pol. (H/V)	
802.11ac VHT20 CH 52 5260MHz		10520	48.35	-19.85	68.2	52.82	37.51	17.2	59.18	100	0	P	H	
		15780	49.07	-24.93	74	44.71	40.28	20.62	56.54	100	0	P	H	
													H	
													H	
			10520	47.6	-20.6	68.2	52.07	37.51	17.2	59.18	100	0	P	V
			15780	49.23	-24.77	74	44.87	40.28	20.62	56.54	100	0	P	V
														V
802.11ac VHT20 CH 60 5300MHz		10600	49.33	-24.67	74	53.52	37.56	17.31	59.06	100	0	P	H	
		15900	49.56	-24.44	74	45	40.4	20.68	56.52	100	0	P	H	
													H	
													H	
			10600	48.36	-25.64	74	52.55	37.56	17.31	59.06	100	0	P	V
			15900	49.5	-24.5	74	44.94	40.4	20.68	56.52	100	0	P	V
														V
802.11ac VHT20 CH 64 5320MHz		10640	48.55	-25.45	74	52.62	37.58	17.36	59.01	100	0	P	H	
		15960	49.17	-24.83	74	44.5	40.47	20.71	56.51	100	0	P	H	
													H	
													H	
			10640	49.29	-24.71	74	53.36	37.58	17.36	59.01	100	0	P	V
			15960	49.94	-24.06	74	45.27	40.47	20.71	56.51	100	0	P	V
														V
Remark	1. No other spurious found.													
	2. All results are PASS against Peak and Average limit line.													



Band 2 5250~5350MHz

WIFI 802.11ac VHT40 (Band Edge @ 3m)

WIFI Ant. 1+2	Note	Frequency ( MHz )	Level ( dBμV/m )	Over Limit ( dB )	Limit Line ( dBμV/m )	Read Level (dBμV)	Antenna Factor ( dB/m )	Path Loss ( dB )	Preamp Factor ( dB )	Ant Pos ( cm )	Table Pos ( deg )	Peak Avg. (P/A)	Pol. (H/V)
802.11ac VHT40 CH 54 5270MHz		5112	50.66	-23.34	74	40.48	34.36	10.96	35.14	100	344	P	H
		5148.75	41.45	-12.55	54	31.15	34.41	11.03	35.14	100	344	A	H
	*	5270	114.86	-	-	104.32	34.57	11.12	35.15	100	344	P	H
	*	5270	107.05	-	-	96.51	34.57	11.12	35.15	100	344	A	H
		5350.08	60.74	-13.26	74	50.06	34.69	11.14	35.15	100	344	P	H
		5352.48	51.65	-2.35	54	40.97	34.69	11.14	35.15	100	344	A	H
		5148.05	49.46	-24.54	74	39.16	34.41	11.03	35.14	360	9	P	V
		5145.95	41.59	-12.41	54	31.29	34.41	11.03	35.14	360	9	A	V
	*	5270	113.61	-	-	103.07	34.57	11.12	35.15	360	9	P	V
	*	5270	106.06	-	-	95.52	34.57	11.12	35.15	360	9	A	V
		5352.48	52.08	-21.92	74	41.4	34.69	11.14	35.15	360	9	P	V
		5359.2	44.82	-9.18	54	34.14	34.69	11.14	35.15	360	9	A	V
802.11ac VHT40 CH 62 5310MHz		5066.85	49.2	-24.8	74	39.14	34.29	10.9	35.13	100	296	P	H
		5070	40.61	-13.39	54	30.55	34.29	10.9	35.13	100	296	A	H
	*	5310	108.27	-	-	97.65	34.64	11.13	35.15	100	296	P	H
	*	5310	100.59	-	-	89.97	34.64	11.13	35.15	100	296	A	H
		5352.96	59.83	-14.17	74	49.15	34.69	11.14	35.15	100	296	P	H
		5350.8	52.87	-1.13	54	42.19	34.69	11.14	35.15	100	296	A	H
		5097.65	50.13	-23.87	74	40.03	34.34	10.9	35.14	376	7	P	V
		5114.1	40.56	-13.44	54	30.38	34.36	10.96	35.14	376	7	A	V
	*	5310	107.47	-	-	96.85	34.64	11.13	35.15	376	7	P	V
	*	5310	99.91	-	-	89.29	34.64	11.13	35.15	376	7	A	V
	5350.56	57.26	-16.74	74	46.58	34.69	11.14	35.15	376	7	P	V	
	5350.32	49.8	-4.2	54	39.12	34.69	11.14	35.15	376	7	A	V	
Remark	1. No other spurious found. 2. All results are PASS against Peak and Average limit line.												



**Band 2 5250~5350MHz**

**WIFI 802.11ac VHT40 (Harmonic @ 3m)**

WIFI Ant. 1+2	Note	Frequency ( MHz )	Level ( dBμV/m )	Over Limit ( dB )	Limit Line ( dBμV/m )	Read Level (dBμV)	Antenna Factor ( dB/m )	Path Loss ( dB )	Preamp Factor ( dB )	Ant Pos ( cm )	Table Pos ( deg )	Peak Avg. (P/A)	Pol. (H/V)	
802.11ac VHT40 CH 54 5270MHz		10540	47.1	-21.1	68.2	51.71	37.34	17.2	59.15	100	0	P	H	
		15810	49.9	-24.1	74	45.15	40.65	20.64	56.54	100	0	P	H	
													H	
													H	
			10540	47.54	-20.66	68.2	52.15	37.34	17.2	59.15	100	0	P	V
			15810	49.33	-24.67	74	44.58	40.65	20.64	56.54	100	0	P	V
														V
802.11ac VHT40 CH 62 5310MHz		10620	47.91	-26.09	74	52.19	37.44	17.31	59.03	100	0	P	H	
		15930	49.13	-24.87	74	44.2	40.74	20.7	56.51	100	0	P	H	
													H	
													H	
			10620	49.51	-24.49	74	53.79	37.44	17.31	59.03	100	0	P	V
			15930	49.68	-24.32	74	44.75	40.74	20.7	56.51	100	0	P	V
														V
Remark	1. No other spurious found.													
	2. All results are PASS against Peak and Average limit line.													



**Band 2 5250~5350MHz**

**WIFI 802.11ac VHT80 (Band Edge @ 3m)**

WIFI Ant. 1+2	Note	Frequency ( MHz )	Level ( dBμV/m )	Over Limit ( dB )	Limit Line ( dBμV/m )	Read Level (dBμV)	Antenna Factor ( dB/m )	Path Loss ( dB )	Preamp Factor ( dB )	Ant Pos ( cm )	Table Pos ( deg )	Peak Avg. (P/A)	Pol. (H/V)
<b>802.11ac VHT80 CH 58 5290MHz</b>		5078.4	49.07	-24.93	74	38.98	34.32	10.9	35.13	100	321	P	H
		5148.05	40.52	-13.48	54	30.22	34.41	11.03	35.14	100	321	A	H
	*	5290	99.85	-	-	89.28	34.6	11.12	35.15	100	321	P	H
	*	5290	92.3	-	-	81.73	34.6	11.12	35.15	100	321	A	H
		5365.44	58.93	-15.07	74	48.23	34.71	11.14	35.15	100	321	P	H
		5350.08	52.42	-1.58	54	41.74	34.69	11.14	35.15	100	321	A	H
		5034.3	49.36	-24.64	74	39.41	34.25	10.83	35.13	359	9	P	V
		5098.35	40.65	-13.35	54	30.55	34.34	10.9	35.14	359	9	A	V
	*	5290	99.45	-	-	88.88	34.6	11.12	35.15	359	9	P	V
	*	5290	92.1	-	-	81.53	34.6	11.12	35.15	359	9	A	V
		5379.36	52.66	-21.34	74	41.93	34.74	11.14	35.15	359	9	P	V
		5360.4	45.05	-8.95	54	34.37	34.69	11.14	35.15	359	9	A	V
<b>Remark</b>	1. No other spurious found. 2. All results are PASS against Peak and Average limit line.												



**Band 2 5250~5350MHz**

**WIFI 802.11ac VHT80 (Harmonic @ 3m)**

WIFI Ant. 1+2	Note	Frequency ( MHz )	Level ( dBμV/m )	Over Limit ( dB )	Limit Line ( dBμV/m )	Read Level (dBμV)	Antenna Factor ( dB/m )	Path Loss ( dB )	Preamp Factor ( dB )	Ant Pos ( cm )	Table Pos ( deg )	Peak Avg. (P/A)	Pol. (H/V)	
802.11ac VHT80 CH 58 5290MHz		10580	46.83	-21.37	68.2	51.25	37.4	17.26	59.08	100	0	P	H	
		15870	49.28	-24.72	74	44.42	40.7	20.68	56.52	100	0	P	H	
													H	
													H	
			10580	47.81	-20.39	68.2	52.23	37.4	17.26	59.08	100	0	P	V
			15870	49.9	-24.1	74	45.04	40.7	20.68	56.52	100	0	P	V
														V
														V
Remark	1. No other spurious found. 2. All results are PASS against Peak and Average limit line.													





Band 3 - 5470~5725MHz

WIFI 802.11a (Band Edge @ 3m)

WIFI	Note	Frequency	Level	Over	Limit	Read	Antenna	Path	Preamp	Ant	Table	Peak	Pol.	
Ant.				Limit	Line	Level	Factor	Loss	Factor	Pos	Pos	Avg.		
1+2		( MHz )	( dBμV/m )	( dB )	( dBμV/m )	( dBμV )	( dB/m )	( dB )	( dB )	( cm )	( deg )	( P/A )	( H/V )	
802.11a CH 100 5500MHz		5456.56	65.68	-8.32	74	54.81	34.83	11.2	35.16	100	325	P	H	
		5463.76	67.11	-1.09	68.2	56.17	34.85	11.25	35.16	100	325	P	H	
		5459.76	48.76	-5.24	54	37.89	34.83	11.2	35.16	100	325	A	H	
	*	5500	115.37	-	-	104.38	34.9	11.25	35.16	100	325	P	H	
	*	5500	108	-	-	97.01	34.9	11.25	35.16	100	325	A	H	
														H
			5458	61.01	-12.99	74	50.14	34.83	11.2	35.16	202	289	P	V
			5461.52	61.84	-6.36	68.2	50.92	34.83	11.25	35.16	202	289	P	V
			5459.92	45.44	-8.56	54	34.57	34.83	11.2	35.16	202	289	A	V
	*		5500	113.81	-	-	102.82	34.9	11.25	35.16	202	289	P	V
	*		5500	106.39	-	-	95.4	34.9	11.25	35.16	202	289	A	V
														V
802.11a CH 116 5580MHz		5434.72	50.05	-23.95	74	39.2	34.81	11.2	35.16	100	323	P	H	
		5466.88	51.15	-17.05	68.2	40.21	34.85	11.25	35.16	100	323	P	H	
		5451.76	40.97	-13.03	54	30.1	34.83	11.2	35.16	100	323	A	H	
	*	5580	118.4	-	-	107.23	35	11.35	35.18	100	323	P	H	
	*	5580	111.11	-	-	99.94	35	11.35	35.18	100	323	A	H	
			5755.55	51.45	-16.75	68.2	39.87	35.26	11.53	35.21	100	323	P	H
			5423.44	51.15	-22.85	74	40.33	34.78	11.2	35.16	342	29	P	V
			5469.76	49.1	-19.1	68.2	38.16	34.85	11.25	35.16	342	29	P	V
			5452.96	40.56	-13.44	54	29.69	34.83	11.2	35.16	342	29	A	V
	*		5580	115.95	-	-	104.78	35	11.35	35.18	342	29	P	V
	*		5580	108.38	-	-	97.21	35	11.35	35.18	342	29	A	V
			5759.645	50.37	-17.83	68.2	38.8	35.26	11.53	35.22	342	29	P	V



<b>802.11a</b> <b>CH 140</b> <b>5700MHz</b>	*	5700	114.91	-	-	103.48	35.17	11.46	35.2	100	322	P	H
	*	5700	107.76	-	-	96.33	35.17	11.46	35.2	100	322	A	H
		5733.56	66.27	-1.93	68.2	54.77	35.21	11.5	35.21	100	322	P	H
													H
													H
													H
	*	5700	112.39	-	-	100.96	35.17	11.46	35.2	200	297	P	V
	*	5700	105.41	-	-	93.98	35.17	11.46	35.2	200	297	A	V
		5728.68	59.45	-8.75	68.2	47.94	35.21	11.5	35.2	200	297	P	V
													V
													V
													V
<b>Remark</b>	1. No other spurious found. 2. All results are PASS against Peak and Average limit line.												



**Band 3 - 5470~5725MHz**

**WIFI 802.11a (Harmonic @ 3m)**

WIFI Ant. 1+2	Note	Frequency ( MHz )	Level ( dBμV/m )	Over Limit ( dB )	Limit Line ( dBμV/m )	Read Level (dBμV)	Antenna Factor ( dB/m )	Path Loss ( dB )	Preamp Factor ( dB )	Ant Pos ( cm )	Table Pos ( deg )	Peak Avg. (P/A)	Pol. (H/V)
802.11a CH 100 5500MHz		11000	49.43	-24.57	74	52.22	37.9	17.81	58.5	100	0	P	H
		16500	49.87	-18.33	68.2	43.12	41.8	21.15	56.2	100	0	P	H
													H
													H
		11000	48.7	-25.3	74	51.49	37.9	17.81	58.5	100	0	P	V
		16500	49.97	-18.23	68.2	43.22	41.8	21.15	56.2	100	0	P	V
													V
													V
802.11a CH 116 5580MHz		11160	49.1	-24.9	74	51.11	38.07	18.02	58.1	100	0	P	H
		16740	52.43	-15.77	68.2	45.14	41.94	21.36	56.01	100	0	P	H
													H
													H
		11160	49.26	-24.74	74	51.27	38.07	18.02	58.1	100	0	P	V
		16740	52.02	-16.18	68.2	44.73	41.94	21.36	56.01	100	0	P	V
													V
													V
802.11a CH 140 5700MHz		11400	48.16	-25.84	74	49.07	38.3	18.33	57.54	100	0	P	H
		17100	52.31	-15.89	68.2	44.46	41.96	21.67	55.78	100	0	P	H
													H
													H
		11400	47.69	-26.31	74	48.6	38.3	18.33	57.54	100	0	P	V
		17100	51.95	-16.25	68.2	44.1	41.96	21.67	55.78	100	0	P	V
													V
													V
<b>Remark</b>	1. No other spurious found. 2. All results are PASS against Peak and Average limit line.												



**Band 3 - 5470~5725MHz**

**WIFI 802.11ac VHT20 (Band Edge @ 3m)**

WIFI Ant. 1+2	Note	Frequency ( MHz )	Level ( dBμV/m )	Over Limit ( dB )	Limit Line ( dBμV/m )	Read Level (dBμV)	Antenna Factor ( dB/m )	Path Loss ( dB )	Preamp Factor ( dB )	Ant Pos ( cm )	Table Pos ( deg )	Peak Avg. (P/A)	Pol. (H/V)	
802.11ac VHT20 CH 100 5500MHz		5459.28	63.74	-10.26	74	52.87	34.83	11.2	35.16	219	317	P	H	
		5468.24	66.07	-2.13	68.2	55.13	34.85	11.25	35.16	219	317	P	H	
		5459.76	48.7	-5.3	54	37.83	34.83	11.2	35.16	219	317	A	H	
	*	5500	116.56	-	-	105.57	34.9	11.25	35.16	219	317	P	H	
	*	5500	108.68	-	-	97.69	34.9	11.25	35.16	219	317	A	H	
														H
			5455.44	60.07	-13.93	74	49.2	34.83	11.2	35.16	286	21	P	V
			5462.8	63.09	-5.11	68.2	52.15	34.85	11.25	35.16	286	21	P	V
			5459.44	45.88	-8.12	54	35.01	34.83	11.2	35.16	286	21	A	V
	*		5500	115.17	-	-	104.18	34.9	11.25	35.16	286	21	P	V
	*		5500	107.41	-	-	96.42	34.9	11.25	35.16	286	21	A	V
													V	
802.11ac VHT20 CH 116 5580MHz		5421.04	50.53	-23.47	74	39.71	34.78	11.2	35.16	220	317	P	H	
		5469.52	51.76	-16.44	68.2	40.82	34.85	11.25	35.16	220	317	P	H	
		5459.92	41.26	-12.74	54	30.39	34.83	11.2	35.16	220	317	A	H	
	*	5580	117.08	-	-	105.91	35	11.35	35.18	220	317	P	H	
	*	5580	109	-	-	97.83	35	11.35	35.18	220	317	A	H	
			5759.645	51.38	-16.82	68.2	39.81	35.26	11.53	35.22	220	317	P	H
			5458	50.21	-23.79	74	39.34	34.83	11.2	35.16	294	21	P	V
			5468.32	49.6	-18.6	68.2	38.66	34.85	11.25	35.16	294	21	P	V
			5441.44	40.88	-13.12	54	30.03	34.81	11.2	35.16	294	21	A	V
	*		5580	114.3	-	-	103.13	35	11.35	35.18	294	21	P	V
	*		5580	106.15	-	-	94.98	35	11.35	35.18	294	21	A	V
		5759.645	53.1	-15.1	68.2	41.53	35.26	11.53	35.22	294	21	P	V	



<b>802.11ac</b> <b>VHT20</b> <b>CH 140</b> <b>5700MHz</b>	*	5700	114.11	-	-	102.68	35.17	11.46	35.2	224	317	P	H
	*	5700	106.23	-	-	94.8	35.17	11.46	35.2	224	317	A	H
		5727.96	66.72	-1.48	68.2	55.21	35.21	11.5	35.2	224	317	P	H
													H
													H
													H
	*	5700	110.21	-	-	98.78	35.17	11.46	35.2	361	46	P	V
	*	5700	102.14	-	-	90.71	35.17	11.46	35.2	361	46	A	V
		5725.56	61.7	-6.5	68.2	50.19	35.21	11.5	35.2	361	46	P	V
													V
													V
													V
<b>Remark</b>	1. No other spurious found. 2. All results are PASS against Peak and Average limit line.												



**Band 3 - 5470~5725MHz**

**WIFI 802.11ac VHT20 (Harmonic @ 3m)**

WIFI Ant. 1+2	Note	Frequency ( MHz )	Level ( dBμV/m )	Over Limit ( dB )	Limit Line ( dBμV/m )	Read Level ( dBμV )	Antenna Factor ( dB/m )	Path Loss ( dB )	Preamp Factor ( dB )	Ant Pos ( cm )	Table Pos ( deg )	Peak Avg. ( P/A )	Pol. ( H/V )	
802.11ac VHT20 CH 100 5500MHz		11000	48.9	-25.1	74	51.79	37.8	17.81	58.5	100	0	P	H	
		16500	51.28	-16.92	68.2	45.03	41.3	21.15	56.2	100	0	P	H	
													H	
													H	
			11000	48.05	-25.95	74	50.94	37.8	17.81	58.5	100	0	P	V
			16500	51.35	-16.85	68.2	45.1	41.3	21.15	56.2	100	0	P	V
														V
802.11ac VHT20 CH 116 5580MHz		11160	49.69	-24.31	74	51.87	37.9	18.02	58.1	100	0	P	H	
		16740	51.68	-16.52	68.2	44.89	41.44	21.36	56.01	100	0	P	H	
													H	
													H	
			11160	49.54	-24.46	74	51.72	37.9	18.02	58.1	100	0	P	V
			16740	52.22	-15.98	68.2	45.43	41.44	21.36	56.01	100	0	P	V
														V
802.11ac VHT20 CH 140 5700MHz		11400	46.94	-27.06	74	48.11	38.04	18.33	57.54	100	0	P	H	
		17100	53.52	-14.68	68.2	46.21	41.42	21.67	55.78	100	0	P	H	
													H	
													H	
			11400	47.78	-26.22	74	48.95	38.04	18.33	57.54	100	0	P	V
			17100	52.62	-15.58	68.2	45.31	41.42	21.67	55.78	100	0	P	V
														V
Remark	1. No other spurious found.													
	2. All results are PASS against Peak and Average limit line.													



**Band 3 - 5470~5725MHz**

**WIFI 802.11ac VHT40 (Band Edge @ 3m)**

WIFI Ant. 1+2	Note	Frequency ( MHz )	Level ( dBµV/m )	Over Limit ( dB )	Limit Line ( dBµV/m )	Read Level ( dBµV )	Antenna Factor ( dB/m )	Path Loss ( dB )	Preamp Factor ( dB )	Ant Pos ( cm )	Table Pos ( deg )	Peak Avg. ( P/A )	Pol. ( H/V )
802.11ac VHT40 CH 102 5510MHz		5459.92	61.06	-12.94	74	50.19	34.83	11.2	35.16	100	327	P	H
		5470	65.34	-2.86	68.2	54.4	34.85	11.25	35.16	100	327	P	H
		5459.2	52.89	-1.11	54	42.02	34.83	11.2	35.16	100	327	A	H
	*	5510	111.15	-	-	100.12	34.9	11.3	35.17	100	327	P	H
	*	5510	103.26	-	-	92.23	34.9	11.3	35.17	100	327	A	H
		5749.565	51.73	-16.47	68.2	40.17	35.24	11.53	35.21	100	327	P	H
		5458	55.27	-18.73	74	44.4	34.83	11.2	35.16	200	290	P	V
		5468.08	62.35	-5.85	68.2	51.41	34.85	11.25	35.16	200	290	P	V
		5459.68	47.09	-6.91	54	36.22	34.83	11.2	35.16	200	290	A	V
	*	5510	109.24	-	-	98.21	34.9	11.3	35.17	200	290	P	V
	*	5510	101.4	-	-	90.37	34.9	11.3	35.17	200	290	A	V
	5732.87	50.86	-17.34	68.2	39.36	35.21	11.5	35.21	200	290	P	V	
802.11ac VHT40 CH 110 5550MHz		5458.72	59.48	-14.52	74	48.61	34.83	11.2	35.16	100	322	P	H
		5466.4	59.29	-8.91	68.2	48.35	34.85	11.25	35.16	100	322	P	H
		5459.92	51.73	-2.27	54	40.86	34.83	11.2	35.16	100	322	A	H
	*	5550	116.4	-	-	105.25	34.97	11.35	35.17	100	322	P	H
	*	5550	108.49	-	-	97.34	34.97	11.35	35.17	100	322	A	H
		5746.1	51.73	-16.47	68.2	40.17	35.24	11.53	35.21	100	322	P	H
		5457.04	56.34	-17.66	74	45.47	34.83	11.2	35.16	360	11	P	V
		5460.64	55.37	-12.83	68.2	44.45	34.83	11.25	35.16	360	11	P	V
		5456.32	48.4	-5.6	54	37.53	34.83	11.2	35.16	360	11	A	V
	*	5550	114.05	-	-	102.9	34.97	11.35	35.17	360	11	P	V
	*	5550	106.51	-	-	95.36	34.97	11.35	35.17	360	11	A	V
	5759.645	51.99	-16.21	68.2	40.42	35.26	11.53	35.22	360	11	P	V	



<b>802.11ac</b>  <b>VHT40</b>  <b>CH 134</b>  <b>5670MHz</b>		5356.3	50.1	-23.9	74	39.42	34.69	11.14	35.15	100	327	P	H
		5460.6	48.61	-19.59	68.2	37.69	34.83	11.25	35.16	100	327	P	H
		5449.75	41.42	-12.58	54	30.55	34.83	11.2	35.16	100	327	A	H
	*	5670	115.04	-	-	103.63	35.14	11.46	35.19	100	327	P	H
	*	5670	107.37	-	-	95.96	35.14	11.46	35.19	100	327	A	H
		5732.275	67	-1.2	68.2	55.5	35.21	11.5	35.21	100	327	P	H
		5357.35	50.19	-23.81	74	39.51	34.69	11.14	35.15	200	295	P	V
		5468.65	48.25	-19.95	68.2	37.31	34.85	11.25	35.16	200	295	P	V
		5459.2	41.29	-12.71	54	30.42	34.83	11.2	35.16	200	295	A	V
	*	5670	113.38	-	-	101.97	35.14	11.46	35.19	200	295	P	V
	*	5670	105.93	-	-	94.52	35.14	11.46	35.19	200	295	A	V
		5728.25	65.56	-2.64	68.2	54.05	35.21	11.5	35.2	200	295	P	V
<b>Remark</b>	1. No other spurious found. 2. All results are PASS against Peak and Average limit line.												





**Band 3 - 5470~5725MHz**

**WIFI 802.11ac VHT40 (Harmonic @ 3m)**

WIFI Ant. 1+2	Note	Frequency ( MHz )	Level ( dBμV/m )	Over Limit ( dB )	Limit Line ( dBμV/m )	Read Level ( dBμV )	Antenna Factor ( dB/m )	Path Loss ( dB )	Preamp Factor ( dB )	Ant Pos ( cm )	Table Pos ( deg )	Peak Avg. ( P/A )	Pol. ( H/V )	
802.11ac VHT40 CH 102 5510MHz		11020	48.21	-25.79	74	50.94	37.92	17.81	58.46	100	0	P	H	
		16530	52.06	-16.14	68.2	45.23	41.82	21.18	56.17	100	0	P	H	
													H	
													H	
			11020	48.06	-25.94	74	50.79	37.92	17.81	58.46	100	0	P	V
			16530	52.11	-16.09	68.2	45.28	41.82	21.18	56.17	100	0	P	V
														V
802.11ac VHT40 CH 110 5550MHz		11000	48.11	-25.89	74	50.9	37.9	17.81	58.5	100	0	P	H	
		16650	51.58	-16.62	68.2	44.49	41.89	21.28	56.08	100	0	P	H	
													H	
													H	
			11000	49.38	-24.62	74	52.17	37.9	17.81	58.5	100	0	P	V
			16650	51.35	-16.85	68.2	44.26	41.89	21.28	56.08	100	0	P	V
														V
802.11ac VHT40 CH 134 5670MHz		11340	49.02	-24.98	74	50.26	38.23	18.23	57.7	100	0	P	H	
		17010	51.66	-16.54	68.2	43.78	42.08	21.6	55.8	100	0	P	H	
													H	
													H	
			11340	47.82	-26.18	74	49.06	38.23	18.23	57.7	100	0	P	V
			17010	51.91	-16.29	68.2	44.03	42.08	21.6	55.8	100	0	P	V
														V
Remark	1. No other spurious found.													
	2. All results are PASS against Peak and Average limit line.													



**Band 3 5470~5725MHz**

**WIFI 802.11ac VHT80 (Band Edge @ 3m)**

WIFI Ant. 1+2	Note	Frequency ( MHz )	Level ( dBμV/m )	Over Limit ( dB )	Limit Line ( dBμV/m )	Read Level ( dBμV )	Antenna Factor ( dB/m )	Path Loss ( dB )	Preamp Factor ( dB )	Ant Pos ( cm )	Table Pos ( deg )	Peak Avg. ( P/A )	Pol. ( H/V )
802.11ac VHT80 CH 106 5530MHz		5457.04	59.22	-14.78	74	48.35	34.83	11.2	35.16	100	327	P	H
		5461.6	58.09	-10.11	68.2	47.17	34.83	11.25	35.16	100	327	P	H
		5457.76	51.74	-2.26	54	40.87	34.83	11.2	35.16	100	327	A	H
	*	5530	104.45	-	-	93.4	34.92	11.3	35.17	100	327	P	H
	*	5530	96.87	-	-	85.82	34.92	11.3	35.17	100	327	A	H
		5757.755	50.98	-17.22	68.2	39.41	35.26	11.53	35.22	100	327	P	H
		5459.68	57.38	-16.62	74	46.51	34.83	11.2	35.16	204	288	P	V
		5465.44	59.08	-9.12	68.2	48.14	34.85	11.25	35.16	204	288	P	V
		5459.92	48.74	-5.26	54	37.87	34.83	11.2	35.16	204	288	A	V
	*	5530	102.85	-	-	91.8	34.92	11.3	35.17	204	288	P	V
	*	5530	95.32	-	-	84.27	34.92	11.3	35.17	204	288	A	V
		5759.96	51.91	-16.29	68.2	40.34	35.26	11.53	35.22	204	288	P	V
802.11ac VHT80 CH 122 5610MHz		5446	54.7	-19.3	74	43.83	34.83	11.2	35.16	100	322	P	H
		5466.16	55.43	-12.77	68.2	44.49	34.85	11.25	35.16	100	322	P	H
		5458	48.3	-5.7	54	37.43	34.83	11.2	35.16	100	322	A	H
	*	5610	111.91	-	-	100.65	35.04	11.4	35.18	100	322	P	H
	*	5610	104.33	-	-	93.07	35.04	11.4	35.18	100	322	A	H
		5733.185	66.21	-1.99	68.2	54.71	35.21	11.5	35.21	100	322	P	H
		5458	53.46	-20.54	74	42.59	34.83	11.2	35.16	357	43	P	V
		5468.32	54.14	-14.06	68.2	43.2	34.85	11.25	35.16	357	43	P	V
		5458.96	45.56	-8.44	54	34.69	34.83	11.2	35.16	357	43	A	V
	*	5610	109.02	-	-	97.76	35.04	11.4	35.18	357	43	P	V
	*	5610	101.78	-	-	90.52	35.04	11.4	35.18	357	43	A	V
		5743.895	60.25	-7.95	68.2	48.69	35.24	11.53	35.21	357	43	P	V
<b>Remark</b>	1. No other spurious found. 2. All results are PASS against Peak and Average limit line.												



**Band 3 5470~5725MHz**

**WIFI 802.11ac VHT80 (Harmonic @ 3m)**

WIFI Ant. 1+2	Note	Frequency ( MHz )	Level ( dBμV/m )	Over Limit ( dB )	Limit Line ( dBμV/m )	Read Level (dBμV)	Antenna Factor ( dB/m )	Path Loss ( dB )	Preamp Factor ( dB )	Ant Pos ( cm )	Table Pos ( deg )	Peak Avg. (P/A)	Pol. (H/V)	
802.11ac VHT80 CH 106 5530MHz		11060	48.09	-25.91	74	50.59	37.97	17.87	58.34	100	0	P	H	
		16590	49.66	-18.54	68.2	42.69	41.85	21.25	56.13	100	0	P	H	
													H	
													H	
			11060	48.53	-25.47	74	51.03	37.97	17.87	58.34	100	0	P	V
			16590	50.78	-17.42	68.2	43.81	41.85	21.25	56.13	100	0	P	V
														V
802.11ac VHT80 CH 122 5610MHz		11220	47.42	-26.58	74	49.21	38.12	18.07	57.98	100	0	P	H	
		16830	49.85	-18.35	68.2	42.34	42	21.45	55.94	100	0	P	H	
													H	
													H	
			11220	46.87	-27.13	74	48.66	38.12	18.07	57.98	100	0	P	V
			16830	50.46	-17.74	68.2	42.95	42	21.45	55.94	100	0	P	V
														V
Remark	1. No other spurious found.													
	2. All results are PASS against Peak and Average limit line.													



**Band 3 - Straddle Channel**

**WIFI 802.11a (Band Edge @ 3m)**

WIFI	Note	Frequency	Level	Over	Limit	Read	Antenna	Path	Preamp	Ant	Table	Peak	Pol.	
Ant.				Limit	Line	Level	Factor	Loss	Factor	Pos	Pos	Avg.		
1+2		( MHz )	( dBμV/m )	( dB )	( dBμV/m )	( dBμV )	( dB/m )	( dB )	( dB )	( cm )	( deg )	( P/A )	( H/V )	
802.11a CH 144 5720MHz	*	5720	119.14	-	-	107.63	35.21	11.5	35.2	103	316	P	H	
	*	5720	111.95	-	-	100.44	35.21	11.5	35.2	103	316	P	H	
													H	
													H	
													H	
	*	5720	116.52	-	-	105.01	35.21	11.5	35.2	100	298	P	V	
	*	5720	109.23	-	-	97.72	35.21	11.5	35.2	100	298	A	V	
														V
														V
														V
														V
	<b>Remark</b>	1. No other spurious found. 2. All results are PASS against Peak and Average limit line.												



Band 3 - Straddle Channel
WIFI 802.11a (Harmonic @ 3m)

Table with 14 columns: WIFI Ant. 1+2, Note, Frequency (MHz), Level (dBµV/m), Over Limit (dB), Limit Line (dBµV/m), Read Level (dBµV), Antenna Factor (dB/m), Path Loss (dB), Preamp Factor (dB), Ant Pos (cm), Table Pos (deg), Peak Avg. (P/A), Pol. (H/V). Rows include data for 802.11a CH 144 5720MHz and a Remark section.



**Band 3 - Straddle Channel**  
**WIFI 802.11ac VHT20 (Band Edge @ 3m)**

WIFI Ant. 1+2	Note	Frequency ( MHz )	Level ( dBμV/m )	Over Limit ( dB )	Limit Line ( dBμV/m )	Read Level (dBμV)	Antenna Factor ( dB/m )	Path Loss ( dB )	Preamp Factor ( dB )	Ant Pos ( cm )	Table Pos ( deg )	Peak Avg. (P/A)	Pol. (H/V)
802.11ac VHT20 CH 144 5720MHz	*	5720	119.64	-	-	108.13	35.21	11.5	35.2	224	317	P	H
	*	5720	111.79	-	-	100.28	35.21	11.5	35.2	224	317	A	H
													H
													H
													H
													H
	*	5720	116.79	-	-	105.28	35.21	11.5	35.2	361	41	P	V
	*	5720	109.13	-	-	97.62	35.21	11.5	35.2	361	41	A	V
													V
													V
												V	
												V	
<b>Remark</b>	1. No other spurious found. 2. All results are PASS against Peak and Average limit line.												



**Band 3 - Straddle Channel**  
**WIFI 802.11ac VHT20 (Harmonic @ 3m)**

WIFI Ant. 1+2	Note	Frequency ( MHz )	Level ( dBμV/m )	Over Limit ( dB )	Limit Line ( dBμV/m )	Read Level (dBμV)	Antenna Factor ( dB/m )	Path Loss ( dB )	Preamp Factor ( dB )	Ant Pos ( cm )	Table Pos ( deg )	Peak Avg. (P/A)	Pol. (H/V)	
802.11ac VHT20 CH 144 5720MHz		11440	49.5	-24.5	74	50.52	38.06	18.38	57.46	100	0	P	H	
		17160	51.58	-16.62	68.2	44.31	41.3	21.74	55.77	100	0	P	H	
													H	
													H	
			11440	48.66	-25.34	74	49.68	38.06	18.38	57.46	100	0	P	V
			17160	52.35	-15.85	68.2	45.08	41.3	21.74	55.77	100	0	P	V
														V
													V	
<b>Remark</b>	1. No other spurious found. 2. All results are PASS against Peak and Average limit line.													



**Band 3 - Straddle Channel**  
**WIFI 802.11ac VHT40 (Band Edge @ 3m)**

WIFI Ant. 1+2	Note	Frequency ( MHz )	Level ( dBµV/m )	Over Limit ( dB )	Limit Line ( dBµV/m )	Read Level ( dBµV )	Antenna Factor ( dB/m )	Path Loss ( dB )	Preamp Factor ( dB )	Ant Pos ( cm )	Table Pos ( deg )	Peak Avg. ( P/A )	Pol. ( H/V )
802.11ac VHT40 CH 142 5710MHz	*	5710	118.36	-	-	106.89	35.17	11.5	35.2	204	315	P	H
	*	5710	110.74	-	-	99.27	35.17	11.5	35.2	204	315	A	H
													H
													H
													H
													H
	*	5710	114.24	-	-	102.77	35.17	11.5	35.2	380	47	P	V
	*	5710	106.38	-	-	94.91	35.17	11.5	35.2	380	47	A	V
													V
													V
<b>Remark</b>	1. No other spurious found. 2. All results are PASS against Peak and Average limit line.												





**Band 3 - Straddle Channel**  
**WIFI 802.11ac VHT40 (Harmonic @ 3m)**

WIFI Ant. 1+2	Note	Frequency ( MHz )	Level ( dBμV/m )	Over Limit ( dB )	Limit Line ( dBμV/m )	Read Level ( dBμV )	Antenna Factor ( dB/m )	Path Loss ( dB )	Preamp Factor ( dB )	Ant Pos ( cm )	Table Pos ( deg )	Peak Avg. ( P/A )	Pol. ( H/V )	
802.11ac VHT40 CH 142 5710MHz		11420	49.03	-24.97	74	50.15	38.05	18.33	57.5	100	0	P	H	
		17130	52.48	-15.72	68.2	45.19	41.36	21.7	55.77	100	0	P	H	
													H	
													H	
			11420	48.47	-25.53	74	49.59	38.05	18.33	57.5	100	0	P	V
			17130	51.75	-16.45	68.2	44.46	41.36	21.7	55.77	100	0	P	V
														V
													V	
<b>Remark</b>	1. No other spurious found. 2. All results are PASS against Peak and Average limit line.													



**Band 3 - Straddle Channel**  
**WIFI 802.11ac VHT80 (Band Edge @ 3m)**

WIFI Ant. 1+2	Note	Frequency ( MHz )	Level ( dBμV/m )	Over Limit ( dB )	Limit Line ( dBμV/m )	Read Level (dBμV)	Antenna Factor ( dB/m )	Path Loss ( dB )	Preamp Factor ( dB )	Ant Pos ( cm )	Table Pos ( deg )	Peak Avg. (P/A)	Pol. (H/V)
802.11ac VHT80 CH 138 5690MHz	*	5690	114.21	-	-	102.8	35.15	11.46	35.2	202	315	P	H
	*	5690	107.2	-	-	95.79	35.15	11.46	35.2	202	315	A	H
													H
													H
													H
													H
	*	5690	110.85	-	-	99.44	35.15	11.46	35.2	366	43	P	V
	*	5690	103.04	-	-	91.63	35.15	11.46	35.2	366	43	A	V
													V
													V
<b>Remark</b>	1. No other spurious found. 2. All results are PASS against Peak and Average limit line.												



**Band 3 - Straddle Channel**  
**WIFI 802.11ac VHT80 (Harmonic @ 3m)**

WIFI Ant. 1+2	Note	Frequency ( MHz )	Level ( dBμV/m )	Over Limit ( dB )	Limit Line ( dBμV/m )	Read Level (dBμV)	Antenna Factor ( dB/m )	Path Loss ( dB )	Preamp Factor ( dB )	Ant Pos ( cm )	Table Pos ( deg )	Peak Avg. (P/A)	Pol. (H/V)	
802.11ac VHT80 CH 138 5690MHz		11380	47.83	-26.17	74	49.1	38.03	18.28	57.58	100	0	P	H	
		17070	51.89	-16.31	68.2	44.54	41.48	21.66	55.79	100	0	P	H	
													H	
													H	
			11380	47.44	-26.56	74	48.71	38.03	18.28	57.58	100	0	P	V
			17070	52.44	-15.76	68.2	45.09	41.48	21.66	55.79	100	0	P	V
														V
														V
<b>Remark</b>	1. No other spurious found. 2. All results are PASS against Peak and Average limit line.													



Emission below 1GHz

WIFI 802.11n (LF @ 3m)

WIFI	Note	Frequency	Level	Over	Limit	Read	Antenna	Path	Preamp	Ant	Table	Peak	Pol.	
Ant.				Limit	Line	Level	Factor	Loss	Factor	Pos	Pos	Avg.		
1+2		( MHz )	( dBμV/m )	( dB )	( dBμV/m )	( dBμV )	( dB/m )	( dB )	( dB )	( cm )	( deg )	( P/A )	( H/V )	
802.11a LF		73.74	21.89	-18.11	40	39.1	12.67	1.55	31.59	-	-	P	H	
		103.98	23.28	-20.22	43.5	36.42	16.39	1.83	31.56	-	-	P	H	
		152.04	31.75	-11.75	43.5	44.06	16.94	2.06	31.5	100	0	P	H	
		389.6	27.35	-18.65	46	33.92	21.31	3.05	31.15	-	-	P	H	
		841.8	30.73	-15.27	46	27.99	28.56	4.45	30.56	-	-	P	H	
		969.9	33.09	-20.91	54	27.68	30.86	4.71	30.51	-	-	P	H	
														H
														H
														H
														H
														H
														H
			30	31.62	-8.38	40	37.04	24.6	1.2	31.35	100	0	P	V
			73.47	30.53	-9.47	40	47.74	12.67	1.55	31.59	-	-	P	V
			96.96	30.57	-12.93	43.5	44.94	15.45	1.55	31.56	-	-	P	V
			395.9	26.18	-19.82	46	32.53	21.52	3.05	31.14	-	-	P	V
			799.1	30.16	-15.84	46	28.19	27.96	4.32	30.59	-	-	P	V
			960.1	32.88	-21.12	54	27.44	30.9	4.71	30.51	-	-	P	V
													V	
													V	
													V	
													V	
													V	
													V	
Remark	1. No other spurious found. 2. All results are PASS against limit line.													



<For Earphone 2>

Band 2 - 5250~5350MHz

WIFI 802.11ac VHT80 (Band Edge @ 3m)

WIFI Ant.	Note	Frequency	Level	Over Limit	Limit Line	Read Level	Antenna Factor	Path Loss	Preamp Factor	Ant Pos	Table Pos	Peak Avg.	Pol.
1+2		( MHz )	( dBμV/m )	( dB )	( dBμV/m )	( dBμV )	( dB/m )	( dB )	( dB )	( cm )	( deg )	( P/A )	( H/V )
802.11ac VHT80 CH 58 5290MHz		5039.9	48.09	-25.91	74	37.66	34.73	10.83	35.13	100	331	P	H
		5085.4	40.1	-13.9	54	29.58	34.75	10.9	35.13	100	331	A	H
	*	5290	99.7	-	-	88.86	34.87	11.12	35.15	100	331	P	H
	*	5290	92.06	-	-	81.22	34.87	11.12	35.15	100	331	A	H
		5358.48	62.66	-11.34	74	51.76	34.91	11.14	35.15	100	331	P	H
		5353.2	52.82	-1.18	54	41.92	34.91	11.14	35.15	100	331	A	H
		5093.8	50.35	-23.65	74	39.83	34.76	10.9	35.14	342	13	P	V
		5145.6	40.39	-13.61	54	29.71	34.79	11.03	35.14	342	13	A	V
	*	5290	99.57	-	-	88.73	34.87	11.12	35.15	342	13	P	V
	*	5290	91.87	-	-	81.03	34.87	11.12	35.15	342	13	A	V
		5351.28	58.5	-15.5	74	47.6	34.91	11.14	35.15	342	13	P	V
	5353.68	51.34	-2.66	54	40.44	34.91	11.14	35.15	342	13	A	V	
Remark	1. No other spurious found. 2. All results are PASS against Peak and Average limit line.												



**Band 2 5250~5350MHz**

**WIFI 802.11ac VHT80 (Harmonic @ 3m)**

WIFI Ant. 1+2	Note	Frequency ( MHz )	Level ( dBμV/m )	Over Limit ( dB )	Limit Line ( dBμV/m )	Read Level (dBμV)	Antenna Factor ( dB/m )	Path Loss ( dB )	Preamp Factor ( dB )	Ant Pos ( cm )	Table Pos ( deg )	Peak Avg. (P/A)	Pol. (H/V)	
802.11ac VHT80 CH 58 5290MHz		10580	48.6	-19.6	68.2	52.87	37.55	17.26	59.08	100	0	P	H	
		15870	49.92	-24.08	74	45.38	40.38	20.68	56.52	100	0	P	H	
													H	
													H	
			10580	47.71	-20.49	68.2	51.98	37.55	17.26	59.08	100	0	P	V
			15870	49.54	-24.46	74	45	40.38	20.68	56.52	100	0	P	V
														V
														V
Remark	1. No other spurious found. 2. All results are PASS against Peak and Average limit line.													



Emission below 1GHz

WIFI 802.11ac VHT80 (LF @ 3m)

WIFI	Note	Frequency	Level	Over	Limit	Read	Antenna	Path	Preamp	Ant	Table	Peak	Pol.	
Ant.				Limit	Line	Level	Factor	Loss	Factor	Pos	Pos	Avg.		
1+2		( MHz )	( dBμV/m )	( dB )	( dBμV/m )	(dBμV)	( dB/m )	( dB )	( dB )	( cm )	( deg )	(P/A)	(H/V)	
802.11ac VHT80 LF		104.52	23.28	-20.22	43.5	36.28	16.53	2.03	31.56	-	-	P	H	
		152.31	32	-11.5	43.5	44.31	16.94	2.25	31.5	100	0	P	H	
		295.95	26.55	-19.45	46	35.92	19.08	2.86	31.31	-	-	P	H	
		388.2	27.18	-18.82	46	33.83	21.23	3.27	31.15	-	-	P	H	
		855.8	32.14	-13.86	46	29.04	28.91	4.74	30.55	-	-	P	H	
		982.5	32.38	-21.62	54	27.04	30.74	5.11	30.51	-	-	P	H	
														H
														H
														H
														H
														H
														H
			30	31.11	-8.89	40	36.53	24.6	1.33	31.35	100	0	P	V
			74.01	28.72	-11.28	40	45.93	12.67	1.71	31.59	-	-	P	V
			102.9	30.49	-13.01	43.5	43.76	16.25	2.04	31.56	-	-	P	V
			393.8	26.52	-19.48	46	32.94	21.45	3.27	31.14	-	-	P	V
			668.2	26.87	-19.13	46	27.14	26.21	4.25	30.73	-	-	P	V
			953.8	33.02	-12.98	46	27.94	30.54	5.05	30.51	-	-	P	V
														V
														V
													V	
													V	
													V	
													V	
Remark	1. No other spurious found. 2. All results are PASS against limit line.													



<For Notebook Mode>

Band 2 - 5250~5350MHz

WIFI 802.11ac VHT80 (Band Edge @ 3m)

WIFI Ant.	Note	Frequency	Level	Over Limit	Limit Line	Read Level	Antenna Factor	Path Loss	Preamp Factor	Ant Pos	Table Pos	Peak Avg.	Pol.
1+2		( MHz )	( dBμV/m )	( dB )	( dBμV/m )	( dBμV )	( dB/m )	( dB )	( dB )	( cm )	( deg )	( P/A )	( H/V )
802.11ac VHT80 CH 58 5290MHz		5060.9	48.73	-25.27	74	38.22	34.74	10.9	35.13	100	332	P	H
		5068.6	40.12	-13.88	54	29.61	34.74	10.9	35.13	100	332	A	H
	*	5290	99.56	-	-	88.72	34.87	11.12	35.15	100	332	P	H
	*	5290	91.89	-	-	81.05	34.87	11.12	35.15	100	332	A	H
		5358	60.16	-13.84	74	49.26	34.91	11.14	35.15	100	332	P	H
		5352.96	52.88	-1.12	54	41.98	34.91	11.14	35.15	100	332	A	H
		5011.2	48.87	-25.13	74	38.53	34.71	10.76	35.13	341	13	P	V
		5146.65	40.18	-13.82	54	29.5	34.79	11.03	35.14	341	13	A	V
	*	5290	99.52	-	-	88.68	34.87	11.12	35.15	341	13	P	V
	*	5290	91.87	-	-	81.03	34.87	11.12	35.15	341	13	A	V
		5352.96	58.22	-15.78	74	47.32	34.91	11.14	35.15	341	13	P	V
		5353.2	51.42	-2.58	54	40.52	34.91	11.14	35.15	341	13	A	V
Remark	1. No other spurious found. 2. All results are PASS against Peak and Average limit line.												





Band 2 5250~5350MHz

WIFI 802.11ac VHT80 (Harmonic @ 3m)

WIFI Ant. 1+2	Note	Frequency ( MHz )	Level ( dBμV/m )	Over Limit ( dB )	Limit Line ( dBμV/m )	Read Level (dBμV)	Antenna Factor ( dB/m )	Path Loss ( dB )	Preamp Factor ( dB )	Ant Pos ( cm )	Table Pos ( deg )	Peak Avg. (P/A)	Pol. (H/V)	
802.11ac VHT80 CH 58 5290MHz		10580	48.75	-19.45	68.2	53.02	37.55	17.26	59.08	100	0	P	H	
		15870	49.81	-24.19	74	45.27	40.38	20.68	56.52	100	0	P	H	
													H	
													H	
			10580	47.86	-20.34	68.2	52.13	37.55	17.26	59.08	100	0	P	V
			15870	49.69	-24.31	74	45.15	40.38	20.68	56.52	100	0	P	V
														V
														V
Remark	1. No other spurious found. 2. All results are PASS against Peak and Average limit line.													



Emission below 1GHz

WIFI 802.11ac VHT80 (LF @ 3m)

WIFI	Note	Frequency	Level	Over	Limit	Read	Antenna	Path	Preamp	Ant	Table	Peak	Pol.	
Ant.				Limit	Line	Level	Factor	Loss	Factor	Pos	Pos	Avg.		
1+2		( MHz )	( dBμV/m )	( dB )	( dBμV/m )	(dBμV)	( dB/m )	( dB )	( dB )	( cm )	( deg )	(P/A)	(H/V)	
802.11ac VHT80 LF		74.82	21.86	-18.14	40	38.99	12.75	1.71	31.59	-	-	P	H	
		104.52	23.78	-19.72	43.5	36.78	16.53	2.03	31.56	-	-	P	H	
		152.31	31.77	-11.73	43.5	44.08	16.94	2.25	31.5	100	0	P	H	
		390.3	27.83	-18.17	46	34.4	21.31	3.27	31.15	-	-	P	H	
		853.7	31.1	-14.9	46	28.05	28.86	4.74	30.55	-	-	P	H	
		961.5	33.32	-20.68	54	27.88	30.9	5.05	30.51	-	-	P	H	
														H
														H
														H
														H
														H
														H
			30	31.06	-8.94	40	36.48	24.6	1.33	31.35	100	0	P	V
			72.93	28.74	-11.26	40	46.03	12.59	1.71	31.59	-	-	P	V
			96.96	30.64	-12.86	43.5	45.01	15.45	1.74	31.56	-	-	P	V
			648.6	27.87	-18.13	46	28.29	26.2	4.14	30.76	-	-	P	V
			875.4	31.35	-14.65	46	28.07	28.93	4.89	30.54	-	-	P	V
			966.4	33.23	-20.77	54	27.8	30.88	5.06	30.51	-	-	P	V
														V
														V
													V	
													V	
													V	
													V	
Remark	1. No other spurious found. 2. All results are PASS against limit line.													



<TXBF Mode>

Band 1 - 5150~5250MHz

WIFI 802.11ac VHT20 (Band Edge @ 3m)

WIFI Ant.	Note	Frequency	Level	Over Limit	Limit Line	Read Level	Antenna Factor	Path Loss	Preamp Factor	Ant Pos	Table Pos	Peak Avg.	Pol.	
1+2		( MHz )	( dBμV/m )	( dB )	( dBμV/m )	( dBμV )	( dB/m )	( dB )	( dB )	( cm )	( deg )	( P/A )	( H/V )	
802.11ac VHT20 CH 36 5180MHz		5144.3	67.36	-6.64	74	56.68	34.79	11.03	35.14	100	322	P	H	
		5149.24	49.83	-4.17	54	39.15	34.79	11.03	35.14	100	322	A	H	
	*	5180	116.78	-	-	106.08	34.81	11.03	35.14	100	322	P	H	
	*	5180	107.84	-	-	97.14	34.81	11.03	35.14	100	322	A	H	
													H	
														H
			5146.64	64.77	-9.23	74	54.09	34.79	11.03	35.14	336	8	P	V
			5148.98	48	-6	54	37.32	34.79	11.03	35.14	336	8	A	V
	*		5180	113.48	-	-	102.78	34.81	11.03	35.14	336	8	P	V
	*		5180	104.31	-	-	93.61	34.81	11.03	35.14	336	8	A	V
													V	
													V	
802.11ac VHT20 CH 44 5220MHz		5148.98	57.28	-16.72	74	46.6	34.79	11.03	35.14	100	300	P	H	
		5149.24	44.36	-9.64	54	33.68	34.79	11.03	35.14	100	300	A	H	
	*	5220	116.26	-	-	105.47	34.83	11.1	35.14	100	300	P	H	
	*	5220	106.82	-	-	96.03	34.83	11.1	35.14	100	300	A	H	
			5358.64	50.49	-23.51	74	39.59	34.91	11.14	35.15	100	300	P	H
			5353.6	42.08	-11.92	54	31.18	34.91	11.14	35.15	100	300	A	H
			5145.34	50.3	-23.7	74	39.62	34.79	11.03	35.14	301	20	P	V
			5130	41	-13	54	30.4	34.78	10.96	35.14	301	20	A	V
	*		5220	114.42	-	-	103.63	34.83	11.1	35.14	301	20	P	V
	*		5220	105.43	-	-	94.64	34.83	11.1	35.14	301	20	A	V
		5434.8	49.67	-24.33	74	38.67	34.96	11.2	35.16	301	20	P	V	
		5350.24	41.63	-12.37	54	30.73	34.91	11.14	35.15	301	20	A	V	



<b>802.11ac</b> <b>VHT20</b> <b>CH 48</b> <b>5240MHz</b>		5145.34	51.86	-22.14	74	41.18	34.79	11.03	35.14	100	322	P	H
		5148.98	41.75	-12.25	54	31.07	34.79	11.03	35.14	100	322	A	H
	*	5240	116.61	-	-	105.79	34.85	11.11	35.14	100	322	P	H
	*	5240	107.57	-	-	96.75	34.85	11.11	35.14	100	322	A	H
		5359.76	51.74	-22.26	74	40.84	34.91	11.14	35.15	100	322	P	H
		5354.44	42.49	-11.51	54	31.59	34.91	11.14	35.15	100	322	A	H
		5019.76	49.59	-24.41	74	39.25	34.71	10.76	35.13	367	6	P	V
		5145.6	40.86	-13.14	54	30.18	34.79	11.03	35.14	367	6	A	V
	*	5240	112.95	-	-	102.14	34.84	11.11	35.14	367	6	P	V
	*	5240	104.88	-	-	94.07	34.84	11.11	35.14	367	6	A	V
		5377.4	49.97	-24.03	74	39.06	34.92	11.14	35.15	367	6	P	V
		5354.72	41.44	-12.56	54	30.54	34.91	11.14	35.15	367	6	A	V
<b>Remark</b>	1. No other spurious found. 2. All results are PASS against Peak and Average limit line.												



**Band 1 5150~5250MHz**

**WIFI 802.11ac VHT20 (Harmonic @ 3m)**

WIFI Ant. 1+2	Note	Frequency ( MHz )	Level ( dBμV/m )	Over Limit ( dB )	Limit Line ( dBμV/m )	Read Level ( dBμV )	Antenna Factor ( dB/m )	Path Loss ( dB )	Preamp Factor ( dB )	Ant Pos ( cm )	Table Pos ( deg )	Peak Avg. ( P/A )	Pol. ( H/V )	
802.11ac VHT20 CH 36 5180MHz		10360	46.05	-22.15	68.2	51.01	37.37	17	59.33	100	0	P	H	
		15540	49.33	-24.67	74	45.37	40.03	20.52	56.59	100	0	P	H	
													H	
													H	
			10360	45.92	-22.28	68.2	50.88	37.37	17	59.33	100	0	P	V
			15540	49.71	-24.29	74	45.75	40.03	20.52	56.59	100	0	P	V
														V
802.11ac VHT20 CH 44 5220MHz		10440	47.2	-21	68.2	51.94	37.43	17.1	59.27	100	0	P	H	
		15660	49.64	-24.36	74	45.48	40.16	20.57	56.57	100	0	P	H	
													H	
													H	
			10440	47.34	-20.86	68.2	52.08	37.43	17.1	59.27	100	0	P	V
			15660	49.46	-24.54	74	45.3	40.16	20.57	56.57	100	0	P	V
														V
802.11ac VHT20 CH 48 5240MHz		10480	46.45	-21.75	68.2	51.04	37.48	17.15	59.22	100	0	P	H	
		15720	49.75	-24.25	74	45.48	40.22	20.61	56.56	100	0	P	H	
													H	
													H	
			10480	47.07	-21.13	68.2	51.66	37.48	17.15	59.22	100	0	P	V
			15720	49.48	-24.52	74	45.21	40.22	20.61	56.56	100	0	P	V
														V
Remark	1. No other spurious found.													
	2. All results are PASS against Peak and Average limit line.													



**Band 1 5150~5250MHz**

**WIFI 802.11ac VHT40 (Band Edge @ 3m)**

WIFI Ant. 1+2	Note	Frequency ( MHz )	Level ( dBμV/m )	Over Limit ( dB )	Limit Line ( dBμV/m )	Read Level ( dBμV )	Antenna Factor ( dB/m )	Path Loss ( dB )	Preamp Factor ( dB )	Ant Pos ( cm )	Table Pos ( deg )	Peak Avg. ( P/A )	Pol. ( H/V )
802.11ac VHT40 CH 38 5190MHz		5143.78	62.05	-11.95	74	51.37	34.79	11.03	35.14	100	332	P	H
		5150	51.56	-2.44	54	40.88	34.79	11.03	35.14	100	332	A	H
	*	5190	108.7	-	-	97.93	34.81	11.1	35.14	100	332	P	H
	*	5190	100.92	-	-	90.15	34.81	11.1	35.14	100	332	A	H
		5457.2	50.78	-23.22	74	39.77	34.97	11.2	35.16	100	332	P	H
		5362.56	42.1	-11.9	54	31.19	34.92	11.14	35.15	100	332	A	H
		5150	62.36	-11.64	74	51.68	34.79	11.03	35.14	302	11	P	V
		5149.76	49.32	-4.68	54	38.64	34.79	11.03	35.14	302	11	A	V
	*	5190	107.61	-	-	96.84	34.81	11.1	35.14	302	11	P	V
	*	5190	99.47	-	-	88.7	34.81	11.1	35.14	302	11	A	V
		5376	49.67	-24.33	74	38.76	34.92	11.14	35.15	302	11	P	V
		5359.76	41.59	-12.41	54	30.69	34.91	11.14	35.15	302	11	A	V
802.11ac VHT40 CH 46 5230MHz		5149.5	62.08	-11.92	74	51.4	34.79	11.03	35.14	100	338	P	H
		5149.24	50.06	-3.94	54	39.38	34.79	11.03	35.14	100	338	A	H
	*	5230	115.56	-	-	104.75	34.84	11.11	35.14	100	338	P	H
	*	5230	107.05	-	-	96.24	34.84	11.11	35.14	100	338	A	H
		5364.52	52.39	-21.61	74	41.48	34.92	11.14	35.15	100	338	P	H
		5350.52	44.19	-9.81	54	33.29	34.91	11.14	35.15	100	338	A	H
		5148.2	57.68	-16.32	74	47	34.79	11.03	35.14	312	10	P	V
		5138.06	46.44	-7.56	54	35.84	34.78	10.96	35.14	312	10	A	V
	*	5230	113.79	-	-	102.98	34.84	11.11	35.14	312	10	P	V
	*	5230	104.98	-	-	94.17	34.84	11.11	35.14	312	10	A	V
	5387.2	51.76	-22.24	74	40.83	34.93	11.15	35.15	312	10	P	V	
	5350.24	44.32	-9.68	54	33.42	34.91	11.14	35.15	312	10	A	V	
Remark	1. No other spurious found. 2. All results are PASS against Peak and Average limit line.												



**Band 1 5150~5250MHz**

**WIFI 802.11ac VHT40 (Harmonic @ 3m)**

WIFI Ant. 1+2	Note	Frequency ( MHz )	Level ( dBμV/m )	Over Limit ( dB )	Limit Line ( dBμV/m )	Read Level (dBμV)	Antenna Factor ( dB/m )	Path Loss ( dB )	Preamp Factor ( dB )	Ant Pos ( cm )	Table Pos ( deg )	Peak Avg. (P/A)	Pol. (H/V)	
802.11ac VHT40 CH 38 5190MHz		10380	46.31	-21.89	68.2	51.25	37.38	17	59.32	100	0	P	H	
		15570	49.21	-24.79	74	45.19	40.07	20.54	56.59	100	0	P	H	
													H	
													H	
			10380	45.6	-22.6	68.2	50.54	37.38	17	59.32	100	0	P	V
			15570	49.38	-24.62	74	45.36	40.07	20.54	56.59	100	0	P	V
														V
802.11ac VHT40 CH 46 5230MHz		10460	46.16	-22.04	68.2	50.86	37.45	17.1	59.25	100	0	P	H	
		15690	49.35	-24.65	74	45.13	40.19	20.59	56.56	100	0	P	H	
													H	
													H	
			10460	46.18	-22.02	68.2	50.88	37.45	17.1	59.25	100	0	P	V
			15690	49.05	-24.95	74	44.83	40.19	20.59	56.56	100	0	P	V
														V
Remark	1. No other spurious found.													
	2. All results are PASS against Peak and Average limit line.													



**Band 1 5150~5250MHz**

**WIFI 802.11ac VHT80 (Band Edge @ 3m)**

WIFI Ant. 1+2	Note	Frequency ( MHz )	Level ( dBμV/m )	Over Limit ( dB )	Limit Line ( dBμV/m )	Read Level (dBμV)	Antenna Factor ( dB/m )	Path Loss ( dB )	Preamp Factor ( dB )	Ant Pos ( cm )	Table Pos ( deg )	Peak Avg. (P/A)	Pol. (H/V)
<b>802.11ac VHT80 CH 42 5210MHz</b>		5148.98	63.19	-10.81	74	52.51	34.79	11.03	35.14	100	338	P	H
		5149.76	52.43	-1.57	54	41.75	34.79	11.03	35.14	100	338	A	H
	*	5210	103.47	-	-	92.68	34.83	11.1	35.14	100	338	P	H
	*	5210	94.96	-	-	84.17	34.83	11.1	35.14	100	338	A	H
		5360.6	50.47	-23.53	74	39.56	34.92	11.14	35.15	100	338	P	H
		5352.76	41.58	-12.42	54	30.68	34.91	11.14	35.15	100	338	A	H
		5149.76	57.88	-16.12	74	47.2	34.79	11.03	35.14	294	13	P	V
		5148.98	49.1	-4.9	54	38.42	34.79	11.03	35.14	294	13	A	V
	*	5210	103.49	-	-	92.7	34.83	11.1	35.14	294	13	P	V
	*	5210	95.42	-	-	84.63	34.83	11.1	35.14	294	13	A	V
		5443.2	50.19	-23.81	74	39.19	34.96	11.2	35.16	294	13	P	V
	5375.72	41.11	-12.89	54	30.2	34.92	11.14	35.15	294	13	A	V	
<b>Remark</b>	1. No other spurious found. 2. All results are PASS against Peak and Average limit line.												





**Band 1 5150~5250MHz**

**WIFI 802.11ac VHT80 (Harmonic @ 3m)**

WIFI Ant. 1+2	Note	Frequency ( MHz )	Level ( dBμV/m )	Over Limit ( dB )	Limit Line ( dBμV/m )	Read Level (dBμV)	Antenna Factor ( dB/m )	Path Loss ( dB )	Preamp Factor ( dB )	Ant Pos ( cm )	Table Pos ( deg )	Peak Avg. (P/A)	Pol. (H/V)	
802.11ac VHT80 CH 42 5210MHz		10420	46.53	-21.67	68.2	51.34	37.42	17.05	59.28	100	0	P	H	
		15630	48.18	-25.82	74	44.04	40.14	20.57	56.57	100	0	P	H	
													H	
													H	
			10420	46.27	-21.93	68.2	51.08	37.42	17.05	59.28	100	0	P	V
			15630	48.82	-25.18	74	44.68	40.14	20.57	56.57	100	0	P	V
														V
													V	
<b>Remark</b>	1. No other spurious found. 2. All results are PASS against Peak and Average limit line.													



Band 2 - 5250~5350MHz

WIFI 802.11ac VHT20 (Band Edge @ 3m)

WIFI	Note	Frequency	Level	Over	Limit	Read	Antenna	Path	Preamp	Ant	Table	Peak	Pol.
Ant.				Limit	Line	Level	Factor	Loss	Factor	Pos	Pos	Avg.	
1+2		( MHz )	( dBμV/m )	( dB )	( dBμV/m )	( dBμV )	( dB/m )	( dB )	( dB )	( cm )	( deg )	( P/A )	( H/V )
802.11ac VHT20 CH 52 5260MHz		5105.35	49.89	-24.11	74	39.31	34.76	10.96	35.14	100	315	P	H
		5139.3	41.1	-12.9	54	30.5	34.78	10.96	35.14	100	315	A	H
	*	5260	116.58	-	-	105.76	34.86	11.11	35.15	100	315	P	H
	*	5260	107.89	-	-	97.07	34.86	11.11	35.15	100	315	A	H
		5360.4	54.92	-19.08	74	44.02	34.91	11.14	35.15	100	315	P	H
		5350.8	43.89	-10.11	54	32.99	34.91	11.14	35.15	100	315	P	H
		5126.35	50.35	-23.65	74	39.75	34.78	10.96	35.14	363	6	P	V
		5145.6	40.79	-13.21	54	30.11	34.79	11.03	35.14	363	6	A	V
	*	5260	114.18	-	-	103.36	34.86	11.11	35.15	363	6	P	V
	*	5260	105.16	-	-	94.34	34.86	11.11	35.15	363	6	A	V
		5361.12	51.73	-22.27	74	40.82	34.92	11.14	35.15	363	6	P	V
		5355.84	42.17	-11.83	54	31.27	34.91	11.14	35.15	363	6	A	V
802.11ac VHT20 CH 60 5300MHz		5063.7	49.56	-24.44	74	39.05	34.74	10.9	35.13	100	319	P	H
		5139.3	40.75	-13.25	54	30.15	34.78	10.96	35.14	100	319	A	H
	*	5300	116.52	-	-	105.67	34.88	11.12	35.15	100	319	P	H
	*	5300	107.5	-	-	96.65	34.88	11.12	35.15	100	319	A	H
		5351.52	54.55	-19.45	74	43.65	34.91	11.14	35.15	100	319	P	H
		5352.96	48.3	-5.7	54	37.4	34.91	11.14	35.15	100	319	P	H
		5121.45	50.37	-23.63	74	39.78	34.77	10.96	35.14	377	9	P	V
		5145.25	40.56	-13.44	54	29.88	34.79	11.03	35.14	377	9	A	V
	*	5300	114.03	-	-	103.18	34.88	11.12	35.15	377	9	P	V
	*	5300	105.33	-	-	94.48	34.88	11.12	35.15	377	9	A	V
		5359.92	56.08	-17.92	74	45.18	34.91	11.14	35.15	377	9	P	V
		5351.04	46.07	-7.93	54	35.17	34.91	11.14	35.15	377	9	A	V



<b>802.11ac</b> <b>VHT20</b> <b>CH 64</b> <b>5320MHz</b>	*	5320	116.84	-	-	105.97	34.89	11.13	35.15	100	326	P	H
	*	5320	108.09	-	-	97.22	34.89	11.13	35.15	100	326	A	H
		5357.44	66.24	-7.76	74	55.34	34.91	11.14	35.15	100	326	P	H
		5350.08	50.56	-3.44	54	39.66	34.91	11.14	35.15	100	326	A	H
													H
													H
	*	5320	114.87	-	-	104	34.89	11.13	35.15	336	12	P	V
	*	5320	105.96	-	-	95.09	34.89	11.13	35.15	336	12	A	V
		5356.16	64.83	-9.17	74	53.93	34.91	11.14	35.15	336	12	P	V
		5350.72	49.24	-4.76	54	38.34	34.91	11.14	35.15	336	12	A	V
													V
													V
<b>Remark</b>	1. No other spurious found. 2. All results are PASS against Peak and Average limit line.												



**Band 2 5250~5350MHz**

**WIFI 802.11ac VHT20 (Harmonic @ 3m)**

WIFI Ant. 1+2	Note	Frequency ( MHz )	Level ( dBµV/m )	Over Limit ( dB )	Limit Line ( dBµV/m )	Read Level (dBµV)	Antenna Factor ( dB/m )	Path Loss ( dB )	Preamp Factor ( dB )	Ant Pos ( cm )	Table Pos ( deg )	Peak Avg. (P/A)	Pol. (H/V)	
802.11ac VHT20 CH 52 5260MHz		10520	46.5	-21.7	68.2	50.97	37.51	17.2	59.18	100	0	P	H	
		15780	49.33	-24.67	74	44.97	40.28	20.62	56.54	100	0	P	H	
													H	
													H	
			10520	47.19	-21.01	68.2	51.66	37.51	17.2	59.18	100	0	P	V
			15780	49	-25	74	44.64	40.28	20.62	56.54	100	0	P	V
														V
802.11ac VHT20 CH 60 5300MHz		10600	47.68	-26.32	74	51.87	37.56	17.31	59.06	100	0	P	H	
		15900	49.94	-24.06	74	45.38	40.4	20.68	56.52	100	0	P	H	
													H	
													H	
			10600	48.54	-25.46	74	52.73	37.56	17.31	59.06	100	0	P	V
			15900	49.33	-24.67	74	44.77	40.4	20.68	56.52	100	0	P	V
														V
802.11ac VHT20 CH 64 5320MHz		10640	47.67	-26.33	74	51.74	37.58	17.36	59.01	100	0	P	H	
		15960	49.39	-24.61	74	44.72	40.47	20.71	56.51	100	0	P	H	
													H	
													H	
			10640	48.09	-25.91	74	52.16	37.58	17.36	59.01	100	0	P	V
			15960	49.94	-24.06	74	45.27	40.47	20.71	56.51	100	0	P	V
														V
Remark	1. No other spurious found.													
	2. All results are PASS against Peak and Average limit line.													



Band 2 5250~5350MHz

WIFI 802.11ac VHT40 (Band Edge @ 3m)

WIFI Ant. 1+2	Note	Frequency ( MHz )	Level ( dBμV/m )	Over Limit ( dB )	Limit Line ( dBμV/m )	Read Level ( dBμV )	Antenna Factor ( dB/m )	Path Loss ( dB )	Preamp Factor ( dB )	Ant Pos ( cm )	Table Pos ( deg )	Peak Avg. ( P/A )	Pol. ( H/V )
802.11ac VHT40 CH 54 5270MHz		5150	51.69	-22.31	74	41.01	34.79	11.03	35.14	100	335	P	H
		5149.1	42.87	-11.13	54	32.19	34.79	11.03	35.14	100	335	A	H
	*	5270	115.8	-	-	104.97	34.86	11.12	35.15	100	335	P	H
	*	5270	106.85	-	-	96.02	34.86	11.12	35.15	100	335	A	H
		5351.76	60.35	-13.65	74	49.45	34.91	11.14	35.15	100	335	P	H
		5350.32	51.02	-2.98	54	40.12	34.91	11.14	35.15	100	335	A	H
		5140.35	50.29	-23.71	74	39.61	34.79	11.03	35.14	300	23	P	V
		5138.95	40.89	-13.11	54	30.29	34.78	10.96	35.14	300	23	A	V
	*	5270	112.05	-	-	101.22	34.86	11.12	35.15	300	23	P	V
	*	5270	104.05	-	-	93.22	34.86	11.12	35.15	300	23	A	V
		5351.52	62	-12	74	51.1	34.91	11.14	35.15	300	23	P	V
		5350.08	47.58	-6.42	54	36.68	34.91	11.14	35.15	300	23	A	V
802.11ac VHT40 CH 62 5310MHz		5085.4	49.4	-24.6	74	38.88	34.75	10.9	35.13	100	339	P	H
		5124.6	40.47	-13.53	54	29.87	34.78	10.96	35.14	100	339	A	H
	*	5310	106.47	-	-	95.6	34.89	11.13	35.15	100	339	P	H
	*	5310	97.6	-	-	86.73	34.89	11.13	35.15	100	339	A	H
		5353.92	62.75	-11.25	74	51.85	34.91	11.14	35.15	100	339	P	H
		5350.08	51.99	-2.01	54	41.09	34.91	11.14	35.15	100	339	A	H
		5134.75	51.35	-22.65	74	40.75	34.78	10.96	35.14	306	24	P	V
		5109.2	40.28	-13.72	54	29.69	34.77	10.96	35.14	306	24	A	V
	*	5310	104.95	-	-	94.08	34.89	11.13	35.15	306	24	P	V
	*	5310	96.31	-	-	85.44	34.89	11.13	35.15	306	24	A	V
	5358	58.9	-15.1	74	48	34.91	11.14	35.15	306	24	P	V	
	5350.32	49.27	-4.73	54	38.37	34.91	11.14	35.15	306	24	A	V	
Remark	1. No other spurious found. 2. All results are PASS against Peak and Average limit line.												



**Band 2 5250~5350MHz**

**WIFI 802.11ac VHT40 (Harmonic @ 3m)**

WIFI Ant. 1+2	Note	Frequency ( MHz )	Level ( dBμV/m )	Over Limit ( dB )	Limit Line ( dBμV/m )	Read Level (dBμV)	Antenna Factor ( dB/m )	Path Loss ( dB )	Preamp Factor ( dB )	Ant Pos ( cm )	Table Pos ( deg )	Peak Avg. (P/A)	Pol. (H/V)	
802.11ac VHT40 CH 54 5270MHz		10540	46.46	-21.74	68.2	50.89	37.52	17.2	59.15	100	0	P	H	
		15810	49.31	-24.69	74	44.9	40.31	20.64	56.54	100	0	P	H	
													H	
													H	
			10540	45.96	-22.24	68.2	50.39	37.52	17.2	59.15	100	0	P	V
			15810	49.31	-24.69	74	44.9	40.31	20.64	56.54	100	0	P	V
														V
802.11ac VHT40 CH 62 5310MHz		10620	47.27	-26.73	74	51.42	37.57	17.31	59.03	100	0	P	H	
		15930	48.04	-25.96	74	43.42	40.43	20.7	56.51	100	0	P	H	
													H	
													H	
			10620	46.93	-27.07	74	51.08	37.57	17.31	59.03	100	0	P	V
			15930	48.93	-25.07	74	44.31	40.43	20.7	56.51	100	0	P	V
														V
Remark	1. No other spurious found.													
	2. All results are PASS against Peak and Average limit line.													



**Band 2 5250~5350MHz**

**WIFI 802.11ac VHT80 (Band Edge @ 3m)**

WIFI Ant. 1+2	Note	Frequency ( MHz )	Level ( dBμV/m )	Over Limit ( dB )	Limit Line ( dBμV/m )	Read Level (dBμV)	Antenna Factor ( dB/m )	Path Loss ( dB )	Preamp Factor ( dB )	Ant Pos ( cm )	Table Pos ( deg )	Peak Avg. (P/A)	Pol. (H/V)
<b>802.11ac VHT80 CH 58 5290MHz</b>		5031.5	48.84	-25.16	74	38.42	34.72	10.83	35.13	103	338	P	H
		5122.5	40.37	-13.63	54	29.78	34.77	10.96	35.14	103	338	A	H
	*	5290	102.53	-	-	91.69	34.87	11.12	35.15	103	338	P	H
	*	5290	93.22	-	-	82.38	34.87	11.12	35.15	103	338	A	H
		5353.2	62	-12	74	51.1	34.91	11.14	35.15	103	338	P	H
		5351.52	52.8	-1.2	54	41.9	34.91	11.14	35.15	103	338	A	H
		5104.3	49.39	-24.61	74	38.81	34.76	10.96	35.14	289	20	P	V
		5135.8	40.37	-13.63	54	29.77	34.78	10.96	35.14	289	20	A	V
	*	5290	101.48	-	-	90.64	34.87	11.12	35.15	289	20	P	V
	*	5290	92.36	-	-	81.52	34.87	11.12	35.15	289	20	A	V
		5353.92	59.3	-14.7	74	48.4	34.91	11.14	35.15	289	20	P	V
	5350.56	49.96	-4.04	54	39.06	34.91	11.14	35.15	289	20	A	V	
<b>Remark</b>	1. No other spurious found. 2. All results are PASS against Peak and Average limit line.												



**Band 2 5250~5350MHz**

**WIFI 802.11ac VHT80 (Harmonic @ 3m)**

WIFI Ant. 1+2	Note	Frequency ( MHz )	Level ( dBμV/m )	Over Limit ( dB )	Limit Line ( dBμV/m )	Read Level (dBμV)	Antenna Factor ( dB/m )	Path Loss ( dB )	Preamp Factor ( dB )	Ant Pos ( cm )	Table Pos ( deg )	Peak Avg. (P/A)	Pol. (H/V)	
802.11ac VHT80 CH 58 5290MHz		10580	46.77	-21.43	68.2	51.04	37.55	17.26	59.08	100	0	P	H	
		15870	49.13	-24.87	74	44.59	40.38	20.68	56.52	100	0	P	H	
													H	
													H	
			10580	45.77	-22.43	68.2	50.04	37.55	17.26	59.08	100	0	P	V
			15870	49.5	-24.5	74	44.96	40.38	20.68	56.52	100	0	P	V
														V
													V	
<b>Remark</b>	1. No other spurious found. 2. All results are PASS against Peak and Average limit line.													





Band 3 - 5470~5725MHz

WIFI 802.11ac VHT20 (Band Edge @ 3m)

WIFI	Note	Frequency	Level	Over	Limit	Read	Antenna	Path	Preamp	Ant	Table	Peak	Pol.	
Ant.				Limit	Line	Level	Factor	Loss	Factor	Pos	Pos	Avg.		
1+2		( MHz )	( dBμV/m )	( dB )	( dBμV/m )	( dBμV )	( dB/m )	( dB )	( dB )	( cm )	( deg )	(P/A)	(H/V)	
802.11ac VHT20 CH 100 5500MHz		5447.28	62.85	-11.15	74	51.84	34.97	11.2	35.16	102	322	P	H	
		5460.4	66.31	-1.89	68.2	55.25	34.97	11.25	35.16	102	322	P	H	
		5459.6	49.46	-4.54	54	38.45	34.97	11.2	35.16	102	322	A	H	
	*	5500	116.62	-	-	105.53	35	11.25	35.16	102	322	P	H	
	*	5500	108.35	-	-	97.26	35	11.25	35.16	102	322	A	H	
														H
			5458.64	63.31	-10.69	74	52.3	34.97	11.2	35.16	304	17	P	V
			5463.28	65.01	-3.19	68.2	53.94	34.98	11.25	35.16	304	17	P	V
			5459.76	47.19	-6.81	54	36.18	34.97	11.2	35.16	304	17	A	V
	*		5500	115.02	-	-	103.93	35	11.25	35.16	304	17	P	V
	*		5500	105.96	-	-	94.87	35	11.25	35.16	304	17	A	V
														V
802.11ac VHT20 CH 116 5580MHz		5419.36	50.07	-23.93	74	39.3	34.78	11.15	35.16	100	319	P	H	
		5468.56	51.26	-16.94	68.2	40.32	34.85	11.25	35.16	100	319	P	H	
		5457.04	41.69	-12.31	54	30.82	34.83	11.2	35.16	100	319	A	H	
	*	5580	117.7	-	-	106.53	35	11.35	35.18	100	319	P	H	
	*	5580	108.22	-	-	97.05	35	11.35	35.18	100	319	A	H	
			5731.925	52.58	-15.62	68.2	41.08	35.21	11.5	35.21	100	319	P	H
			5400.64	50.32	-23.68	74	39.57	34.76	11.15	35.16	380	27	P	V
			5461.12	49.93	-18.27	68.2	39.01	34.83	11.25	35.16	380	27	P	V
			5452.96	41.38	-12.62	54	30.51	34.83	11.2	35.16	380	27	A	V
	*		5580	116.07	-	-	104.9	35	11.35	35.18	380	27	P	V
	*		5580	106.6	-	-	95.43	35	11.35	35.18	380	27	A	V
			5759.96	54.75	-13.45	68.2	43.18	35.26	11.53	35.22	380	27	P	V



<b>802.11ac</b> <b>VHT20</b> <b>CH 140</b> <b>5700MHz</b>	*	5700	116.83	-	-	105.42	35.15	11.46	35.2	100	319	P	H
	*	5700	107.78	-	-	96.37	35.15	11.46	35.2	100	319	A	H
		5725.16	64.78	-3.42	68.2	53.3	35.18	11.5	35.2	100	319	P	H
													H
													H
													H
	*	5700	113.48	-	-	102.07	35.15	11.46	35.2	380	26	P	V
	*	5700	104.64	-	-	93.23	35.15	11.46	35.2	380	26	A	V
		5727.72	62.54	-5.66	68.2	51.06	35.18	11.5	35.2	380	26	P	V
													V
													V
													V
<b>Remark</b>	1. No other spurious found. 2. All results are PASS against Peak and Average limit line.												



**Band 3 - 5470~5725MHz**

**WIFI 802.11ac VHT20 (Harmonic @ 3m)**

WIFI Ant. 1+2	Note	Frequency ( MHz )	Level ( dBμV/m )	Over Limit ( dB )	Limit Line ( dBμV/m )	Read Level (dBμV)	Antenna Factor ( dB/m )	Path Loss ( dB )	Preamp Factor ( dB )	Ant Pos ( cm )	Table Pos ( deg )	Peak Avg. (P/A)	Pol. (H/V)	
802.11ac VHT20 CH 100 5500MHz		11000	47.54	-26.46	74	50.43	37.8	17.81	58.5	100	0	P	H	
		16500	51.7	-16.5	68.2	45.45	41.3	21.15	56.2	100	0	P	H	
													H	
													H	
			11000	48.61	-25.39	74	51.5	37.8	17.81	58.5	100	0	P	V
			16500	51.59	-16.61	68.2	45.34	41.3	21.15	56.2	100	0	P	V
														V
802.11ac VHT20 CH 116 5580MHz		11160	48.86	-25.14	74	51.04	37.9	18.02	58.1	100	0	P	H	
		16740	52.97	-15.23	68.2	46.18	41.44	21.36	56.01	100	0	P	H	
													H	
													H	
			11160	48.5	-25.5	74	50.68	37.9	18.02	58.1	100	0	P	V
			16740	51.1	-17.1	68.2	44.31	41.44	21.36	56.01	100	0	P	V
														V
802.11ac VHT20 CH 140 5700MHz		11400	47.86	-26.14	74	49.03	38.04	18.33	57.54	100	0	P	H	
		17100	51.83	-16.37	68.2	44.52	41.42	21.67	55.78	100	0	P	H	
													H	
													H	
			11400	47.55	-26.45	74	48.72	38.04	18.33	57.54	100	0	P	V
			17100	51.82	-16.38	68.2	44.51	41.42	21.67	55.78	100	0	P	V
														V
Remark	1. No other spurious found.													
	2. All results are PASS against Peak and Average limit line.													



**Band 3 - 5470~5725MHz**

**WIFI 802.11ac VHT40 (Band Edge @ 3m)**

WIFI Ant. 1+2	Note	Frequency ( MHz )	Level ( dBμV/m )	Over Limit ( dB )	Limit Line ( dBμV/m )	Read Level ( dBμV )	Antenna Factor ( dB/m )	Path Loss ( dB )	Preamp Factor ( dB )	Ant Pos ( cm )	Table Pos ( deg )	Peak Avg. ( P/A )	Pol. ( H/V )
802.11ac VHT40 CH 102 5510MHz		5459.44	60.78	-13.22	74	49.77	34.97	11.2	35.16	100	327	P	H
		5469.76	66.67	-1.53	68.2	55.6	34.98	11.25	35.16	100	327	P	H
		5459.92	47.48	-6.52	54	36.47	34.97	11.2	35.16	100	327	A	H
	*	5510	106.35	-	-	95.22	35	11.3	35.17	100	327	P	H
	*	5510	97.75	-	-	86.62	35	11.3	35.17	100	327	A	H
		5759.96	52.56	-15.64	68.2	41.04	35.21	11.53	35.22	100	327	P	H
		5459.92	58.85	-15.15	74	47.84	34.97	11.2	35.16	288	25	P	V
		5470	62.28	-5.92	68.2	51.21	34.98	11.25	35.16	288	25	P	V
		5459.44	45.45	-8.55	54	34.44	34.97	11.2	35.16	288	25	A	V
	*	5510	106.2	-	-	95.07	35	11.3	35.17	288	25	P	V
	*	5510	97.68	-	-	86.55	35	11.3	35.17	288	25	A	V
		5759.96	52.18	-16.02	68.2	40.66	35.21	11.53	35.22	288	25	P	V
802.11ac VHT40 CH 110 5550MHz		5458.72	56.26	-17.74	74	45.25	34.97	11.2	35.16	102	340	P	H
		5469.28	58.68	-9.52	68.2	47.61	34.98	11.25	35.16	102	340	P	H
		5458.48	47.13	-6.87	54	36.12	34.97	11.2	35.16	102	340	A	H
	*	5550	112.54	-	-	101.32	35.04	11.35	35.17	102	340	P	H
	*	5550	104.73	-	-	93.51	35.04	11.35	35.17	102	340	A	H
		5745.47	51.47	-16.73	68.2	39.96	35.19	11.53	35.21	102	340	P	H
		5450.56	53.59	-20.41	74	42.58	34.97	11.2	35.16	299	28	P	V
		5470	56.03	-12.17	68.2	44.96	34.98	11.25	35.16	299	28	P	V
		5459.68	44.71	-9.29	54	33.7	34.97	11.2	35.16	299	28	A	V
	*	5550	112	-	-	100.78	35.04	11.35	35.17	299	28	P	V
	*	5550	103.64	-	-	92.42	35.04	11.35	35.17	299	28	A	V
		5760.275	50.95	-17.25	68.2	39.43	35.21	11.53	35.22	299	28	P	V



<b>802.11ac</b>  <b>VHT40</b>  <b>CH 134</b>  <b>5670MHz</b>		5386.4	49.69	-24.31	74	38.76	34.93	11.15	35.15	106	333	P	H
		5465.5	49.2	-19	68.2	38.13	34.98	11.25	35.16	106	333	P	H
		5457.1	40.48	-13.52	54	29.47	34.97	11.2	35.16	106	333	A	H
	*	5670	110.4	-	-	98.99	35.14	11.46	35.19	106	333	P	H
	*	5670	103.25	-	-	91.84	35.14	11.46	35.19	106	333	A	H
		5725	67.05	-1.15	68.2	55.57	35.18	11.5	35.2	106	333	P	H
		5453.95	49.1	-24.9	74	38.09	34.97	11.2	35.16	289	31	P	V
		5467.6	48.99	-19.21	68.2	37.92	34.98	11.25	35.16	289	31	P	V
		5453.25	40.4	-13.6	54	29.39	34.97	11.2	35.16	289	31	A	V
	*	5670	109.08	-	-	97.67	35.14	11.46	35.19	289	31	P	V
	*	5670	100.67	-	-	89.26	35.14	11.46	35.19	289	31	A	V
		5727.375	57.55	-10.65	68.2	46.07	35.18	11.5	35.2	289	31	P	V
<b>Remark</b>	1. No other spurious found. 2. All results are PASS against Peak and Average limit line.												



**Band 3 - 5470~5725MHz**

**WIFI 802.11ac VHT40 (Harmonic @ 3m)**

WIFI Ant. 1+2	Note	Frequency ( MHz )	Level ( dBμV/m )	Over Limit ( dB )	Limit Line ( dBμV/m )	Read Level ( dBμV )	Antenna Factor ( dB/m )	Path Loss ( dB )	Preamp Factor ( dB )	Ant Pos ( cm )	Table Pos ( deg )	Peak Avg. ( P/A )	Pol. ( H/V )	
802.11ac VHT40 CH 102 5510MHz		11020	47.31	-26.69	74	50.15	37.81	17.81	58.46	100	0	P	H	
		16530	50.28	-17.92	68.2	43.95	41.32	21.18	56.17	100	0	P	H	
													H	
													H	
			11020	46.34	-27.66	74	49.18	37.81	17.81	58.46	100	0	P	V
			16530	50.71	-17.49	68.2	44.38	41.32	21.18	56.17	100	0	P	V
														V
802.11ac VHT40 CH 110 5550MHz		11100	47.14	-26.86	74	49.62	37.86	17.92	58.26	100	0	P	H	
		16650	51.51	-16.69	68.2	44.92	41.39	21.28	56.08	100	0	P	H	
													H	
													H	
			11100	47.5	-26.5	74	49.98	37.86	17.92	58.26	100	0	P	V
			16650	50.84	-17.36	68.2	44.25	41.39	21.28	56.08	100	0	P	V
														V
802.11ac VHT40 CH 134 5670MHz		11340	47.59	-26.41	74	49.06	38	18.23	57.7	100	0	P	H	
		17010	52.73	-15.47	68.2	45.36	41.57	21.6	55.8	100	0	P	H	
													H	
													H	
			11340	48.25	-25.75	74	49.72	38	18.23	57.7	100	0	P	V
			17010	52.87	-15.33	68.2	45.5	41.57	21.6	55.8	100	0	P	V
														V
Remark	1. No other spurious found.													
	2. All results are PASS against Peak and Average limit line.													



Band 3 5470~5725MHz

WIFI 802.11ac VHT80 (Band Edge @ 3m)

WIFI Ant. 1+2	Note	Frequency ( MHz )	Level ( dBμV/m )	Over Limit ( dB )	Limit Line ( dBμV/m )	Read Level (dBμV)	Antenna Factor ( dB/m )	Path Loss ( dB )	Preamp Factor ( dB )	Ant Pos ( cm )	Table Pos ( deg )	Peak Avg. (P/A)	Pol. (H/V)
802.11ac VHT80 CH 106 5530MHz		5459.44	60.88	-13.12	74	49.87	34.97	11.2	35.16	100	340	P	H
		5462.8	61.79	-6.41	68.2	50.72	34.98	11.25	35.16	100	340	P	H
		5457.28	52.24	-1.76	54	41.23	34.97	11.2	35.16	100	340	A	H
	*	5530	104.86	-	-	93.72	35.01	11.3	35.17	100	340	P	H
	*	5530	96.56	-	-	85.42	35.01	11.3	35.17	100	340	A	H
		5745.785	51.06	-17.14	68.2	39.55	35.19	11.53	35.21	100	340	P	H
		5457.04	52.61	-21.39	74	41.6	34.97	11.2	35.16	330	30	P	V
		5465.2	55.55	-12.65	68.2	44.48	34.98	11.25	35.16	330	30	P	V
		5459.68	45.62	-8.38	54	34.61	34.97	11.2	35.16	330	30	A	V
	*	5530	104.06	-	-	92.92	35.01	11.3	35.17	330	30	P	V
	*	5530	96	-	-	84.86	35.01	11.3	35.17	330	30	A	V
802.11ac VHT80 CH 122 5610MHz		5759.645	54.16	-14.04	68.2	42.64	35.21	11.53	35.22	330	30	P	V
		5455.7	55.61	-18.39	74	44.6	34.97	11.2	35.16	100	339	P	H
		5469	56.96	-11.24	68.2	45.89	34.98	11.25	35.16	100	339	P	H
		5458.5	47.09	-6.91	54	36.08	34.97	11.2	35.16	100	339	A	H
	*	5610	111.7	-	-	100.4	35.08	11.4	35.18	100	339	P	H
	*	5610	101.83	-	-	90.53	35.08	11.4	35.18	100	339	A	H
		5729.3	63.93	-4.27	68.2	52.45	35.18	11.5	35.2	100	339	P	H
		5456.4	53.71	-20.29	74	42.7	34.97	11.2	35.16	377	29	P	V
		5467.25	55.96	-12.24	68.2	44.89	34.98	11.25	35.16	377	29	P	V
		5459.2	45.51	-8.49	54	34.5	34.97	11.2	35.16	377	29	A	V
	*	5610	110.01	-	-	98.71	35.08	11.4	35.18	377	29	P	V
*	5610	101.89	-	-	90.59	35.08	11.4	35.18	377	29	A	V	
	5731.575	61.67	-6.53	68.2	50.2	35.18	11.5	35.21	377	29	P	V	
Remark	1. No other spurious found. 2. All results are PASS against Peak and Average limit line.												



**Band 3 5470~5725MHz**

**WIFI 802.11ac VHT80 (Harmonic @ 3m)**

WIFI Ant. 1+2	Note	Frequency ( MHz )	Level ( dBµV/m )	Over Limit ( dB )	Limit Line ( dBµV/m )	Read Level (dBµV)	Antenna Factor ( dB/m )	Path Loss ( dB )	Preamp Factor ( dB )	Ant Pos ( cm )	Table Pos ( deg )	Peak Avg. (P/A)	Pol. (H/V)	
802.11ac VHT80 CH 106 5530MHz		11060	47.83	-26.17	74	50.46	37.84	17.87	58.34	100	0	P	H	
		16590	51.33	-16.87	68.2	44.86	41.35	21.25	56.13	100	0	P	H	
													H	
													H	
			11060	47.53	-26.47	74	50.16	37.84	17.87	58.34	100	0	P	V
			16590	52.11	-16.09	68.2	45.64	41.35	21.25	56.13	100	0	P	V
														V
802.11ac VHT80 CH 122 5610MHz		11220	48.85	-25.15	74	50.83	37.93	18.07	57.98	100	0	P	H	
		16830	51.35	-16.85	68.2	44.34	41.5	21.45	55.94	100	0	P	H	
													H	
													H	
			11220	48.34	-25.66	74	50.32	37.93	18.07	57.98	100	0	P	V
			16830	52.32	-15.88	68.2	45.31	41.5	21.45	55.94	100	0	P	V
														V
Remark	1. No other spurious found.													
	2. All results are PASS against Peak and Average limit line.													





**Band 3 - Straddle Channel**

**WIFI 802.11ac VHT20 (Band Edge @ 3m)**

WIFI	Note	Frequency	Level	Over	Limit	Read	Antenna	Path	Preamp	Ant	Table	Peak	Pol.
Ant.				Limit	Line	Level	Factor	Loss	Factor	Pos	Pos	Avg.	
1+2		( MHz )	( dBμV/m )	( dB )	( dBμV/m )	( dBμV )	( dB/m )	( dB )	( dB )	( cm )	( deg )	( P/A )	( H/V )
802.11ac VHT20 CH 144 5720MHz	*	5720	117.51	-	-	106.03	35.18	11.5	35.2	100	317	P	H
	*	5720	108.53	-	-	97.05	35.18	11.5	35.2	100	317	A	H
													H
													H
													H
													H
	*	5720	116.53	-	-	105.05	35.18	11.5	35.2	362	38	P	V
	*	5720	107.63	-	-	96.15	35.18	11.5	35.2	362	38	A	V
													V
													V
<b>Remark</b>	1. No other spurious found. 2. All results are PASS against Peak and Average limit line.												



**Band 3 - Straddle Channel**  
**WIFI 802.11ac VHT20 (Harmonic @ 3m)**

WIFI Ant. 1+2	Note	Frequency ( MHz )	Level ( dBμV/m )	Over Limit ( dB )	Limit Line ( dBμV/m )	Read Level (dBμV)	Antenna Factor ( dB/m )	Path Loss ( dB )	Preamp Factor ( dB )	Ant Pos ( cm )	Table Pos ( deg )	Peak Avg. (P/A)	Pol. (H/V)	
802.11ac VHT20 CH 144 5720MHz		11440	47.68	-26.32	74	48.7	38.06	18.38	57.46	100	0	P	H	
		17160	51.95	-16.25	68.2	44.68	41.3	21.74	55.77	100	0	P	H	
													H	
													H	
			11440	46.34	-27.66	74	47.36	38.06	18.38	57.46	100	0	P	V
			17160	51.1	-17.1	68.2	43.83	41.3	21.74	55.77	100	0	P	V
														V
													V	
<b>Remark</b>	1. No other spurious found. 2. All results are PASS against Peak and Average limit line.													



**Band 3 - Straddle Channel**  
**WIFI 802.11ac VHT40 (Band Edge @ 3m)**

WIFI Ant. 1+2	Note	Frequency ( MHz )	Level ( dBμV/m )	Over Limit ( dB )	Limit Line ( dBμV/m )	Read Level ( dBμV )	Antenna Factor ( dB/m )	Path Loss ( dB )	Preamp Factor ( dB )	Ant Pos ( cm )	Table Pos ( deg )	Peak Avg. ( P/A )	Pol. ( H/V )
802.11ac VHT40 CH 142 5710MHz	*	5710	115.27	-	-	103.8	35.17	11.5	35.2	100	326	P	H
	*	5710	106.55	-	-	95.08	35.17	11.5	35.2	100	326	A	H
													H
													H
													H
													H
	*	5710	114.05	-	-	102.58	35.17	11.5	35.2	346	35	P	V
	*	5710	105.3	-	-	93.83	35.17	11.5	35.2	346	35	A	V
													V
													V
												V	
												V	
<b>Remark</b>	1. No other spurious found. 2. All results are PASS against Peak and Average limit line.												



**Band 3 - Straddle Channel**  
**WIFI 802.11ac VHT40 (Harmonic @ 3m)**

WIFI Ant. 1+2	Note	Frequency ( MHz )	Level ( dBµV/m )	Over Limit ( dB )	Limit Line ( dBµV/m )	Read Level ( dBµV )	Antenna Factor ( dB/m )	Path Loss ( dB )	Preamp Factor ( dB )	Ant Pos ( cm )	Table Pos ( deg )	Peak Avg. ( P/A )	Pol. ( H/V )	
802.11ac VHT40 CH 142 5710MHz		11420	46.04	-27.96	74	47.16	38.05	18.33	57.5	100	0	P	H	
		17130	51.71	-16.49	68.2	44.42	41.36	21.7	55.77	100	0	P	H	
													H	
													H	
			11420	47.38	-26.62	74	48.5	38.05	18.33	57.5	100	0	P	V
			17130	51.58	-16.62	68.2	44.29	41.36	21.7	55.77	100	0	P	V
														V
													V	
<b>Remark</b>	1. No other spurious found. 2. All results are PASS against Peak and Average limit line.													



**Band 3 - Straddle Channel**  
**WIFI 802.11ac VHT80 (Band Edge @ 3m)**

WIFI Ant. 1+2	Note	Frequency ( MHz )	Level ( dBμV/m )	Over Limit ( dB )	Limit Line ( dBμV/m )	Read Level (dBμV)	Antenna Factor ( dB/m )	Path Loss ( dB )	Preamp Factor ( dB )	Ant Pos ( cm )	Table Pos ( deg )	Peak Avg. (P/A)	Pol. (H/V)
802.11ac VHT80 CH 138 5690MHz	*	5690	110.77	-	-	99.36	35.15	11.46	35.2	100	323	P	H
	*	5690	102.09	-	-	90.68	35.15	11.46	35.2	100	323	A	H
													H
													H
													H
													H
	*	5690	109.11	-	-	97.7	35.15	11.46	35.2	380	25	P	V
	*	5690	100.84	-	-	89.43	35.15	11.46	35.2	380	25	A	V
													V
													V
												V	
												V	
<b>Remark</b>	1. No other spurious found. 2. All results are PASS against Peak and Average limit line.												



**Band 3 - Straddle Channel**  
**WIFI 802.11ac VHT80 (Harmonic @ 3m)**

WIFI Ant. 1+2	Note	Frequency ( MHz )	Level ( dBμV/m )	Over Limit ( dB )	Limit Line ( dBμV/m )	Read Level (dBμV)	Antenna Factor ( dB/m )	Path Loss ( dB )	Preamp Factor ( dB )	Ant Pos ( cm )	Table Pos ( deg )	Peak Avg. (P/A)	Pol. (H/V)	
802.11ac VHT80 CH 138 5690MHz		11380	46.88	-27.12	74	48.15	38.03	18.28	57.58	100	0	P	H	
		17070	52.12	-16.08	68.2	44.77	41.48	21.66	55.79	100	0	P	H	
													H	
													H	
			11380	47.1	-26.9	74	48.37	38.03	18.28	57.58	100	0	P	V
			17070	52.26	-15.94	68.2	44.91	41.48	21.66	55.79	100	0	P	V
														V
														V
<b>Remark</b>	1. No other spurious found. 2. All results are PASS against Peak and Average limit line.													



Emission below 1GHz

WIFI 802.11ac VHT40 (LF @ 3m)

WIFI	Note	Frequency	Level	Over	Limit	Read	Antenna	Path	Preamp	Ant	Table	Peak	Pol.	
Ant.				Limit	Line	Level	Factor	Loss	Factor	Pos	Pos	Avg.		
1+2		( MHz )	( dBμV/m )	( dB )	( dBμV/m )	( dBμV )	( dB/m )	( dB )	( dB )	( cm )	( deg )	( P/A )	( H/V )	
802.11ac VHT40 LF		104.79	23.52	-19.98	43.5	36.51	16.53	2.03	31.55	-	-	P	H	
		152.58	31.4	-12.1	43.5	43.71	16.94	2.25	31.5	100	0	P	H	
		298.38	26.67	-19.33	46	35.97	19.14	2.86	31.3	-	-	P	H	
		386.1	27.31	-18.69	46	34.04	21.16	3.26	31.15	-	-	P	H	
		776.7	30.18	-15.82	46	28.37	27.96	4.46	30.61	-	-	P	H	
		966.4	32.96	-21.04	54	27.53	30.88	5.06	30.51	-	-	P	H	
														H
														H
														H
														H
														H
														H
														H
			30	31.57	-8.43	40	36.99	24.6	1.33	31.35	100	0	P	V
			73.74	29.2	-10.8	40	46.41	12.67	1.71	31.59	-	-	P	V
			96.42	30.49	-13.01	43.5	44.98	15.33	1.74	31.56	-	-	P	V
			388.9	26.01	-19.99	46	32.62	21.27	3.27	31.15	-	-	P	V
			737.5	29.23	-16.77	46	27.96	27.55	4.37	30.65	-	-	P	V
			945.4	32.05	-13.95	46	27.39	30.13	5.05	30.52	-	-	P	V
														V
													V	
													V	
													V	
													V	
													V	
Remark	1. No other spurious found. 2. All results are PASS against limit line.													



**Note symbol**

*	<b>Fundamental Frequency</b> which can be ignored. However, the level of any unwanted emissions shall not exceed the level of the fundamental frequency.
!	Test result is <b>over limit</b> line.
P/A	<b>Peak</b> or <b>Average</b>
H/V	<b>Horizontal</b> or <b>Vertical</b>





A calculation example for radiated spurious emission is shown as below:

WIFI	Note	Frequency	Level	Over	Limit	Read	Antenna	Path	Preamp	Ant	Table	Peak	Pol.
Ant.				Limit	Line	Level	Factor	Loss	Factor	Pos	Pos	Avg.	
1		( MHz )	( dBμV/m )	( dB )	( dBμV/m )	( dBμV )	( dB/m )	( dB )	( dB )	( cm )	( deg )	(P/A)	(H/V)
802.11b		2390	55.45	-18.55	74	54.51	32.22	4.58	35.86	103	308	P	H
CH 01													
2412MHz		2390	43.54	-10.46	54	42.6	32.22	4.58	35.86	103	308	A	H

1. Path Loss(dB) = Cable loss(dB) + Filter loss(dB) + Attenuator loss(dB)
2. Level(dBμV/m) = Antenna Factor(dB/m) + Path Loss(dB) + Read Level(dBμV) - Preamp Factor(dB)
3. Over Limit(dB) = Level(dBμV/m) – Limit Line(dBμV/m)

**For Peak Limit @ 2390MHz:**

1. Level(dBμV/m)  
= Antenna Factor(dB/m) + Path Loss(dB) + Read Level(dBμV) - Preamp Factor(dB)  
= 32.22(dB/m) + 4.58(dB) + 54.51(dBμV) – 35.86 (dB)  
= 55.45 (dBμV/m)
2. Over Limit(dB)  
= Level(dBμV/m) – Limit Line(dBμV/m)  
= 55.45(dBμV/m) – 74(dBμV/m)  
= -18.55(dB)

**For Average Limit @ 2390MHz:**

1. Level(dBμV/m)  
= Antenna Factor(dB/m) + Path Loss(dB) + Read Level(dBμV) - Preamp Factor(dB)  
= 32.22(dB/m) + 4.58(dB) + 42.6(dBμV) – 35.86 (dB)  
= 43.54 (dBμV/m)
2. Over Limit(dB) = Level(dBμV/m) – Limit Line(dBμV/m)  
= 43.54(dBμV/m) – 54(dBμV/m)  
= -10.46(dB)

**Both peak and average measured complies with the limit line, so test result is “PASS”.**



### Appendix C. Radiated Spurious Emission Plots

Test Engineer :	Jesse Wang, Stan Hsieh, and Nick Yu	Temperature :	24~26°C
		Relative Humidity :	51~53%

Note symbol

-L	Low channel location
-R	High channel location



<CDD Mode>

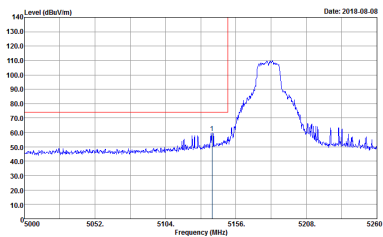
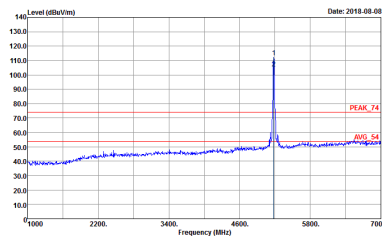
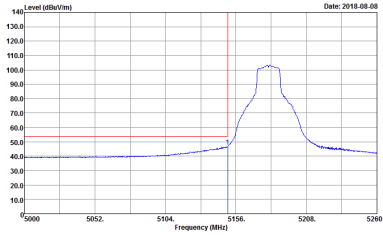
<For Earphone 1>

Band 1 - 5150~5250MHz

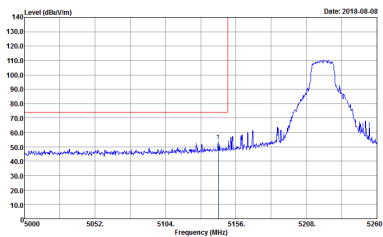
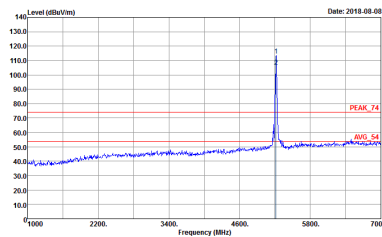
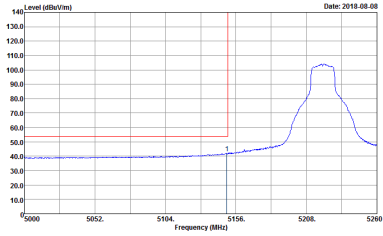
WIFI 802.11a (Band Edge @ 3m)

WIFI	Band 1 5150~5250MHz Band Edge @ 3m	
ANT	802.11a CH36 5180MHz	
1	Horizontal	Fundamental
Peak	<p>Site : 03CH07-HY Condition : PEAK_BE_74 3m HF_ANT_00075962 HORIZONTAL Detector : Peak Project : 872506 Mode : 1</p>	<p>Site : 03CH07-HY Condition : PEAK_74 3m HF_ANT_00075962 HORIZONTAL Detector : Peak Project : 872506 Mode : 1</p>
Avg.	<p>Site : 03CH07-HY Condition : AVG_BE_54 3m HF_ANT_00075962 HORIZONTAL Detector : Peak Project : 872506 Mode : 1</p>	Left blank

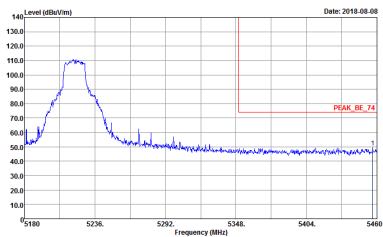
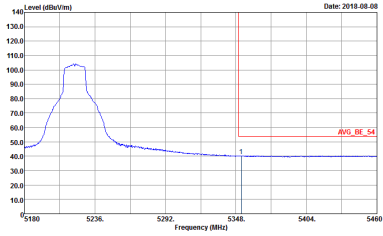


WIFI	Band 1 5150~5250MHz Band Edge @ 3m	
ANT	802.11a CH36 5180MHz	
1	Vertical	Fundamental
Peak	 <p>Site : 03CH07-HY            Condition : PEAK_BE_74 3m HF_ANT_00075962 VERTICAL            Detector : Peak            Project : 872506            Mode : 1</p>	 <p>Site : 03CH07-HY            Condition : PEAK_74 3m HF_ANT_00075962 VERTICAL            Detector : Peak            Project : 872506            Mode : 1</p>
Avg.	 <p>Site : 03CH07-HY            Condition : AVG_BE_54 3m HF_ANT_00075962 VERTICAL            Detector : Peak            Project : 872506            Mode : 1</p>	Left blank

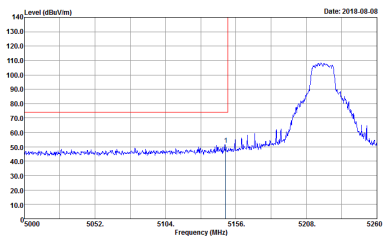
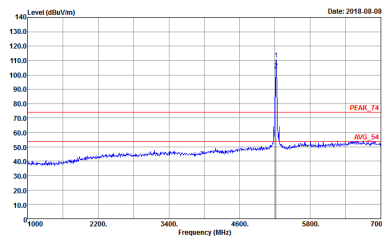
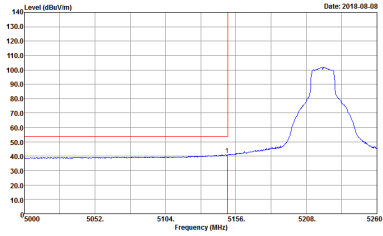


WIFI	Band 1 5150~5250MHz Band Edge @ 3m	
ANT	802.11a CH44 5220MHz - L	
1	Horizontal	Fundamental
Peak	 <p>Date: 2018.08.08</p> <p>Site : 03CH07-HY            Condition : PEAK_BE_74 3m HF_ANT_00075962 HORIZONTAL            RBW:1000.000kHz VBW:3000.000kHz SMT:Auto            Detector : Peak            Project : 872506            Mode : 2</p>	 <p>Date: 2018.08.08</p> <p>Site : 03CH07-HY            Condition : PEAK_74 3m HF_ANT_00075962 HORIZONTAL            RBW:1000.000kHz VBW:3000.000kHz SMT:Auto            Detector : Peak            Project : 872506            Mode : 2</p>
Avg.	 <p>Date: 2018.08.08</p> <p>Site : 03CH07-HY            Condition : AVG_BE_54 3m HF_ANT_00075962 HORIZONTAL            RBW:1000.000kHz VBW:1.000kHz SMT:Auto            Detector : Peak            Project : 872506            Mode : 2</p>	Left blank

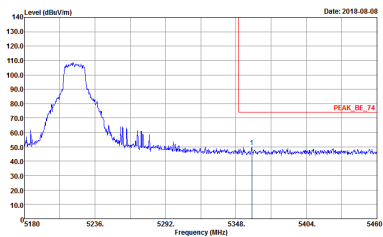
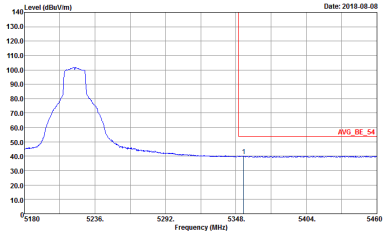


WIFI	Band 1 5150~5250MHz Band Edge @ 3m	
ANT	802.11a CH44 5220MHz - R	
1	Horizontal	Fundamental
<p><b>Peak</b></p>	 <p>Site : 03CH07-HY            Condition : PEAK_BE_74 3m HF_ANT_00075962 HORIZONTAL            Detector : Peak            Project : 872506            Mode : 2</p>	<p>Left blank</p>
<p><b>Avg.</b></p>	 <p>Site : 03CH07-HY            Condition : AVG_BE_54 3m HF_ANT_00075962 HORIZONTAL            Detector : Peak            Project : 872506            Mode : 2</p>	<p>Left blank</p>



WIFI	Band 1 5150~5250MHz Band Edge @ 3m	
ANT	802.11a CH44 5220MHz - L	
1	Vertical	Fundamental
Peak	 <p>Site : 03CH07-HY            Condition : PEAK_BE_74 3m HF_ANT_00075962 VERTICAL            Detector : Peak            Project : 872506            Mode : 2</p>	 <p>Site : 03CH07-HY            Condition : PEAK_74 3m HF_ANT_00075962 VERTICAL            Detector : Peak            Project : 872506            Mode : 2</p>
Avg.	 <p>Site : 03CH07-HY            Condition : AVG_BE_54 3m HF_ANT_00075962 VERTICAL            Detector : Peak            Project : 872506            Mode : 2</p>	Left blank



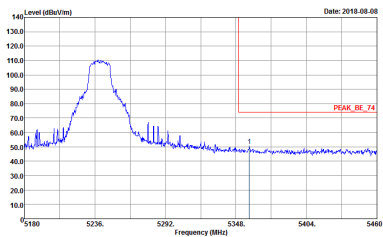
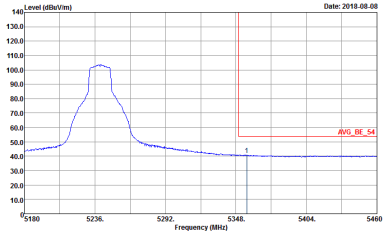
WIFI	Band 1 5150~5250MHz Band Edge @ 3m	
ANT	802.11a CH44 5220MHz - R	
1	Vertical	Fundamental
<p><b>Peak</b></p>	 <p>Site : 03CH07-HY            Condition : PEAK_BE_74 3m HF_ANT_00075962 VERTICAL            Detector : Peak            Project : 872506            Mode : 2</p>	<p>Left blank</p>
<p><b>Avg.</b></p>	 <p>Site : 03CH07-HY            Condition : AVG_BE_54 3m HF_ANT_00075962 VERTICAL            Detector : Peak            Project : 872506            Mode : 2</p>	<p>Left blank</p>



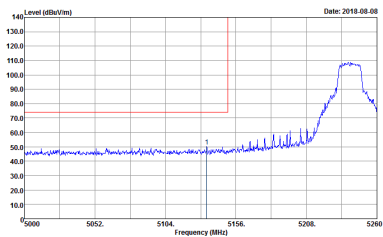
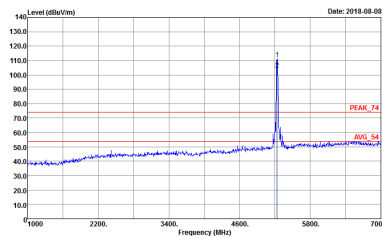
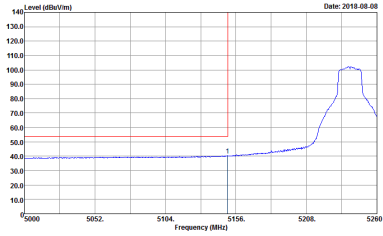


WIFI	Band 1 5150~5250MHz Band Edge @ 3m	
ANT	802.11a CH48 5240MHz - L	
1	Horizontal	Fundamental
<p><b>Peak</b></p>		
<p><b>Avg.</b></p>		<p>Left blank</p>

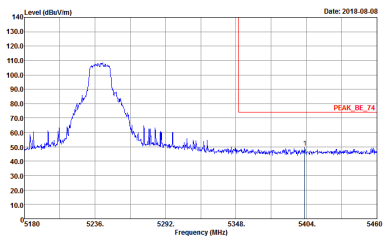
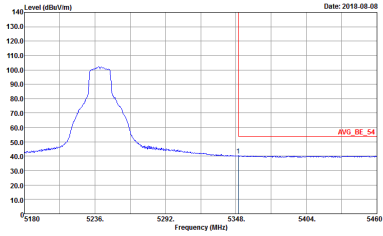


WIFI	Band 1 5150~5250MHz Band Edge @ 3m	
ANT	802.11a CH48 5240MHz - R	
1	Horizontal	Fundamental
<p><b>Peak</b></p>	 <p>Site : 03CH07-HY            Condition : PEAK_BE_74 3m HF_ANT_00075962 HORIZONTAL            Detector : Peak            Project : 872506            Mode : 3</p>	<p>Left blank</p>
<p><b>Avg.</b></p>	 <p>Site : 03CH07-HY            Condition : AVG_BE_54 3m HF_ANT_00075962 HORIZONTAL            Detector : Peak            Project : 872506            Mode : 3</p>	<p>Left blank</p>



WIFI	Band 1 5150~5250MHz Band Edge @ 3m	
ANT	802.11a CH48 5240MHz - L	
1	Vertical	Fundamental
Peak	 <p>Site : 03CH07-HY            Condition : PEAK_BE_74 3m HF_ANT_00075962 VERTICAL            Detector : Peak            Project : 872506            Mode : 3</p>	 <p>Site : 03CH07-HY            Condition : PEAK_74 3m HF_ANT_00075962 VERTICAL            Detector : Peak            Project : 872506            Mode : 3</p>
Avg.	 <p>Site : 03CH07-HY            Condition : AVG_BE_54 3m HF_ANT_00075962 VERTICAL            Detector : Peak            Project : 872506            Mode : 3</p>	Left blank



WIFI	Band 1 5150~5250MHz Band Edge @ 3m	
ANT	802.11a CH48 5240MHz - R	
1	Vertical	Fundamental
<p><b>Peak</b></p>	 <p>Site : 03CH07-HY            Condition : PEAK_BE_74 3m HF_ANT_00075962 VERTICAL            Detector : Peak            Project : 872506            Mode : 3</p>	<p>Left blank</p>
<p><b>Avg.</b></p>	 <p>Site : 03CH07-HY            Condition : AVG_BE_54 3m HF_ANT_00075962 VERTICAL            Detector : Peak            Project : 872506            Mode : 3</p>	<p>Left blank</p>



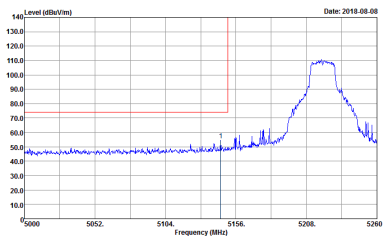
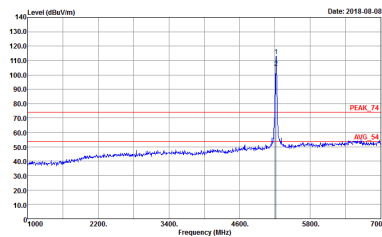
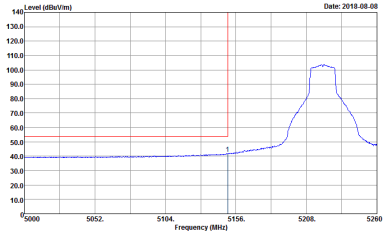
**Band 1 5150~5250MHz**  
**WIFI 802.11ac VHT20 (Band Edge @ 3m)**

WIFI	Band 1 5150~5250MHz Band Edge @ 3m	
ANT	802.11ac VHT20 CH36 5180MHz	
1	Horizontal	Fundamental
<b>Peak</b>	<p>Site : 03CH07-HY            Condition : PEAK_BE_74 3m HF_ANT_00075962 HORIZONTAL            Detector : Peak            Project : 872506            Mode : 4</p>	<p>Site : 03CH07-HY            Condition : PEAK_74 3m HF_ANT_00075962 HORIZONTAL            Detector : Peak            Project : 872506            Mode : 4</p>
<b>Avg.</b>	<p>Site : 03CH07-HY            Condition : AVG_BE_54 3m HF_ANT_00075962 HORIZONTAL            Detector : Peak            Project : 872506            Mode : 4</p>	<b>Left blank</b>

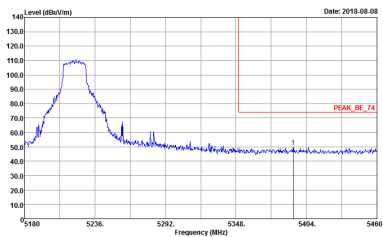
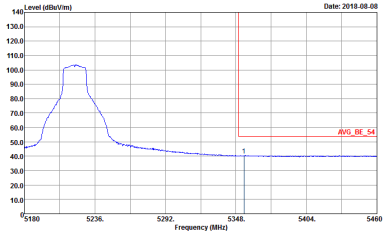


WIFI	Band 1 5150~5250MHz Band Edge @ 3m	
ANT	802.11ac VHT20 CH36 5180MHz	
1	Vertical	Fundamental
Peak	<p>           Site : 03CH07-HY            Condition : PEAK_BE_74 3m HF_ANT_00075962 VERTICAL            Detector : Peak            Project : 872506            Mode : 4         </p>	<p>           Site : 03CH07-HY            Condition : PEAK_74 3m HF_ANT_00075962 VERTICAL            Detector : Peak            Project : 872506            Mode : 4         </p>
Avg.	<p>           Site : 03CH07-HY            Condition : AVG_BE_54 3m HF_ANT_00075962 VERTICAL            Detector : Peak            Project : 872506            Mode : 4         </p>	Left blank



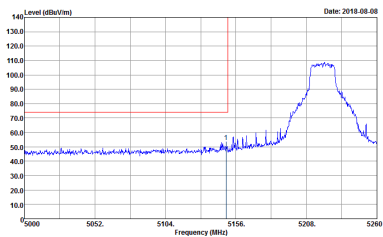
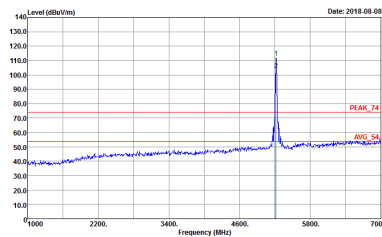
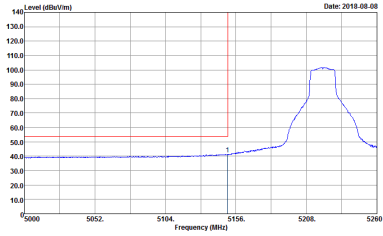
WIFI	Band 1 5150~5250MHz Band Edge @ 3m	
ANT	802.11ac VHT20 CH44 5220MHz - L	
1	Horizontal	Fundamental
Peak	 <p>Date: 2018.08.08</p> <p>Site : 03CH07-HY            Condition : PEAK_BE_74 3m HF_ANT_00075962 HORIZONTAL            RBW:1000.000kHz VBW:3000.000kHz SMT:Auto            Detector : Peak            Project : 872506            Mode : 5</p>	 <p>Date: 2018.08.08</p> <p>Site : 03CH07-HY            Condition : PEAK_74 3m HF_ANT_00075962 HORIZONTAL            RBW:1000.000kHz VBW:3000.000kHz SMT:Auto            Detector : Peak            Project : 872506            Mode : 5</p>
Avg.	 <p>Date: 2018.08.08</p> <p>Site : 03CH07-HY            Condition : AVG_BE_54 3m HF_ANT_00075962 HORIZONTAL            RBW:1000.000kHz VBW:1.000kHz SMT:Auto            Detector : Peak            Project : 872506            Mode : 5</p>	Left blank



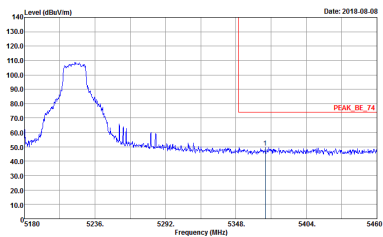
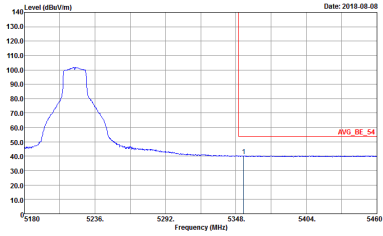
WIFI	Band 1 5150~5250MHz Band Edge @ 3m	
ANT	802.11ac VHT20 CH44 5220MHz - R	
1	Horizontal	Fundamental
<p><b>Peak</b></p>	 <p>Site : 03CH07-HY            Condition : PEAK_BE_74 3m HF_ANT_00075962 HORIZONTAL            Detector : Peak            Project : 872506            Mode : S</p>	<p>Left blank</p>
<p><b>Avg.</b></p>	 <p>Site : 03CH07-HY            Condition : AVG_BE_54 3m HF_ANT_00075962 HORIZONTAL            Detector : Peak            Project : 872506            Mode : S</p>	<p>Left blank</p>



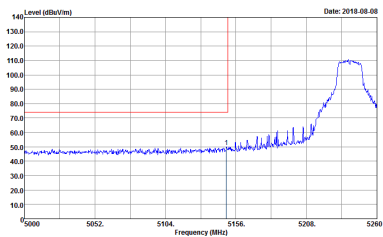
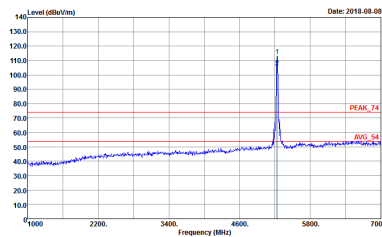
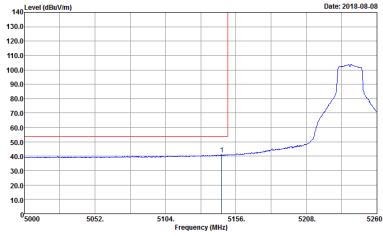


WIFI	Band 1 5150~5250MHz Band Edge @ 3m	
ANT	802.11ac VHT20 CH44 5220MHz - L	
1	Vertical	Fundamental
Peak	 <p>Date: 2018.08.08</p> <p>Site : 03CH07-HY            Condition : PEAK_BE_74 3m HF_ANT_00075962 VERTICAL            Detector : Peak            Project : 872506            Mode : 5</p>	 <p>Date: 2018.08.08</p> <p>Site : 03CH07-HY            Condition : PEAK_74 3m HF_ANT_00075962 VERTICAL            Detector : Peak            Project : 872506            Mode : 5</p>
Avg.	 <p>Date: 2019.08.08</p> <p>Site : 03CH07-HY            Condition : AVG_BE_54 3m HF_ANT_00075962 VERTICAL            Detector : Peak            Project : 872506            Mode : 5</p>	Left blank

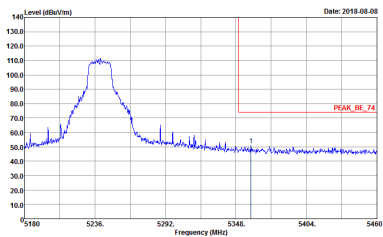
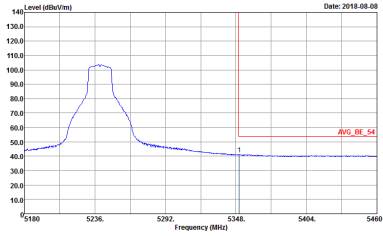


WIFI	Band 1 5150~5250MHz Band Edge @ 3m	
ANT	802.11ac VHT20 CH44 5220MHz - R	
1	Vertical	Fundamental
<p><b>Peak</b></p>	 <p>Site : 03CH07-HY            Condition : PEAK_BE_74 3m HF_ANT_00075962 VERTICAL            Detector : Peak            Project : 872506            Mode : S</p>	<p>Left blank</p>
<p><b>Avg.</b></p>	 <p>Site : 03CH07-HY            Condition : AVG_BE_54 3m HF_ANT_00075962 VERTICAL            Detector : Peak            Project : 872506            Mode : S</p>	<p>Left blank</p>

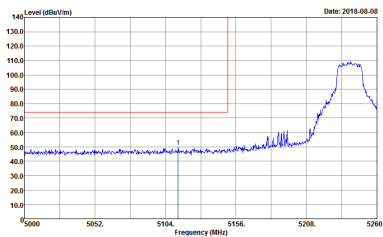
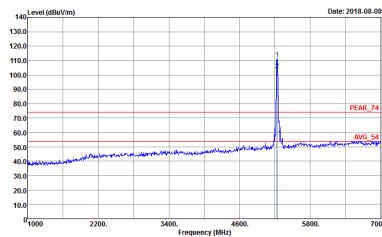
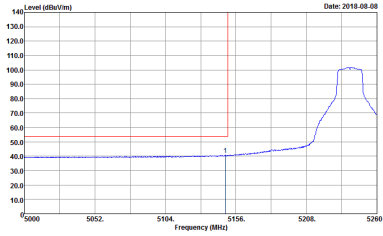


WIFI	Band 1 5150~5250MHz Band Edge @ 3m	
ANT	802.11ac VHT20 CH48 5240MHz - L	
1	Horizontal	Fundamental
Peak	 <p>Site : 03CH07-HY            Condition : PEAK_BE_74 3m HF_ANT_00075962 HORIZONTAL            Detector : Peak            Project : 872506            Mode : 6</p>	 <p>Site : 03CH07-HY            Condition : PEAK_74 3m HF_ANT_00075962 HORIZONTAL            Detector : Peak            Project : 872506            Mode : 6</p>
Avg.	 <p>Site : 03CH07-HY            Condition : AVG_BE_54 3m HF_ANT_00075962 HORIZONTAL            Detector : Peak            Project : 872506            Mode : 6</p>	Left blank

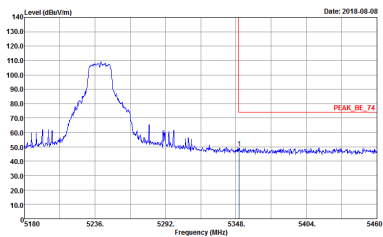
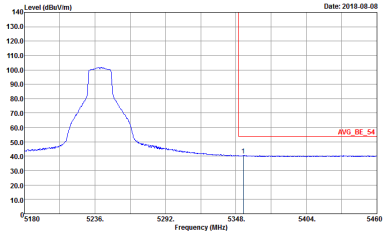


WIFI	Band 1 5150~5250MHz Band Edge @ 3m	
ANT	802.11ac VHT20 CH48 5240MHz - R	
1	Horizontal	Fundamental
<p><b>Peak</b></p>	 <p>Site : 03CH07-HY            Condition : PEAK_BE_74 3m HF_ANT_00075962 HORIZONTAL            Detector : Peak            Project : 872506            Mode : 6</p>	<p>Left blank</p>
<p><b>Avg.</b></p>	 <p>Site : 03CH07-HY            Condition : AVG_BE_54 3m HF_ANT_00075962 HORIZONTAL            Detector : Peak            Project : 872506            Mode : 6</p>	<p>Left blank</p>



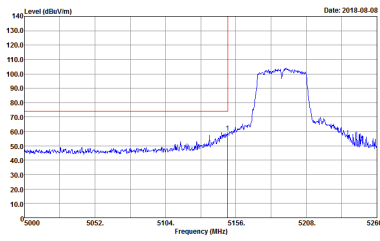
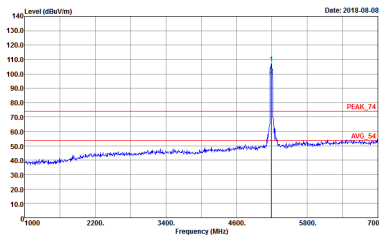
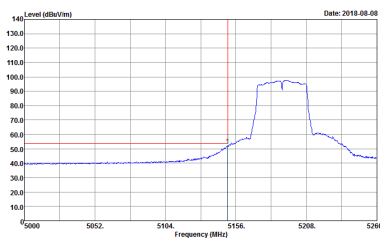
WIFI	Band 1 5150~5250MHz Band Edge @ 3m	
ANT	802.11ac VHT20 CH48 5240MHz - L	
1	Vertical	Fundamental
Peak	 <p>Site : 03CH07-HY            Condition : PEAK_BE_74 3m HF_ANT_00075962 VERTICAL            Detector : Peak            Project : 872506            Mode : 6</p>	 <p>Site : 03CH07-HY            Condition : PEAK_74 3m HF_ANT_00075962 VERTICAL            Detector : Peak            Project : 872506            Mode : 6</p>
Avg.	 <p>Site : 03CH07-HY            Condition : AVG_BE_54 3m HF_ANT_00075962 VERTICAL            Detector : Peak            Project : 872506            Mode : 6</p>	Left blank



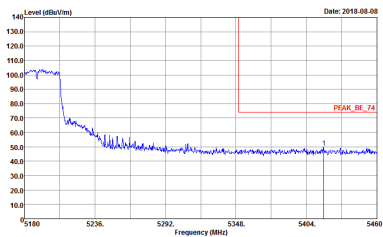
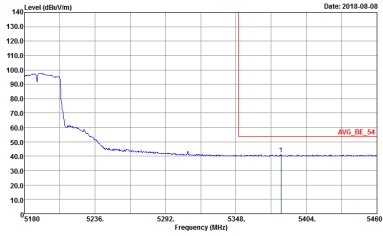
WIFI	Band 1 5150~5250MHz Band Edge @ 3m	
ANT	802.11ac VHT20 CH48 5240MHz - R	
1	Vertical	Fundamental
<p><b>Peak</b></p>	 <p>Site : 03CH07-HY            Condition : PEAK_BE_74 3m HF_ANT_00075962 VERTICAL            Detector : Peak            Project : 872506            Mode : 6</p>	<p>Left blank</p>
<p><b>Avg.</b></p>	 <p>Site : 03CH07-HY            Condition : AVG_BE_54 3m HF_ANT_00075962 VERTICAL            Detector : Peak            Project : 872506            Mode : 6</p>	<p>Left blank</p>



**Band 1 5150~5250MHz**  
**WIFI 802.11ac VHT40 (Band Edge @ 3m)**

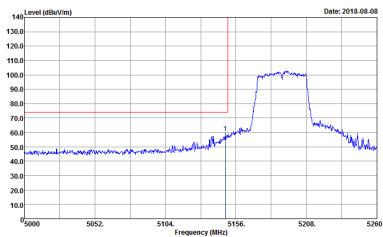
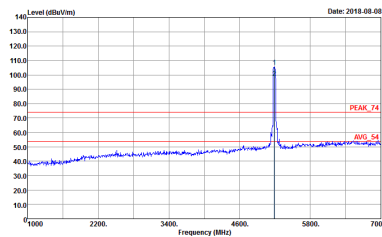
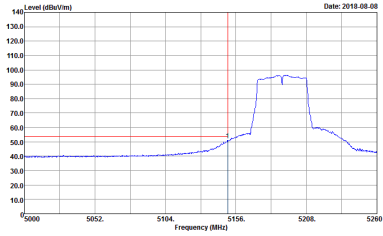
WIFI	Band 1 5150~5250MHz Band Edge @ 3m	
ANT	802.11ac VHT40 CH38 5190MHz - L	
1	Horizontal	Fundamental
<p align="center"><b>Peak</b></p>	 <p>Site : 03CH07-HY            Condition : PEAK_BE_74 3m HF_ANT_00075962 HORIZONTAL            RBW:1000.000kHz VBW:3000.000kHz SMT:Auto            Detector : Peak            Project : 872506            Mode : 7</p>	 <p>Site : 03CH07-HY            Condition : PEAK_74 3m HF_ANT_00075962 HORIZONTAL            RBW:1000.000kHz VBW:3000.000kHz SMT:Auto            Detector : Peak            Project : 872506            Mode : 7</p>
<p align="center"><b>Avg.</b></p>	 <p>Site : 03CH07-HY            Condition : AVG_BE_54 3m HF_ANT_00075962 HORIZONTAL            RBW:1000.000kHz VBW:3.000kHz SMT:Auto            Detector : Peak            Project : 872506            Mode : 7</p>	<p align="center"><b>Left blank</b></p>



WIFI	Band 1 5150~5250MHz Band Edge @ 3m	
ANT	802.11ac VHT40 CH38 5190MHz - R	
1	Horizontal	Fundamental
<p><b>Peak</b></p>	 <p>Site : 03CH07-HY            Condition : PEAK_BE_74 3m HF_ANT_00075962 HORIZONTAL            Detector : Peak            Project : 872506            Mode : 7</p>	<p>Left blank</p>
<p><b>Avg.</b></p>	 <p>Site : 03CH07-HY            Condition : AVG_BE_54 3m HF_ANT_00075962 HORIZONTAL            Detector : Peak            Project : 872506            Mode : 7</p>	<p>Left blank</p>



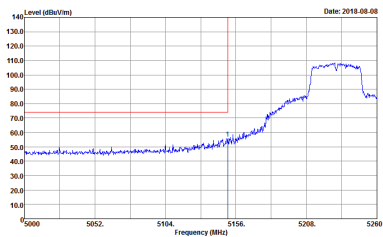
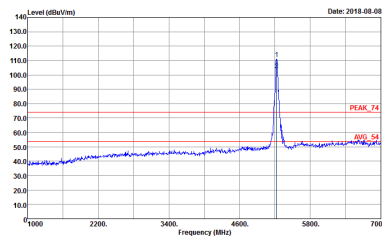
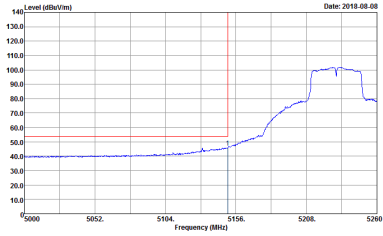


WIFI	Band 1 5150~5250MHz Band Edge @ 3m	
ANT	802.11ac VHT40 CH38 5190MHz - L	
1	Vertical	Fundamental
Peak	 <p>Site : 03CH07-HY            Condition : PEAK_BE_74 3m HF_ANT_00075962 VERTICAL            Detector : Peak            Project : 872506            Mode : 7</p>	 <p>Site : 03CH07-HY            Condition : PEAK_74 3m HF_ANT_00075962 VERTICAL            Detector : Peak            Project : 872506            Mode : 7</p>
Avg.	 <p>Site : 03CH07-HY            Condition : AVG_BE_54 3m HF_ANT_00075962 VERTICAL            Detector : Peak            Project : 872506            Mode : 7</p>	Left blank

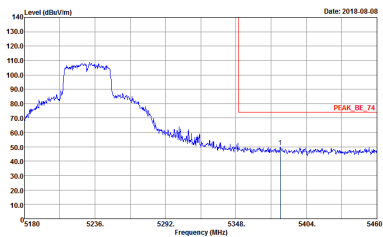
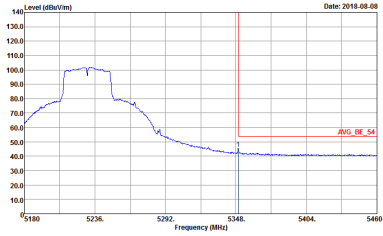


WIFI	Band 1 5150~5250MHz Band Edge @ 3m	
ANT	802.11ac VHT40 CH38 5190MHz - R	
1	Vertical	Fundamental
<p><b>Peak</b></p>		<p>Left blank</p>
<p><b>Avg.</b></p>		<p>Left blank</p>

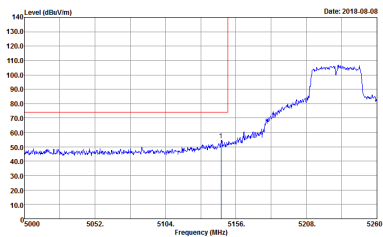
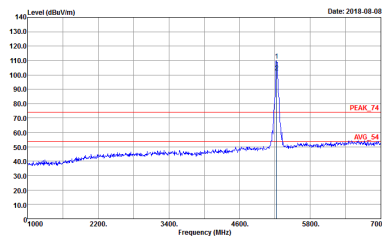
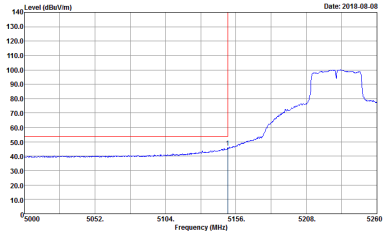


WIFI	Band 1 5150~5250MHz Band Edge @ 3m	
ANT	802.11ac VHT40 CH46 5230MHz - L	
1	Horizontal	Fundamental
Peak	 <p>Date: 2018.08.08</p> <p>Site : 03CH07-HY            Condition : PEAK_BE_74 3m HF_ANT_00075962 HORIZONTAL            Detector : Peak            Project : 872506            Mode : 8</p>	 <p>Date: 2018.08.08</p> <p>Site : 03CH07-HY            Condition : PEAK_74 3m HF_ANT_00075962 HORIZONTAL            Detector : Peak            Project : 872506            Mode : 8</p>
Avg.	 <p>Date: 2018.08.08</p> <p>Site : 03CH07-HY            Condition : AVG_BE_54 3m HF_ANT_00075962 HORIZONTAL            Detector : Peak            Project : 872506            Mode : 8</p>	Left blank

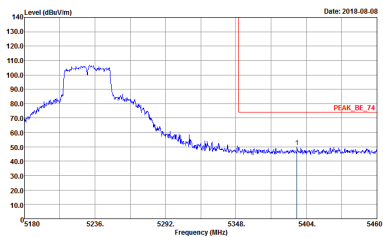
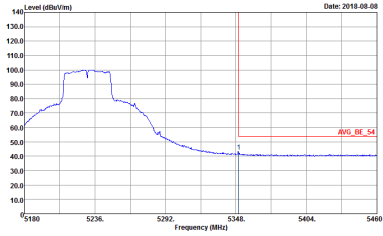


WIFI	Band 1 5150~5250MHz Band Edge @ 3m	
ANT	802.11ac VHT40 CH46 5230MHz - R	
1	Horizontal	Fundamental
<p><b>Peak</b></p>	 <p>Site : 03CH07-HY            Condition : PEAK_BE_74 3m HF_ANT_00075962 HORIZONTAL            Detector : Peak            Project : 872506            Mode : B</p>	<p>Left blank</p>
<p><b>Avg.</b></p>	 <p>Site : 03CH07-HY            Condition : AVG_BE_54 3m HF_ANT_00075962 HORIZONTAL            Detector : Peak            Project : 872506            Mode : B</p>	<p>Left blank</p>



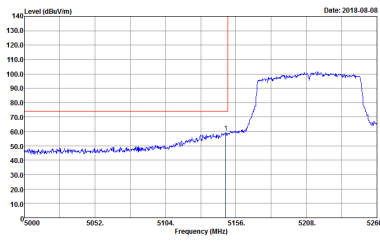
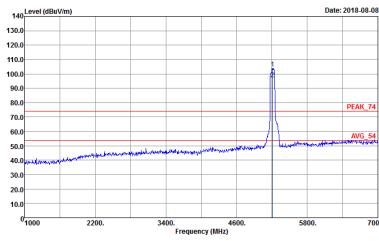
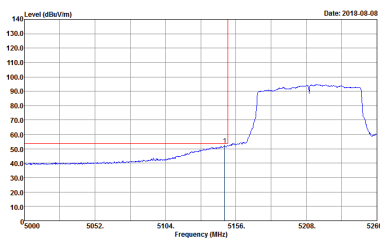
WIFI	Band 1 5150~5250MHz Band Edge @ 3m	
ANT	802.11ac VHT40 CH46 5230MHz - L	
1	Vertical	Fundamental
Peak	 <p>Site : 03CH07-HY            Condition : PEAK_BE_74 3m HF_ANT_00075962 VERTICAL            Detector : Peak            Project : 872506            Mode : 8</p>	 <p>Site : 03CH07-HY            Condition : PEAK_74 3m HF_ANT_00075962 VERTICAL            Detector : Peak            Project : 872506            Mode : 8</p>
Avg.	 <p>Site : 03CH07-HY            Condition : AVG_BE_54 3m HF_ANT_00075962 VERTICAL            Detector : Peak            Project : 872506            Mode : 8</p>	Left blank



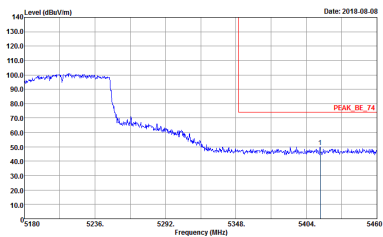
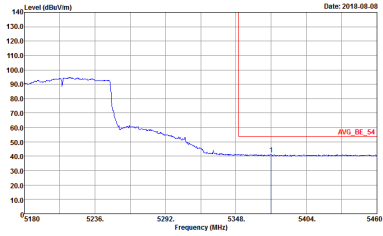
WIFI	Band 1 5150~5250MHz Band Edge @ 3m	
ANT	802.11ac VHT40 CH46 5230MHz - R	
1	Vertical	Fundamental
<p><b>Peak</b></p>	 <p>Site : 03CH07-HY            Condition : PEAK_BE_74 3m HF_ANT_00075962 VERTICAL            Detector : Peak            Project : 872506            Mode : B</p>	<p>Left blank</p>
<p><b>Avg.</b></p>	 <p>Site : 03CH07-HY            Condition : AVG_BE_54 3m HF_ANT_00075962 VERTICAL            Detector : Peak            Project : 872506            Mode : B</p>	<p>Left blank</p>



**Band 1 5150~5250MHz**  
**WIFI 802.11ac VHT80 (Band Edge @ 3m)**

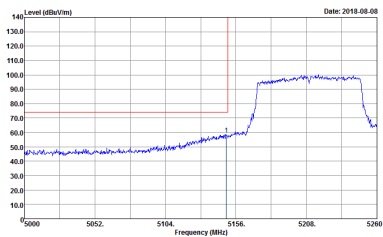
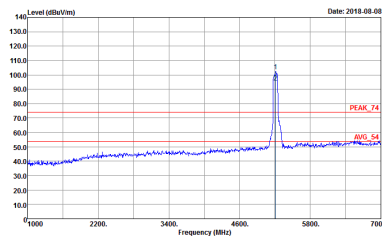
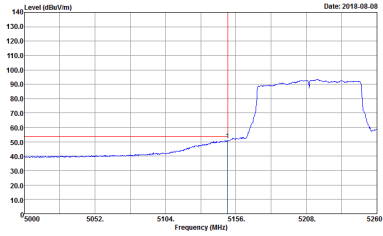
WIFI	Band 1 5150~5250MHz Band Edge @ 3m	
ANT	802.11ac VHT80 CH42 5210MHz - L	
1	Horizontal	Fundamental
<p align="center"><b>Peak</b></p>	 <p>140 Level (dBu/m) Date: 2018-08-08            130.0 120.0 110.0 100.0 90.0 80.0 70.0 60.0 50.0 40.0 30.0 20.0 10.0</p> <p>Site : 03CH07-HY            Condition : PEAK_BE_74 3m HF_ANT_00075962 HORIZONTAL            RBW:1000.000kHz VBW:3000.000kHz SMT:Auto            Detector : Peak            Project : 872506            Mode : 9</p>	 <p>140 Level (dBu/m) Date: 2018-08-08            130.0 120.0 110.0 100.0 90.0 80.0 70.0 60.0 50.0 40.0 30.0 20.0 10.0</p> <p>Site : 03CH07-HY            Condition : PEAK_74 3m HF_ANT_00075962 HORIZONTAL            RBW:1000.000kHz VBW:3000.000kHz SMT:Auto            Detector : Peak            Project : 872506            Mode : 9</p>
<p align="center"><b>Avg.</b></p>	 <p>140 Level (dBu/m) Date: 2018-08-08            130.0 120.0 110.0 100.0 90.0 80.0 70.0 60.0 50.0 40.0 30.0 20.0 10.0</p> <p>Site : 03CH07-HY            Condition : AVG_BE_54 3m HF_ANT_00075962 HORIZONTAL            RBW:1000.000kHz VBW:3.000kHz SMT:Auto            Detector : Peak            Project : 872506            Mode : 9</p>	<p align="center"><b>Left blank</b></p>



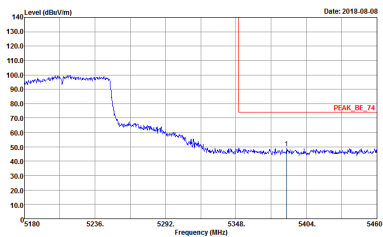
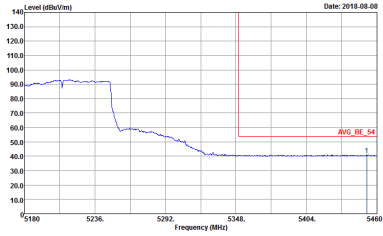
WIFI	Band 1 5150~5250MHz Band Edge @ 3m	
ANT	802.11ac VHT80 CH42 5210MHz - R	
1	Horizontal	Fundamental
<p><b>Peak</b></p>	 <p>Site : 03CH07-HY            Condition : PEAK_BE_74 3m HF_ANT_00075962 HORIZONTAL            Detector : Peak            Project : 872506            Mode : 9</p>	<p>Left blank</p>
<p><b>Avg.</b></p>	 <p>Site : 03CH07-HY            Condition : AVG_BE_54 3m HF_ANT_00075962 HORIZONTAL            Detector : Peak            Project : 872506            Mode : 9</p>	<p>Left blank</p>





WIFI	Band 1 5150~5250MHz Band Edge @ 3m	
ANT	802.11ac VHT80 CH42 5210MHz - L	
1	Vertical	Fundamental
Peak	 <p>Site : 03CH07-HY            Condition : PEAK_BE_74 3m HF_ANT_00075962 VERTICAL            Detector : Peak            Project : 872506            Mode : 9</p>	 <p>Site : 03CH07-HY            Condition : PEAK_74 3m HF_ANT_00075962 VERTICAL            Detector : Peak            Project : 872506            Mode : 9</p>
Avg.	 <p>Site : 03CH07-HY            Condition : AVG_BE_54 3m HF_ANT_00075962 VERTICAL            Detector : Peak            Project : 872506            Mode : 9</p>	Left blank



WIFI	Band 1 5150~5250MHz Band Edge @ 3m	
ANT	802.11ac VHT80 CH42 5210MHz - R	
1	Vertical	Fundamental
<p><b>Peak</b></p>	 <p>Site : 03CH07-HY            Condition : PEAK_BE_74 3m HF_ANT_00075962 VERTICAL            Detector : Peak            Project : 872506            Mode : 9</p>	<p>Left blank</p>
<p><b>Avg.</b></p>	 <p>Site : 03CH07-HY            Condition : AVG_BE_54 3m HF_ANT_00075962 VERTICAL            Detector : Peak            Project : 872506            Mode : 9</p>	<p>Left blank</p>