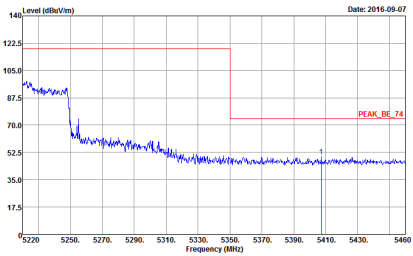
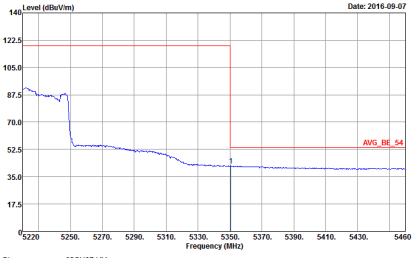




WIFI	Band 1 5150~5250MHz Band Edge @ 3m	
ANT	802.11ac VHT80 CH42 5210MHz - L	
1+2	Vertical	Fundamental
Peak	<p>Date: 2016-09-07</p> <p>PEAK_BE_74</p> <p>Site : 03CH07-HY Condition : PEAK_BE_74 3m HF-ANT_130829 VERTICAL RBW:1000.000kHz VBW:3000.000kHz SWT:Auto Detector : Peak Project : 672834 Mode : 32 : 65</p>	<p>Date: 2016-09-07</p> <p>PEAK_74</p> <p>AVG_54</p> <p>Site : 03CH07-HY Condition : PEAK_74 3m HF-ANT_130829 VERTICAL RBW:1000.000kHz VBW:3000.000kHz SWT:Auto Detector : Peak Project : 672834 Mode : 32 : 65</p>
Avg.	<p>Date: 2016-09-07</p> <p>AVG_BE_54</p> <p>Site : 03CH07-HY Condition : AVG_BE_54 3m HF-ANT_130829 VERTICAL RBW:1000.000kHz VBW:3000.000kHz SWT:Auto Detector : Peak Project : 672834 Mode : 32 : 65</p>	Left blank



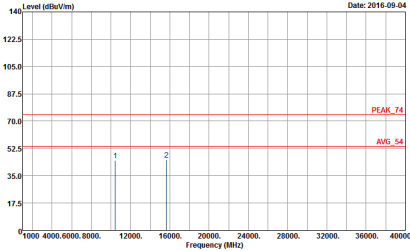
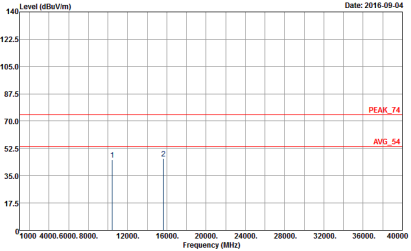
WIFI	Band 1 5150~5250MHz Band Edge @ 3m	
ANT	802.11ac VHT80 CH42 5210MHz - R	
1+2	Vertical	Fundamental
<p>Peak</p>	 <p>Date: 2016-09-07</p> <p>Site : 03CH07-HY Condition : PEAK_BE_74 3m HF-ANT_130829 VERTICAL RBW:1000.000kHz VBW:3000.000kHz SWT:Auto Detector : Peak Project : 672834 Mode : 32 : 65</p>	<p>Left blank</p>
<p>Avg.</p>	 <p>Date: 2016-09-07</p> <p>Site : 03CH07-HY Condition : AVG_BE_54 3m HF-ANT_130829 VERTICAL RBW:1000.000kHz VBW:3000.000kHz SWT:Auto Detector : Peak Project : 672834 Mode : 32 : 65</p>	<p>Left blank</p>



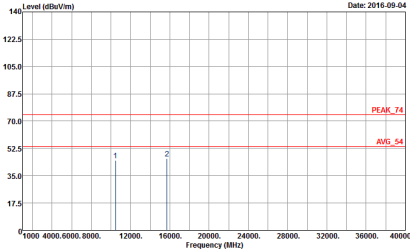
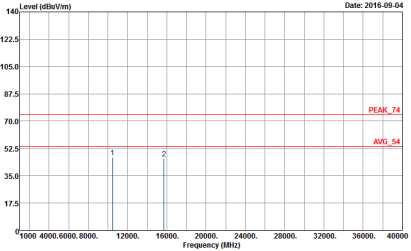
Band 1 - 5150~5250MHz
WIFI 802.11ac VHT20 (Harmonic @ 3m)

Table with 2 main columns: Horizontal and Vertical. Each column contains a spectrum plot showing Level (dBuV/m) vs Frequency (MHz) with peak and average markers. Includes metadata like Site, Condition, Detector, Project, and Mode.



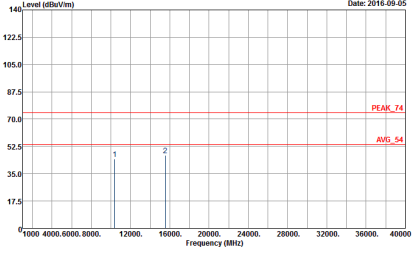
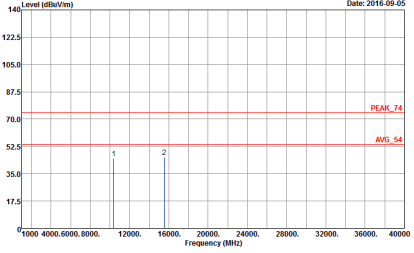
WIFI	Band 1 5150~5250MHz Harmonic @ 3m	
ANT	802.11ac VHT20 CH44 5220MHz	
1+2	Horizontal	Vertical
Peak Avg.	 <p data-bbox="347 748 579 801"> Site : 03CH07.HY Condition : PEAK_74 3m SHF-EHF_131029 HORIZONTAL Detector : Peak Project : 672834 Mode : 28 </p>	 <p data-bbox="946 748 1177 801"> Site : 03CH07.HY Condition : PEAK_74 3m SHF-EHF_131029 VERTICAL Detector : Peak Project : 672834 Mode : 28 </p>



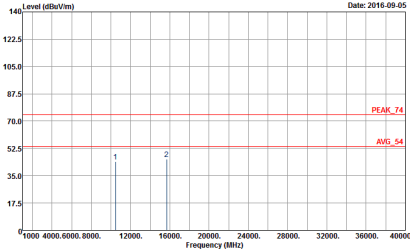
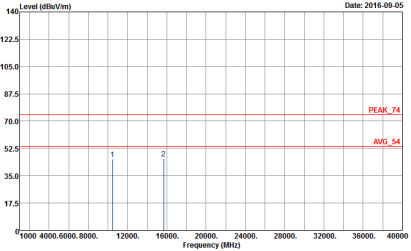
WIFI	Band 1 5150~5250MHz Harmonic @ 3m	
ANT	802.11ac VHT20 CH48 5240MHz	
1+2	Horizontal	Vertical
<p>Peak Avg.</p>	 <p>Site : 03CH07.HY Condition : PEAK_74 3m SHF-EHF_131029 HORIZONTAL Detector : Peak Project : 672834 Mode : 29</p>	 <p>Site : 03CH07.HY Condition : PEAK_74 3m SHF-EHF_131029 VERTICAL Detector : Peak Project : 672834 Mode : 29</p>



Band 1 5150~5250MHz
WIFI 802.11ac VHT40 (Harmonic @ 3m)

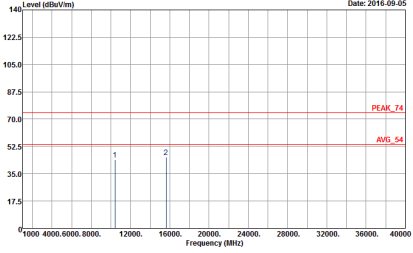
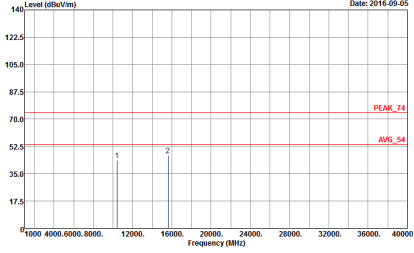
WIFI	Band 1 5150~5250MHz Harmonic @ 3m	
ANT	802.11ac VHT40 CH38 5190MHz	
1+2	Horizontal	Vertical
<p>Peak</p> <p>Avg.</p>	 <p>Site : 03CH07.HY Condition : PEAK_74 3m SHF-EHF_131029 HORIZONTAL Detector : Peak Project : 672834 Mode : 30</p>	 <p>Site : 03CH07.HY Condition : PEAK_74 3m SHF-EHF_131029 VERTICAL Detector : Peak Project : 672834 Mode : 30</p>



WIFI	Band 1 5150~5250MHz Harmonic @ 3m	
ANT	802.11ac VHT40 CH46 5230MHz	
1+2	Horizontal	Vertical
<p>Peak Avg.</p>	 <p>Site : 03CH07.HY Condition : PEAK_74 3m SHF-EHF_131029 HORIZONTAL Detector : Peak Project : 672834 Mode : 31</p>	 <p>Site : 03CH07.HY Condition : PEAK_74 3m SHF-EHF_131029 VERTICAL Detector : Peak Project : 672834 Mode : 31</p>



**Band 1 5150~5250MHz
WIFI 802.11ac VHT80 (Harmonic @ 3m)**

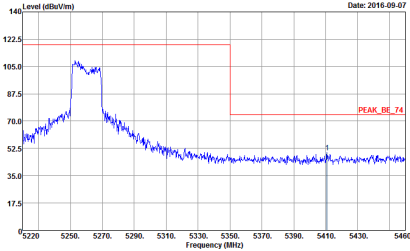
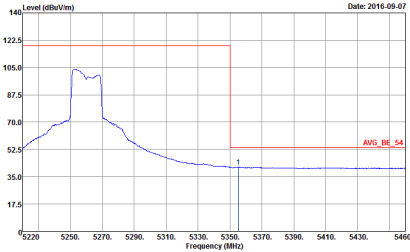
WIFI	Band 1 5150~5250MHz Harmonic @ 3m	
ANT	802.11ac VHT80 CH42 5210MHz	
1+2	Horizontal	Vertical
<p>Peak</p> <p>Avg.</p>	 <p>Site : 03CH07.HY Condition : PEAK_74 3m SHF-EHF_131029 HORIZONTAL Detector : Peak Project : 672834 Mode : 32</p>	 <p>Site : 03CH07.HY Condition : PEAK_74 3m SHF-EHF_131029 VERTICAL Detector : Peak Project : 672834 Mode : 32</p>



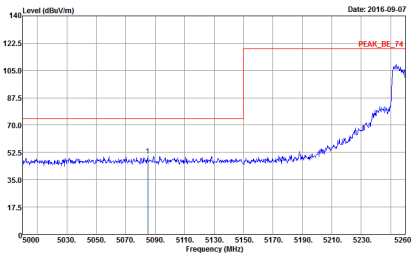
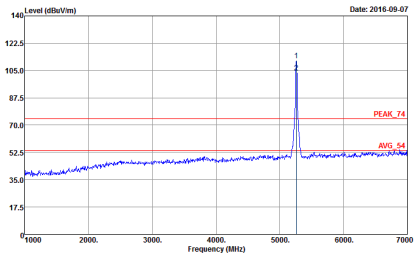
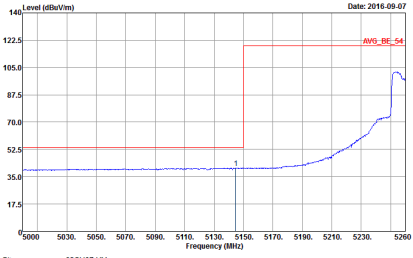
Band 2 - 5250~5350MHz
WIFI 802.11ac VHT20 (Band Edge @ 3m)

WIFI	Band 2 5250~5350MHz Band Edge @ 3m	
ANT	802.11ac VHT20 CH52 5260MHz - L	
1+2	Horizontal	Fundamental
Peak	<p>Site : 03CH07-HY Condition : PEAK_BE_74 3m HF-ANT_130829 HORIZONTAL RBW: 1000.000kHz VSW: 3000.000kHz SWT: Auto Detector : Peak Project : 672834 Mode : 33</p>	<p>Site : 03CH07-HY Condition : PEAK_74 3m HF-ANT_130829 HORIZONTAL RBW: 1000.000kHz VSW: 3000.000kHz SWT: Auto Detector : Peak Project : 672834 Mode : 33</p>
Avg.	<p>Site : 03CH07-HY Condition : AVG_BE_54 3m HF-ANT_130829 HORIZONTAL RBW: 1000.000kHz VSW: 3000.000kHz SWT: Auto Detector : Peak Project : 672834 Mode : 33</p>	Left blank



WIFI	Band 2 5250~5350MHz Band Edge @ 3m	
ANT	802.11ac VHT20 CH52 5260MHz - R	
1+2	Horizontal	Fundamental
Peak	 <p>Site : 03CH07-FY Condition : PEAK_BE_74 3m HF-ANT_130829 HORIZONTAL Detector : Peak Project : 672834 Mode : 33</p>	Left blank
Avg.	 <p>Site : 03CH07-FY Condition : AVG_BE_54 3m HF-ANT_130829 HORIZONTAL Detector : Peak Project : 672834 Mode : 33</p>	Left blank



WIFI	Band 2 5250~5350MHz Band Edge @ 3m	
ANT	802.11ac VHT20 CH52 5260MHz - L	
1+2	Vertical	Fundamental
<p>Peak</p>	 <p>Site : 03CH07-HY Condition : PEAK_BE_74 3m HF-ANT_130829 VERTICAL RBW:1000.000kHz VBW:3000.000kHz SWT:Auto Detector : Peak Project : 672834 Mode : 33</p>	 <p>Site : 03CH07-HY Condition : PEAK_74 3m HF-ANT_130829 VERTICAL RBW:1000.000kHz VBW:3000.000kHz SWT:Auto Detector : Peak Project : 672834 Mode : 33</p>
<p>Avg.</p>	 <p>Site : 03CH07-HY Condition : AVG_BE_54 3m HF-ANT_130829 VERTICAL RBW:1000.000kHz VBW:0.3000kHz SWT:Auto Detector : Peak Project : 672834 Mode : 33</p>	<p>Left blank</p>

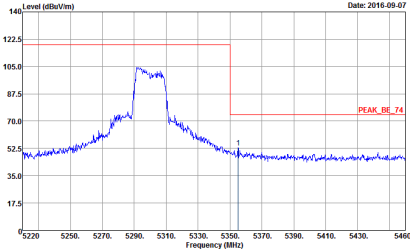
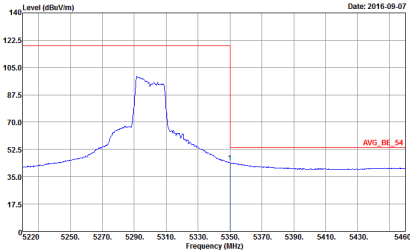


WIFI	Band 2 5250~5350MHz Band Edge @ 3m	
ANT	802.11ac VHT20 CH52 5260MHz - R	
1+2	Vertical	Fundamental
<p>Peak</p>	<p>Date: 2016-09-07</p> <p>Site : 03CH07-HY Condition : PEAK_BE_74 3m HF-ANT_130829 VERTICAL RBW:1000.000kHz VBW:3000.000kHz SWT:Auto Detector : Peak Project : 672834 Mode : 33</p>	<p>Left blank</p>
<p>Avg.</p>	<p>Date: 2016-09-07</p> <p>Site : 03CH07-HY Condition : AVG_BE_54 3m HF-ANT_130829 VERTICAL RBW:1000.000kHz VBW:0.3000kHz SWT:Auto Detector : Peak Project : 672834 Mode : 33</p>	<p>Left blank</p>

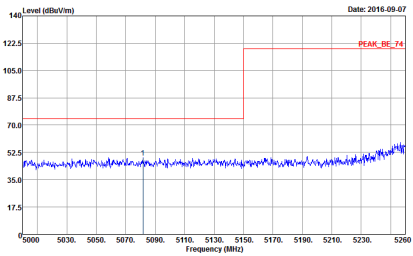
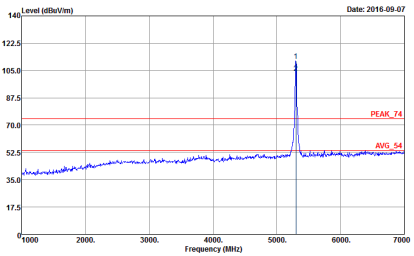
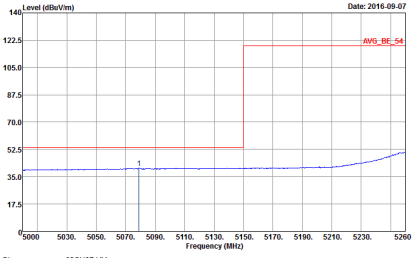


WIFI	Band 2 5250~5350MHz Band Edge @ 3m	
ANT	802.11ac VHT20 CH60 5300MHz - L	
1+2	Horizontal	Fundamental
Peak	<p>Site : 03CH07.HY Condition : PEAK_BE_74 3m HF-ANT_130829 HORIZONTAL Detector : Peak Project : 672834 Mode : 34</p>	<p>Site : 03CH07.HY Condition : PEAK_74 3m HF-ANT_130829 HORIZONTAL Detector : Peak Project : 672834 Mode : 34</p>
Avg.	<p>Site : 03CH07.HY Condition : AVG_BE_54 3m HF-ANT_130829 HORIZONTAL Detector : Peak Project : 672834 Mode : 34</p>	Left blank

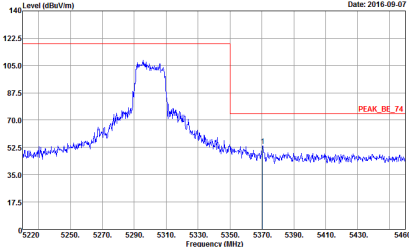
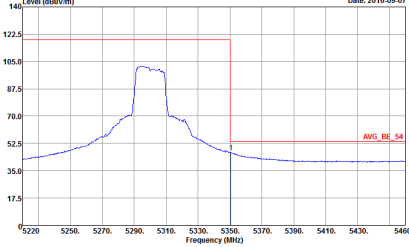


WIFI	Band 2 5250~5350MHz Band Edge @ 3m	
ANT	802.11ac VHT20 CH60 5300MHz - R	
1+2	Horizontal	Fundamental
Peak	 <p>Site : 03CH07-HY Condition : PEAK_BE_74 3m HF-ANT_130829 HORIZONTAL Detector : Peak Project : 672834 Mode : 34</p>	Left blank
Avg.	 <p>Site : 03CH07-HY Condition : AVG_BE_54 3m HF-ANT_130829 HORIZONTAL Detector : Peak Project : 672834 Mode : 34</p>	Left blank

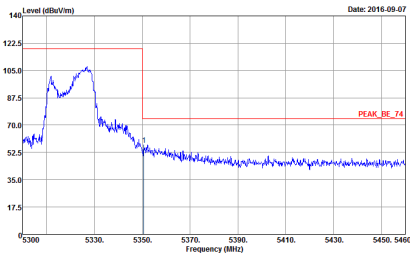
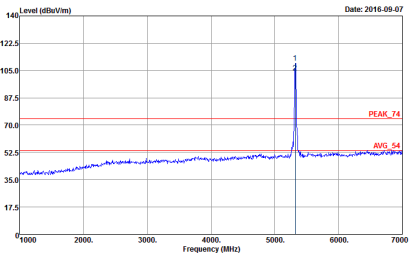
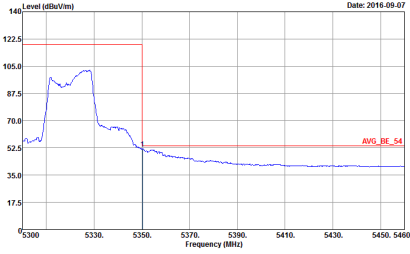


WIFI	Band 2 5250~5350MHz Band Edge @ 3m	
ANT	802.11ac VHT20 CH60 5300MHz - L	
1+2	Vertical	Fundamental
Peak	 <p>Date: 2016-09-07</p> <p>Site : 03CH07-HY Condition : PEAK_BE_74 3m HF-ANT_130829 VERTICAL RBW: 1000.000kHz VBW: 3000.000kHz SWT: Auto Detector : Peak Project : 672834 Mode : 34</p>	 <p>Date: 2016-09-07</p> <p>Site : 03CH07-HY Condition : PEAK_74 3m HF-ANT_130829 VERTICAL RBW: 1000.000kHz VBW: 3000.000kHz SWT: Auto Detector : Peak Project : 672834 Mode : 34</p>
Avg.	 <p>Date: 2016-09-07</p> <p>Site : 03CH07-HY Condition : AVG_BE_54 3m HF-ANT_130829 VERTICAL RBW: 1000.000kHz VBW: 3000.000kHz SWT: Auto Detector : Peak Project : 672834 Mode : 34</p>	Left blank

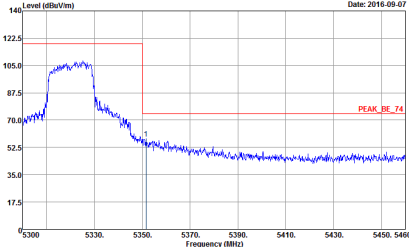
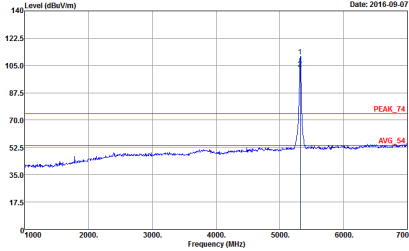
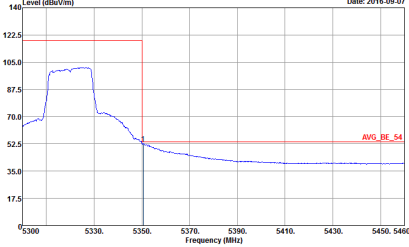


WIFI	Band 2 5250~5350MHz Band Edge @ 3m	
ANT	802.11ac VHT20 CH60 5300MHz - R	
1+2	Vertical	Fundamental
Peak	 <p>Date: 2016-09-07</p> <p>Site : 03CH07-HY Condition : PEAK_BE_74 3m HF-ANT_130829 VERTICAL Detector : Peak Project : 672834 Mode : 34</p>	Left blank
Avg.	 <p>Date: 2016-09-07</p> <p>Site : 03CH07-HY Condition : AVG_BE_54 3m HF-ANT_130829 VERTICAL Detector : Peak Project : 672834 Mode : 34</p>	Left blank



WIFI	Band 2 5250~5350MHz Band Edge @ 3m	
ANT	802.11ac VHT20 CH64 5320MHz	
1+2	Horizontal	Fundamental
Peak	 <p>Date: 2016-09-07</p> <p>Site : 03CH07-HY Condition : PEAK_BE_74 3m HF-ANT_130829 HORIZONTAL RBW: 1000.000kHz VBW: 3000.000kHz SWT: Auto Detector : Peak Project : 672834 Mode : 35 : 73</p>	 <p>Date: 2016-09-07</p> <p>Site : 03CH07-HY Condition : PEAK_74 3m HF-ANT_130829 HORIZONTAL RBW: 1000.000kHz VBW: 3000.000kHz SWT: Auto Detector : Peak Project : 672834 Mode : 35 : 73</p>
Avg.	 <p>Date: 2016-09-07</p> <p>Site : 03CH07-HY Condition : AVG_BE_54 3m HF-ANT_130829 HORIZONTAL RBW: 1000.000kHz VBW: 0.300kHz SWT: Auto Detector : Peak Project : 672834 Mode : 35 : 73</p>	Left blank



WIFI	Band 2 5250~5350MHz Band Edge @ 3m	
ANT	802.11ac VHT20 CH64 5320MHz	
1+2	Vertical	Fundamental
Peak	 <p>Date: 2016-09-07</p> <p>Site : 03CH07-HY Condition : PEAK_BE_74 3m HF-ANT_130829 VERTICAL RBW:1000.000kHz VBW:3000.000kHz SWT:Auto Detector : Peak Project : 672834 Mode : 35 : 73</p>	 <p>Date: 2016-09-07</p> <p>Site : 03CH07-HY Condition : PEAK_74 3m HF-ANT_130829 VERTICAL RBW:1000.000kHz VBW:3000.000kHz SWT:Auto Detector : Peak Project : 672834 Mode : 35 : 73</p>
Avg.	 <p>Date: 2016-09-07</p> <p>Site : 03CH07-HY Condition : AVG_BE_54 3m HF-ANT_130829 VERTICAL RBW:1000.000kHz VBW:0.300kHz SWT:Auto Detector : Peak Project : 672834 Mode : 35 : 73</p>	Left blank



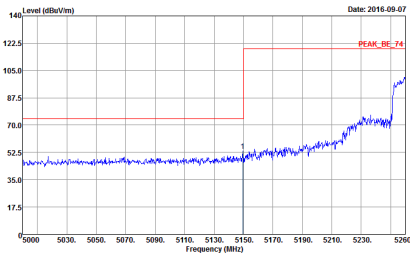
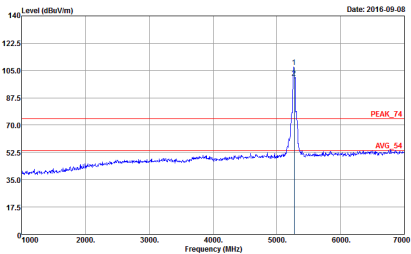
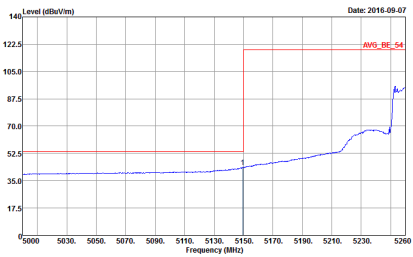
Band 2 5250~5350MHz
WIFI 802.11ac VHT40 (Band Edge @ 3m)

Table with 4 quadrants: (1) Peak Horizontal plot, (2) Fundamental plot, (3) Avg. plot, (4) Left blank. Each plot shows Level (dBuV/m) vs Frequency (MHz) with technical parameters like Site, Condition, and Detector.



WIFI	Band 2 5250~5350MHz Band Edge @ 3m	
ANT	802.11ac VHT40 CH54 5270 - R	
1+2	Horizontal	Fundamental
Peak	<p>Site : 03CH07-FY Condition : PEAK_BE_74 3m HF-ANT_130829 HORIZONTAL Detector : Peak Project : 672834 Mode : 36</p>	Left blank
Avg.	<p>Site : 03CH07-FY Condition : AVG_BE_54 3m HF-ANT_130829 HORIZONTAL Detector : Peak Project : 672834 Mode : 36</p>	Left blank



WIFI	Band 2 5250~5350MHz Band Edge @ 3m	
ANT	802.11ac VHT40 CH54 5270 - L	
1+2	Vertical	Fundamental
<p>Peak</p>	 <p>Site : 03CH07-HY Condition : PEAK_BE_74 3m HF-ANT_130829 VERTICAL RBW:1000.000kHz VBW:3000.000kHz SWT:Auto Detector : Peak Project : 672834 Mode : 36</p>	 <p>Site : 03CH07-HY Condition : PEAK_74 3m HF-ANT_130829 VERTICAL RBW:1000.000kHz VBW:3000.000kHz SWT:Auto Detector : Peak Project : 672834 Mode : 36</p>
<p>Avg.</p>	 <p>Site : 03CH07-HY Condition : AVG_BE_54 3m HF-ANT_130829 VERTICAL RBW:1000.000kHz VBW:3.000kHz SWT:Auto Detector : Peak Project : 672834 Mode : 36</p>	<p>Left blank</p>

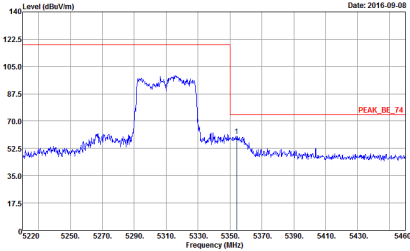
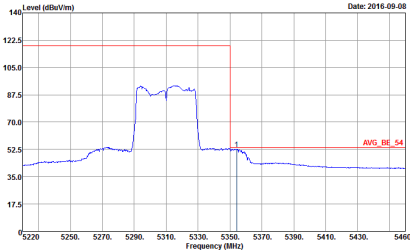


WIFI	Band 2 5250~5350MHz Band Edge @ 3m	
ANT	802.11ac VHT40 CH54 5270 - R	
1+2	Vertical	Fundamental
Peak	<p>Date: 2016-09-07</p> <p>Site : 03CH07-HY Condition : PEAK_BE_74 3m HF-ANT_130829 VERTICAL RBW:1000.000kHz VBW:3000.000kHz SWT:Auto Detector : Peak Project : 672834 Mode : 36</p>	Left blank
Avg.	<p>Date: 2016-09-08</p> <p>Site : 03CH07-HY Condition : AVG_BE_54 3m HF-ANT_130829 VERTICAL RBW:1000.000kHz VBW:3000.000kHz SWT:Auto Detector : Peak Project : 672834 Mode : 36</p>	Left blank

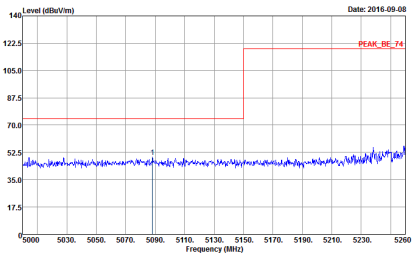
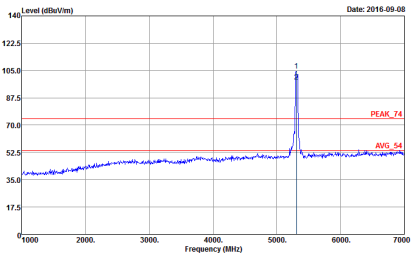
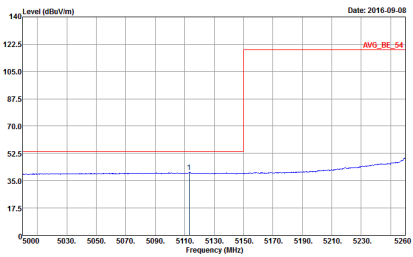


WIFI	Band 2 5250~5350MHz Band Edge @ 3m	
ANT	802.11ac VHT40 CH62 5310 - L	
1+2	Horizontal	Fundamental
Peak	<p>Site : 03CH07.HY Condition : PEAK_BE_74 3m HF-ANT_130829 HORIZONTAL Detector : Peak Project : 672834 Mode : 58</p>	<p>Site : 03CH07.HY Condition : PEAK_74 3m HF-ANT_130829 HORIZONTAL Detector : Peak Project : 672834 Mode : 58</p>
Avg.	<p>Site : 03CH07.HY Condition : AVG_BE_54 3m HF-ANT_130829 HORIZONTAL Detector : Peak Project : 672834 Mode : 58</p>	Left blank

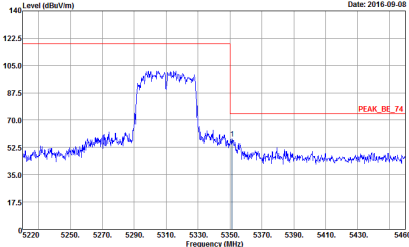
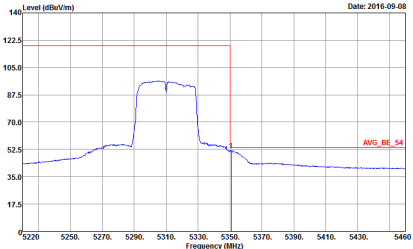


WIFI	Band 2 5250~5350MHz Band Edge @ 3m	
ANT	802.11ac VHT40 CH62 5310 - R	
1+2	Horizontal	Fundamental
Peak	 <p>Date: 2016-09-08</p> <p>Site : 03CH07-HY Condition : PEAK_BE_74 3m HF-ANT_130829 HORIZONTAL Detector : Peak Project : 672834 Mode : 58</p>	Left blank
Avg.	 <p>Date: 2016-09-08</p> <p>Site : 03CH07-HY Condition : AVG_BE_54 3m HF-ANT_130829 HORIZONTAL Detector : Peak Project : 672834 Mode : 58</p>	Left blank



WIFI	Band 2 5250~5350MHz Band Edge @ 3m	
ANT	802.11ac VHT40 CH62 5310 - L	
1+2	Vertical	Fundamental
Peak	 <p>Site : 03CH07-HY Condition : PEAK_BE_74 3m HF-ANT_130829 VERTICAL RBW: 1000.000kHz VBW: 3000.000kHz SWT: Auto Detector : Peak Project : 672834 Mode : 37 : 58</p>	 <p>Site : 03CH07-HY Condition : PEAK_74 3m HF-ANT_130829 VERTICAL RBW: 1000.000kHz VBW: 3000.000kHz SWT: Auto Detector : Peak Project : 672834 Mode : 37 : 58</p>
Avg.	 <p>Site : 03CH07-HY Condition : AVG_BE_54 3m HF-ANT_130829 VERTICAL RBW: 1000.000kHz VBW: 0.3000kHz SWT: Auto Detector : Peak Project : 672834 Mode : 37 : 58</p>	Left blank



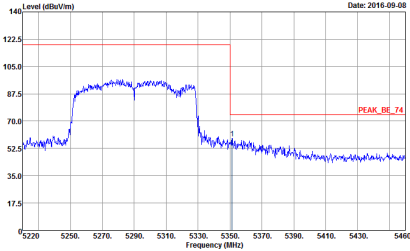
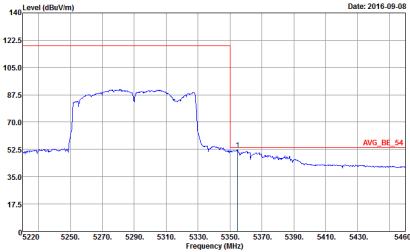
WIFI	Band 2 5250~5350MHz Band Edge @ 3m	
ANT	802.11ac VHT40 CH62 5310 - R	
1+2	Vertical	Fundamental
<p>Peak</p>	 <p>Date: 2016-09-08</p> <p>Site : 03CH07-HY Condition : PEAK_BE_74 3m HF-ANT_130829 VERTICAL RBW:1000.000kHz VBW:3000.000kHz SWT:Auto Detector : Peak Project : 672834 Mode : 37 : 58</p>	<p>Left blank</p>
<p>Avg.</p>	 <p>Date: 2016-09-08</p> <p>Site : 03CH07-HY Condition : AVG_BE_54 3m HF-ANT_130829 VERTICAL RBW:1000.000kHz VBW:3000.000kHz SWT:Auto Detector : Peak Project : 672834 Mode : 37 : 58</p>	<p>Left blank</p>



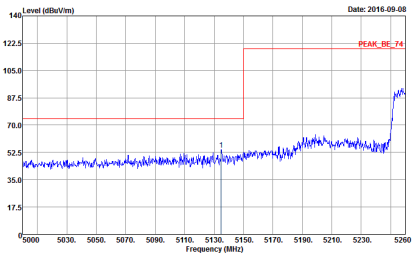
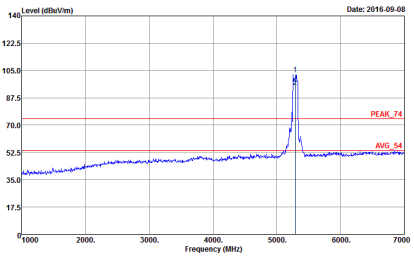
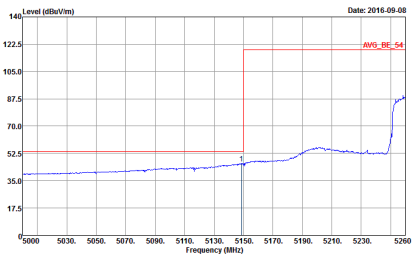
Band 2 5250~5350MHz
WIFI 802.11ac VHT80 (Band Edge @ 3m)

Table with 2 columns: WIFI (Band 2 5250~5350MHz Band Edge @ 3m), ANT (802.11ac VHT80 CH58 5290MHz - L). Rows include '1+2' (Horizontal/Fundamental) and 'Peak' (Horizontal/Left blank) with associated graphs and metadata.



WIFI	Band 2 5250~5350MHz Band Edge @ 3m	
ANT	802.11ac VHT80 CH58 5290MHz - R	
1+2	Horizontal	Fundamental
Peak	 <p>Site : 03CH07-HY Condition : PEAK_BE_74 3m HF-ANT_130829 HORIZONTAL Detector : Peak Project : 672834 Mode : 62</p>	Left blank
Avg.	 <p>Site : 03CH07-HY Condition : AVG_BE_54 3m HF-ANT_130829 HORIZONTAL Detector : Peak Project : 672834 Mode : 62</p>	Left blank



WIFI	Band 2 5250~5350MHz Band Edge @ 3m	
ANT	802.11ac VHT80 CH58 5290MHz - L	
1+2	Vertical	Fundamental
<p>Peak</p>	 <p>Site : 03CH07-HY Condition : PEAK_BE_74 3m HF-ANT_130829 VERTICAL RBW: 1000.000kHz VBW: 3000.000kHz SWT: Auto Detector : Peak Project : 672834 Mode : 38 : 62</p>	 <p>Site : 03CH07-HY Condition : PEAK_74 3m HF-ANT_130829 VERTICAL RBW: 1000.000kHz VBW: 3000.000kHz SWT: Auto Detector : Peak Project : 672834 Mode : 38 : 62</p>
<p>Avg.</p>	 <p>Site : 03CH07-HY Condition : AVG_BE_54 3m HF-ANT_130829 VERTICAL RBW: 1000.000kHz VBW: 0.3000kHz SWT: Auto Detector : Peak Project : 672834 Mode : 38 : 62</p>	<p>Left blank</p>



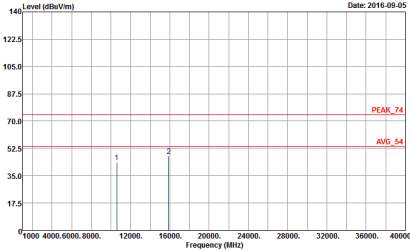
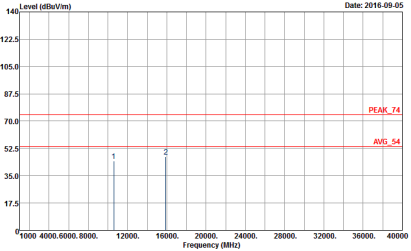
WIFI	Band 2 5250~5350MHz Band Edge @ 3m	
ANT	802.11ac VHT80 CH58 5290MHz - R	
1+2	Vertical	Fundamental
Peak	<p>Level (dBm/4m) Date: 2016-09-08</p> <p>Site : 03CH07-HY Condition : PEAK_BE_74 3m HF-ANT_130829 VERTICAL Detector : Peak Project : 672834 Mode : 62</p>	Left blank
Avg.	<p>Level (dBm/4m) Date: 2016-09-08</p> <p>Site : 03CH07-HY Condition : AVG_BE_54 3m HF-ANT_130829 VERTICAL Detector : Peak Project : 672834 Mode : 62</p>	Left blank



Band 2 - 5250~5350MHz
WIFI 802.11ac VHT20 (Harmonic @ 3m)

WIFI	Band 2 5250~5350MHz Harmonic @ 3m	
ANT	802.11ac VHT20 CH52 5260MHz	
1+2	Horizontal	Vertical
<p>Peak</p> <p>Avg.</p>	<p>Site : 03CH07HY Condition : PEAK_T4 3m SHF-EHF_131029 HORIZONTAL Detector : Peak Project : 672834 Mode : 33</p>	<p>Site : 03CH07HY Condition : PEAK_T4 3m SHF-EHF_131029 VERTICAL Detector : Peak Project : 672834 Mode : 33</p>



WIFI	Band 2 5250~5350MHz Harmonic @ 3m	
ANT	802.11ac VHT20 CH60 5300MHz	
1+2	Horizontal	Vertical
Peak Avg.	 <p>Site : 03CH07.HY Condition : PEAK_T4 3m SHF-EHF_131029 HORIZONTAL Detector : Peak Project : 672834 Mode : 34</p>	 <p>Site : 03CH07.HY Condition : PEAK_T4 3m SHF-EHF_131029 VERTICAL Detector : Peak Project : 672834 Mode : 34</p>



WIFI	Band 2 5250~5350MHz Harmonic @ 3m	
ANT	802.11ac VHT20 CH64 5320MHz	
1+2	Horizontal	Vertical
Peak Avg.	<p>Site : 03CH07.HY Condition : PEAK_74 3m SHF-EHF_131029 HORIZONTAL Detector : Peak Project : 672834 Mode : 35</p>	<p>Site : 03CH07.HY Condition : PEAK_74 3m SHF-EHF_131029 VERTICAL Detector : Peak Project : 672834 Mode : 35</p>



Band 2 5250~5350MHz
WIFI 802.11ac VHT40 (Harmonic @ 3m)

WIFI	Band 2 5250~5350MHz Harmonic @ 3m	
ANT	802.11ac VHT40 CH54 5270	
1+2	Horizontal	Vertical
Peak Avg.	<p>Site : 03CH07.HY Condition : PEAK_74 3m SHF-EHF_131029 HORIZONTAL Detector : Peak Project : 672834 Mode : 36</p>	<p>Site : 03CH07.HY Condition : PEAK_74 3m SHF-EHF_131029 VERTICAL Detector : Peak Project : 672834 Mode : 36</p>



WIFI	Band 2 5250~5350MHz Harmonic @ 3m	
ANT	802.11ac VHT40 CH62 5310	
1+2	Horizontal	Vertical
Peak Avg.	<p>Site : 03CH07.HY Condition : PEAK_74 3m SHF-EHF_131029 HORIZONTAL Detector : Peak Project : 672834 Mode : 37</p>	<p>Site : 03CH07.HY Condition : PEAK_74 3m SHF-EHF_131029 VERTICAL Detector : Peak Project : 672834 Mode : 37</p>



Band 2 5250~5350MHz
WIFI 802.11ac VHT80 (Harmonic @ 3m)

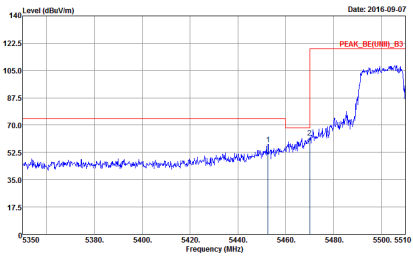
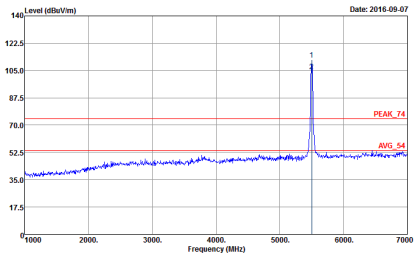
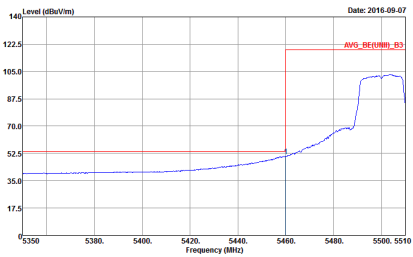
Table with 2 columns: Horizontal and Vertical. Each column contains a graph of Level (dBuV/m) vs Frequency (MHz) with peak and average markers. Includes metadata like Site, Condition, Detector, Project, and Mode.



Band 3 - 5470~5725MHz
WIFI 802.11ac VHT20 (Band Edge @ 3m)

Table with 4 columns: WIFI, ANT, 1+2, and two plot areas. The plots show Level (dBuV/m) vs Frequency (MHz) for Peak and Avg. measurements. The right column is labeled 'Fundamental' and 'Left blank'.



WIFI	Band 3 5470~5725MHz Band Edge @ 3m	
ANT	802.11ac VHT20 CH100 5500MHz	
1+2	Vertical	Fundamental
<p>Peak</p>	 <p>Site : 03CH07-HY Condition : PEAK_BE(UMI)_B3 3m HF-ANT_130829 VERTICAL RBW:1000.000kHz VBW:3000.000kHz SWT:Auto Detector : Peak Project : 672834 Mode : 39 : 68.3</p>	 <p>Site : 03CH07-HY Condition : PEAK_T4 3m HF-ANT_130829 VERTICAL RBW:1000.000kHz VBW:3000.000kHz SWT:Auto Detector : Peak Project : 672834 Mode : 39 : 68.3</p>
<p>Avg.</p>	 <p>Site : 03CH07-HY Condition : AVG_BE(UMI)_B3 3m HF-ANT_130829 VERTICAL RBW:1000.000kHz VBW:0.300kHz SWT:Auto Detector : Peak Project : 672834 Mode : 39 : 68.3</p>	<p>Left blank</p>

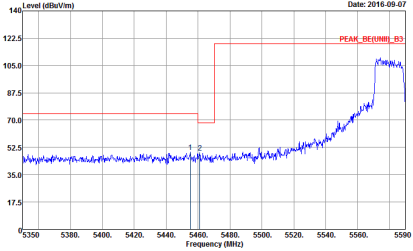
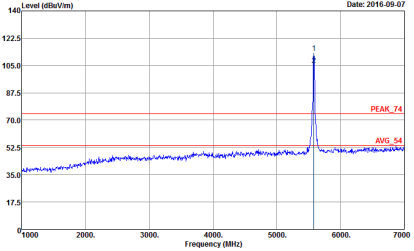
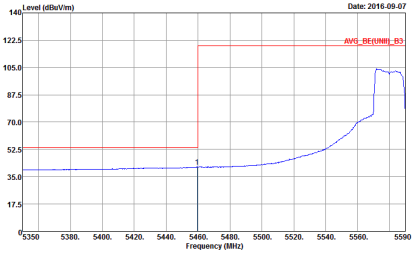


WIFI	Band 3 5470~5725MHz Band Edge @ 3m	
ANT	802.11ac VHT20 CH116 5580MHz - L	
1+2	Horizontal	Fundamental
Peak	<p>Date: 2016-09-07</p> <p>PEAK_BE(UM)_B3</p> <p>Site : 03CH07-HY Condition : PEAK_BE(UM)_B3 3m HF-ANT_130829 HORIZONTAL Detector : Peak Project : 672834 Mode : 68.3</p>	<p>Date: 2016-09-07</p> <p>PEAK_T4</p> <p>AVG_S4</p> <p>Site : 03CH07-HY Condition : PEAK_T4 3m HF-ANT_130829 HORIZONTAL Detector : Peak Project : 672834 Mode : 68.3</p>
Avg.	<p>Date: 2016-09-07</p> <p>AVG_BE(UM)_B3</p> <p>Site : 03CH07-HY Condition : AVG_BE(UM)_B3 3m HF-ANT_130829 HORIZONTAL Detector : Peak Project : 672834 Mode : 40</p>	Left blank



WIFI	Band 3 5470~5725MHz Band Edge @ 3m	
ANT	802.11ac VHT20 CH116 5580MHz - R	
1+2	Horizontal	Fundamental
Peak	<p>Site : 03CH0741Y Condition : PEAK_BE(UM)_B3 3m HF ANT_130829 HORIZONTAL Detector : Peak Project : 672834 Mode : 88.3</p>	Left blank

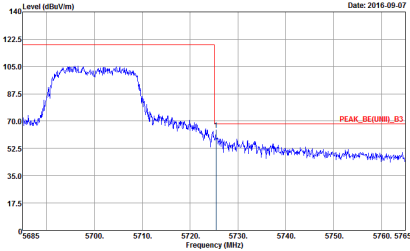
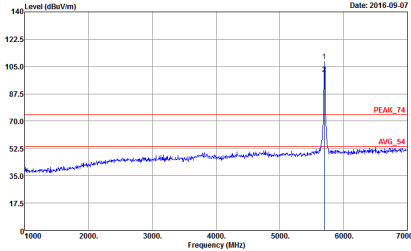


WIFI	Band 3 5470~5725MHz Band Edge @ 3m	
ANT	802.11ac VHT20 CH116 5580MHz - L	
1+2	Vertical	Fundamental
Peak	 <p>Site : 03CH07-HY Condition : PEAK_BE(UNI)_B3 3m HF-ANT_130829 VERTICAL RBW:1000.000kHz VBW:3000.000kHz SWT:Auto Detector : Peak Project : 672834 Mode : 40 : 68.3</p>	 <p>Site : 03CH07-HY Condition : PEAK_T4 3m HF-ANT_130829 VERTICAL RBW:1000.000kHz VBW:3000.000kHz SWT:Auto Detector : Peak Project : 672834 Mode : 40 : 68.3</p>
Avg.	 <p>Site : 03CH07-HY Condition : AVG_BE(UNI)_B3 3m HF-ANT_130829 VERTICAL RBW:1000.000kHz VBW:0.300kHz SWT:Auto Detector : Peak Project : 672834 Mode : 40 : 68.3</p>	Left blank

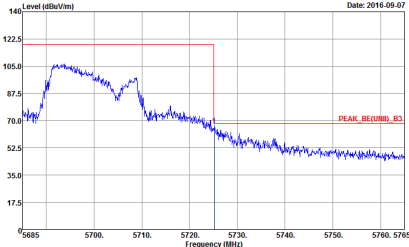
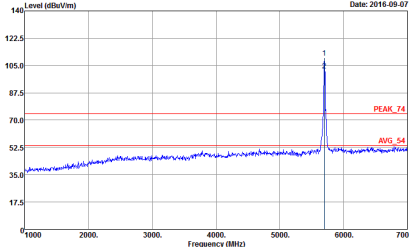


WIFI	Band 3 5470~5725MHz Band Edge @ 3m	
ANT	802.11ac VHT20 CH116 5580MHz - R	
1+2	Vertical	Fundamental
Peak	<p>Site : 03CH074HY Condition : PEAK_BE(UMI)_B3 3m HF ANT_130829 VERTICAL Detector : Peak Project : 672834 Mode : 88.3</p>	Left blank



WIFI	Band 3 5470~5725MHz Band Edge @ 3m	
ANT	802.11ac VHT20 CH140 5700MHz	
1+2	Horizontal	Fundamental
Peak	 <p>Date: 2016-09-07</p> <p>Site : 03CH07.HY Condition : PEAK_BE(UMI)_B3 3m HF-ANT_130829 HORIZONTAL Detector : Peak Project : 672834 Mode : 41 : 68.3</p>	 <p>Date: 2016-09-07</p> <p>Site : 03CH07.HY Condition : PEAK_T4 3m HF-ANT_130829 HORIZONTAL Detector : Peak Project : 672834 Mode : 41 : 68.3</p>



WIFI	Band 3 5470~5725MHz Band Edge @ 3m	
ANT	802.11ac VHT20 CH140 5700MHz	
1+2	Vertical	Fundamental
Peak	 <p>Date: 2016-09-07</p> <p>Site : 03CH07.HY Condition : PEAK_BE(UMI)_B3 3m HF.ANT_130829 VERTICAL RBW:1000.000kHz VBW:3000.000kHz SWT:Auto Detector : Peak Project : 672834 Mode : 41 68.3</p>	 <p>Date: 2016-09-07</p> <p>Site : 03CH07.HY Condition : PEAK_T4 3m HF.ANT_130829 VERTICAL RBW:1000.000kHz VBW:3000.000kHz SWT:Auto Detector : Peak Project : 672834 Mode : 41 68.3</p>



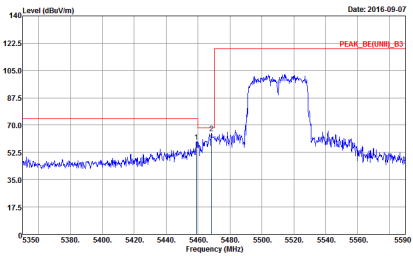
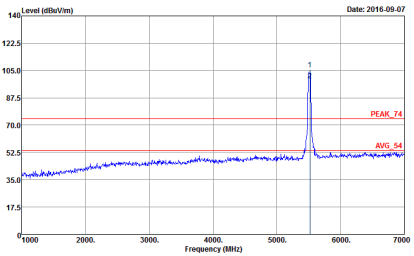
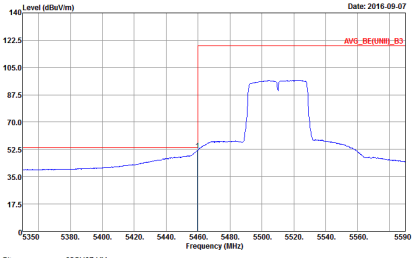
Band 3 5470~5725MHz
WIFI 802.11ac VHT40 (Band Edge @ 3m)

WIFI	Band 3 5470~5725MHz Band Edge @ 3m	
ANT	802.11ac VHT40 CH102 5510MHz - L	
1+2	Horizontal	Fundamental
<p>Peak</p>	<p>Date: 2016-09-07</p> <p>Site : 03CH07.HY Condition : PEAK_BE(LN)I_B3 3m HF-ANT_130829 HORIZONTAL RBW:1000.000kHz VBW:3000.000kHz SWT:Auto Detector : Peak Project : 672834 Mode : 43 Setting : 68.3 : 58</p>	<p>Date: 2016-09-07</p> <p>Site : 03CH07.HY Condition : PEAK_74 3m HF-ANT_130829 HORIZONTAL RBW:1000.000kHz VBW:3000.000kHz SWT:Auto Detector : Peak Project : 672834 Mode : 43 Setting : 68.3 : 58</p>
<p>Avg.</p>	<p>Date: 2016-09-07</p> <p>Site : 03CH07.HY Condition : AVG_BE(LN)I_B3 3m HF-ANT_130829 HORIZONTAL RBW:1000.000kHz VBW:0.300kHz SWT:Auto Detector : Peak Project : 672834 Mode : 43 Setting : 68.3 : 58</p>	<p>Left blank</p>



WIFI	Band 3 5470~5725MHz Band Edge @ 3m	
ANT	802.11ac VHT40 CH102 5510MHz - R	
1+2	Horizontal	Fundamental
Peak	<p>Site : 03CH0741Y Condition : PEAK_BE(UMI)_B3 3m HF ANT_130829 HORIZONTAL Detector : Peak Project : 672834 Mode : A3 Setting : S8</p>	Left blank

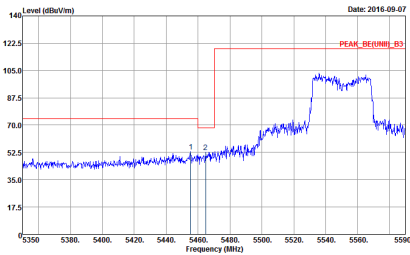
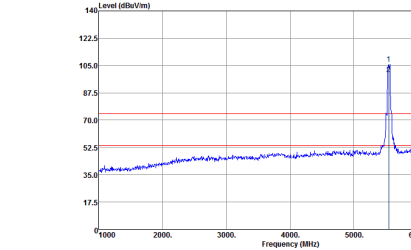
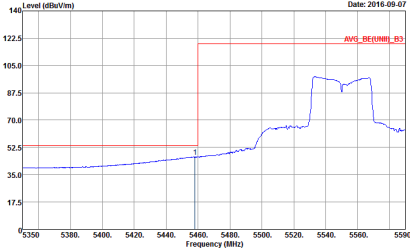


WIFI	Band 3 5470~5725MHz Band Edge @ 3m	
ANT	802.11ac VHT40 CH102 5510MHz - L	
1+2	Vertical	Fundamental
Peak	 <p>Date: 2016-09-07</p> <p>Site : 03CH07-HY Condition : PEAK_BE(UNI)_B3 3m HF-ANT_130829 VERTICAL RBW:1000.000kHz VBW:3000.000kHz SWT:Auto Detector : Peak Project : 672834 Mode : 43 Setting : 58</p>	 <p>Date: 2016-09-07</p> <p>Site : 03CH07-HY Condition : PEAK_T4 3m HF-ANT_130829 VERTICAL RBW:1000.000kHz VBW:3000.000kHz SWT:Auto Detector : Peak Project : 672834 Mode : 43 Setting : 58</p>
Avg.	 <p>Date: 2016-09-07</p> <p>Site : 03CH07-HY Condition : AVG_BE(UNI)_B3 3m HF-ANT_130829 VERTICAL RBW:1000.000kHz VBW:0.300kHz SWT:Auto Detector : Peak Project : 672834 Mode : 43 Setting : 58</p>	Left blank

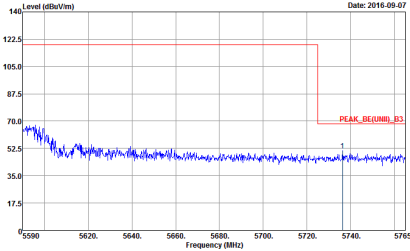


WIFI	Band 3 5470~5725MHz Band Edge @ 3m	
ANT	802.11ac VHT40 CH102 5510MHz - R	
1+2	Vertical	Fundamental
Peak	<p>Site : 03CH074HY Condition : PEAK_BE(UMI)_B3 3m HF ANT_130829 VERTICAL Detector : Peak Project : 672834 Mode : 42 Setting : 58</p>	Left blank

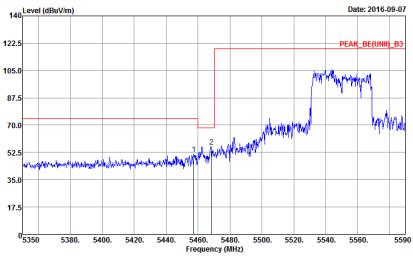
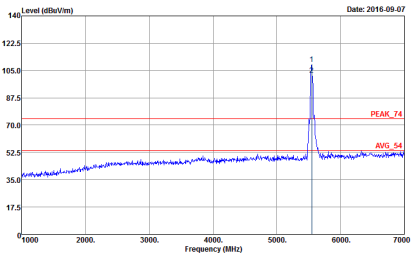
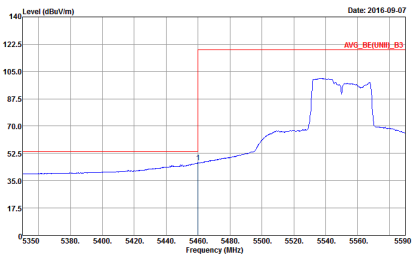


WIFI	Band 3 5470~5725MHz Band Edge @ 3m	
ANT	802.11ac VHT40 CH110 5550MHz - L	
1+2	Horizontal	Fundamental
Peak	 <p>Site : 03CH07.HY Condition : PEAK_BE(UNI)_B3 3m HF-ANT_130829 HORIZONTAL Detector : Peak Project : 672834 Mode : 44 : 68.3</p>	 <p>Site : 03CH07.HY Condition : PEAK_T4 3m HF-ANT_130829 HORIZONTAL Detector : Peak Project : 672834 Mode : 44 : 68.3</p>
Avg.	 <p>Site : 03CH07.HY Condition : AVG_BE(UNI)_B3 3m HF-ANT_130829 HORIZONTAL Detector : Peak Project : 672834 Mode : 44 : 68.3</p>	Left blank



WIFI	Band 3 5470~5725MHz Band Edge @ 3m	
ANT	802.11ac VHT40 CH110 5550MHz - R	
1+2	Horizontal	Fundamental
Peak	 <p data-bbox="347 748 606 817">Site : 03CH0741Y Condition : PEAK_BE(UMI)_B3 3m HF ANT_130829 HORIZONTAL Detector : Peak Project : 672834 Mode : 44 58.3</p>	Left blank

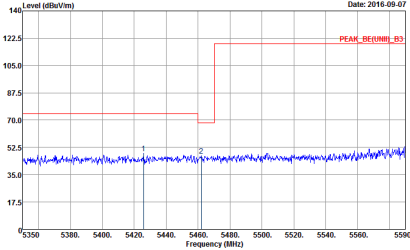
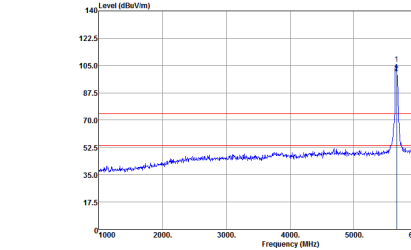
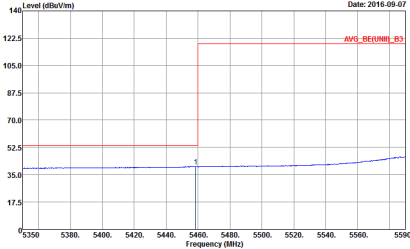


WIFI	Band 3 5470~5725MHz Band Edge @ 3m	
ANT	802.11ac VHT40 CH110 5550MHz - L	
1+2	Vertical	Fundamental
Peak	 <p>Level (dBuV/m) vs Frequency (MHz) plot showing a peak at approximately 5470 MHz. The y-axis ranges from 17.5 to 140 dBuV/m, and the x-axis ranges from 5350 to 5590 MHz. A red box highlights the peak area, labeled 'PEAK_BE(UNI)_B3'.</p> <p>Site : 03CH07-HY Condition : PEAK_BE(UNI)_B3 3m HF-ANT_130829 VERTICAL RBW:1000.000kHz VBW:3000.000kHz SWT:Auto Detector : Peak Project : 672834 Mode : 44 : 68.3</p>	 <p>Level (dBuV/m) vs Frequency (MHz) plot showing a peak at approximately 5550 MHz. The y-axis ranges from 17.5 to 140 dBuV/m, and the x-axis ranges from 1000 to 7000 MHz. A red box highlights the peak area, labeled 'PEAK_T4'. An average line is labeled 'AVG_54'.</p> <p>Site : 03CH07-HY Condition : PEAK_T4 3m HF-ANT_130829 VERTICAL RBW:1000.000kHz VBW:3000.000kHz SWT:Auto Detector : Peak Project : 672834 Mode : 44 : 68.3</p>
Avg.	 <p>Level (dBuV/m) vs Frequency (MHz) plot showing the average spectrum. The y-axis ranges from 17.5 to 140 dBuV/m, and the x-axis ranges from 5350 to 5590 MHz. A red box highlights the average level, labeled 'AVG_BE(UNI)_B3'.</p> <p>Site : 03CH07-HY Condition : AVG_BE(UNI)_B3 3m HF-ANT_130829 VERTICAL RBW:1000.000kHz VBW:0.300kHz SWT:Auto Detector : Peak Project : 672834 Mode : 44 : 68.3</p>	Left blank



WIFI	Band 3 5470~5725MHz Band Edge @ 3m	
ANT	802.11ac VHT40 CH110 5550MHz - R	
1+2	Vertical	Fundamental
Peak	<p>Site : 03CH0741Y Condition : PEAK_BE(UM)_B3 3m HF ANT_130829 VERTICAL Detector : Peak Project : 672834 Mode : 68.3</p>	Left blank

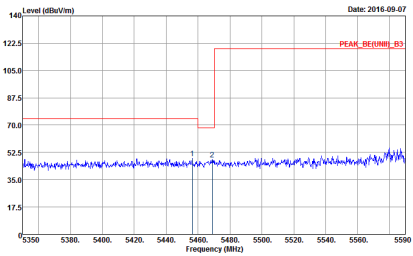
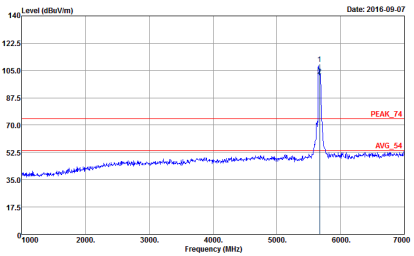
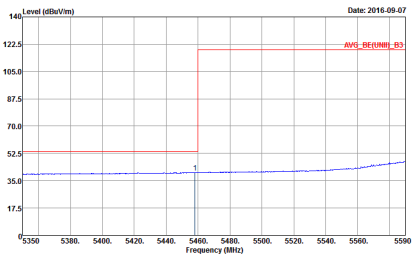


WIFI	Band 3 5470~5725MHz Band Edge @ 3m	
ANT	802.11ac VHT40 CH134 5670MHz - L	
1+2	Horizontal	Fundamental
Peak	 <p>Site : 03CH07.HY Condition : PEAK_BE(UNI)_B3 3m HF-ANT_130829 HORIZONTAL Detector : Peak Project : 672834 Mode : 45 : 68.3</p>	 <p>Site : 03CH07.HY Condition : PEAK_T4 3m HF-ANT_130829 HORIZONTAL Detector : Peak Project : 672834 Mode : 45 : 68.3</p>
Avg.	 <p>Site : 03CH07.HY Condition : AVG_BE(UNI)_B3 3m HF-ANT_130829 HORIZONTAL Detector : Peak Project : 672834 Mode : 45 : 68.3</p>	Left blank



WIFI	Band 3 5470~5725MHz Band Edge @ 3m	
ANT	802.11ac VHT40 CH134 5670MHz - R	
1+2	Horizontal	Fundamental
Peak	<p>Site : 03CH0741Y Condition : PEAK_BE(UMI)_B3 3m HF ANT_130829 HORIZONTAL Detector : Peak Project : 672834 Mode : 40 58.3</p>	Left blank



WIFI	Band 3 5470~5725MHz Band Edge @ 3m	
ANT	802.11ac VHT40 CH134 5670MHz - L	
1+2	Vertical	Fundamental
Peak	 <p>Site : 03CH07-HY Condition : PEAK_BE(UNI)_B3 3m HF-ANT_130829 VERTICAL RBW:1000.000kHz VBW:3000.000kHz SWT:Auto Detector : Peak Project : 672834 Mode : 45 : 68.3</p>	 <p>Site : 03CH07-HY Condition : PEAK_T4 3m HF-ANT_130829 VERTICAL RBW:1000.000kHz VBW:3000.000kHz SWT:Auto Detector : Peak Project : 672834 Mode : 45 : 68.3</p>
Avg.	 <p>Site : 03CH07-HY Condition : AVG_BE(UNI)_B3 3m HF-ANT_130829 VERTICAL RBW:1000.000kHz VBW:0.300kHz SWT:Auto Detector : Peak Project : 672834 Mode : 45 : 68.3</p>	Left blank



WIFI	Band 3 5470~5725MHz Band Edge @ 3m	
ANT	802.11ac VHT40 CH134 5670MHz - R	
1+2	Vertical	Fundamental
Peak	<p>Site : 03CH0741Y Condition : PEAK_BE(UM)_B3 3m HF ANT_130829 VERTICAL Detector : Peak Project : 672834 Mode : 68.3</p>	Left blank



Band 3 5470~5725MHz
WIFI 802.11ac VHT80 (Band Edge @ 3m)

Table with 2 columns (WIFI, ANT) and 2 rows (1+2, Peak, Avg.). Contains spectral plots for Horizontal and Fundamental views, and a 'Left blank' label.



WIFI	Band 3 5470~5725MHz Band Edge @ 3m	
ANT	802.11ac VHT80 CH106 5530MHz - R	
1+2	Horizontal	Fundamental
Peak	<p>Site : 03CH074HY Condition : PEAK_BE(UMI)_B3 3m HF ANT_130829 HORIZONTAL Detector : Peak Project : 672834 Mode : 60</p>	Left blank

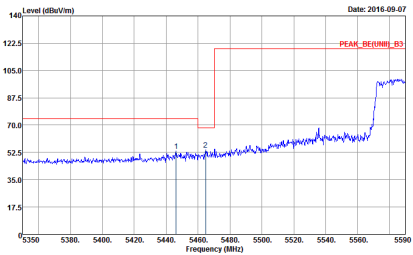
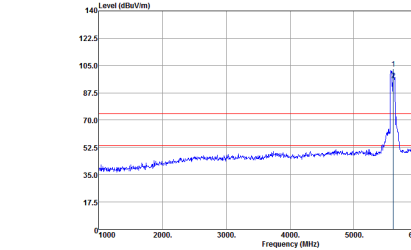
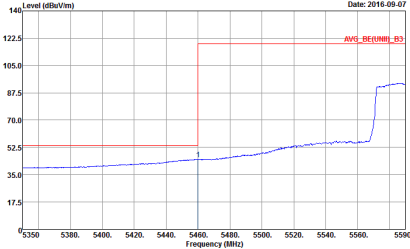


WIFI	Band 3 5470~5725MHz Band Edge @ 3m	
ANT	802.11ac VHT80 CH106 5530MHz - L	
1+2	Vertical	Fundamental
Peak	<p>Site : 03CH07-HY Condition : PEAK_BE(UM)_B3 3m HF-ANT_130829 VERTICAL RBW:1000.000kHz VBW:3000.000kHz SWT:Auto Detector : Peak Project : 672834 Mode : 47 : 60</p>	<p>Site : 03CH07-HY Condition : PEAK_T4 3m HF-ANT_130829 VERTICAL RBW:1000.000kHz VBW:3000.000kHz SWT:Auto Detector : Peak Project : 672834 Mode : 47 : 60</p>
Avg.	<p>Site : 03CH07-HY Condition : AVG_BE(UM)_B3 3m HF-ANT_130829 VERTICAL RBW:1000.000kHz VBW:0.300kHz SWT:Auto Detector : Peak Project : 672834 Mode : 47 : 60</p>	Left blank

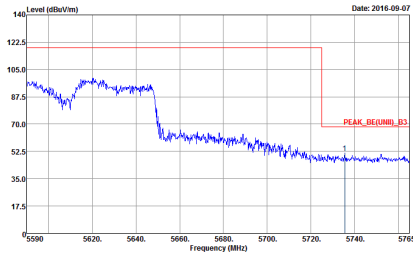


WIFI	Band 3 5470~5725MHz Band Edge @ 3m	
ANT	802.11ac VHT80 CH106 5530MHz - R	
1+2	Vertical	Fundamental
Peak	<p>Site : 03CH07.HY Condition : PEAK_BE(UMI)_B3 3m HF ANT_130829 VERTICAL Detector : Peak Project : 672834 Mode : 60</p>	Left blank

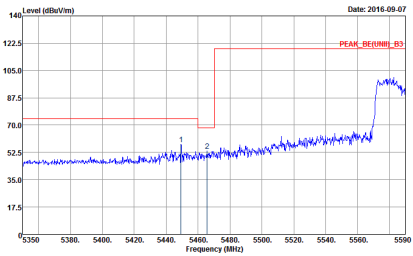
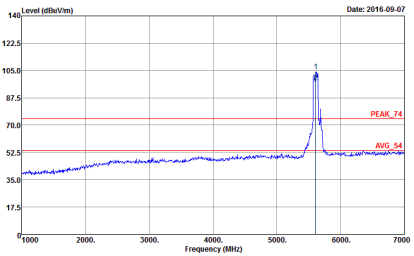
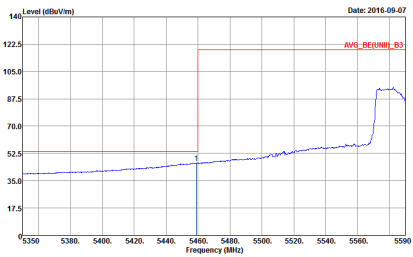


WIFI	Band 3 5470~5725MHz Band Edge @ 3m	
ANT	802.11ac VHT80 CH122 5610MHz - L	
1+2	Horizontal	Fundamental
Peak	 <p>Site : 03CH07.HY Condition : PEAK_BE(UNI)_B3 3m HF-ANT_130829 HORIZONTAL Detector : Peak Project : 672834 Mode : 48</p>	 <p>Site : 03CH07.HY Condition : PEAK_T4 3m HF-ANT_130829 HORIZONTAL Detector : Peak Project : 672834 Mode : 48</p>
Avg.	 <p>Site : 03CH07.HY Condition : AVG_BE(UNI)_B3 3m HF-ANT_130829 HORIZONTAL Detector : Peak Project : 672834 Mode : 48</p>	Left blank



WIFI	Band 3 5470~5725MHz Band Edge @ 3m	
ANT	802.11ac VHT80 CH122 5610MHz - R	
1+2	Horizontal	Fundamental
Peak	 <p>Date: 2016-09-07</p> <p>Site : 03CH074NY Condition : PEAK_BE(UMI)_B3 3m HF ANT_130829 HORIZONTAL Detector : Peak Project : 672834 Mode : 48</p>	Left blank



WIFI	Band 3 5470~5725MHz Band Edge @ 3m	
ANT	802.11ac VHT80 CH122 5610MHz - L	
1+2	Vertical	Fundamental
Peak	 <p>Site : 03CH07-HY Condition : PEAK_BE(UNI)_B3 3m HF-ANT_130829 VERTICAL RBW:1000.000kHz VBW:3000.000kHz SWT:Auto Detector : Peak Project : 672834 Mode : 48</p>	 <p>Site : 03CH07-HY Condition : PEAK_T4 3m HF-ANT_130829 VERTICAL RBW:1000.000kHz VBW:3000.000kHz SWT:Auto Detector : Peak Project : 672834 Mode : 48</p>
Avg.	 <p>Site : 03CH07-HY Condition : AVG_BE(UNI)_B3 3m HF-ANT_130829 VERTICAL RBW:1000.000kHz VBW:0.300kHz SWT:Auto Detector : Peak Project : 672834 Mode : 48</p>	Left blank



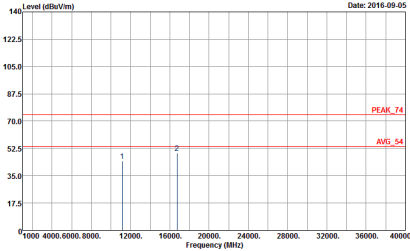
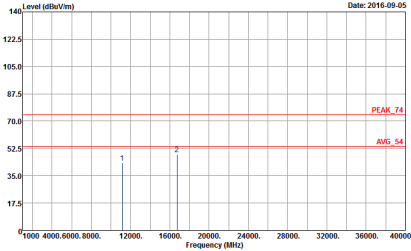
WIFI	Band 3 5470~5725MHz Band Edge @ 3m	
ANT	802.11ac VHT80 CH122 5610MHz - R	
1+2	Vertical	Fundamental
Peak	<p>Site : 03CH074NY Condition : PEAK_BE(UM)_B3 3m HF ANT_130829 VERTICAL Detector : Peak Project : 672834 Mode : 48</p>	Left blank



Band 3 - 5470~5725MHz
WIFI 802.11ac VHT20 (Harmonic @ 3m)

WIFI	Band 3 5470~5725MHz Harmonic @ 3m	
ANT	802.11ac VHT20 CH100 5500MHz	
1+2	Horizontal	Vertical
<p>Peak</p> <p>Avg.</p>	<p>Site : 03CH07HY Condition : PEAK_T4 3m SHF-EHF_131029 HORIZONTAL Detector : Peak Project : 672834 Mode : 39</p>	<p>Site : 03CH07HY Condition : PEAK_T4 3m SHF-EHF_131029 VERTICAL Detector : Peak Project : 672834 Mode : 39</p>



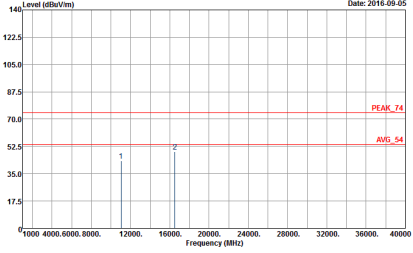
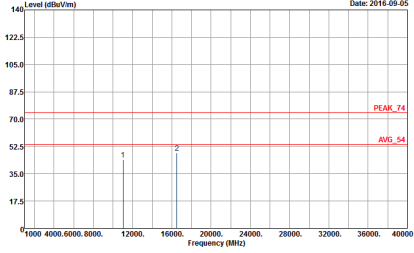
WIFI	Band 3 5470~5725MHz Harmonic @ 3m	
ANT	802.11ac VHT20 CH116 5580MHz	
1+2	Horizontal	Vertical
Peak Avg.	 <p data-bbox="347 748 579 801"> Site : 03CH07.HY Condition : PEAK_74 3m SHF-EHF_131029 HORIZONTAL Detector : Peak Project : 672834 Mode : 40 </p>	 <p data-bbox="943 748 1174 801"> Site : 03CH07.HY Condition : PEAK_74 3m SHF-EHF_131029 VERTICAL Detector : Peak Project : 672834 Mode : 40 </p>



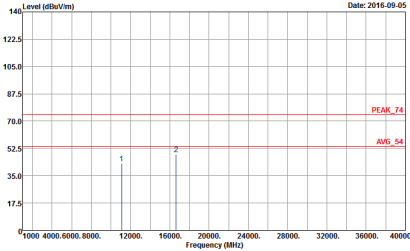
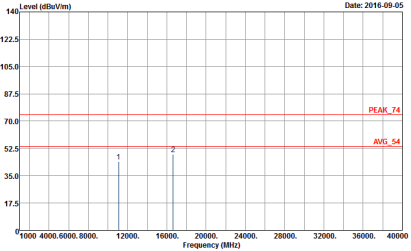
WIFI	Band 3 5470~5725MHz Harmonic @ 3m	
ANT	802.11ac VHT20 CH140 5700MHz	
1+2	Horizontal	Vertical
Peak Avg.	<p>Site : 03CH07.HY Condition : PEAK_74 3m SHF-EHF_131029 HORIZONTAL Detector : Peak Project : 672834 Mode : 41</p>	<p>Site : 03CH07.HY Condition : PEAK_74 3m SHF-EHF_131029 VERTICAL Detector : Peak Project : 672834 Mode : 41</p>



**Band 3 5470~5725MHz
WIFI 802.11ac VHT40 (Harmonic @ 3m)**

WIFI	Band 3 5470~5725MHz Harmonic @ 3m	
ANT	802.11ac VHT40 CH102 5510MHz	
1+2	Horizontal	Vertical
<p>Peak</p> <p>Avg.</p>	 <p>Site : 03CH07.HY Condition : PEAK_74 3m SHF-EHF_131029 HORIZONTAL Detector : Peak Project : 672834 Mode : 43</p>	 <p>Site : 03CH07.HY Condition : PEAK_74 3m SHF-EHF_131029 VERTICAL Detector : Peak Project : 672834 Mode : 43</p>



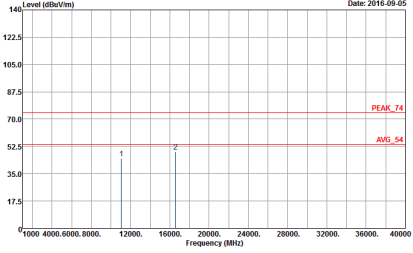
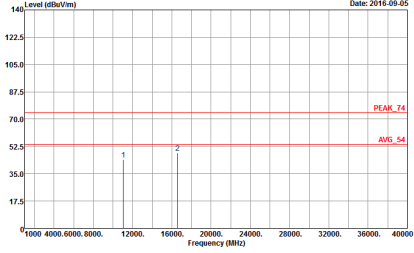
WIFI	Band 3 5470~5725MHz Harmonic @ 3m	
ANT	802.11ac VHT40 CH110 5550MHz	
1+2	Horizontal	Vertical
<p>Peak Avg.</p>	 <p>Site : 03CH07.HY Condition : PEAK_74 3m SHF-EHF_131029 HORIZONTAL Detector : Peak Project : 672834 Mode : 44</p>	 <p>Site : 03CH07.HY Condition : PEAK_74 3m SHF-EHF_131029 VERTICAL Detector : Peak Project : 672834 Mode : 44</p>



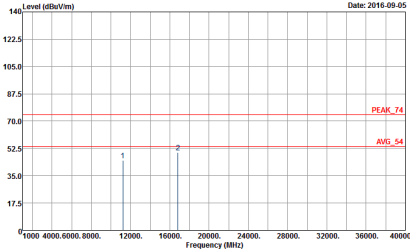
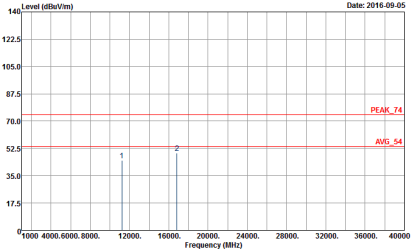
WIFI	Band 3 5470~5725MHz Harmonic @ 3m	
ANT	802.11ac VHT40 CH134 5670MHz	
1+2	Horizontal	Vertical
Peak Avg.	<p>Site : 03CH07.HY Condition : PEAK_74 3m SHF-EHF_131029 HORIZONTAL Detector : Peak Project : 672834 Mode : 45</p>	<p>Site : 03CH07.HY Condition : PEAK_74 3m SHF-EHF_131029 VERTICAL Detector : Peak Project : 672834 Mode : 45</p>



**Band 3 5470~5725MHz
WIFI 802.11ac VHT80 (Harmonic @ 3m)**

WIFI	Band 3 5470~5725MHz Harmonic @ 3m	
ANT	802.11ac VHT80 CH106 5530MHz	
1+2	Horizontal	Vertical
<p>Peak</p> <p>Avg.</p>	 <p>Site : 03CH07.HY Condition : PEAK_74 3m SHF-EHF_131029 HORIZONTAL Detector : Peak Project : 672834 Mode : 47</p>	 <p>Site : 03CH07.HY Condition : PEAK_74 3m SHF-EHF_131029 VERTICAL Detector : Peak Project : 672834 Mode : 47</p>



WIFI	Band 3 5470~5725MHz Harmonic @ 3m	
ANT	802.11ac VHT80 CH122 5610MHz	
1+2	Horizontal	Vertical
Peak Avg.	 <p data-bbox="347 748 579 801"> Site : 03CH07.HY Condition : PEAK_74 3m SHF-EHF_131029 HORIZONTAL Detector : Peak Project : 672834 Mode : 48 </p>	 <p data-bbox="944 748 1176 801"> Site : 03CH07.HY Condition : PEAK_74 3m SHF-EHF_131029 VERTICAL Detector : Peak Project : 672834 Mode : 48 </p>

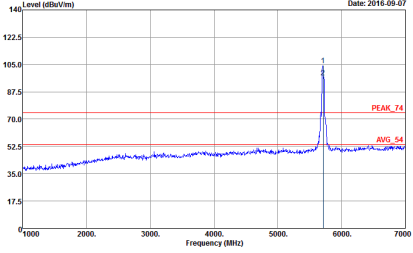
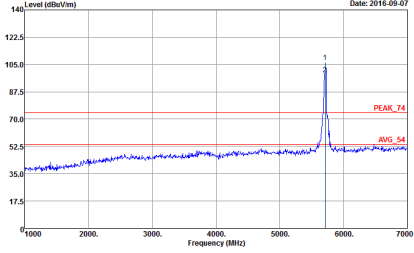


Band 3 - Straddle Channel
WIFI 802.11ac VHT20 (Fundamental @ 3m)

WIFI	Band 3 Straddle Channel Fundamental @ 3m	
ANT	802.11ac VHT20 CH144 5720MHz	
1+2	Horizontal	Vertical
Peak Avg.	<p> <small>Date: 2016-09-07</small> <small>Site : 03CH07.HY</small> <small>Condition : PEAK_74 3m HF-ANT_130829 HORIZONTAL</small> <small>Detector : Peak</small> <small>Project : 672834</small> <small>Mode : 42</small> <small>: 68.3</small> </p>	<p> <small>Date: 2016-09-07</small> <small>Site : 03CH07.HY</small> <small>Condition : PEAK_74 3m HF-ANT_130829 VERTICAL</small> <small>Detector : Peak</small> <small>Project : 672834</small> <small>Mode : 42</small> <small>: 68.3</small> </p>



Band 3 – Straddle Channel
WIFI 802.11ac VHT40 (Fundamental @ 3m)

WIFI	Band 3 Straddle Channel Fundamental @ 3m	
ANT	802.11ac VHT40 CH142 5710MHz	
1+2	Horizontal	Vertical
<p>Peak Avg.</p>	 <p>Date: 2016-09-07</p> <p>Site : 03CH07-HY Condition : PEAK_74 3m HF-ANT_130629 HORIZONTAL Detector : Peak Project : 672834 Mode : 46</p>	 <p>Date: 2016-09-07</p> <p>Site : 03CH07-HY Condition : PEAK_74 3m HF-ANT_130629 VERTICAL Detector : Peak Project : 672834 Mode : 46</p>



Band 3 – Straddle Channel
WIFI 802.11ac VHT80 (Fundamental @ 3m)

Table with 2 columns: Horizontal and Vertical. Each column contains a spectral plot showing Level (dBuV/m) vs Frequency (MHz) with a peak at approximately 5.8 GHz. The table also includes a 'Peak Avg.' label and detailed test parameters for both orientations.

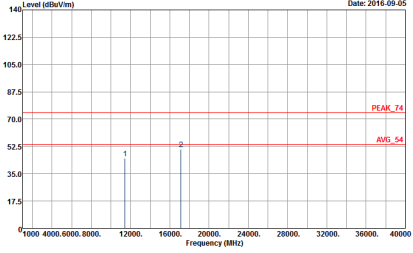
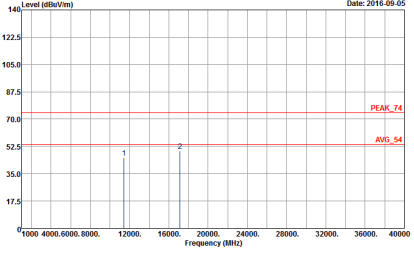


Band 3 - Straddle Channel
WIFI 802.11ac VHT20 (Harmonic @ 3m)

WIFI	Band 3 Straddle Channel Harmonic @ 3m	
ANT	802.11ac VHT20 CH144 5720MHz	
1+2	Horizontal	Vertical
Peak Avg.	<p>Horizontal spectrum plot showing Level (dBuV/m) vs Frequency (MHz). The plot displays two distinct peaks at approximately 12000 MHz and 16000 MHz. The y-axis ranges from 0 to 140 dBuV/m, and the x-axis ranges from 0 to 40000 MHz. Two horizontal red lines are present: one at 70.0 dBuV/m labeled 'PEAK_T4' and another at 52.5 dBuV/m labeled 'AVG_54'. The plot is dated 2016-09-05.</p> <p>Site : 03CH07HY Condition : PEAK_T4 3m SHF-EHF_131029 HORIZONTAL Detector : Peak Project : 672834 Mode : 42</p>	<p>Vertical spectrum plot showing Level (dBuV/m) vs Frequency (MHz). The plot displays two distinct peaks at approximately 12000 MHz and 16000 MHz. The y-axis ranges from 0 to 140 dBuV/m, and the x-axis ranges from 0 to 40000 MHz. Two horizontal red lines are present: one at 70.0 dBuV/m labeled 'PEAK_T4' and another at 52.5 dBuV/m labeled 'AVG_54'. The plot is dated 2016-09-05.</p> <p>Site : 03CH07HY Condition : PEAK_T4 3m SHF-EHF_131029 VERTICAL Detector : Peak Project : 672834 Mode : 42</p>



Band 3 – Straddle Channel
WIFI 802.11ac VHT40 (Harmonic @ 3m)

WIFI	Band 3 Straddle Channel Harmonic @ 3m	
ANT	802.11ac VHT40 CH142 5710MHz	
1+2	Horizontal	Vertical
<p>Peak</p> <p>Avg.</p>	 <p>Site : 03CH07.HY Condition : PEAK_74 3m SHF-EHF_131029 HORIZONTAL Detector : Peak Project : 672834 Mode : 46</p>	 <p>Site : 03CH07.HY Condition : PEAK_74 3m SHF-EHF_131029 VERTICAL Detector : Peak Project : 672834 Mode : 46</p>



Band 3 – Straddle Channel
WIFI 802.11ac VHT80 (Harmonic @ 3m)

Table with 2 columns: Horizontal and Vertical. Each column contains a spectrum plot showing Level (dBuV/m) vs Frequency (MHz) with peak and average markers. Includes metadata like Site, Condition, Detector, Project, and Mode.



Emission below 1GHz
5GHz WIFI 802.11ac VHT20 (LF)

Table with 2 columns: Horizontal and Vertical. Each column contains a spectral plot of Level (dBuV/m) vs Frequency (MHz) from 50 to 1000 MHz. The plots show a blue signal line and a red QP limit line. Metadata for both plots includes Site: 03CH07HY, Condition: QP 3m LF-ANT-35419(6), Detector: Peak, Project: 672834, Mode: 102.

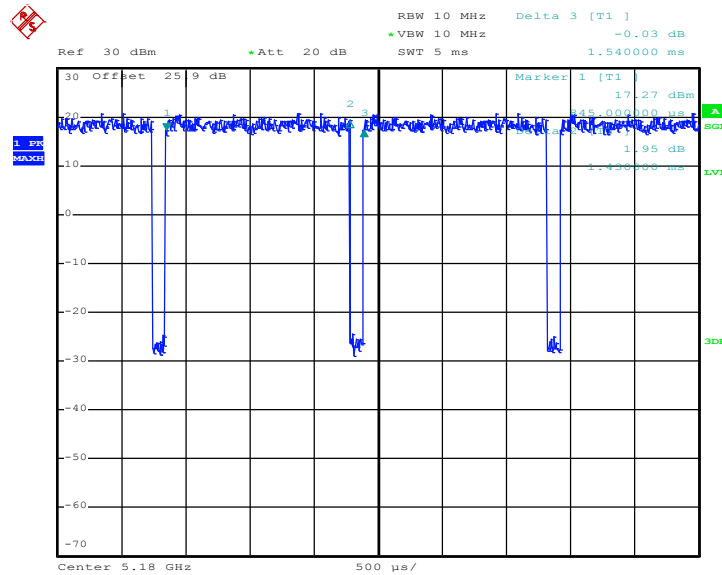
Appendix D. Duty Cycle Plots

Antenna	Band	Duty Cycle(%)	T(us)	1/T(kHz)	VBW Setting
1	802.11a	92.86	1430	0.699300699	1kHz
2	802.11a	92.86	1430	0.699300699	1kHz
1+2	802.11a for Ant 1	92.86	1430	0.699300699	1kHz
1+2	802.11a for Ant 2	92.86	1430	0.699300699	1kHz
1	5GHz 802.11n HT20	92.86	1430	0.699300699	1kHz
2	5GHz 802.11n HT20	92.86	1430	0.699300699	1kHz
1+2	5GHz 802.11n HT20 for Ant 1	92.86	1430	0.699300699	1kHz
1+2	5GHz 802.11n HT20 for Ant 2	92.86	1430	0.699300699	1kHz
1	5GHz 802.11n HT40	98.01	-	-	10Hz
2	5GHz 802.11n HT40	98.01	-	-	10Hz
1+2	5GHz 802.11n HT40 for Ant 1	97.91	945	1.058201058	3kHz
1+2	5GHz 802.11n HT40 for Ant 2	98.00	-	-	10Hz
1	5GHz 802.11ac VHT20	92.86	1354.167	0.738461357	1kHz
2	5GHz 802.11ac VHT20	92.28	1341.34	0.745523134	1kHz
1+2	5GHz 802.11ac VHT20 for Ant 1	92.83	1347.756	0.741974067	1kHz
1+2	5GHz 802.11ac VHT20 for Ant 2	92.82	1346.154	0.742857058	1kHz
1	5GHz 802.11ac VHT40	98.02	-	-	10Hz
2	5GHz 802.11ac VHT40	98.21	-	-	10Hz
1+2	5GHz 802.11ac VHT40 for Ant 1	98.02	-	-	10Hz
1+2	5GHz 802.11ac VHT40 for Ant 2	98.03	-	-	10Hz
1	5GHz 802.11ac VHT80	95.95	455.769231	2.194092826	3kHz
2	5GHz 802.11ac VHT80	95.05	461.538462	2.166666665	3kHz
1+2	5GHz 802.11ac VHT80 for Ant 1	95.96	456.730768	2.18947369	3kHz
1+2	5GHz 802.11ac VHT80 for Ant 2	95.96	456.730769	2.189473685	3kHz



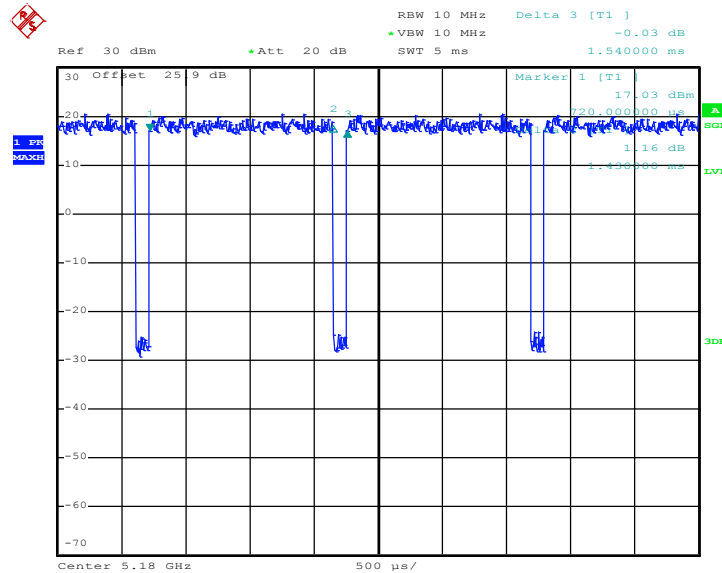
<Ant. 1>

802.11a



Date: 18.AUG.2016 20:03:34

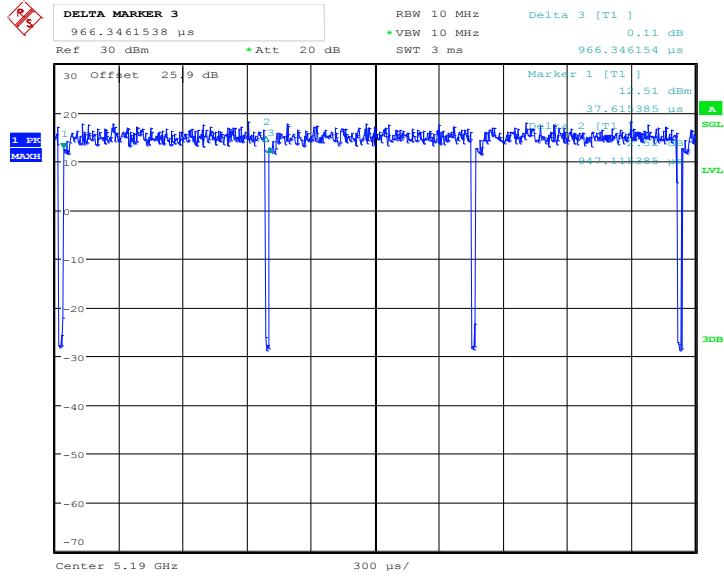
802.11n HT20



Date: 18.AUG.2016 21:16:39

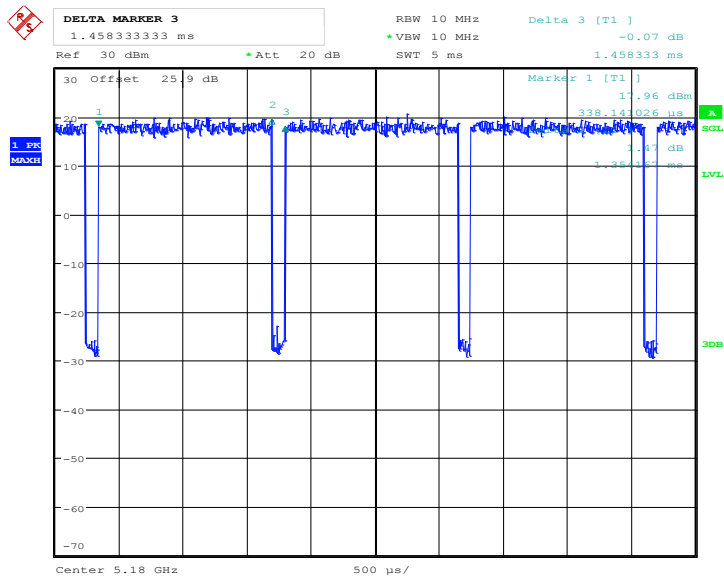


802.11n HT40



Date: 18.AUG.2016 22:32:42

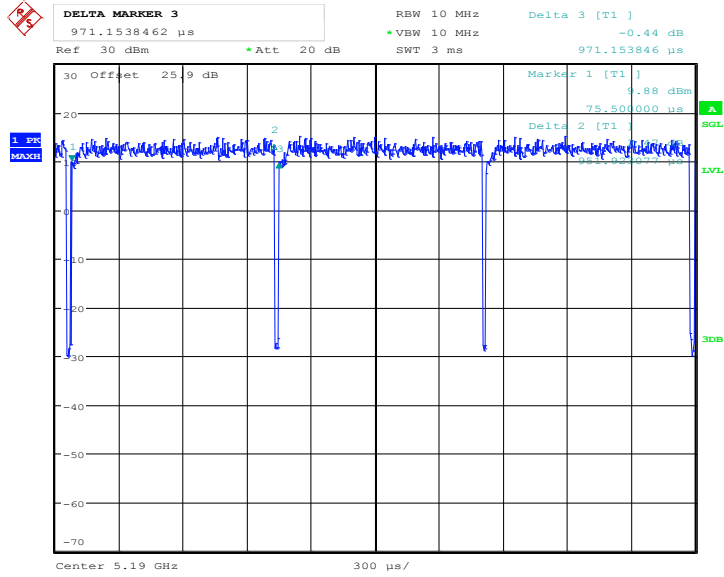
802.11ac VHT20



Date: 18.AUG.2016 23:33:33

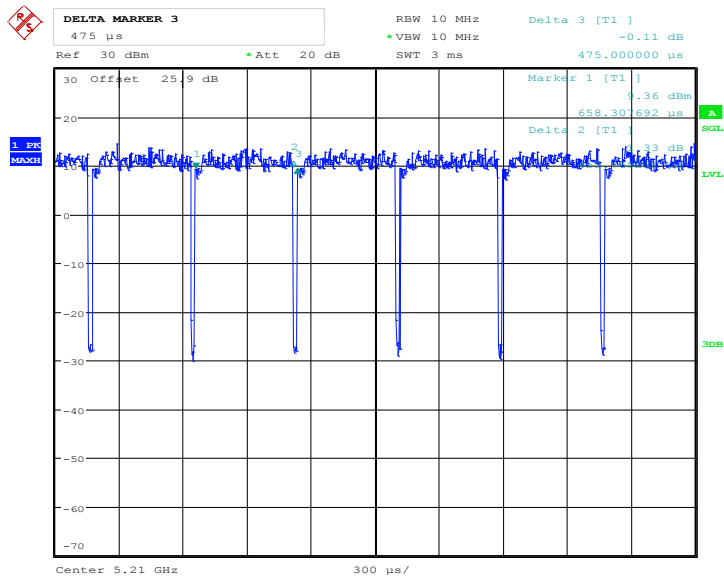


802.11ac VHT40



Date: 18.AUG.2016 23:41:03

802.11ac VHT80

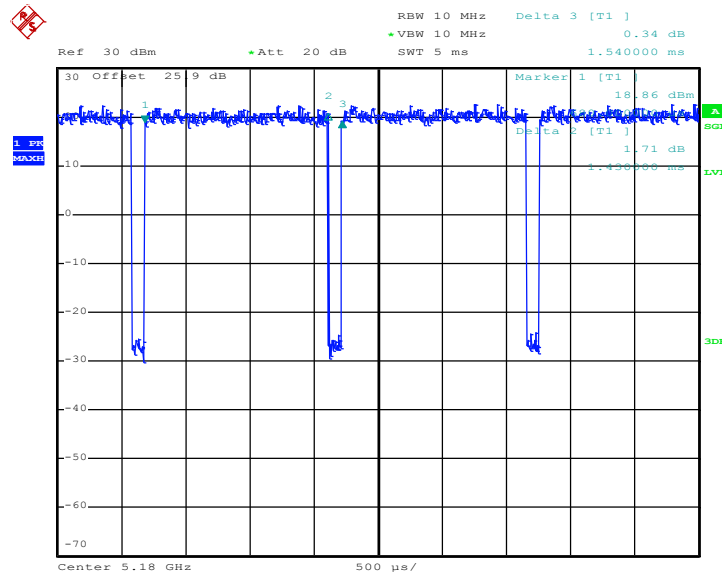


Date: 18.AUG.2016 23:49:55



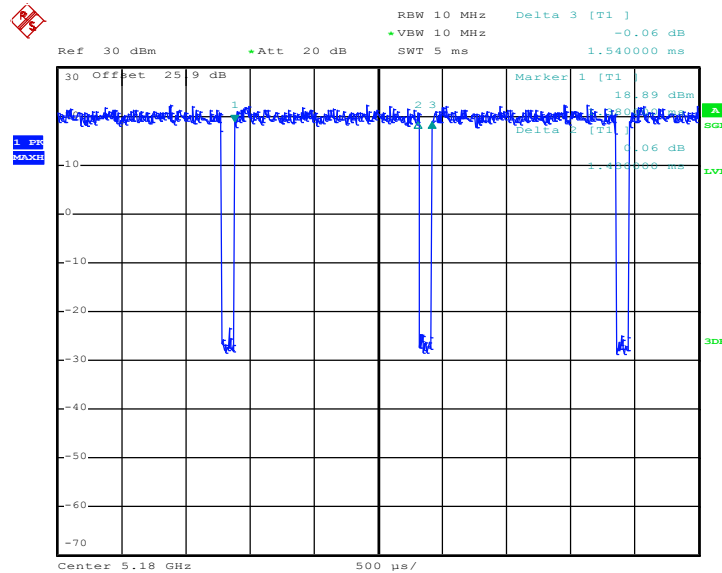
<Ant. 2>

802.11a



Date: 18.AUG.2016 20:04:56

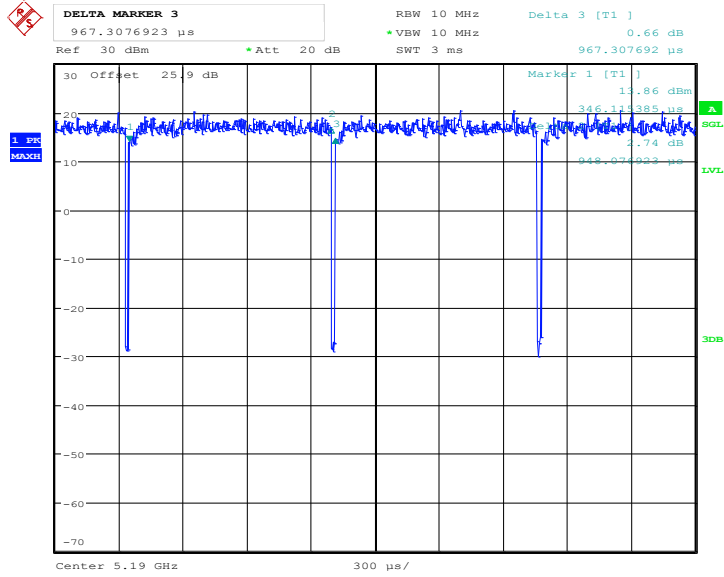
802.11n HT20



Date: 18.AUG.2016 21:18:23

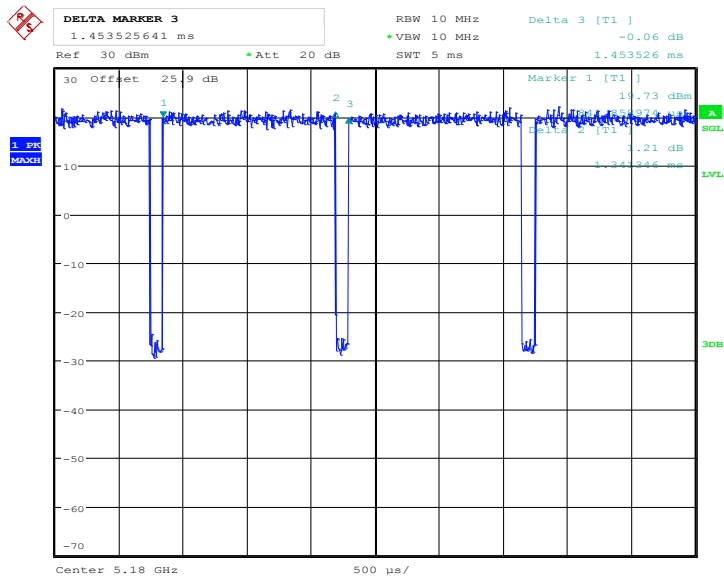


802.11n HT40



Date: 18.AUG.2016 22:34:54

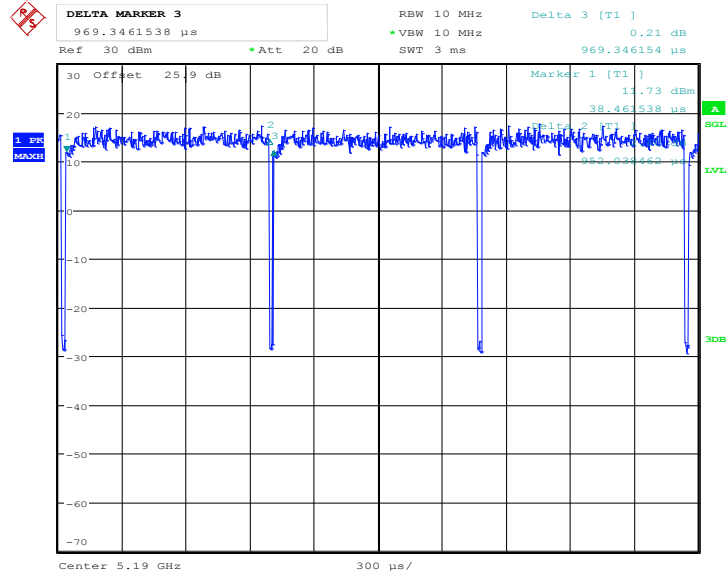
802.11ac VHT20



Date: 18.AUG.2016 23:35:37

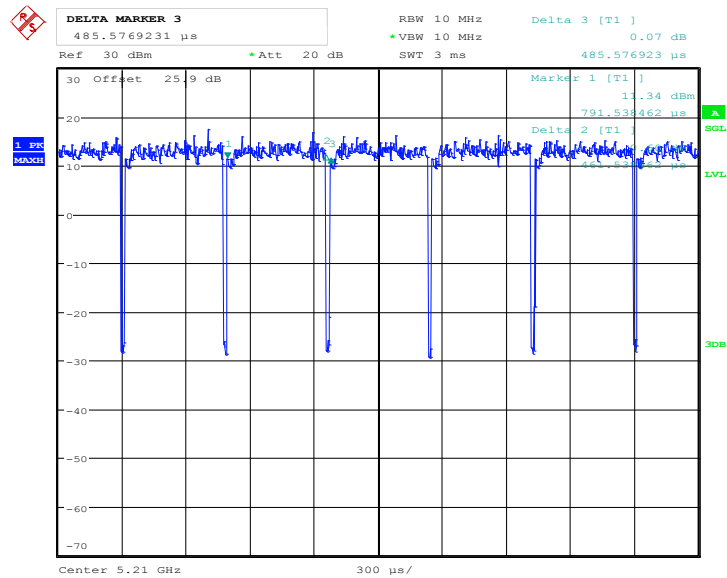


802.11ac VHT40



Date: 18.AUG.2016 23:42:22

802.11ac VHT80

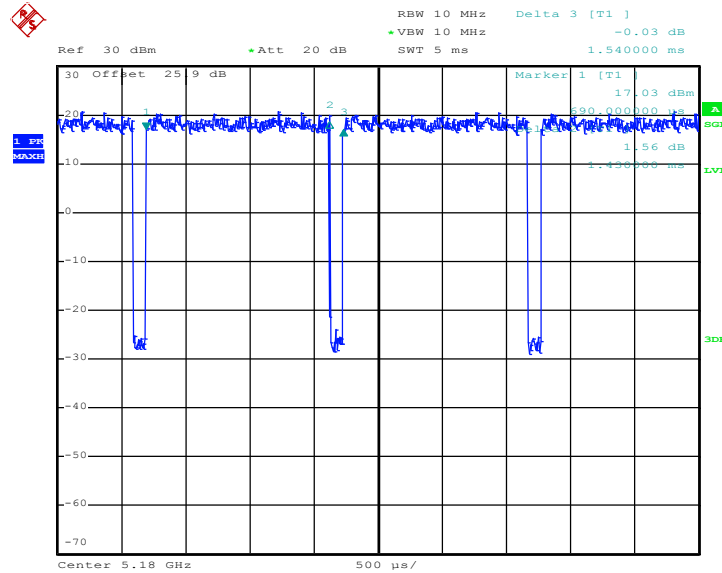


Date: 18.AUG.2016 23:51:32



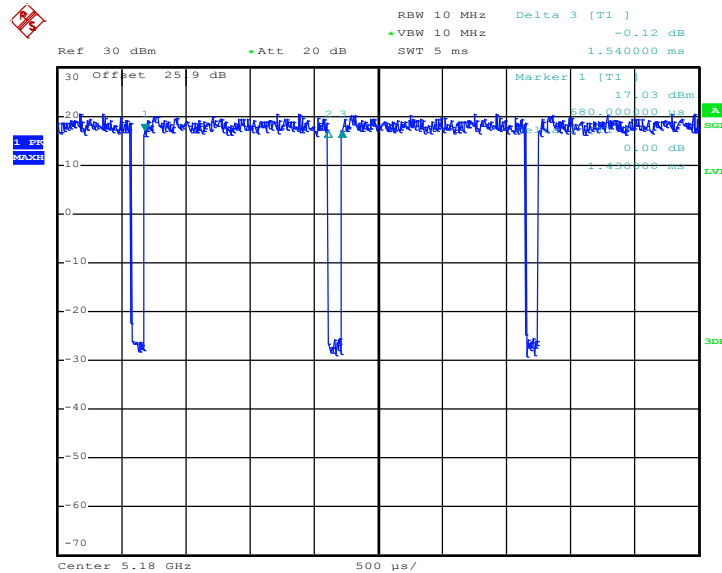
MIMO <Ant. 1+2(1)>

802.11a



Date: 18.AUG.2016 20:19:15

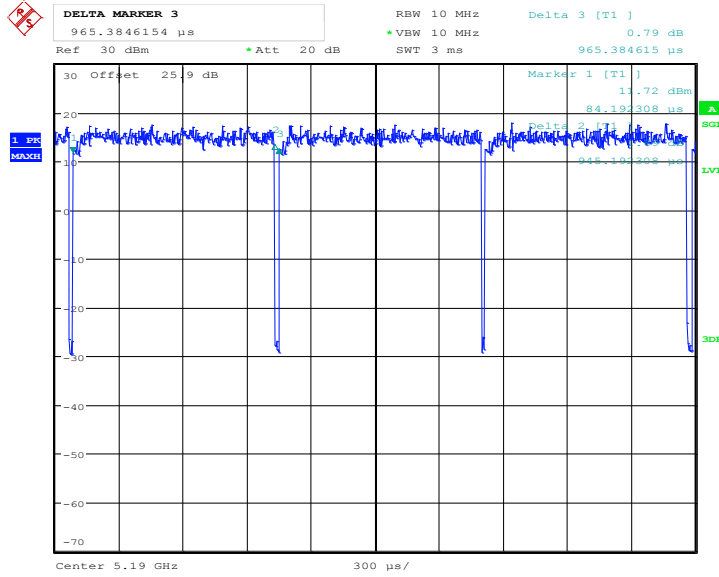
802.11n HT20



Date: 18.AUG.2016 21:33:22

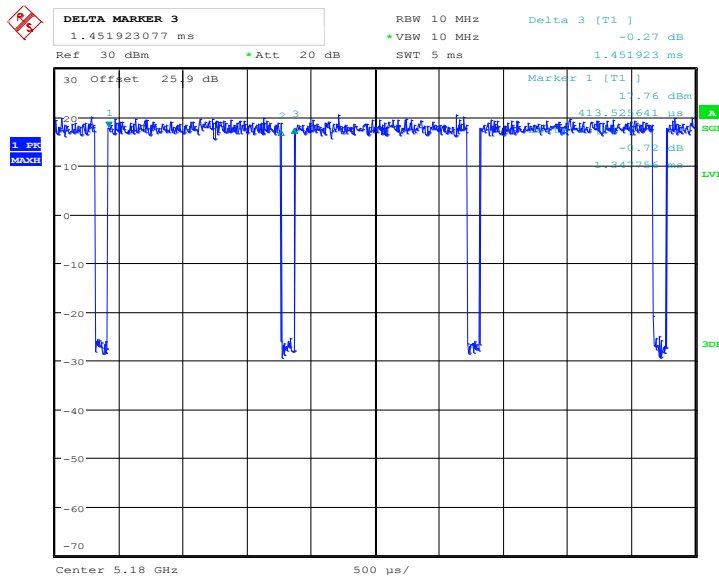


802.11n HT40



Date: 18.AUG.2016 22:39:15

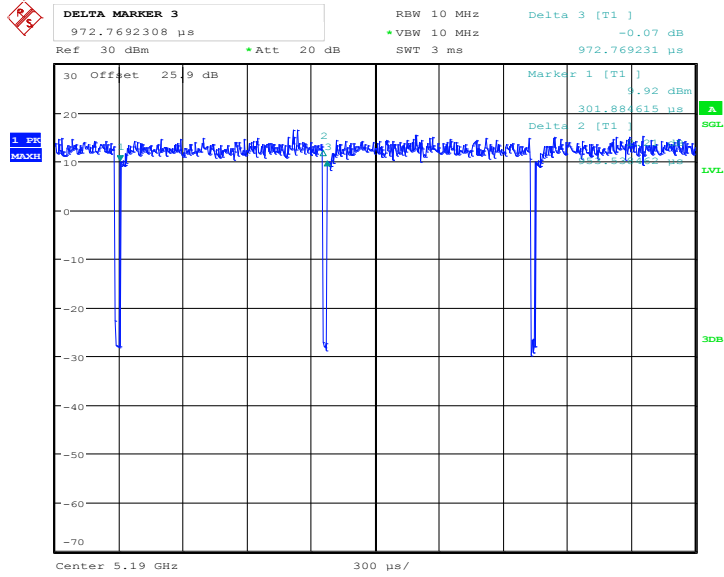
802.11ac VHT20



Date: 18.AUG.2016 23:37:50

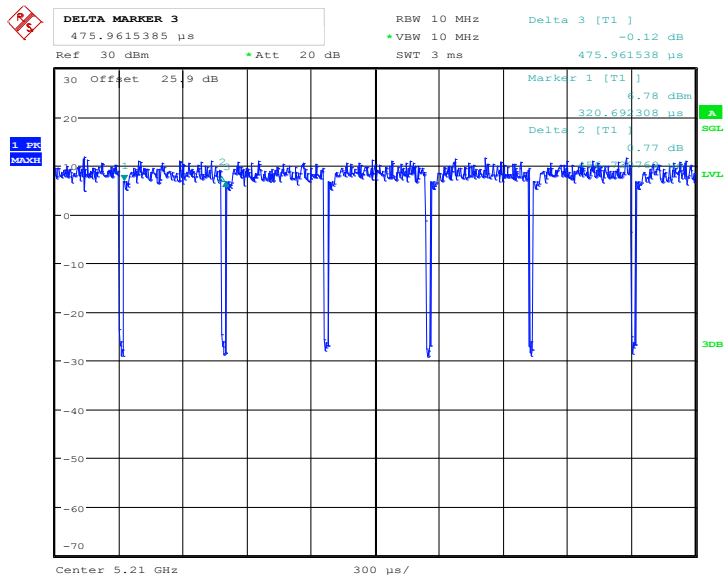


802.11ac VHT40



Date: 18.AUG.2016 23:44:03

802.11ac VHT80

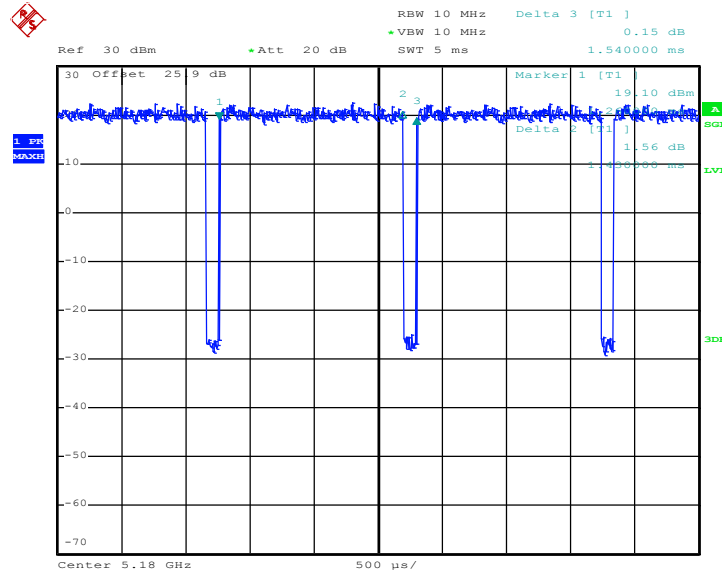


Date: 18.AUG.2016 23:53:54



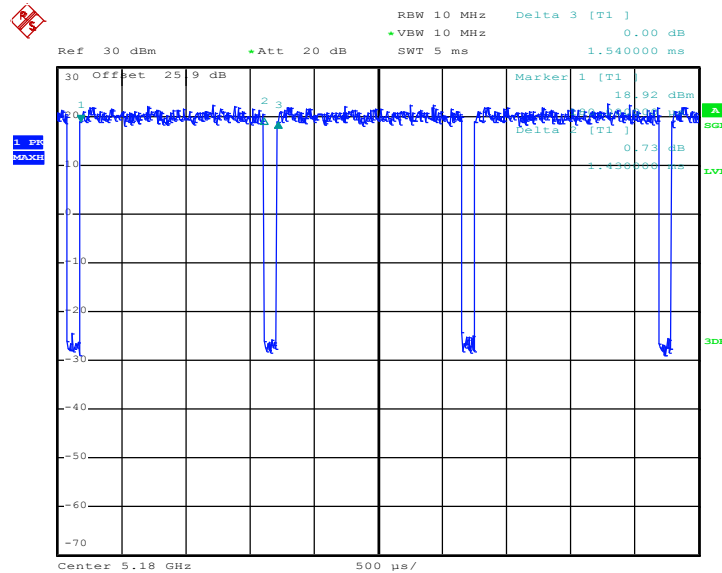
MIMO <Ant. 1+2(2)>

802.11a



Date: 18.AUG.2016 20:20:08

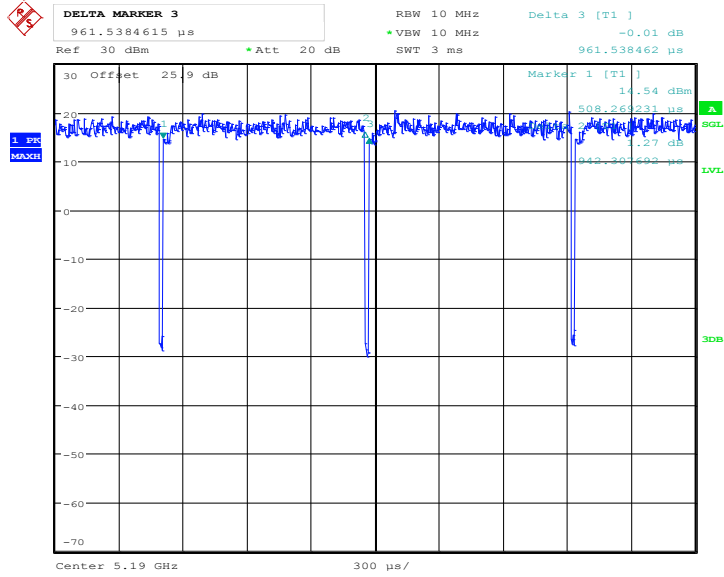
802.11n HT20



Date: 18.AUG.2016 21:35:22

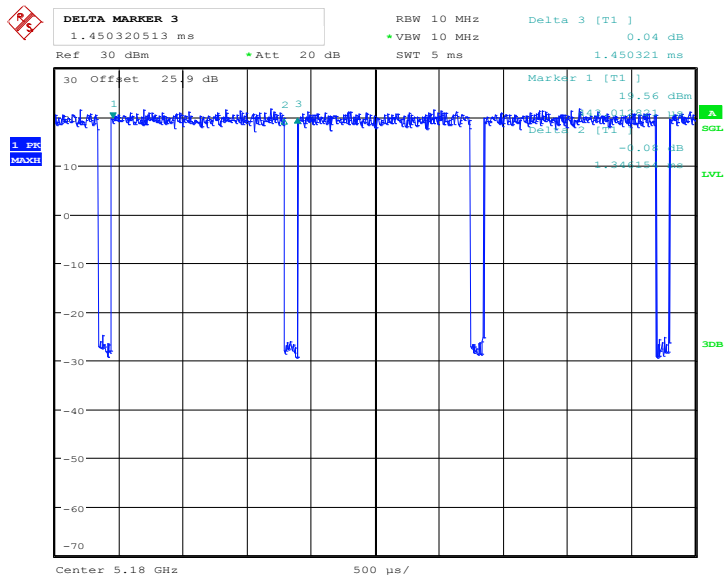


802.11n HT40



Date: 18.AUG.2016 22:38:16

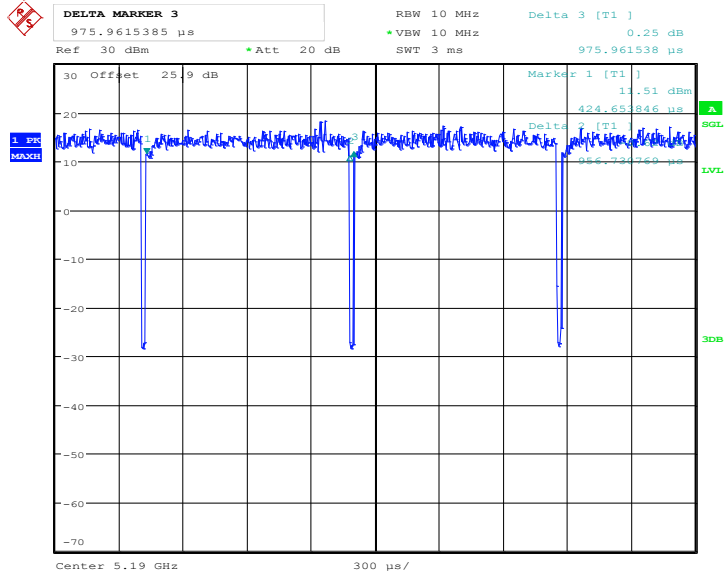
802.11ac VHT20



Date: 18.AUG.2016 23:39:03

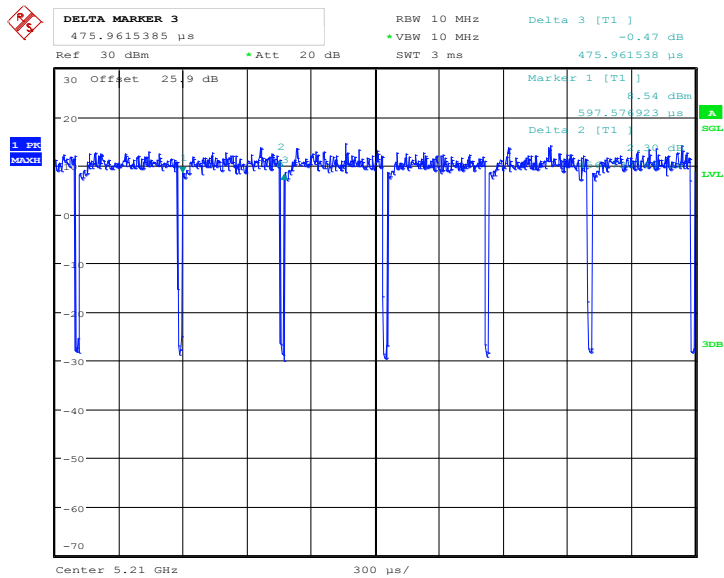


802.11ac VHT40



Date: 18.AUG.2016 23:45:26

802.11ac VHT80



Date: 18.AUG.2016 23:54:39