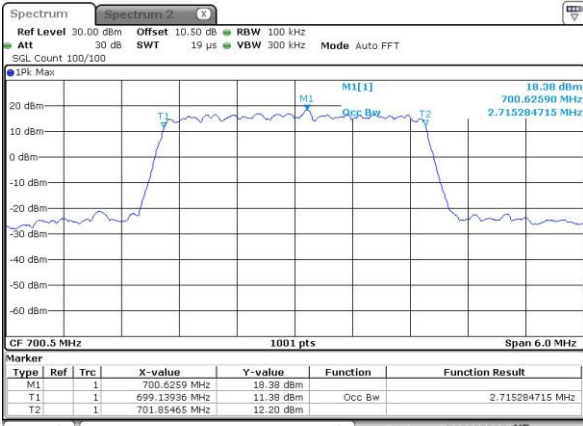




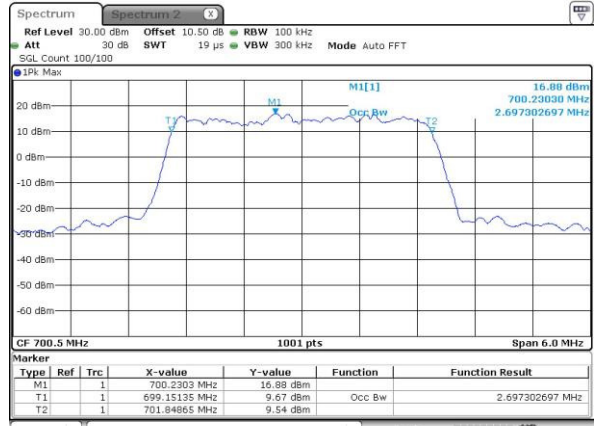
LTE Band 12

Lowest Channel / 3MHz / QPSK



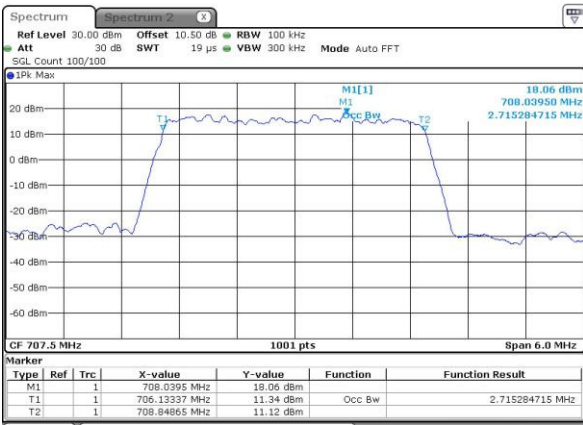
Date: 1,SEP,2016 19:10:55

Lowest Channel / 3MHz / 16QAM



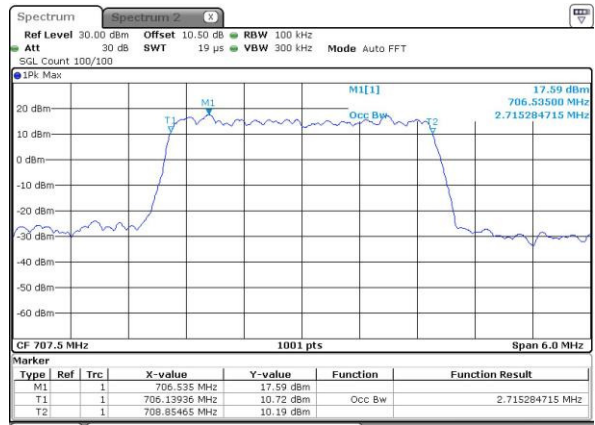
Date: 1,SEP,2016 19:11:08

Middle Channel / 3MHz / QPSK



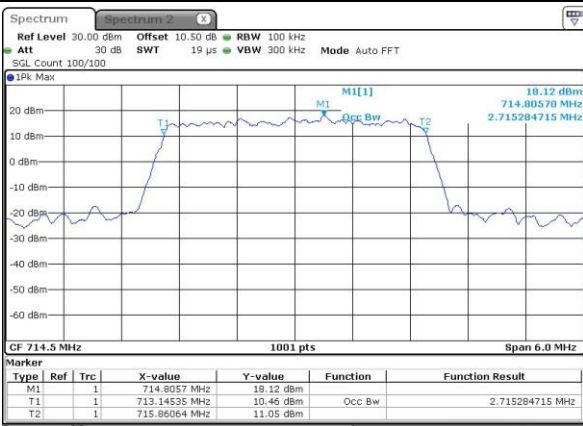
Date: 1,SEP,2016 19:18:31

Middle Channel / 3MHz / 16QAM



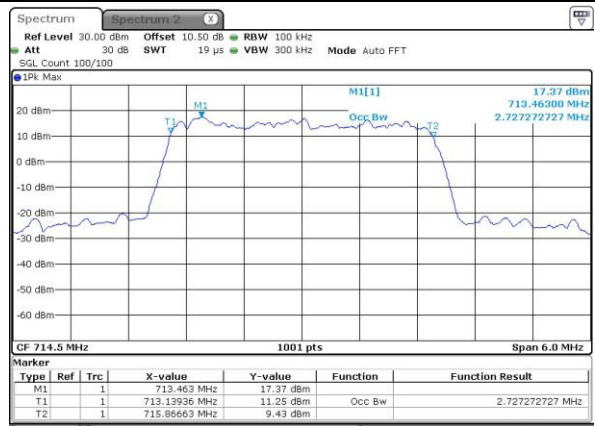
Date: 1,SEP,2016 19:18:20

Highest Channel / 3MHz / QPSK



Date: 1,SEP,2016 19:21:03

Highest Channel / 3MHz / 16QAM

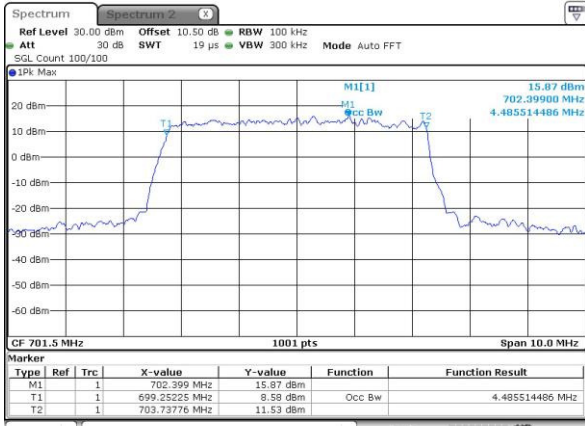


Date: 1,SEP,2016 19:21:15



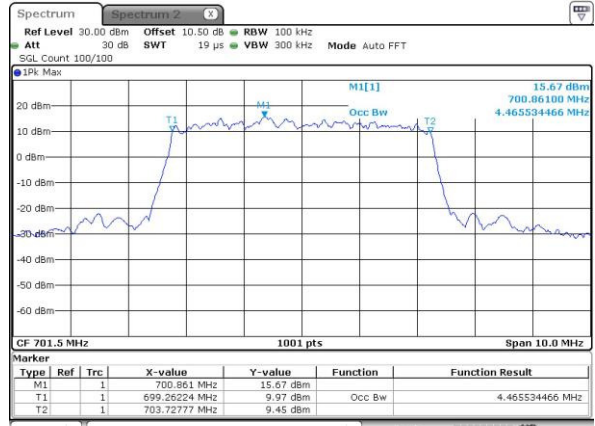
LTE Band 12

Lowest Channel / 5MHz / QPSK



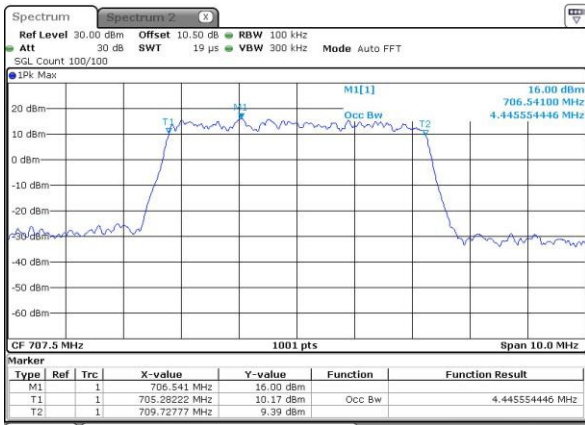
Date: 1,SEP,2016 19:28:25

Lowest Channel / 5MHz / 16QAM



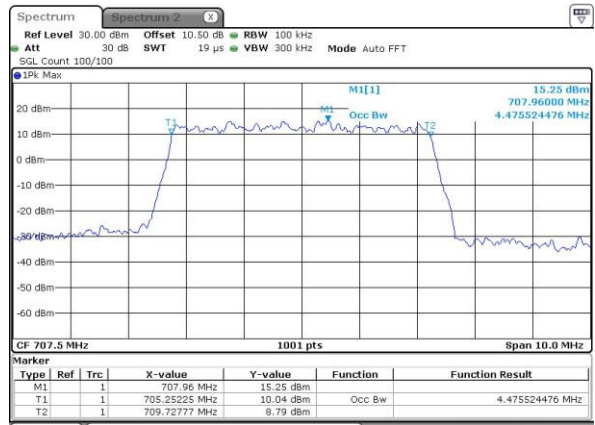
Date: 1,SEP,2016 19:28:37

Middle Channel / 5MHz / QPSK



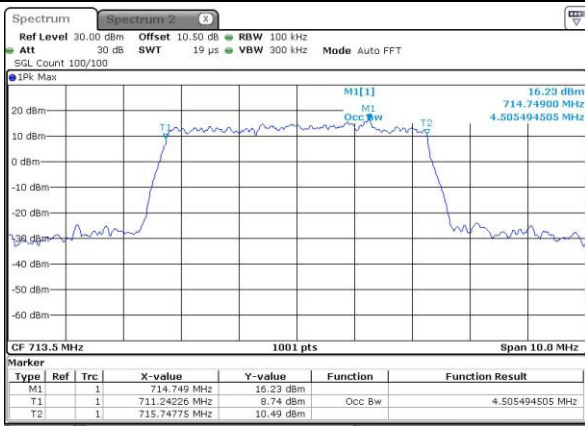
Date: 1,SEP,2016 19:35:59

Middle Channel / 5MHz / 16QAM



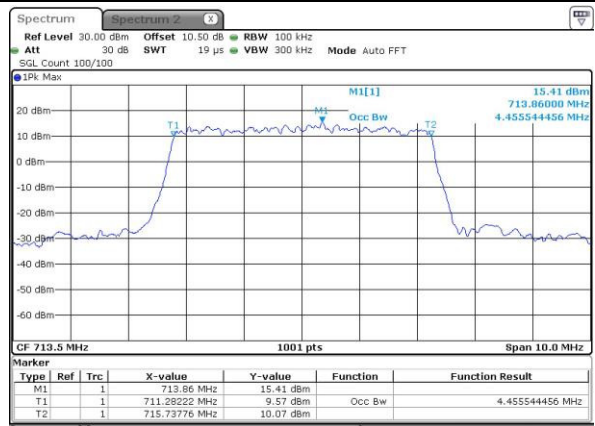
Date: 1,SEP,2016 19:35:46

Highest Channel / 5MHz / QPSK



Date: 1,SEP,2016 19:38:32

Highest Channel / 5MHz / 16QAM

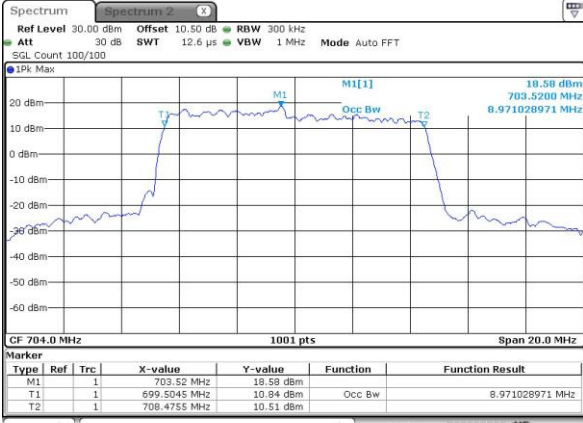


Date: 1,SEP,2016 19:38:43



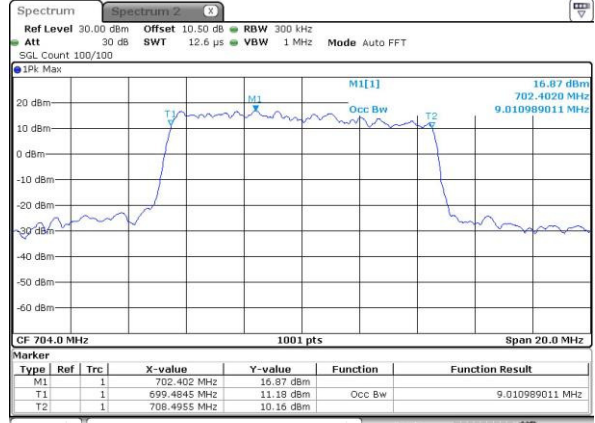
LTE Band 12

Lowest Channel / 10MHz / QPSK



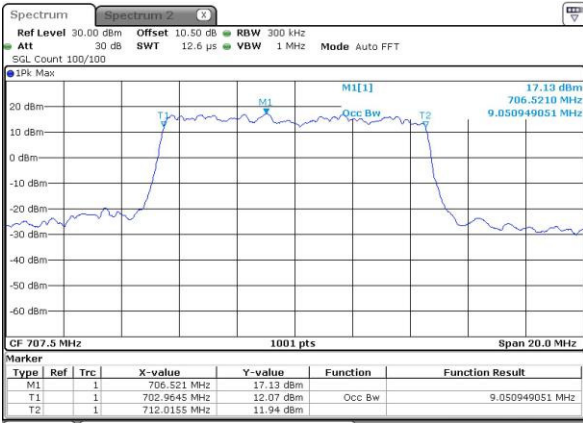
Date: 1,SEP,2016 19:45:54

Lowest Channel / 10MHz / 16QAM



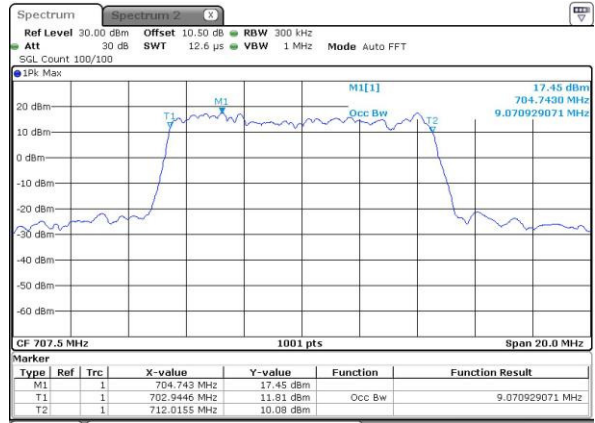
Date: 1,SEP,2016 19:46:05

Middle Channel / 10MHz / QPSK



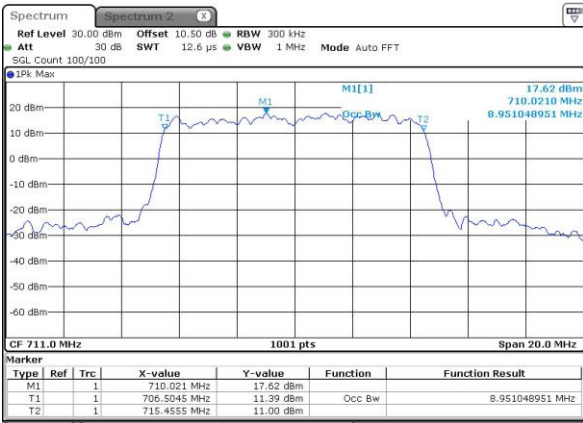
Date: 1,SEP,2016 19:53:28

Middle Channel / 10MHz / 16QAM



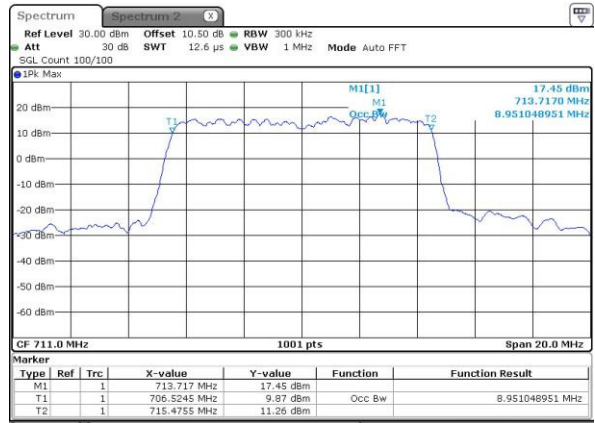
Date: 1,SEP,2016 19:53:16

Highest Channel / 10MHz / QPSK



Date: 1,SEP,2016 19:56:01

Highest Channel / 10MHz / 16QAM



Date: 1,SEP,2016 19:56:12

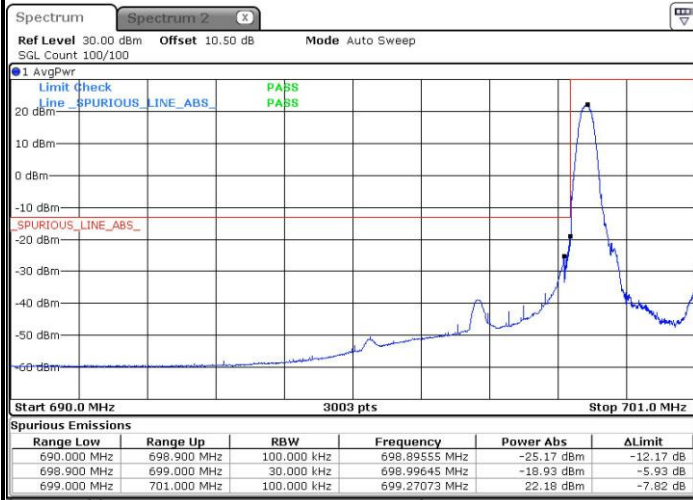


Conducted Band Edge



LTE Band 12 / 1.4MHz / QPSK

Lowest Band Edge / 1 RB



Highest Band Edge / 1RB



Lowest Band Edge / Full RB



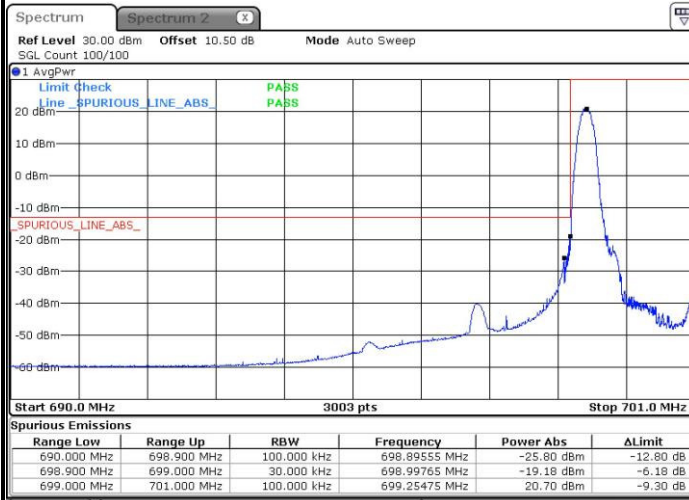
Highest Band Edge / Full RB





LTE Band 12 / 1.4MHz / 16QAM

Lowest Band Edge / 1 RB



Date: 1.SEP.2016 20:09:18

Highest Band Edge / 1 RB



Date: 1.SEP.2016 20:19:28

Lowest Band Edge / Full RB



Date: 1.SEP.2016 20:08:09

Highest Band Edge / Full RB

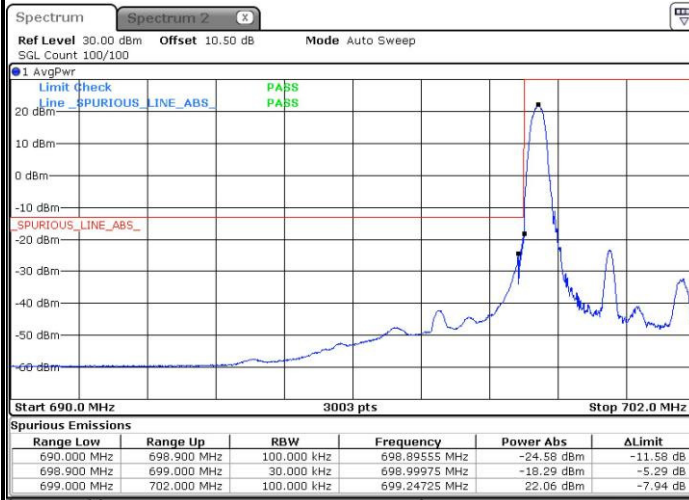


Date: 1.SEP.2016 20:18:18



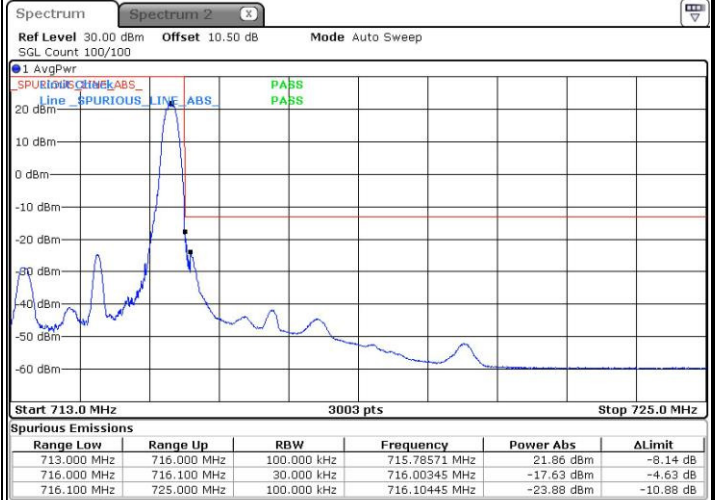
LTE Band 12 / 3MHz / QPSK

Lowest Band Edge / 1RB



Date: 1.SEP.2016 19:16:10

Highest Band Edge / 1 RB



Date: 1.SEP.2016 19:26:16

Lowest Band Edge / Full RB



Date: 1.SEP.2016 19:12:41

Highest Band Edge / Full RB

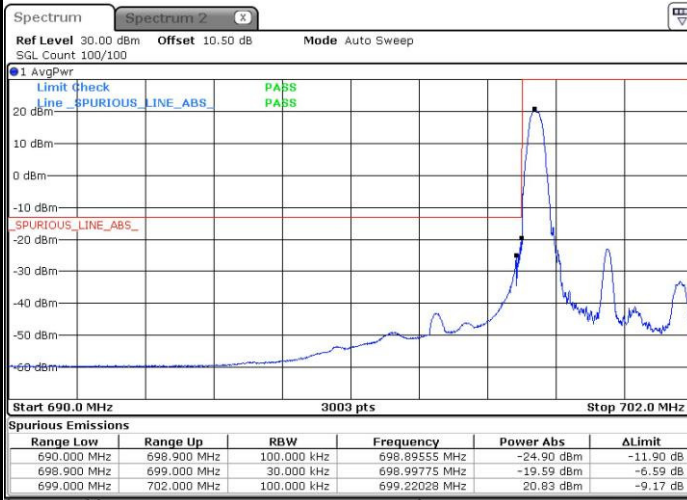


Date: 1.SEP.2016 19:22:48



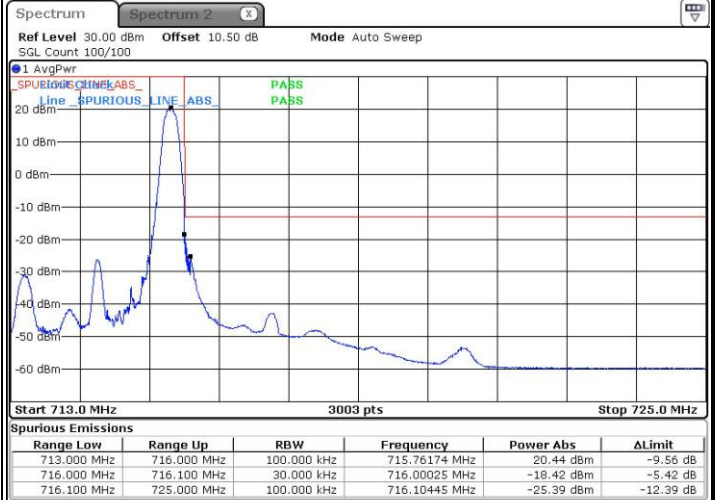
LTE Band 12 / 3MHz / 16QAM

Lowest Band Edge / 1 RB



Date: 1.SEP.2016 19:15:00

Highest Band Edge / 1 RB



Date: 1.SEP.2016 19:25:07

Lowest Band Edge / Full RB



Date: 1.SEP.2016 19:13:51

Highest Band Edge / Full RB

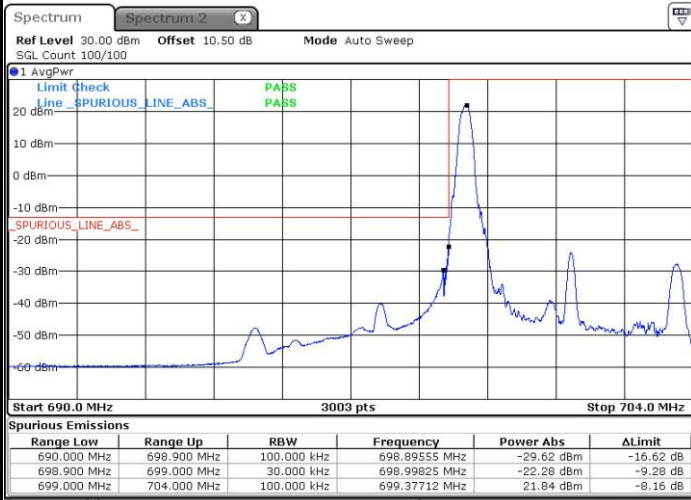


Date: 1.SEP.2016 19:23:57



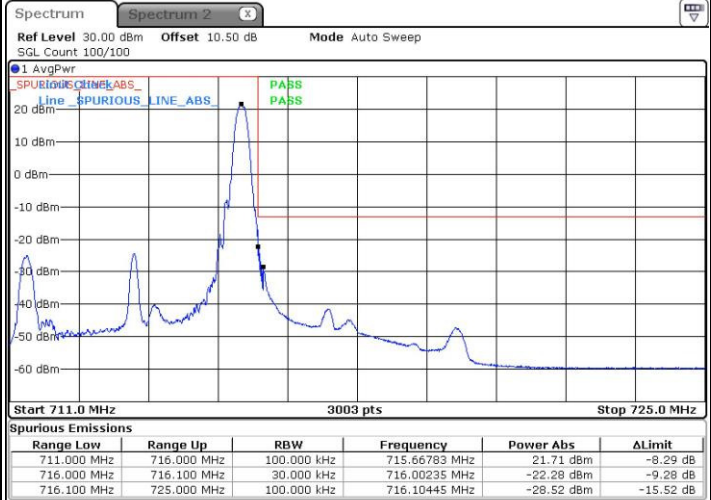
LTE Band 12 / 5MHz / QPSK

Lowest Band Edge / 1 RB



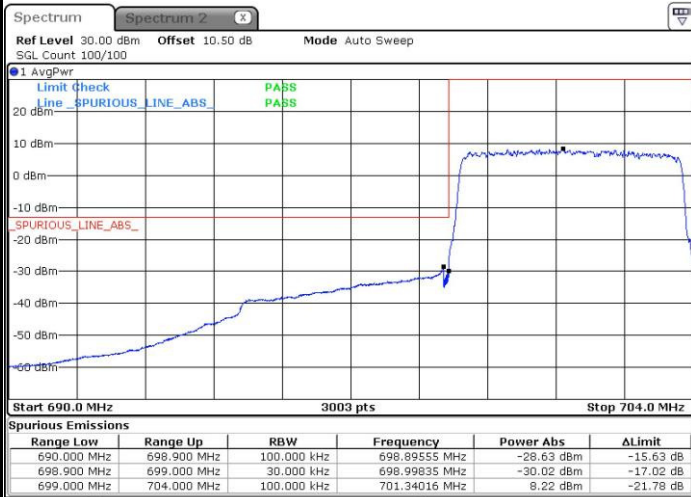
Date: 1.SEP.2016 19:33:38

Highest Band Edge / 1 RB



Date: 1.SEP.2016 19:42:35

Lowest Band Edge / Full RB



Date: 1.SEP.2016 19:30:10

Highest Band Edge / Full RB

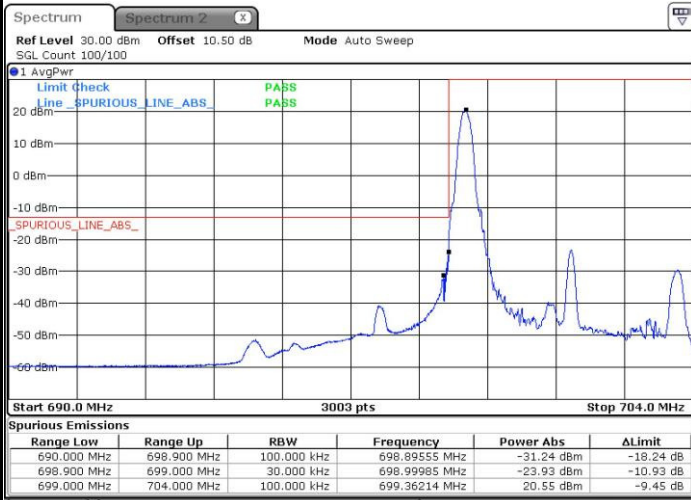


Date: 1.SEP.2016 19:40:16



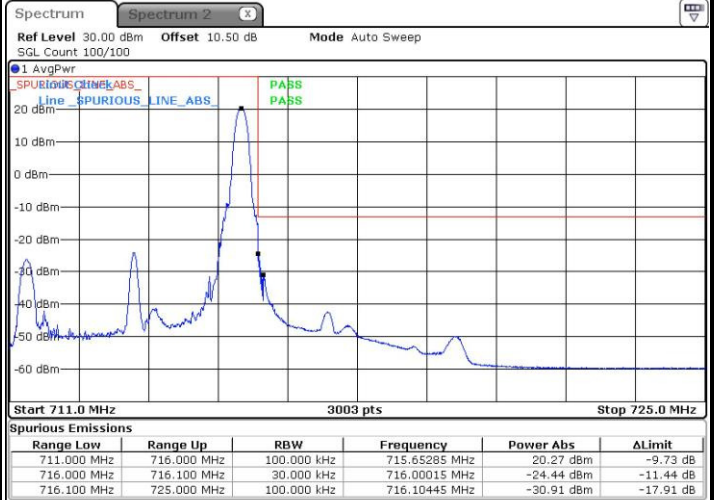
LTE Band 12 / 5MHz / 16QAM

Lowest Band Edge / 1RB



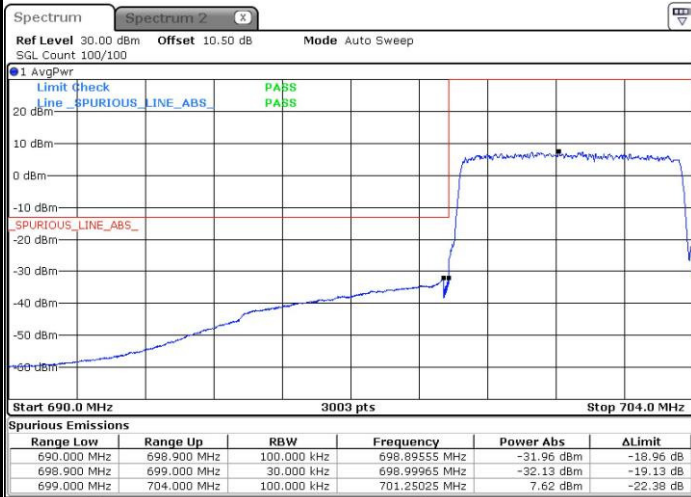
Date: 1.SEP.2016 19:32:29

Highest Band Edge / 1 RB



Date: 1.SEP.2016 19:43:44

Lowest Band Edge / Full RB



Date: 1.SEP.2016 19:31:19

Highest Band Edge / Full RB

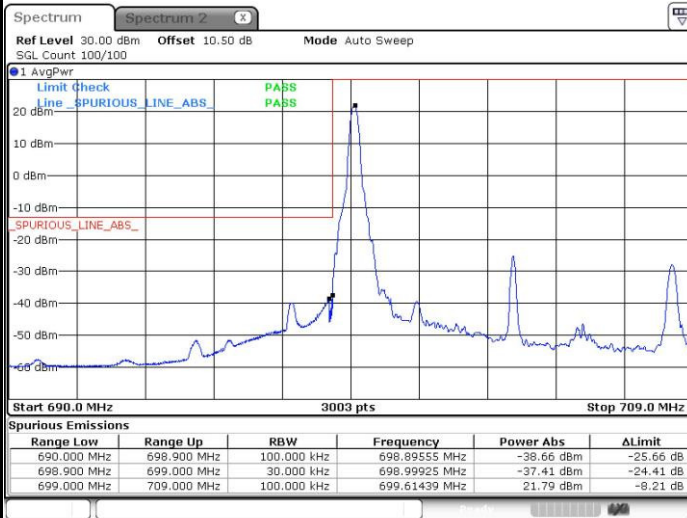


Date: 1.SEP.2016 19:41:26

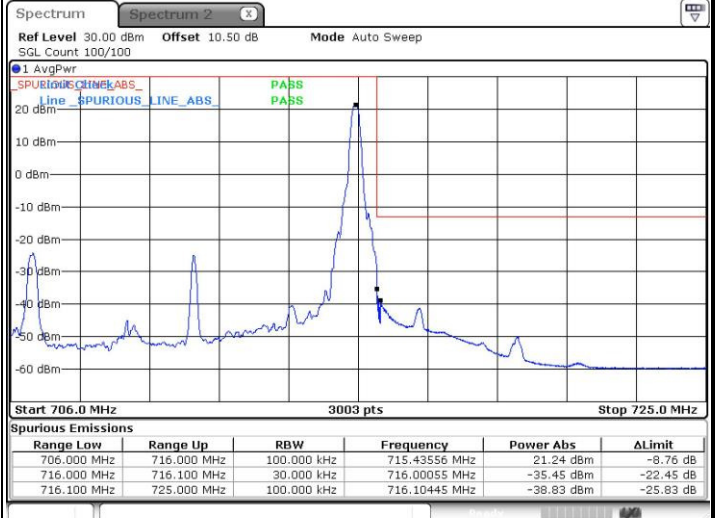


LTE Band 12 / 10MHz / QPSK

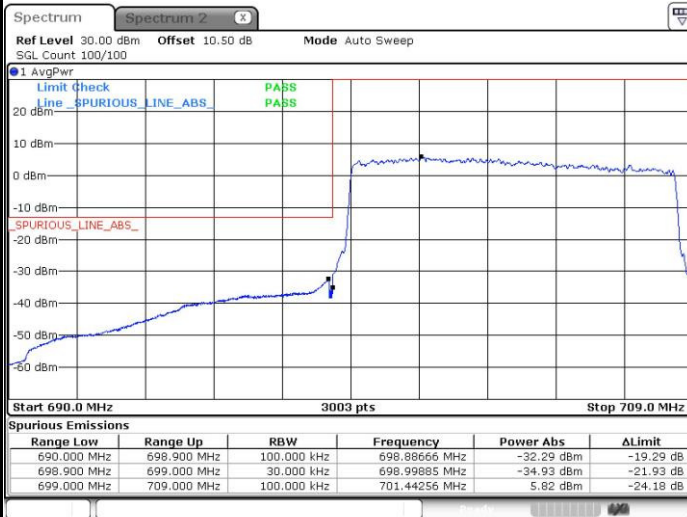
Lowest Band Edge / 1 RB



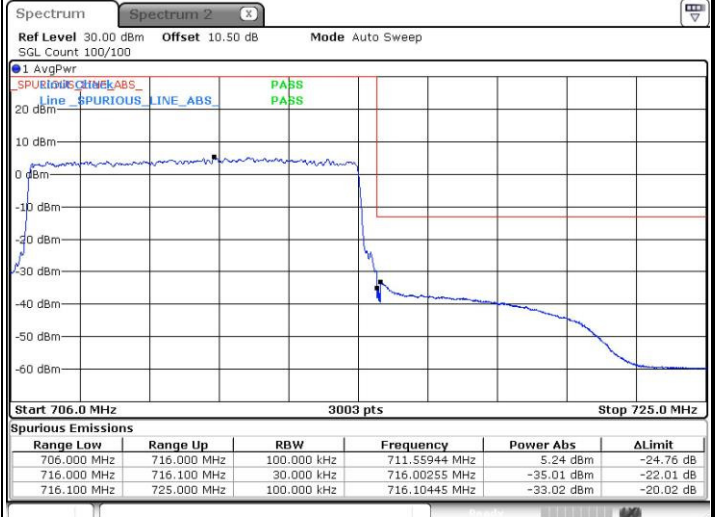
Highest Band Edge / 1 RB



Lowest Band Edge / Full RB



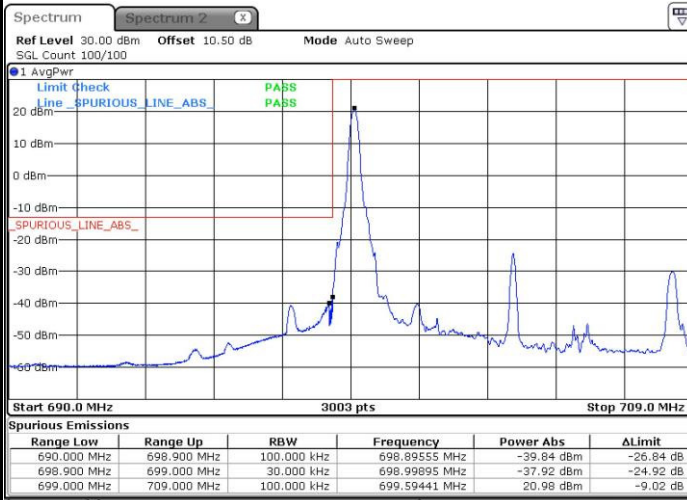
Highest Band Edge / Full RB





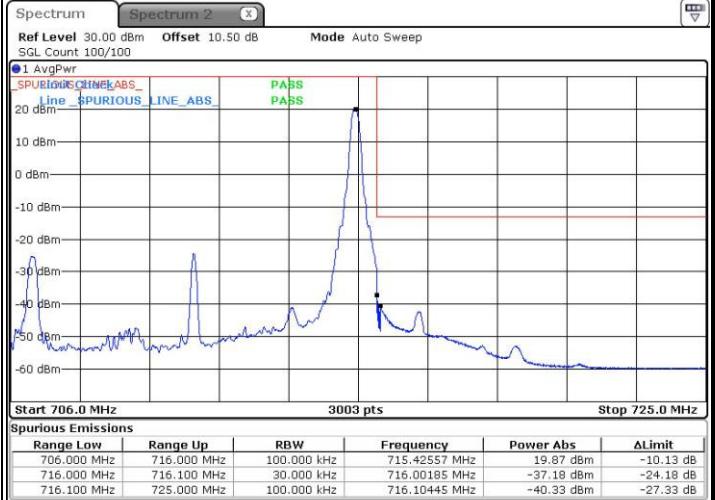
LTE Band 12 / 10MHz / 16QAM

Lowest Band Edge / 1 RB



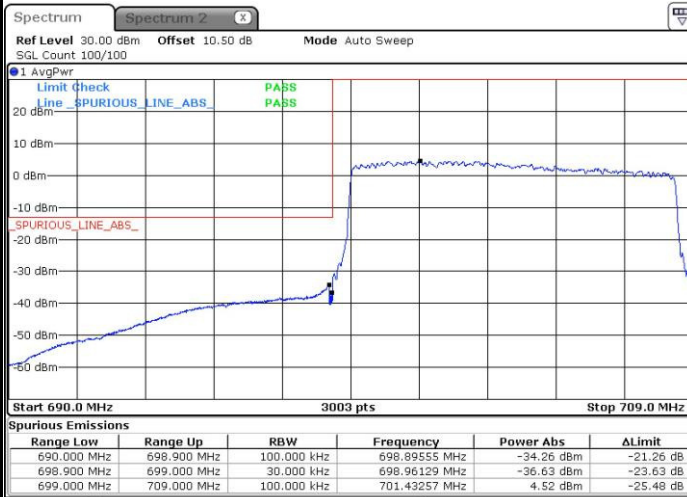
Date: 1.SEP.2016 19:49:57

Highest Band Edge / 1 RB



Date: 1.SEP.2016 20:00:04

Lowest Band Edge / Full RB



Date: 1.SEP.2016 19:48:48

Highest Band Edge / Full RB



Date: 1.SEP.2016 19:58:55

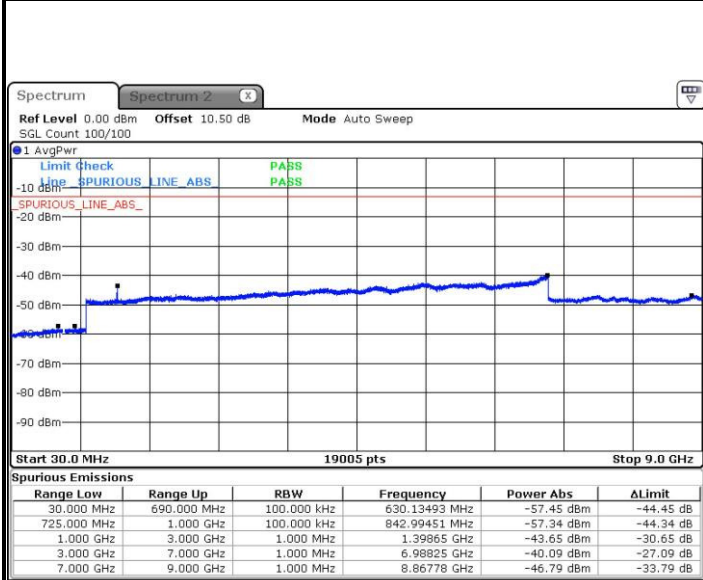


Conducted Spurious Emission



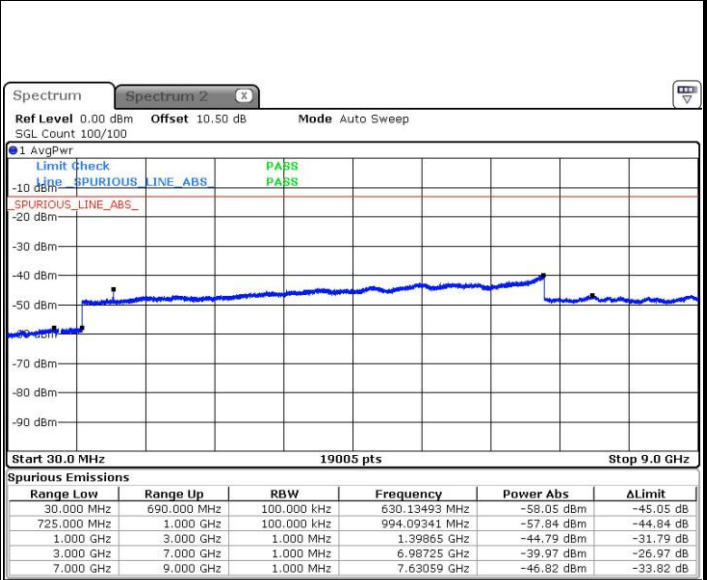
LTE Band 12 / 1.4MHz

Lowest Channel / QPSK



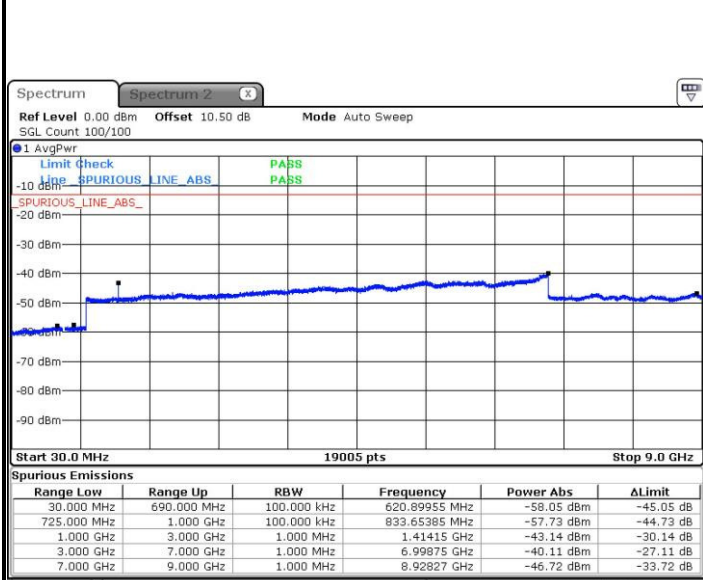
Date: 1.SEP.2016 20:11:26

Lowest Channel / 16QAM



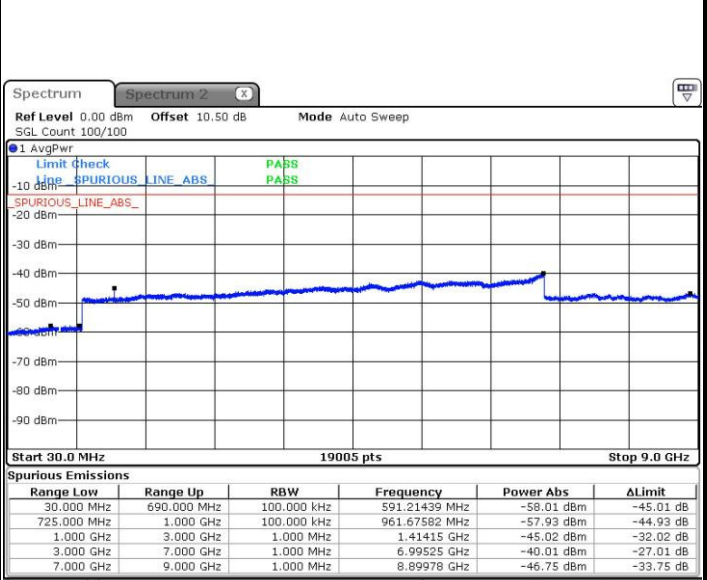
Date: 1.SEP.2016 20:12:24

Middle Channel / QPSK



Date: 1.SEP.2016 20:15:09

Middle Channel / 16QAM

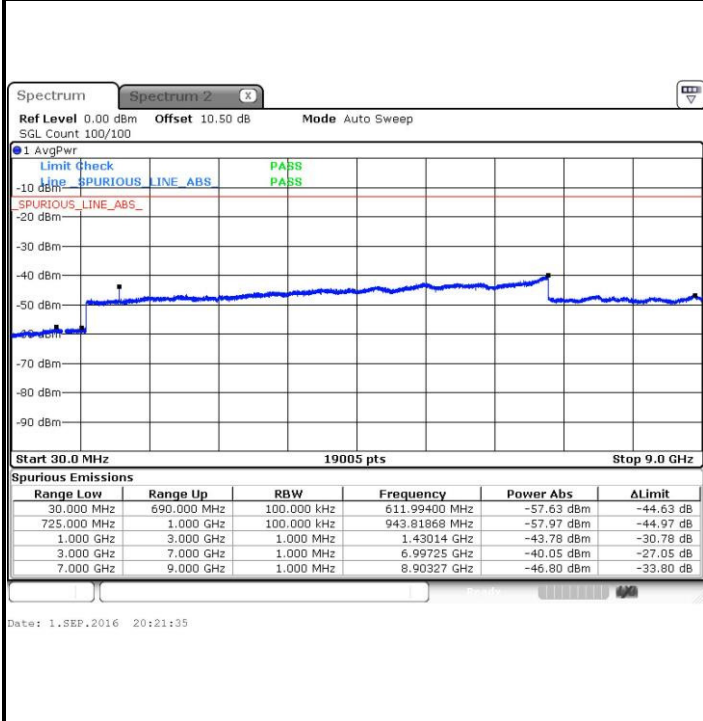


Date: 1.SEP.2016 20:14:10



LTE Band 12 / 1.4MHz

Highest Channel / QPSK

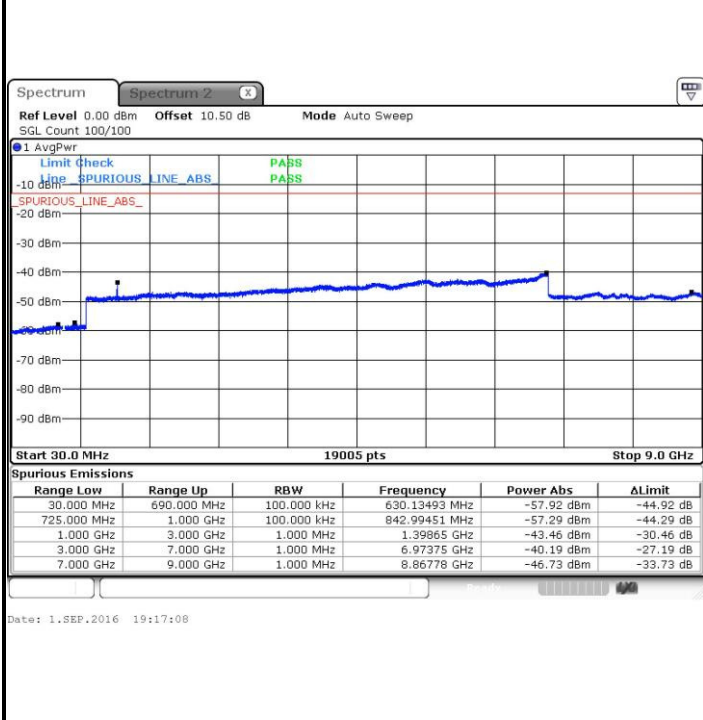


Highest Channel / 16QAM



LTE Band 12 / 3MHz

Lowest Channel / QPSK



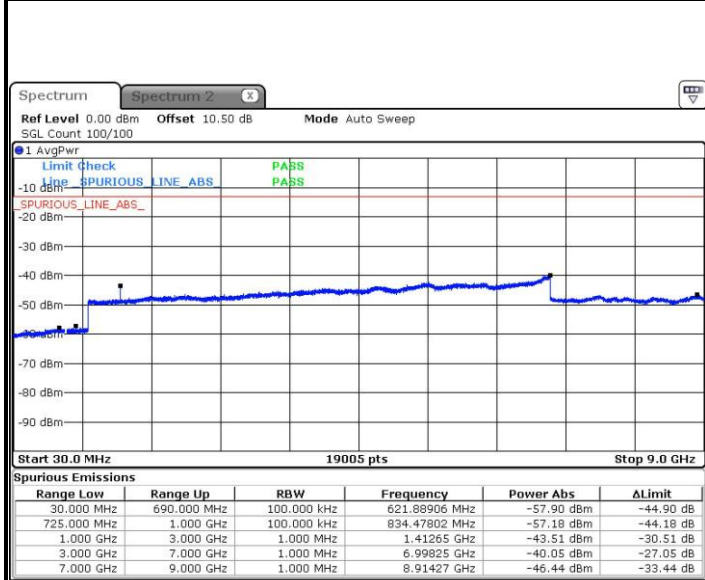
Lowest Channel / 16QAM





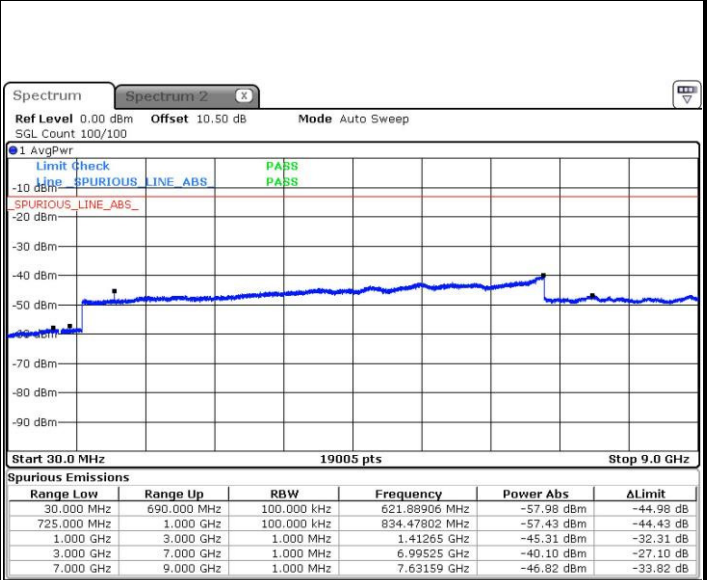
LTE Band 12 / 3MHz

Middle Channel / QPSK



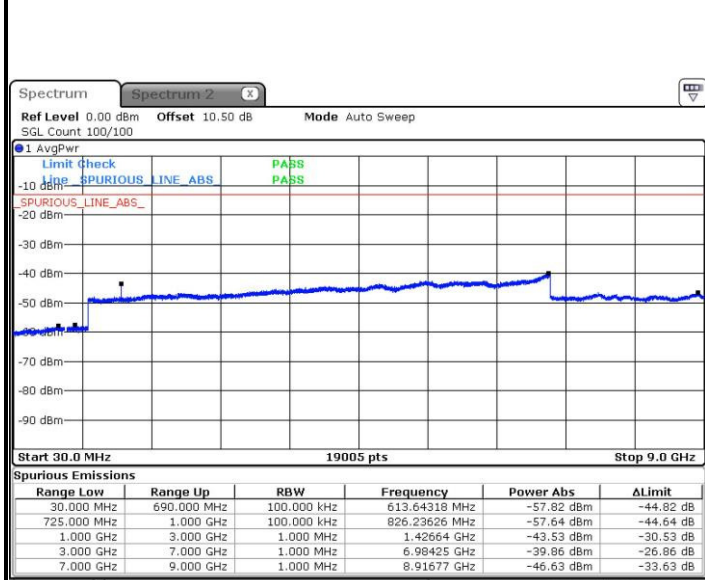
Date: 1.SEP.2016 19:20:51

Middle Channel / 16QAM



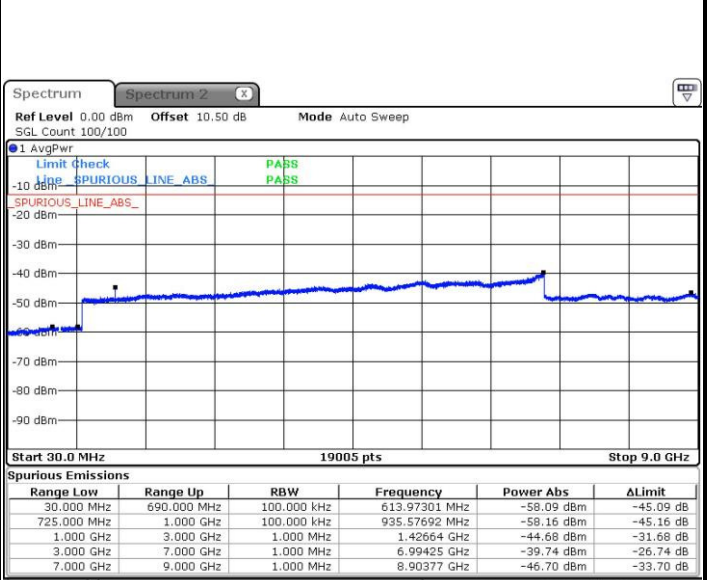
Date: 1.SEP.2016 19:19:52

Highest Channel / QPSK



Date: 1.SEP.2016 19:27:14

Highest Channel / 16QAM



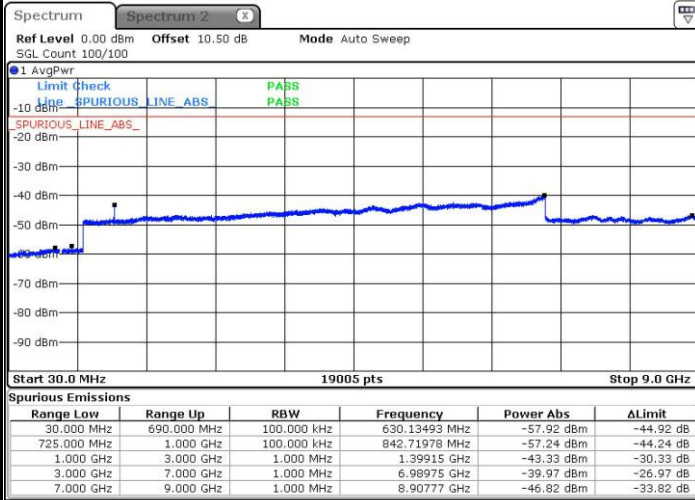
Date: 1.SEP.2016 19:28:13



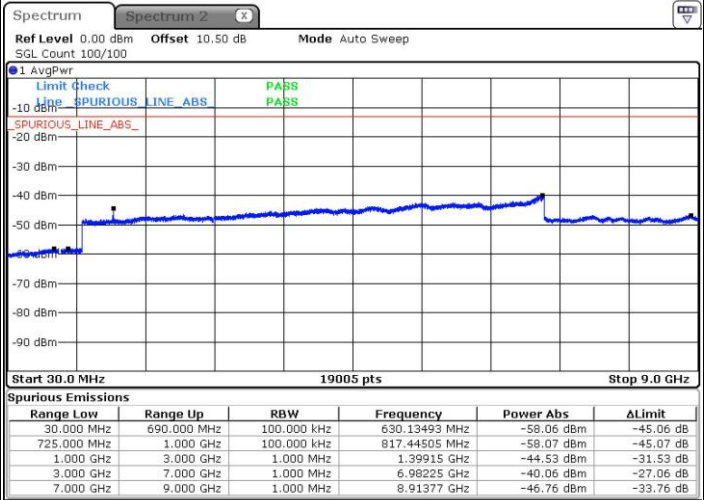
LTE Band 12 / 5MHz

Lowest Channel / QPSK

Lowest Channel / 16QAM



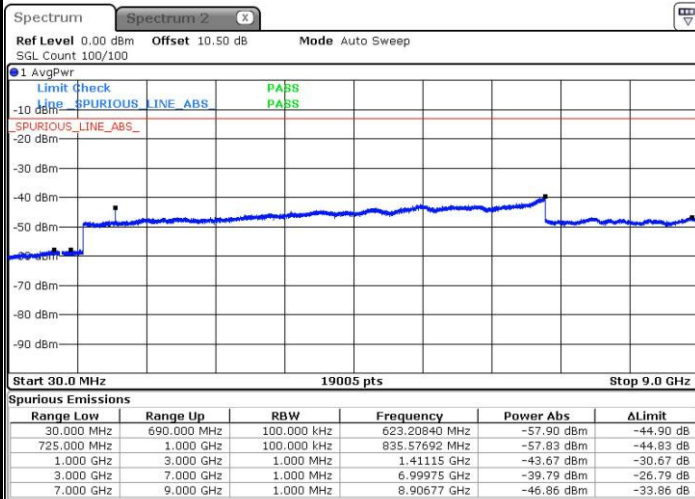
Date: 1.SEP.2016 19:34:36



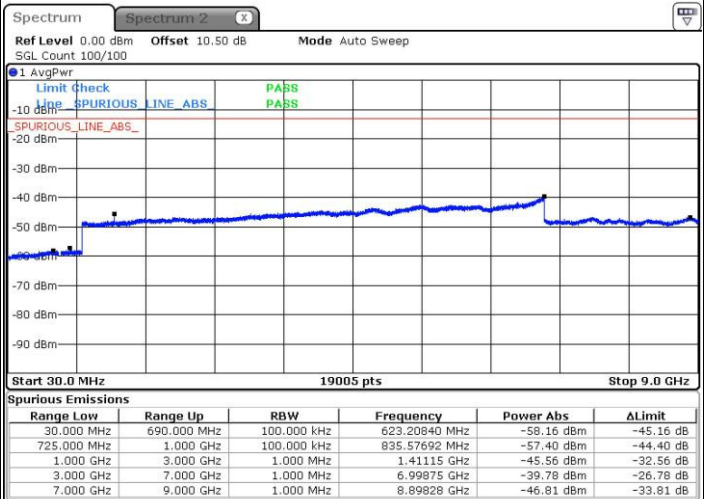
Date: 1.SEP.2016 19:35:35

Middle Channel / QPSK

Middle Channel / 16QAM



Date: 1.SEP.2016 19:38:19

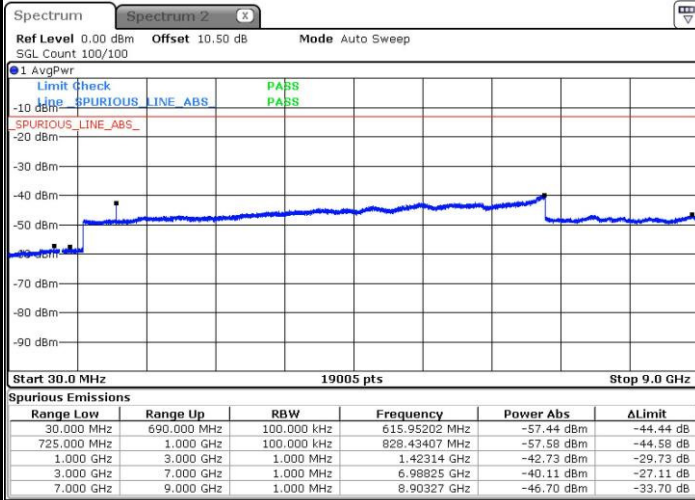


Date: 1.SEP.2016 19:37:20



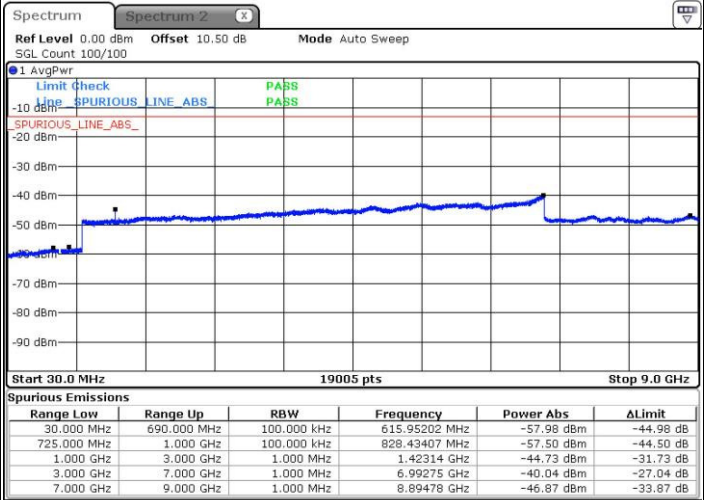
LTE Band 12 / 5MHz

Highest Channel / QPSK



Date: 1.SEP.2016 19:45:41

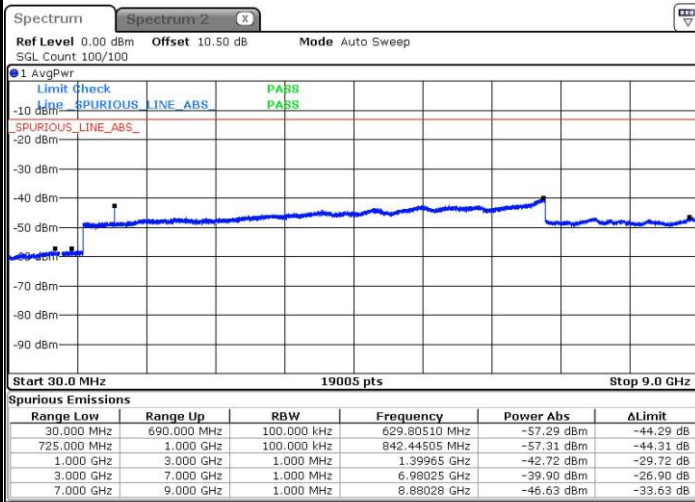
Highest Channel / 16QAM



Date: 1.SEP.2016 19:44:42

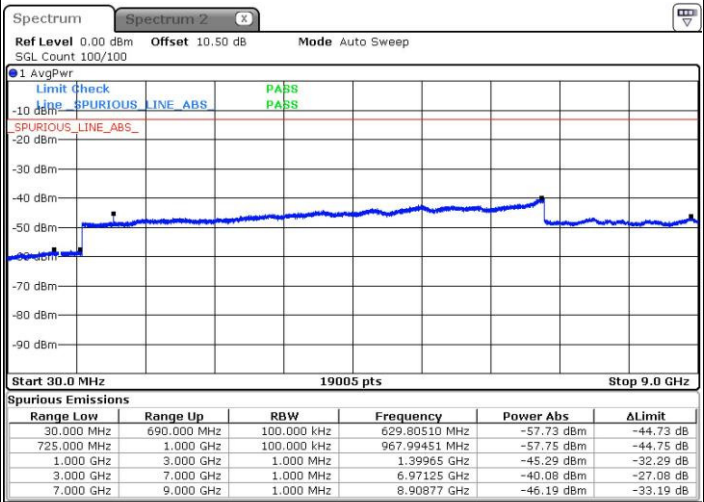
LTE Band 12 / 10MHz

Lowest Channel / QPSK



Date: 1.SEP.2016 19:52:05

Lowest Channel / 16QAM



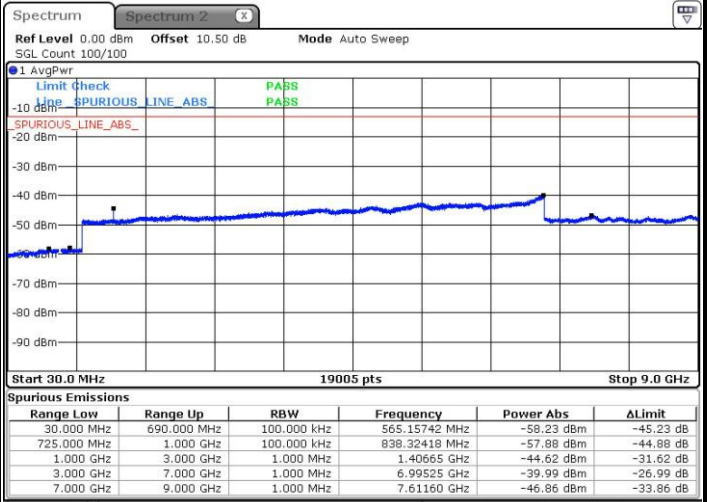
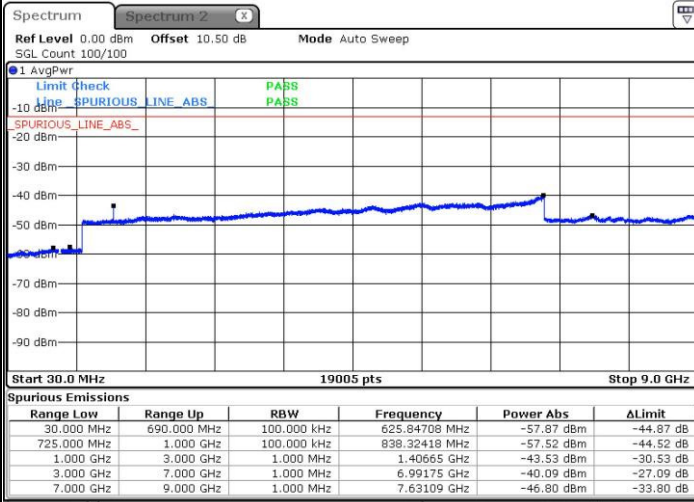
Date: 1.SEP.2016 19:53:04



LTE Band 12 / 10MHz

Middle Channel / QPSK

Middle Channel / 16QAM

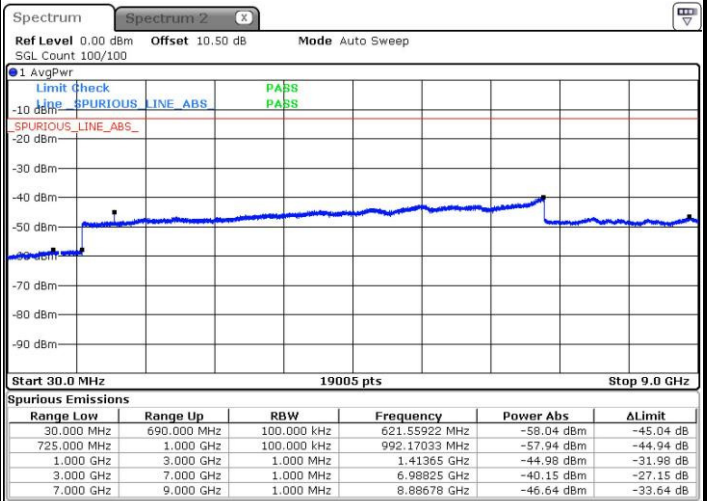
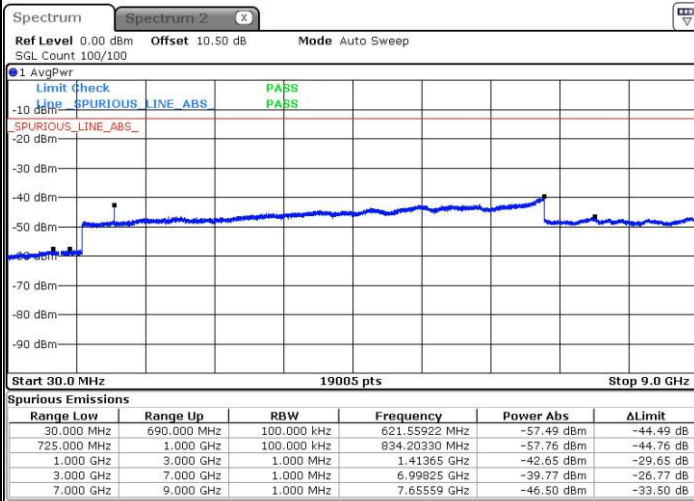


Date: 1.SEP.2016 19:55:48

Date: 1.SEP.2016 19:54:49

Highest Channel / QPSK

Highest Channel / 16QAM



Date: 1.SEP.2016 20:02:11

Date: 1.SEP.2016 20:03:10



Frequency Stability

Test Conditions		LTE Band 12 (QPSK) / Middle Channel	Limit
Temperature (°C)	Voltage (Volt)	BW 10MHz	Note 2.
		Deviation (ppm)	Result
50	Normal Voltage	0.0011	PASS
40	Normal Voltage	0.0000	
30	Normal Voltage	0.0008	
20(Ref.)	Normal Voltage	0.0000	
10	Normal Voltage	0.0071	
0	Normal Voltage	0.0000	
-10	Normal Voltage	0.0000	
-20	Normal Voltage	0.0081	
-30	Normal Voltage	0.0003	
20	Maximum Voltage	0.0008	
20	Normal Voltage	0.0000	
20	Battery End Point	0.0064	

Note:

1. Normal Voltage =3.9 V. ; Battery End Point (BEP) =3.7 V. ; Maximum Voltage =4.2 V.
2. Note: The frequency fundamental emissions stay within the authorized frequency block.



LTE Band 13

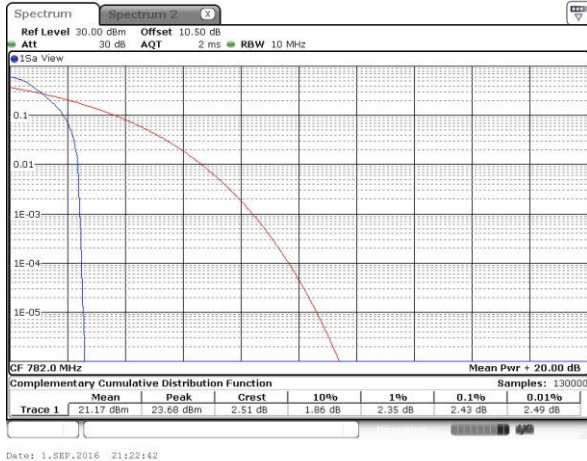
Peak-to-Average Ratio

Mode	LTE Band 13 / 10MHz				
Mod.	QPSK		16QAM		Limit: 13dB
RB Size	1RB	Full RB	1RB	Full RB	Result
Lowest CH	-	-	-	-	PASS
Middle CH	2.43	4.67	3.25	5.59	
Highest CH	-	-	-	-	



LTE Band 13 / 10MHz / QPSK

Middle Channel/ 1RB



Date: 1,SEP,2016 21:22:42

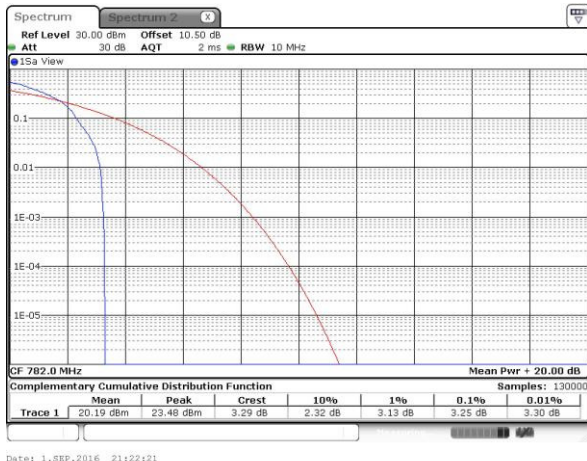
Middle Channel / Full RB



Date: 1,SEP,2016 21:22:53

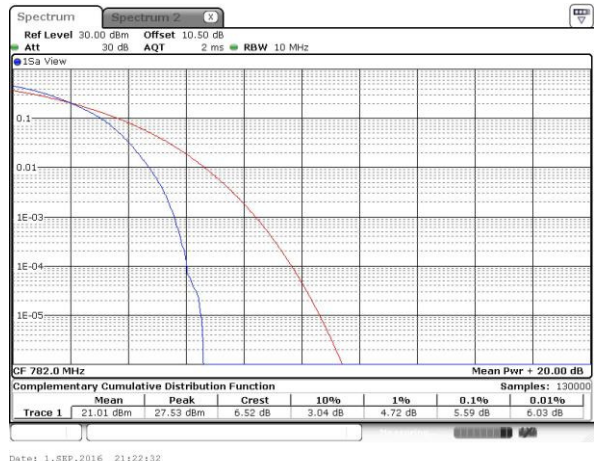
LTE Band 13 / 10MHz / 16QAM

Middle Channel/ 1RB



Date: 1,SEP,2016 21:22:21

Middle Channel / Full RB



Date: 1,SEP,2016 21:22:32



26dB Bandwidth

Mode	LTE Band 13 : 26dB BW(MHz)											
	1.4MHz		3MHz		5MHz		10MHz		15MHz		20MHz	
BW												
Mod.	QPSK	16QAM	QPSK	16QAM	QPSK	16QAM	QPSK	16QAM	QPSK	16QAM	QPSK	16QAM
Lowest CH	-	-	-	-	4.885	4.895	-	-	-	-	-	-
Middle CH	-	-	-	-	4.855	4.905	9.71	9.85	-	-	-	-
Highest CH	-	-	-	-	4.925	4.895	-	-	-	-	-	-