

#01_HAC_E_WLAN2.4GHz_802.11g 6Mbps_Ch1;Ant 1

Communication System: 802.11g ; Frequency: 2412 MHz;Duty Cycle: 1:12.5893

Medium: Air Medium parameters used: $\sigma = 0$ S/m, $\epsilon_r = 1$; $\rho = 0$ kg/m³

Ambient Temperature : 23.4 °C

DASY5 Configuration

- Probe: EF3DV3 - SN4047; ConvF(1, 1, 1); Calibrated: 2018/1/8;
- Sensor-Surface: (Fix Surface)
- Electronics: DAE4 Sn854; Calibrated: 2017/5/2
- Phantom: HAC Test Arch with AMCC; Type: SD HAC P01 BA;
- Measurement SW: DASY52, Version 52.8 (8); SEMCAD X Version 14.6.10 (7373)

E Scan - ER3D: 15 mm from Probe Center to the Device/Hearing Aid Compatibility Test

(101x101x1): Interpolated grid: dx=0.5000 mm, dy=0.5000 mm

Device Reference Point: 0, 0, -6.3 mm

Reference Value = 6.820 V/m; Power Drift = 0.12 dB

Applied MIF = 0.12 dB

RF audio interference level = 21.93 dBV/m

Emission category: M4

MIF scaled E-field


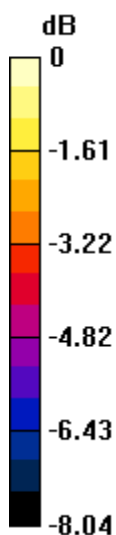
Grid 1 M4 20.99 dBV/m	Grid 2 M4 21.93 dBV/m	Grid 3 M4 21.77 dBV/m
Grid 4 M4 18.15 dBV/m	Grid 5 M4 19.45 dBV/m	Grid 6 M4 19.44 dBV/m
Grid 7 M4 18.83 dBV/m	Grid 8 M4 19.68 dBV/m	Grid 9 M4 19.89 dBV/m

Cursor:

Total = 21.93 dBV/m

E Category: M4

Location: -2, -25, 7.7 mm



0 dB = 12.48 V/m = 21.92 dBV/m

#02_HAC_E_WLAN2.4GHz_802.11g 6Mbps_Ch6;Ant 1

Communication System: 802.11g ; Frequency: 2437 MHz;Duty Cycle: 1:12.5893

Medium: Air Medium parameters used: $\sigma = 0$ S/m, $\epsilon_r = 1$; $\rho = 0$ kg/m³

Ambient Temperature : 23.4 °C

DASY5 Configuration

- Probe: EF3DV3 - SN4047; ConvF(1, 1, 1); Calibrated: 2018/1/8;
- Sensor-Surface: (Fix Surface)
- Electronics: DAE4 Sn854; Calibrated: 2017/5/2
- Phantom: HAC Test Arch with AMCC; Type: SD HAC P01 BA;
- Measurement SW: DASY52, Version 52.8 (8); SEMCAD X Version 14.6.10 (7373)

E Scan - ER3D: 15 mm from Probe Center to the Device/Hearing Aid Compatibility Test

(101x101x1): Interpolated grid: dx=0.5000 mm, dy=0.5000 mm

Device Reference Point: 0, 0, -6.3 mm

Reference Value = 10.09 V/m; Power Drift = -0.02 dB

Applied MIF = 0.12 dB

RF audio interference level = 23.15 dBV/m

Emission category: M4

MIF scaled E-field


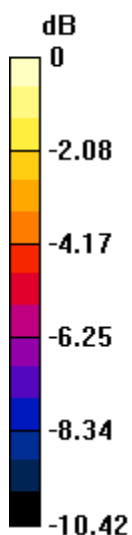
Grid 1 M4 22.49 dBV/m	Grid 2 M4 23.15 dBV/m	Grid 3 M4 22.97 dBV/m
Grid 4 M4 20.1 dBV/m	Grid 5 M4 21.38 dBV/m	Grid 6 M4 21.39 dBV/m
Grid 7 M4 19.75 dBV/m	Grid 8 M4 20.09 dBV/m	Grid 9 M4 20.14 dBV/m

Cursor:

Total = 23.15 dBV/m

E Category: M4

Location: -4, -25, 7.7 mm



0 dB = 14.38 V/m = 23.16 dBV/m

#03_HAC_E_WLAN2.4GHz_802.11g_6Mbps_Ch11;Ant 1

Communication System: 802.11g ; Frequency: 2462 MHz;Duty Cycle: 1:12.5893

Medium: Air Medium parameters used: $\sigma = 0$ S/m, $\epsilon_r = 1$; $\rho = 0$ kg/m³

Ambient Temperature : 23.4 °C

DASY5 Configuration

- Probe: EF3DV3 - SN4047; ConvF(1, 1, 1); Calibrated: 2018/1/8;
- Sensor-Surface: (Fix Surface)
- Electronics: DAE4 Sn854; Calibrated: 2017/5/2
- Phantom: HAC Test Arch with AMCC; Type: SD HAC P01 BA;
- Measurement SW: DASY52, Version 52.8 (8); SEMCAD X Version 14.6.10 (7373)

E Scan - ER3D: 15 mm from Probe Center to the Device/Hearing Aid Compatibility Test

(101x101x1): Interpolated grid: dx=0.5000 mm, dy=0.5000 mm

Device Reference Point: 0, 0, -6.3 mm

Reference Value = 9.367 V/m; Power Drift = -0.11 dB

Applied MIF = 0.12 dB

RF audio interference level = 22.65 dBV/m

Emission category: M4

MIF scaled E-field


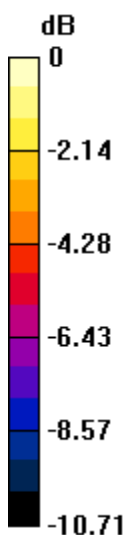
Grid 1 M4 21.7 dBV/m	Grid 2 M4 22.65 dBV/m	Grid 3 M4 22.5 dBV/m
Grid 4 M4 19.59 dBV/m	Grid 5 M4 20.83 dBV/m	Grid 6 M4 20.83 dBV/m
Grid 7 M4 18.24 dBV/m	Grid 8 M4 19.93 dBV/m	Grid 9 M4 20.2 dBV/m

Cursor:

Total = 22.65 dBV/m

E Category: M4

Location: -2, -25, 7.7 mm



0 dB = 13.57 V/m = 22.65 dBV/m

#04_HAC_E_WLAN2.4GHz_802.11g 6Mbps_Ch1;Ant 2

Communication System: 802.11g ; Frequency: 2412 MHz;Duty Cycle: 1:12.5893

Medium: Air Medium parameters used: $\sigma = 0$ S/m, $\epsilon_r = 1$; $\rho = 0$ kg/m³

Ambient Temperature : 23.4 °C

DASY5 Configuration

- Probe: EF3DV3 - SN4047; ConvF(1, 1, 1); Calibrated: 2018/1/8;
- Sensor-Surface: (Fix Surface)
- Electronics: DAE4 Sn854; Calibrated: 2017/5/2
- Phantom: HAC Test Arch with AMCC; Type: SD HAC P01 BA;
- Measurement SW: DASY52, Version 52.8 (8); SEMCAD X Version 14.6.10 (7373)

E Scan - ER3D: 15 mm from Probe Center to the Device/Hearing Aid Compatibility Test

(101x101x1): Interpolated grid: dx=0.5000 mm, dy=0.5000 mm

Device Reference Point: 0, 0, -6.3 mm

Reference Value = 21.92 V/m; Power Drift = -0.04 dB

Applied MIF = 0.12 dB

RF audio interference level = 29.05 dBV/m

Emission category: M4

MIF scaled E-field


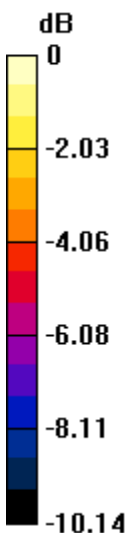
Grid 1 M4 22.88 dBV/m	Grid 2 M4 23.52 dBV/m	Grid 3 M4 23.5 dBV/m
Grid 4 M4 26.38 dBV/m	Grid 5 M4 26.8 dBV/m	Grid 6 M4 26.79 dBV/m
Grid 7 M4 28.67 dBV/m	Grid 8 M4 29.05 dBV/m	Grid 9 M4 28.99 dBV/m

Cursor:

Total = 29.05 dBV/m

E Category: M4

Location: -4.5, 25, 7.7 mm



0 dB = 28.36 V/m = 29.05 dBV/m

#05_HAC_E_WLAN2.4GHz_802.11g_6Mbps_Ch6;Ant 2

Communication System: 802.11g ; Frequency: 2437 MHz;Duty Cycle: 1:12.5893

Medium: Air Medium parameters used: $\sigma = 0$ S/m, $\epsilon_r = 1$; $\rho = 0$ kg/m³

Ambient Temperature : 23.4 °C

DASY5 Configuration

- Probe: EF3DV3 - SN4047; ConvF(1, 1, 1); Calibrated: 2018/1/8;
- Sensor-Surface: (Fix Surface)
- Electronics: DAE4 Sn854; Calibrated: 2017/5/2
- Phantom: HAC Test Arch with AMCC; Type: SD HAC P01 BA;
- Measurement SW: DASY52, Version 52.8 (8); SEMCAD X Version 14.6.10 (7373)

E Scan - ER3D: 15 mm from Probe Center to the Device/Hearing Aid Compatibility Test

(101x101x1): Interpolated grid: dx=0.5000 mm, dy=0.5000 mm

Device Reference Point: 0, 0, -6.3 mm

Reference Value = 22.25 V/m; Power Drift = -0.03 dB

Applied MIF = 0.12 dB

RF audio interference level = 29.61 dBV/m

Emission category: M4

MIF scaled E-field

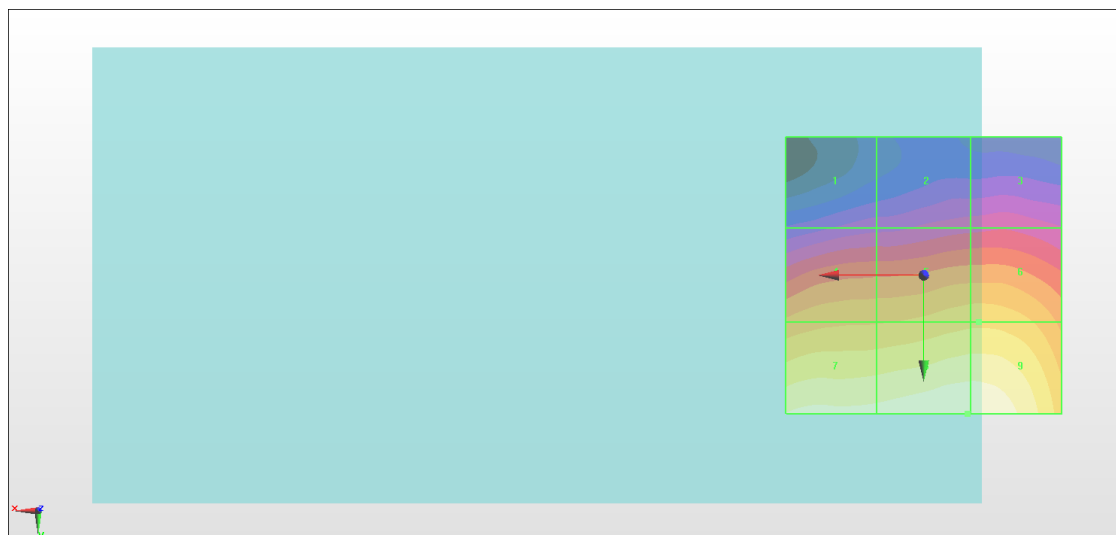
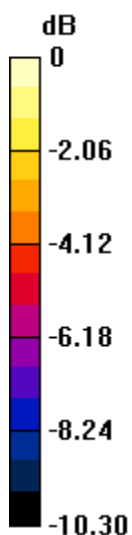
Grid 1 M4 23.27 dBV/m	Grid 2 M4 23.94 dBV/m	Grid 3 M4 24.09 dBV/m
Grid 4 M4 26.83 dBV/m	Grid 5 M4 27.39 dBV/m	Grid 6 M4 27.4 dBV/m
Grid 7 M4 29.17 dBV/m	Grid 8 M4 29.61 dBV/m	Grid 9 M4 29.6 dBV/m

Cursor:

Total = 29.61 dBV/m

E Category: M4

Location: -8, 25, 7.7 mm



0 dB = 30.22 V/m = 29.61 dBV/m

#06_HAC_E_WLAN2.4GHz_802.11g_6Mbps_Ch11;Ant 2

Communication System: 802.11g ; Frequency: 2462 MHz;Duty Cycle: 1:12.5893

Medium: Air Medium parameters used: $\sigma = 0$ S/m, $\epsilon_r = 1$; $\rho = 0$ kg/m³

Ambient Temperature : 23.4 °C

DASY5 Configuration

- Probe: EF3DV3 - SN4047; ConvF(1, 1, 1); Calibrated: 2018/1/8;
- Sensor-Surface: (Fix Surface)
- Electronics: DAE4 Sn854; Calibrated: 2017/5/2
- Phantom: HAC Test Arch with AMCC; Type: SD HAC P01 BA;
- Measurement SW: DASY52, Version 52.8 (8); SEMCAD X Version 14.6.10 (7373)

E Scan - ER3D: 15 mm from Probe Center to the Device/Hearing Aid Compatibility Test

(101x101x1): Interpolated grid: dx=0.5000 mm, dy=0.5000 mm

Device Reference Point: 0, 0, -6.3 mm

Reference Value = 21.63 V/m; Power Drift = -0.04 dB

Applied MIF = 0.12 dB

RF audio interference level = 29.10 dBV/m

Emission category: M4

MIF scaled E-field


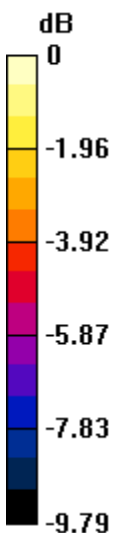
Grid 1 M4 23 dBV/m	Grid 2 M4 23.66 dBV/m	Grid 3 M4 23.8 dBV/m
Grid 4 M4 26.4 dBV/m	Grid 5 M4 26.89 dBV/m	Grid 6 M4 26.89 dBV/m
Grid 7 M4 28.68 dBV/m	Grid 8 M4 29.1 dBV/m	Grid 9 M4 29.09 dBV/m

Cursor:

Total = 29.10 dBV/m

E Category: M4

Location: -7.5, 25, 7.7 mm



0 dB = 28.51 V/m = 29.10 dBV/m