



A calculation example for radiated spurious emission is shown as below:

WIFI	Note	Frequency	Level	Over	Limit	Read	Antenna	Cable	Preamp	Ant	Table	Peak	Pol.
Ant.				Limit	Line	Level	Factor	Loss	Factor	Pos	Pos	Avg.	
1		(MHz)	(dBμV/m)	(dB)	(dBμV/m)	(dBμV)	(dB/m)	(dB)	(dB)	(cm)	(deg)	(P/A)	(H/V)
802.11b		2390	55.45	-18.55	74	54.51	32.22	4.58	35.86	103	308	P	H
CH 01													
2412MHz		2390	43.54	-10.46	54	42.6	32.22	4.58	35.86	103	308	A	H

- Level(dBμV/m) =
Antenna Factor(dB/m) + Cable Loss(dB) + Read Level(dBμV) - Preamp Factor(dB)
- Over Limit(dB) = Level(dBμV/m) – Limit Line(dBμV/m)

For Peak Limit @ 2390MHz:

- Level(dBμV/m)
= Antenna Factor(dB/m) + Cable Loss(dB) + Read Level(dBμV) - Preamp Factor(dB)
= 32.22(dB/m) + 4.58(dB) + 54.51(dBμV) – 35.86 (dB)
= 55.45 (dBμV/m)
- Over Limit(dB)
= Level(dBμV/m) – Limit Line(dBμV/m)
= 55.45(dBμV/m) – 74(dBμV/m)
= -18.55(dB)

For Average Limit @ 2390MHz:

- Level(dBμV/m)
= Antenna Factor(dB/m) + Cable Loss(dB) + Read Level(dBμV) - Preamp Factor(dB)
= 32.22(dB/m) + 4.58(dB) + 42.6(dBμV) – 35.86 (dB)
= 43.54 (dBμV/m)
- Over Limit(dB)
= Level(dBμV/m) – Limit Line(dBμV/m)
= 43.54(dBμV/m) – 54(dBμV/m)
= -10.46(dB)

Both peak and average measured complies with the limit line, so test result is “PASS”.



2.4GHz 2400~2483.5MHz

WIFI 802.11b (Band Edge @ 3m)

WIFI	Note	Frequency	Level	Over	Limit	Read	Antenna	Cable	Preamp	Ant	Table	Peak	Pol.		
Ant.				Limit	Line	Level	Factor	Loss	Factor	Pos	Pos	Avg.			
2		(MHz)	(dBμV/m)	(dB)	(dBμV/m)	(dBμV)	(dB/m)	(dB)	(dB)	(cm)	(deg)	(P/A)	(H/V)		
802.11b CH 01 2412MHz		2387.175	55.65	-18.35	74	50.6	32.08	7.31	34.34	140	284	P	H		
		2390	45.83	-8.17	54	40.77	32.08	7.31	34.33	140	284	A	H		
	*	2412	108.28	-	-	103.17	32.1	7.31	34.3	140	284	P	H		
	*	2412	105.04	-	-	99.93	32.1	7.31	34.3	140	284	A	H		
													H		
													H		
			2387.805	55.39	-18.61	74	50.34	32.08	7.31	34.34	115	345	P	V	
			2390	45.6	-8.4	54	40.54	32.08	7.31	34.33	115	345	A	V	
	*		2412	107.25	-	-	102.14	32.1	7.31	34.3	115	345	P	V	
	*		2412	104.06	-	-	98.95	32.1	7.31	34.3	115	345	A	V	
														V	
														V	
802.11b CH 02 2417MHz		2389.8	55.58	-18.42	74	50.52	32.08	7.31	34.33	141	284	P	H		
		2389.94	46.08	-7.92	54	41.02	32.08	7.31	34.33	141	284	A	H		
	*	2417	108.74	-	-	103.62	32.1	7.31	34.29	141	284	P	H		
	*	2417	105.74	-	-	100.62	32.1	7.31	34.29	141	284	A	H		
													P	H	
													A	H	
			2367.68	55.63	-18.37	74	50.73	32.03	7.24	34.37	136	345	P	V	
			2389.94	45.96	-8.04	54	40.9	32.08	7.31	34.33	136	345	A	V	
	*		2417	106.73	-	-	101.61	32.1	7.31	34.29	136	345	P	V	
	*		2417	103.65	-	-	98.53	32.1	7.31	34.29	136	345	A	V	
														P	V
														A	V



WIFI Ant. 2	Note	Frequency (MHz)	Level (dBμV/m)	Over Limit (dB)	Limit Line (dBμV/m)	Read Level (dBμV)	Antenna Factor (dB/m)	Cable Loss (dB)	Preamp Factor (dB)	Ant Pos (cm)	Table Pos (deg)	Peak Avg. (P/A)	Pol. (H/V)
802.11b CH 06 2437MHz		2329.88	55.95	-18.05	74	51.21	31.99	7.18	34.43	134	288	P	H
		2389.94	44.57	-9.43	54	39.51	32.08	7.31	34.33	134	288	A	H
	*	2437	108.85	-	-	103.6	32.14	7.36	34.25	134	288	P	H
	*	2437	105.63	-	-	100.38	32.14	7.36	34.25	134	288	A	H
		2486.63	55.74	-18.26	74	50.33	32.18	7.4	34.17	134	288	P	H
		2484.11	45.03	-8.97	54	39.63	32.18	7.4	34.18	134	288	A	H
		2322.18	55.53	-18.47	74	50.81	31.99	7.18	34.45	111	344	P	V
		2389.38	44.5	-9.5	54	39.44	32.08	7.31	34.33	111	344	A	V
	*	2437	108.33	-	-	103.08	32.14	7.36	34.25	111	344	P	V
	*	2437	105.2	-	-	99.95	32.14	7.36	34.25	111	344	A	V
		2488.24	55.56	-18.44	74	50.13	32.2	7.4	34.17	111	344	P	V
		2483.97	44.98	-9.02	54	39.58	32.18	7.4	34.18	111	344	A	V
802.11b CH 10 2457MHz	*	2457	108.68	-	-	103.38	32.16	7.36	34.22	150	288	P	H
	*	2457	105.51	-	-	100.21	32.16	7.36	34.22	150	288	A	H
		2483.86	56.29	-17.71	74	50.89	32.18	7.4	34.18	150	288	P	H
		2483.56	47.78	-6.22	54	42.38	32.18	7.4	34.18	150	288	A	H
												P	H
												A	H
	*	2457	106.58	-	-	101.28	32.16	7.36	34.22	139	359	P	V
	*	2457	103.53	-	-	98.23	32.16	7.36	34.22	139	359	A	V
		2483.56	56.66	-17.34	74	51.26	32.18	7.4	34.18	139	359	P	V
		2483.5	47.01	-6.99	54	41.61	32.18	7.4	34.18	139	359	A	V
											P	V	
											A	V	



802.11b CH 11 2462MHz	*	2462	108.93	-	-	103.58	32.16	7.4	34.21	129	286	P	H
	*	2462	105.81	-	-	100.46	32.16	7.4	34.21	129	286	A	H
		2484.28	56.89	-17.11	74	51.49	32.18	7.4	34.18	129	286	P	H
		2488	46.88	-7.12	54	41.45	32.2	7.4	34.17	129	286	A	H
													H
													H
	*	2462	107.16	-	-	101.81	32.16	7.4	34.21	143	346	P	V
	*	2462	104.03	-	-	98.68	32.16	7.4	34.21	143	346	A	V
		2486.48	56.9	-17.1	74	51.49	32.18	7.4	34.17	143	346	P	V
		2487.92	46.23	-7.77	54	40.8	32.2	7.4	34.17	143	346	A	V
													V
													V
Remark	1. No other spurious found. 2. All results are PASS against Peak and Average limit line.												



**2.4GHz 2400~2483.5MHz
WIFI 802.11b (Harmonic @ 3m)**

WIFI Ant. 2	Note	Frequency (MHz)	Level (dBμV/m)	Over Limit (dB)	Limit Line (dBμV/m)	Read Level (dBμV)	Antenna Factor (dB/m)	Cable Loss (dB)	Preamp Factor (dB)	Ant Pos (cm)	Table Pos (deg)	Peak Avg. (P/A)	Pol. (H/V)	
802.11b CH 01 2412MHz		4824	43.35	-30.65	74	56.61	34.1	11.68	59.04	100	0	P	H	
													H	
													H	
													H	
			4824	43.47	-30.53	74	56.73	34.1	11.68	59.04	100	0	P	V
														V
														V
802.11b CH 02 2417MHz		4836	43.51	-30.49	74	56.74	34.1	11.68	59.01	100	0	P	H	
		7248	41.15	-32.85	74	49.27	36.06	13.68	57.86	100	0	P	H	
													H	
													H	
			4836	44.25	-29.75	74	57.48	34.1	11.68	59.01	100	0	P	V
			7248	41.41	-32.59	74	49.53	36.06	13.68	57.86	100	0	P	V
														V
802.11b CH 06 2437MHz		4872	43.12	-30.88	74	56.43	34.1	11.53	58.94	100	0	P	H	
		7308	40.57	-33.43	74	48.6	36.09	13.81	57.93	100	0	P	H	
													H	
													H	
			4872	42.04	-31.96	74	55.35	34.1	11.53	58.94	100	0	P	V
			7308	41.27	-32.73	74	49.3	36.09	13.81	57.93	100	0	P	V
														V
Remark	1. No other spurious found.													
	2. All results are PASS against Peak and Average limit line.													



802.11b CH 10 2457MHz		4914	43.95	-30.05	74	57.35	34.1	11.37	58.87	100	0	P	H
		7368	40.67	-33.33	74	48.69	36.13	13.88	58.03	100	0	P	H
													H
													H
		4914	43.54	-30.46	74	56.94	34.1	11.37	58.87	100	0	P	V
		7368	41.11	-32.89	74	49.13	36.13	13.88	58.03	100	0	P	V
													V
													V
802.11b CH 11 2462MHz		4926	42.06	-31.94	74	55.43	34.1	11.37	58.84	100	0	P	H
		7386	40.96	-33.04	74	48.93	36.14	13.95	58.06	100	0	P	H
													H
													H
		4926	41.36	-32.64	74	54.73	34.1	11.37	58.84	100	0	P	V
		7386	40.58	-33.42	74	48.55	36.14	13.95	58.06	100	0	P	V
													V
													V
Remark	1. No other spurious found. 2. All results are PASS against Peak and Average limit line.												



**2.4GHz 2400~2483.5MHz
WIFI 802.11g (Band Edge @ 3m)**

WIFI Ant. 2	Note	Frequency (MHz)	Level (dBμV/m)	Over Limit (dB)	Limit Line (dBμV/m)	Read Level (dBμV)	Antenna Factor (dB/m)	Cable Loss (dB)	Preamp Factor (dB)	Ant Pos (cm)	Table Pos (deg)	Peak Avg. (P/A)	Pol. (H/V)		
802.11g CH 01 2412MHz		2389.905	60.16	-13.84	74	55.1	32.08	7.31	34.33	102	284	P	H		
		2390	52.1	-1.9	54	47.04	32.08	7.31	34.33	102	284	A	H		
	*	2412	108.66	-	-	103.55	32.1	7.31	34.3	102	284	P	H		
	*	2412	101.01	-	-	95.9	32.1	7.31	34.3	102	284	A	H		
													H		
														H	
			2389.905	58.88	-15.12	74	53.82	32.08	7.31	34.33	115	343	P	V	
			2390	48.85	-5.15	54	43.79	32.08	7.31	34.33	115	343	A	V	
	*		2412	107.75	-	-	102.64	32.1	7.31	34.3	115	343	P	V	
	*		2412	100.18	-	-	95.07	32.1	7.31	34.3	115	343	A	V	
													V		
													V		
802.11g CH 02 2417MHz		2389.24	56.82	-17.18	74	51.76	32.08	7.31	34.33	143	285	P	H		
		2389.94	47.26	-6.74	54	42.2	32.08	7.31	34.33	143	285	A	H		
	*	2417	109.45	-	-	104.33	32.1	7.31	34.29	143	285	P	H		
	*	2417	101.53	-	-	96.41	32.1	7.31	34.29	143	285	A	H		
													P	H	
														A	H
			2387	55.38	-18.62	74	50.33	32.08	7.31	34.34	116	344	P	V	
			2389.94	46.83	-7.17	54	41.77	32.08	7.31	34.33	116	344	A	V	
	*		2417	108.44	-	-	103.32	32.1	7.31	34.29	116	344	P	V	
	*		2417	100.62	-	-	95.5	32.1	7.31	34.29	116	344	A	V	
													P	V	
													A	V	



802.11g CH 06 2437MHz		2377.62	55.43	-18.57	74	50.48	32.06	7.24	34.35	100	285	P	H
		2389.94	46.16	-7.84	54	41.1	32.08	7.31	34.33	100	285	A	H
	*	2437	109.85	-	-	104.6	32.14	7.36	34.25	100	285	P	H
	*	2437	101.98	-	-	96.73	32.14	7.36	34.25	100	285	A	H
		2486.21	56.33	-17.67	74	50.92	32.18	7.4	34.17	100	285	P	H
		2484.04	47.14	-6.86	54	41.74	32.18	7.4	34.18	100	285	A	H
		2344.86	55.28	-18.72	74	50.44	32.01	7.24	34.41	111	345	P	V
		2389.38	45.82	-8.18	54	40.76	32.08	7.31	34.33	111	345	A	V
	*	2437	110.06	-	-	104.81	32.14	7.36	34.25	111	345	P	V
	*	2437	102	-	-	96.75	32.14	7.36	34.25	111	345	A	V
		2483.48	55.87	-75.33	131.2	50.47	32.18	7.4	34.18	111	345	P	V
		2483.69	46.63	-7.37	54	41.23	32.18	7.4	34.18	111	345	A	V
802.11g CH 10 2457MHz	*	2457	109.32	-	-	103.78	32.4	7.36	34.22	103	286	P	H
	*	2457	101.56	-	-	96.02	32.4	7.36	34.22	103	286	A	H
		2484.04	60.81	-13.19	74	55.41	32.18	7.4	34.18	103	286	P	H
		2483.62	50.44	-3.56	54	45.04	32.18	7.4	34.18	103	286	A	H
												P	H
												A	H
	*	2457	108.54	-	-	103	32.4	7.36	34.22	140	348	P	V
	*	2457	100.61	-	-	95.07	32.4	7.36	34.22	140	348	A	V
		2484.1	60.65	-13.35	74	55.25	32.18	7.4	34.18	140	348	P	V
		2483.62	50.62	-3.38	54	45.22	32.18	7.4	34.18	140	348	A	V
											P	V	
											A	V	



802.11g CH 11 2462MHz	*	2462	108.21	-	-	102.86	32.16	7.4	34.21	102	288	P	H
	*	2462	100.57	-	-	95.22	32.16	7.4	34.21	102	288	A	H
		2483.56	63.96	-10.04	74	58.56	32.18	7.4	34.18	102	288	P	H
		2483.52	52.58	-1.42	54	47.18	32.18	7.4	34.18	102	288	A	H
													H
													H
	*	2462	108.01	-	-	102.66	32.16	7.4	34.21	172	351	P	V
	*	2462	100.07	-	-	94.72	32.16	7.4	34.21	172	351	A	V
		2483.64	64.99	-9.01	74	59.59	32.18	7.4	34.18	172	351	P	V
		2483.52	53.77	-1.03	54	47.57	32.18	7.4	34.18	172	351	A	V
													V
													V
Remark	1. No other spurious found. 2. All results are PASS against Peak and Average limit line.												



**2.4GHz 2400~2483.5MHz
WIFI 802.11g (Harmonic @ 3m)**

WIFI Ant. 2	Note	Frequency (MHz)	Level (dBμV/m)	Over Limit (dB)	Limit Line (dBμV/m)	Read Level (dBμV)	Antenna Factor (dB/m)	Cable Loss (dB)	Preamp Factor (dB)	Ant Pos (cm)	Table Pos (deg)	Peak Avg. (P/A)	Pol. (H/V)	
802.11g CH 01 2412MHz		4824	40.01	-33.99	74	53.27	34.1	11.68	59.04	100	0	P	H	
													H	
													H	
													H	
			4824	41.15	-32.85	74	54.41	34.1	11.68	59.04	100	0	P	V
														V
														V
802.11g CH 02 2417MHz		4836	40.78	-33.22	74	54.01	34.1	11.68	59.01	100	0	P	H	
		7248	42.41	-31.59	74	50.53	36.06	13.68	57.86	100	0	P	H	
													H	
													H	
			4836	41.56	-32.44	74	54.79	34.1	11.68	59.01	100	0	P	V
			7248	41.68	-32.32	74	49.8	36.06	13.68	57.86	100	0	P	V
														V
802.11g CH 06 2437MHz		4872	40.07	-33.93	74	53.38	34.1	11.53	58.94	100	0	P	H	
		7308	41.64	-32.36	74	49.67	36.09	13.81	57.93	100	0	P	H	
													H	
													H	
			4872	40.11	-33.89	74	53.42	34.1	11.53	58.94	100	0	P	V
			7308	40.86	-33.14	74	48.89	36.09	13.81	57.93	100	0	P	V
														V
Remark	1. No other spurious found.													
	2. All results are PASS against Peak and Average limit line.													



802.11g CH 10 2457MHz	4914	41.38	-32.62	74	54.78	34.1	11.37	58.87	100	0	P	H
	7368	40.69	-33.31	74	48.71	36.13	13.88	58.03	100	0	P	H
												H
												H
	4914	39.91	-34.09	74	53.31	34.1	11.37	58.87	100	0	P	V
	7368	41.64	-32.36	74	49.66	36.13	13.88	58.03	100	0	P	V
												V
												V
802.11g CH 11 2462MHz	4924	40.43	-33.57	74	53.8	34.1	11.37	58.84	100	0	P	H
	7386	40.41	-33.59	74	48.38	36.14	13.95	58.06	100	0	P	H
												H
												H
	4924	39.95	-34.05	74	53.32	34.1	11.37	58.84	100	0	P	V
	7386	41.98	-32.02	74	49.95	36.14	13.95	58.06	100	0	P	V
												V
												V
Remark	1. No other spurious found. 2. All results are PASS against Peak and Average limit line.											



2.4GHz 2400~2483.5MHz

WIFI 802.11g (Band Edge @ 3m) (With NB)

WIFI	Note	Frequency	Level	Over	Limit	Read	Antenna	Cable	Preamp	Ant	Table	Peak	Pol.
Ant.				Limit	Line	Level	Factor	Loss	Factor	Pos	Pos	Avg.	
1+2		(MHz)	(dBμV/m)	(dB)	(dBμV/m)	(dBμV)	(dB/m)	(dB)	(dB)	(cm)	(deg)	(P/A)	(H/V)
802.11g CH 11 2462MHz	*	2462	109.49	35.49	74	103.9	32.4	7.4	34.21	258	296	P	H
	*	2462	101.62	47.62	54	96.03	32.4	7.4	34.21	258	296	A	H
		2483.6	65.41	-8.59	74	59.74	32.45	7.4	34.18	258	296	P	H
		2483.52	53.7	-1.3	54	47.03	32.45	7.4	34.18	258	296	P	H
													H
													H
	*	2462	109.03	35.03	74	103.44	32.4	7.4	34.21	171	357	P	V
	*	2462	101.07	47.07	54	95.48	32.4	7.4	34.21	171	357	A	V
		2484.04	66.86	-7.14	74	61.19	32.45	7.4	34.18	171	357	P	V
		2483.52	53.2	-1.8	54	46.53	32.45	7.4	34.18	171	357	A	V
													V
													V
Remark	1. No other spurious found. 2. All results are PASS against Peak and Average limit line.												



**2.4GHz 2400~2483.5MHz
WIFI 802.11g (Harmonic @ 3m) (With NB)**

WIFI Ant. 1+2	Note	Frequency (MHz)	Level (dBμV/m)	Over Limit (dB)	Limit Line (dBμV/m)	Read Level (dBμV)	Antenna Factor (dB/m)	Cable Loss (dB)	Preamp Factor (dB)	Ant Pos (cm)	Table Pos (deg)	Peak Avg. (P/A)	Pol. (H/V)	
802.11g CH 11 2462MHz		4926	40.56	-33.44	74	54.59	33.44	11.37	58.84	100	0	P	H	
		7386	40.46	-33.54	74	50.1	34.47	13.95	58.06	100	0	P	H	
													H	
													H	
			4926	40.37	-33.63	74	54.4	33.44	11.37	58.84	100	0	P	V
			7386	40.12	-33.88	74	49.76	34.47	13.95	58.06	100	0	P	V
														V
														V
Remark	1. No other spurious found. 2. All results are PASS against Peak and Average limit line.													



2.4GHz 2400~2483.5MHz

WIFI 802.11g (Band Edge @ 3m) (Eapphone2)

WIFI	Note	Frequency	Level	Over	Limit	Read	Antenna	Cable	Preamp	Ant	Table	Peak	Pol.
Ant.				Limit	Line	Level	Factor	Loss	Factor	Pos	Pos	Avg.	
1+2		(MHz)	(dBμV/m)	(dB)	(dBμV/m)	(dBμV)	(dB/m)	(dB)	(dB)	(cm)	(deg)	(P/A)	(H/V)
802.11g CH 11 2462MHz	*	2462	108.64	-	-	103.05	32.4	7.4	34.21	224	298	P	H
	*	2462	100.91	-	-	95.32	32.4	7.4	34.21	224	298	A	H
		2484.2	65.93	-8.07	74	60.26	32.45	7.4	34.18	224	298	P	H
		2483.52	53.48	-1.52	54	46.81	32.45	7.4	34.18	224	298	P	H
													H
													H
	*	2462	107.91	-	-	102.32	32.4	7.4	34.21	138	358	P	V
	*	2462	100.53	-	-	94.94	32.4	7.4	34.21	138	358	A	V
		2484.12	65.33	-8.67	74	59.66	32.45	7.4	34.18	138	358	P	V
		2483.52	53.64	-1.36	54	46.97	32.45	7.4	34.18	138	358	A	V
													V
													V
Remark	1. No other spurious found. 2. All results are PASS against Peak and Average limit line.												



2.4GHz 2400~2483.5MHz

WIFI 802.11g (Harmonic @ 3m) (Eapphone2)

WIFI Ant. 1+2	Note	Frequency (MHz)	Level (dBμV/m)	Over Limit (dB)	Limit Line (dBμV/m)	Read Level (dBμV)	Antenna Factor (dB/m)	Cable Loss (dB)	Preamp Factor (dB)	Ant Pos (cm)	Table Pos (deg)	Peak Avg. (P/A)	Pol. (H/V)	
802.11g CH 11 2462MHz		4926	40.67	-33.33	74	54.7	33.44	11.37	58.84	100	0	P	H	
		7386	40.52	-33.48	74	50.16	34.47	13.95	58.06	100	0	P	H	
													H	
													H	
			4926	40.25	-33.75	74	54.28	33.44	11.37	58.84	100	0	P	V
			7386	40.03	-33.97	74	49.67	34.47	13.95	58.06	100	0	P	V
														V
														V
Remark	1. No other spurious found. 2. All results are PASS against Peak and Average limit line.													



2.4GHz 2400~2483.5MHz

Emission below 1GHz

2.4GHz WIFI 802.11g (LF)

WIFI Ant.	Note	Frequency	Level	Over Limit	Limit Line	Read Level	Antenna Factor	Cable Loss	Preamp Factor	Ant Pos	Table Pos	Peak Avg.	Pol.	
2		(MHz)	(dBμV/m)	(dB)	(dBμV/m)	(dBμV)	(dB/m)	(dB)	(dB)	(cm)	(deg)	(P/A)	(H/V)	
2.4GHz 802.11g LF		149.07	38.44	-5.06	43.5	50.43	17.73	1.78	31.5	100	288	P	H	
		226.29	31.36	-14.64	46	43.84	16.88	2.07	31.43			P	H	
		297.3	34.37	-11.63	46	43.55	19.78	2.32	31.28			P	H	
		531	26.84	-19.16	46	30.22	24.44	3.14	30.96			P	H	
		839	33.03	-12.97	46	31.02	28.48	4.1	30.57			P	H	
		996.5	33.49	-20.51	54	29.74	30.29	3.98	30.52			P	H	
														H
														H
														H
														H
														H
														H
			76.44	33.47	-6.53	40	50.29	13.46	1.28	31.56	100	71	P	V
			99.12	32.56	-10.94	43.5	46.53	16.27	1.28	31.52			P	V
			221.16	29.46	-16.54	46	42.35	16.48	2.07	31.44			P	V
			328.7	27.76	-18.24	46	35.98	20.61	2.41	31.24			P	V
			680.1	29.06	-16.94	46	29.95	26.2	3.65	30.74			P	V
			973.4	33.38	-20.62	54	29.59	30.25	4.07	30.53			P	V
														V
														V
													V	
													V	
													V	
													V	
Remark	1. No other spurious found. 2. All results are PASS against limit line.													



Note symbol

*	Fundamental Frequency which can be ignored. However, the level of any unwanted emissions shall not exceed the level of the fundamental frequency.
!	Test result is over limit line.
P/A	Peak or Average
H/V	Horizontal or Vertical



A calculation example for radiated spurious emission is shown as below:

WIFI	Note	Frequency	Level	Over	Limit	Read	Antenna	Cable	Preamp	Ant	Table	Peak	Pol.
Ant.				Limit	Line	Level	Factor	Loss	Factor	Pos	Pos	Avg.	
2		(MHz)	(dBμV/m)	(dB)	(dBμV/m)	(dBμV)	(dB/m)	(dB)	(dB)	(cm)	(deg)	(P/A)	(H/V)
802.11b		2390	55.45	-18.55	74	54.51	32.22	4.58	35.86	103	308	P	H
CH 01													
2412MHz		2390	43.54	-10.46	54	42.6	32.22	4.58	35.86	103	308	A	H

- Level(dBμV/m) =
Antenna Factor(dB/m) + Cable Loss(dB) + Read Level(dBμV) - Preamp Factor(dB)
- Over Limit(dB) = Level(dBμV/m) – Limit Line(dBμV/m)

For Peak Limit @ 2390MHz:

- Level(dBμV/m)
= Antenna Factor(dB/m) + Cable Loss(dB) + Read Level(dBμV) - Preamp Factor(dB)
= 32.22(dB/m) + 4.58(dB) + 54.51(dBμV) – 35.86 (dB)
= 55.45 (dBμV/m)
- Over Limit(dB)
= Level(dBμV/m) – Limit Line(dBμV/m)
= 55.45(dBμV/m) – 74(dBμV/m)
= -18.55(dB)

For Average Limit @ 2390MHz:

- Level(dBμV/m)
= Antenna Factor(dB/m) + Cable Loss(dB) + Read Level(dBμV) - Preamp Factor(dB)
= 32.22(dB/m) + 4.58(dB) + 42.6(dBμV) – 35.86 (dB)
= 43.54 (dBμV/m)
- Over Limit(dB)
= Level(dBμV/m) – Limit Line(dBμV/m)
= 43.54(dBμV/m) – 54(dBμV/m)
= -10.46(dB)

Both peak and average measured complies with the limit line, so test result is “PASS”.



2.4GHz 2400~2483.5MHz
WIFI 802.11b (Band Edge @ 3m)

WIFI Ant.	Note	Frequency	Level	Over Limit	Limit Line	Read Level	Antenna Factor	Cable Loss	Preamp Factor	Ant Pos	Table Pos	Peak Avg.	Pol.	
1+2		(MHz)	(dBμV/m)	(dB)	(dBμV/m)	(dBμV)	(dB/m)	(dB)	(dB)	(cm)	(deg)	(P/A)	(H/V)	
802.11b CH 01 2412MHz		2389.59	58.88	-15.12	74	53.82	32.08	7.31	34.33	290	298	P	H	
		2390	52.57	-1.43	54	47.51	32.08	7.31	34.33	290	298	A	H	
	*	2412	113.16	-	-	108.05	32.1	7.31	34.3	290	298	P	H	
	*	2412	110.09	-	-	104.98	32.1	7.31	34.3	290	298	A	H	
													H	
													H	
			2387.28	59.27	-14.73	74	54.22	32.08	7.31	34.34	100	70	P	V
			2390	51.63	-2.37	54	46.57	32.08	7.31	34.33	100	70	A	V
	*		2412	112.03	-	-	106.92	32.1	7.31	34.3	100	70	P	V
	*		2412	109.06	-	-	103.95	32.1	7.31	34.3	100	70	A	V
													V	
													V	
802.11b CH 02 2417MHz		2389.8	57.56	-16.44	74	52.5	32.08	7.31	34.33	292	304	P	H	
		2389.94	50.41	-3.59	54	45.35	32.08	7.31	34.33	292	304	A	H	
	*	2417	112.62	-	-	107.5	32.1	7.31	34.29	292	304	P	H	
	*	2417	109.53	-	-	104.41	32.1	7.31	34.29	292	304	A	H	
													P	H
													A	H
			2389.94	56.45	-17.55	74	51.39	32.08	7.31	34.33	112	72	P	V
			2389.94	48.34	-5.66	54	43.28	32.08	7.31	34.33	112	72	A	V
	*		2417	111.66	-	-	106.54	32.1	7.31	34.29	112	72	P	V
	*		2417	108.71	-	-	103.59	32.1	7.31	34.29	112	72	A	V
													P	V
													A	V



WIFI Ant. 1+2	Note	Frequency (MHz)	Level (dBµV/m)	Over Limit (dB)	Limit Line (dBµV/m)	Read Level (dBµV)	Antenna Factor (dB/m)	Cable Loss (dB)	Preamp Factor (dB)	Ant Pos (cm)	Table Pos (deg)	Peak Avg. (P/A)	Pol. (H/V)
802.11b CH 06 2437MHz		2324.28	56.15	-17.85	74	51.42	31.99	7.18	34.44	284	300	P	H
		2389.94	45.05	-8.95	54	39.99	32.08	7.31	34.33	284	300	A	H
	*	2437	113.26	-	-	108.01	32.14	7.36	34.25	284	300	P	H
	*	2437	110.28	-	-	105.03	32.14	7.36	34.25	284	300	A	H
		2486.49	55.72	-18.28	74	50.31	32.18	7.4	34.17	284	300		H
		2483.52	45.41	-8.59	54	40.01	32.18	7.4	34.18	284	300		H
		2386.02	55.71	-18.29	74	50.66	32.08	7.31	34.34	100	70	P	V
		2389.66	44.93	-9.07	54	39.87	32.08	7.31	34.33	100	70	A	V
	*	2437	111.82	-	-	106.57	32.14	7.36	34.25	100	70	P	V
	*	2437	108.78	-	-	103.53	32.14	7.36	34.25	100	70	A	V
		2492.37	55.63	-18.37	74	50.19	32.2	7.4	34.16	100	70		V
		2483.55	45.3	-8.7	54	39.9	32.18	7.4	34.18	100	70		V
802.11b CH 10 2457MHz	*	2457	112.82	-	-	107.52	32.16	7.36	34.22	280	309	P	H
	*	2457	109.86	-	-	104.56	32.16	7.36	34.22	280	309	A	H
		2485.3	56.86	-17.14	74	51.45	32.18	7.4	34.17	280	309	P	H
		2483.56	48.79	-5.21	54	43.39	32.18	7.4	34.18	280	309	A	H
												P	H
												A	H
	*	2457	110.85	-	-	105.55	32.16	7.36	34.22	100	70	P	V
	*	2457	107.88	-	-	102.58	32.16	7.36	34.22	100	70	A	V
		2483.5	57.48	-16.52	74	52.08	32.18	7.4	34.18	100	70	P	V
		2483.62	49.3	-4.7	54	43.9	32.18	7.4	34.18	100	70	A	V
											P	V	
											A	V	



802.11b CH 11 2462MHz	*	2462	113.47	-	-	108.12	32.16	7.4	34.21	280	306	P	H
	*	2462	110.47	-	-	105.12	32.16	7.4	34.21	280	306	A	H
		2483.56	57.91	-16.09	74	52.51	32.18	7.4	34.18	280	306	P	H
		2483.52	51.56	-2.44	54	46.16	32.18	7.4	34.18	280	306	A	H
													H
													H
	*	2462	111.24	-	-	105.89	32.16	7.4	34.21	114	70	P	V
	*	2462	108.26	-	-	102.91	32.16	7.4	34.21	114	70	A	V
		2483.56	58.12	-15.88	74	52.72	32.18	7.4	34.18	114	70	P	V
		2483.52	50.4	-3.6	54	45	32.18	7.4	34.18	114	70	A	V
													V
													V
Remark	1. No other spurious found. 2. All results are PASS against Peak and Average limit line.												



2.4GHz 2400~2483.5MHz

WIFI 802.11b (Harmonic @ 3m)

WIFI Ant. 1+2	Note	Frequency (MHz)	Level (dBμV/m)	Over Limit (dB)	Limit Line (dBμV/m)	Read Level (dBμV)	Antenna Factor (dB/m)	Cable Loss (dB)	Preamp Factor (dB)	Ant Pos (cm)	Table Pos (deg)	Peak Avg. (P/A)	Pol. (H/V)	
802.11b CH 01 2412MHz		4824	42.83	-31.17	74	56.09	34.1	11.68	59.04	100	0	P	H	
													H	
													H	
													H	
			4824	42.9	-31.1	74	56.16	34.1	11.68	59.04	100	0	P	V
														V
														V
														V
802.11b CH 02 2417MHz		4834	44.68	-29.32	74	57.91	34.1	11.68	59.01	100	0	P	H	
		7251	40.83	-33.17	74	48.95	36.06	13.68	57.86	100	0	P	H	
													H	
													H	
			4834	43.55	-30.45	74	56.78	34.1	11.68	59.01	100	0	P	V
			7251	41.54	-32.46	74	49.66	36.06	13.68	57.86	100	0	P	V
														V
														V
802.11b CH 06 2437MHz		4874	45.79	-28.21	74	59.1	34.1	11.53	58.94	100	0	P	H	
		7311	41	-33	74	49.03	36.09	13.81	57.93	100	0	P	H	
													H	
													H	
			4874	43.55	-30.45	74	56.86	34.1	11.53	58.94	100	0	P	V
			7311	41.44	-32.56	74	49.47	36.09	13.81	57.93	100	0	P	V
														V
														V
Remark	1. No other spurious found. 2. All results are PASS against Peak and Average limit line.													



802.11b CH 10 2457MHz		4914	44.9	-29.1	74	58.3	34.1	11.37	58.87	100	0	P	H
		7371	42.04	-31.96	74	50.06	36.13	13.88	58.03	100	0	P	H
													H
													H
		4914	42.83	-31.17	74	56.23	34.1	11.37	58.87	100	0	P	V
		7371	41.14	-32.86	74	49.16	36.13	13.88	58.03	100	0	P	V
													V
													V
802.11b CH 11 2462MHz		4924	45.34	-28.66	74	58.71	34.1	11.37	58.84	100	0	P	H
		7386	41.71	-32.29	74	49.68	36.14	13.95	58.06	100	0	P	H
													H
													H
		4924	43.14	-30.86	74	56.51	34.1	11.37	58.84	100	0	P	V
		7386	40.66	-33.34	74	48.63	36.14	13.95	58.06	100	0	P	V
													V
													V
Remark	1. No other spurious found. 2. All results are PASS against Peak and Average limit line.												



2.4GHz 2400~2483.5MHz
WIFI 802.11g (Band Edge @ 3m)

WIFI Ant. 1+2	Note	Frequency (MHz)	Level (dBμV/m)	Over Limit (dB)	Limit Line (dBμV/m)	Read Level (dBμV)	Antenna Factor (dB/m)	Cable Loss (dB)	Preamp Factor (dB)	Ant Pos (cm)	Table Pos (deg)	Peak Avg. (P/A)	Pol. (H/V)	
802.11g CH 01 2412MHz		2390	61.59	-12.41	74	56.53	32.08	7.31	34.33	256	305	P	H	
		2388.12	51.84	-2.16	54	46.79	32.08	7.31	34.34	256	305	A	H	
	*	2412	113.26	-	-	108.15	32.1	7.31	34.3	256	305	P	H	
	*	2412	105.34	-	-	100.23	32.1	7.31	34.3	256	305	A	H	
													H	
													H	
			2390	62.13	-11.87	74	57.07	32.08	7.31	34.33	125	53	P	V
			2390	52.23	-1.77	54	47.17	32.08	7.31	34.33	125	53	A	V
	*		2412	111.91	-	-	106.8	32.1	7.31	34.3	125	53	P	V
	*		2412	104.42	-	-	99.31	32.1	7.31	34.3	125	53	A	V
													V	
													V	
802.11g CH 02 2417MHz		2388.68	60.71	-13.29	74	55.65	32.08	7.31	34.33	255	305	P	H	
		2388.54	51.46	-2.54	54	46.41	32.08	7.31	34.34	255	305	A	H	
		2417	114.1	-	-	108.98	32.1	7.31	34.29	255	305	P	H	
		2417	106.9	-	-	101.78	32.1	7.31	34.29	255	305	A	H	
												P	H	
												A	H	
			2388.96	62.47	-11.53	74	57.41	32.08	7.31	34.33	100	59	P	V
			2389.94	53.25	-1.25	54	47.69	32.08	7.31	34.33	100	59	A	V
			2417	112.09	-	-	106.97	32.1	7.31	34.29	100	59	P	V
			2417	104.82	-	-	99.7	32.1	7.31	34.29	100	59	A	V
												P	V	
												A	V	



802.11g CH 06 2437MHz		2388.12	56.87	-17.13	74	51.82	32.08	7.31	34.34	283	280	P	H
		2389.66	47.33	-6.67	54	42.27	32.08	7.31	34.33	283	280	A	H
	*	2437	113.25	-	-	108	32.14	7.36	34.25	283	280	P	H
	*	2437	105.65	-	-	100.4	32.14	7.36	34.25	283	280	A	H
		2484.53	57.48	-16.52	74	52.08	32.18	7.4	34.18	283	280	P	H
		2483.55	48.14	-5.86	54	42.74	32.18	7.4	34.18	283	280	A	H
		2389.8	58.5	-15.5	74	53.44	32.08	7.31	34.33	110	55	P	V
		2389.8	48.1	-5.9	54	43.04	32.08	7.31	34.33	110	55	A	V
	*	2437	113.11	-	-	107.86	32.14	7.36	34.25	110	55	P	V
	*	2437	105.36	-	-	100.11	32.14	7.36	34.25	110	55	A	V
		2484.81	56.73	-17.27	74	51.33	32.18	7.4	34.18	110	55	P	V
		2483.5	47.4	-6.6	54	42	32.18	7.4	34.18	110	55	A	V
802.11g CH 10 2457MHz		2457	113.85	-	-	108.55	32.16	7.36	34.22	280	306	P	H
		2457	106.34	-	-	101.04	32.16	7.36	34.22	280	306	A	H
		2483.68	62.17	-11.83	74	56.77	32.18	7.4	34.18	280	306	P	H
		2483.56	52.5	-1.5	54	47.1	32.18	7.4	34.18	280	306	A	H
												P	H
												A	H
		2457	113.14	-	-	107.6	32.4	7.36	34.22	135	55	P	V
		2457	105.7	-	-	100.16	32.4	7.36	34.22	135	55	A	V
		2483.62	61.42	-12.58	74	56.02	32.18	7.4	34.18	135	55	P	V
		2483.5	53.42	-1.38	54	47.22	32.18	7.4	34.18	135	55	A	V
												P	V
												A	V



802.11g CH 11 2462MHz	*	2462	112.38	-	-	107.03	32.16	7.4	34.21	279	309	P	H
	*	2462	104.4	-	-	99.05	32.16	7.4	34.21	279	309	A	H
		2483.6	61.43	-12.57	74	56.03	32.18	7.4	34.18	279	309	P	H
		2483.52	52.69	-1.31	54	47.29	32.18	7.4	34.18	279	309	A	H
													H
													H
	*	2462	110.63	-	-	105.28	32.16	7.4	34.21	129	52	P	V
	*	2462	102.94	-	-	97.59	32.16	7.4	34.21	129	52	A	V
		2483.68	61.83	-12.17	74	56.43	32.18	7.4	34.18	129	52	P	V
		2483.52	51.95	-2.05	54	46.55	32.18	7.4	34.18	129	52	A	V
													V
													V
Remark	1. No other spurious found. 2. All results are PASS against Peak and Average limit line.												



2.4GHz 2400~2483.5MHz

WIFI 802.11g (Harmonic @ 3m)

WIFI Ant. 1+2	Note	Frequency (MHz)	Level (dBμV/m)	Over Limit (dB)	Limit Line (dBμV/m)	Read Level (dBμV)	Antenna Factor (dB/m)	Cable Loss (dB)	Preamp Factor (dB)	Ant Pos (cm)	Table Pos (deg)	Peak Avg. (P/A)	Pol. (H/V)	
802.11g CH 01 2412MHz		4824	41.84	-32.16	74	55.1	34.1	11.68	59.04	100	0	P	H	
													H	
													H	
													H	
			4824	41.75	-32.25	74	55.01	34.1	11.68	59.04	100	0	P	V
														V
														V
802.11g CH 02 2417MHz		4834	41.74	-32.26	74	54.97	34.1	11.68	59.01	100	0	P	H	
		7251	40.76	-33.24	74	48.88	36.06	13.68	57.86	100	0	P	H	
													H	
													H	
			4834	41.43	-32.57	74	54.66	34.1	11.68	59.01	100	0	P	V
			7251	41.8	-32.2	74	49.92	36.06	13.68	57.86	100	0	P	V
														V
802.11g CH 06 2437MHz		4874	41.64	-32.36	74	54.95	34.1	11.53	58.94	100	0	P	H	
		7311	40.81	-33.19	74	48.84	36.09	13.81	57.93	100	0	P	H	
													H	
													H	
			4874	40.92	-33.08	74	54.23	34.1	11.53	58.94	100	0	P	V
			7311	41.4	-32.6	74	49.43	36.09	13.81	57.93	100	0	P	V
														V
Remark	1. No other spurious found.													
	2. All results are PASS against Peak and Average limit line.													



802.11g CH 10 2457MHz		4914	41.7	-32.3	74	55.1	34.1	11.37	58.87	100	0	P	H
		7371	40.8	-33.2	74	48.82	36.13	13.88	58.03	100	0	P	H
													H
													H
		4914	40.77	-33.23	74	54.17	34.1	11.37	58.87	100	0	P	V
		7371	40.51	-33.49	74	48.53	36.13	13.88	58.03	100	0	P	V
													V
													V
802.11g CH 11 2462MHz		4924	41.01	-32.99	74	54.38	34.1	11.37	58.84	100	0	P	H
		7386	40.86	-33.14	74	48.83	36.14	13.95	58.06	100	0	P	H
													H
													H
		4924	40.7	-33.3	74	54.07	34.1	11.37	58.84	100	0	P	V
		7386	41.78	-32.22	74	49.75	36.14	13.95	58.06	100	0	P	V
													V
													V
Remark	3. No other spurious found. 4. All results are PASS against Peak and Average limit line.												



**2.4GHz 2400~2483.5MHz
WIFI 802.11ac VHT20 (Band Edge @ 3m)**

WIFI Ant. 1+2	Note	Frequency (MHz)	Level (dBμV/m)	Over Limit (dB)	Limit Line (dBμV/m)	Read Level (dBμV)	Antenna Factor (dB/m)	Cable Loss (dB)	Preamp Factor (dB)	Ant Pos (cm)	Table Pos (deg)	Peak Avg. (P/A)	Pol. (H/V)	
802.11ac VHT20 CH 01 2412MHz		2390	63.44	-10.56	74	58.38	32.08	7.31	34.33	256	306	P	H	
		2389.695	51.58	-2.42	54	46.52	32.08	7.31	34.33	256	306	A	H	
	*	2412	110.74	-	-	105.63	32.1	7.31	34.3	256	306	P	H	
	*	2412	103.33	-	-	98.22	32.1	7.31	34.3	256	306	A	H	
													H	
													H	
			2389.275	60.17	-13.83	74	55.11	32.08	7.31	34.33	125	54	P	V
			2389.275	51.12	-2.88	54	46.06	32.08	7.31	34.33	125	54	A	V
		*	2412	110.43	-	-	105.32	32.1	7.31	34.3	125	54	P	V
		*	2412	102.21	-	-	97.1	32.1	7.31	34.3	125	54	A	V
													V	
													V	
802.11ac VHT20 CH 02 2417MHz		2389.24	61.19	-12.81	74	56.13	32.08	7.31	34.33	256	306	P	H	
		2389.94	52.72	-1.28	54	47.66	32.08	7.31	34.33	256	306	A	H	
	*	2417	113.83	-	-	108.71	32.1	7.31	34.29	256	306	P	H	
	*	2417	106.14	-	-	101.02	32.1	7.31	34.29	256	306	A	H	
													P	H
													A	H
			2388.82	61.44	-12.56	74	56.38	32.08	7.31	34.33	100	58	P	V
			2389.94	53.26	-1.54	54	47.29	32.08	7.31	34.33	100	58	A	V
		*	2417	111.19	-	-	106.07	32.1	7.31	34.29	100	58	P	V
		*	2417	103.94	-	-	98.82	32.1	7.31	34.29	100	58	A	V
													P	V
													A	V



802.11ac VHT20 CH 06 2437MHz		2389.66	57.04	-16.96	74	51.98	32.08	7.31	34.33	279	308	P	H
		2389.66	47.97	-6.03	54	42.91	32.08	7.31	34.33	279	308	A	H
	*	2437	112.65	-	-	107.4	32.14	7.36	34.25	279	308	P	H
	*	2437	105.91	-	-	100.66	32.14	7.36	34.25	279	308	A	H
		2483.83	57.71	-16.29	74	52.31	32.18	7.4	34.18	279	308	P	H
		2483.52	48.09	-5.91	54	42.69	32.18	7.4	34.18	279	308	A	H
		2388.82	58.16	-15.84	74	53.1	32.08	7.31	34.33	108	57	P	V
		2389.8	49.2	-4.8	54	44.14	32.08	7.31	34.33	108	57	A	V
	*	2437	112.53	-	-	107.28	32.14	7.36	34.25	108	57	P	V
	*	2437	104.41	-	-	99.16	32.14	7.36	34.25	108	57	A	V
		2485.02	59.06	-14.94	74	53.65	32.18	7.4	34.17	108	57	P	V
		2483.62	49.12	-4.88	54	43.72	32.18	7.4	34.18	108	57	A	V
802.11ac VHT20 CH 10 2457MHz		2457	112.7	-	-	107.4	32.16	7.36	34.22	279	308	P	H
		2457	105.55	-	-	100.25	32.16	7.36	34.22	279	308	A	H
	*	2484.16	62.88	-11.12	74	57.48	32.18	7.4	34.18	279	308	P	H
	*	2483.8	52.58	-1.42	54	47.18	32.18	7.4	34.18	279	308	A	H
												P	H
												A	H
		2457	111.18	-	-	105.88	32.16	7.36	34.22	132	55	P	V
		2457	104.67	-	-	99.37	32.16	7.36	34.22	132	55	A	V
	*	2484.22	63.1	-10.9	74	57.7	32.18	7.4	34.18	132	55	P	V
	*	2484.04	53.57	-1.01	54	47.32	32.18	7.4	34.18	132	55	A	V
											P	V	
											A	V	



802.11ac VHT20 CH 11 2462MHz	*	2462	110.67	-	-	105.32	32.16	7.4	34.21	279	309	P	H
	*	2462	103.66	-	-	98.31	32.16	7.4	34.21	279	309	A	H
		2483.88	62.29	-11.71	74	56.89	32.18	7.4	34.18	279	309	P	H
		2483.88	52.38	-1.62	54	46.98	32.18	7.4	34.18	279	309	A	H
													H
													H
	*	2462	109.94	-	-	104.59	32.16	7.4	34.21	132	54	P	V
	*	2462	102.73	-	-	97.38	32.16	7.4	34.21	132	54	A	V
		2484	62.5	-11.5	74	57.1	32.18	7.4	34.18	132	54	P	V
		2484.08	52.73	-1.27	54	47.33	32.18	7.4	34.18	132	54	A	V
												V	
												V	
Remark	1. No other spurious found. 2. All results are PASS against Peak and Average limit line.												



2.4GHz 2400~2483.5MHz
WIFI 802.11ac VHT20 (Harmonic @ 3m)

WIFI Ant. 1+2	Note	Frequency (MHz)	Level (dBμV/m)	Over Limit (dB)	Limit Line (dBμV/m)	Read Level (dBμV)	Antenna Factor (dB/m)	Cable Loss (dB)	Preamp Factor (dB)	Ant Pos (cm)	Table Pos (deg)	Peak Avg. (P/A)	Pol. (H/V)	
802.11ac VHT20 CH 01 2412MHz		4824	43.19	-30.81	74	56.45	34.1	11.68	59.04	100	0	P	H	
													H	
													H	
													H	
			4824	41.89	-32.11	74	55.15	34.1	11.68	59.04	100	0	P	V
														V
														V
802.11ac VHT20 CH 02 2417MHz		4834	41.95	-32.05	74	55.18	34.1	11.68	59.01	100	0	P	H	
		7251	41.64	-32.36	74	49.76	36.06	13.68	57.86	100	0	P	H	
													H	
													H	
			4834	41.57	-32.43	74	54.8	34.1	11.68	59.01	100	0	P	V
			7251	40.72	-33.28	74	48.84	36.06	13.68	57.86	100	0	P	V
														V
802.11ac VHT20 CH 06 2437MHz		4872	41.4	-32.6	74	54.71	34.1	11.53	58.94	100	0	P	H	
		7311	41.01	-32.99	74	49.04	36.09	13.81	57.93	100	0	P	H	
													H	
													H	
			4874	41.14	-32.86	74	54.45	34.1	11.53	58.94	100	0	P	V
			7311	42.4	-31.6	74	50.43	36.09	13.81	57.93	100	0	P	V
														V
Remark	1. No other spurious found.													
	2. All results are PASS against Peak and Average limit line.													



802.11ac VHT20 CH 10 2457MHz		4914	41.36	-32.64	74	54.76	34.1	11.37	58.87	100	0	P	H
		7371	40.39	-33.61	74	48.41	36.13	13.88	58.03	100	0	P	H
													H
													H
		4914	42.86	-31.14	74	56.26	34.1	11.37	58.87	100	0	P	V
		7371	40.59	-33.41	74	48.61	36.13	13.88	58.03	100	0	P	V
													V
													V
802.11ac VHT20 CH 11 2462MHz		4924	41.97	-32.03	74	55.34	34.1	11.37	58.84	100	0	P	H
		7386	41.94	-32.06	74	49.91	36.14	13.95	58.06	100	0	P	H
													H
													H
		4924	43.35	-30.65	74	56.72	34.1	11.37	58.84	100	0	P	V
		7386	41.56	-32.44	74	49.53	36.14	13.95	58.06	100	0	P	V
													V
													V
Remark	1. No other spurious found. 2. All results are PASS against Peak and Average limit line.												



**2.4GHz 2400~2483.5MHz
WIFI 802.11ac VHT40 (Band Edge @ 3m)**

WIFI Ant. 1+2	Note	Frequency (MHz)	Level (dBμV/m)	Over Limit (dB)	Limit Line (dBμV/m)	Read Level (dBμV)	Antenna Factor (dB/m)	Cable Loss (dB)	Preamp Factor (dB)	Ant Pos (cm)	Table Pos (deg)	Peak Avg. (P/A)	Pol. (H/V)
802.11ac VHT40 CH 03 2422MHz		2389.24	61.19	-12.81	74	56.13	32.08	7.31	34.33	320	308	P	H
		2388.82	52.51	-1.49	54	47.45	32.08	7.31	34.33	320	308	A	H
	*	2422	106.05	-	-	100.85	32.12	7.36	34.28	320	308	P	H
	*	2422	98.83	-	-	93.63	32.12	7.36	34.28	320	308	A	H
		2484.88	55.89	-18.11	74	50.49	32.18	7.4	34.18	320	308	P	H
		2483.9	47.06	-6.94	54	41.66	32.18	7.4	34.18	320	308	A	H
		2389.1	61.66	-12.34	74	56.6	32.08	7.31	34.33	109	60	P	V
		2389.24	53.37	-1.42	54	47.41	32.08	7.31	34.33	109	60	A	V
	*	2422	104.31	-	-	99.11	32.12	7.36	34.28	109	60	P	V
	*	2422	97.05	-	-	91.85	32.12	7.36	34.28	109	60	A	V
		2484.53	55.5	-18.5	74	50.1	32.18	7.4	34.18	109	60	P	V
		2484.53	47.18	-6.82	54	41.78	32.18	7.4	34.18	109	60	A	V
802.11ac VHT40 CH 04 2427MHz		2389.8	60.34	-13.66	74	55.28	32.08	7.31	34.33	321	306	P	H
		2389.52	53.5	-1.5	54	47.44	32.08	7.31	34.33	321	306	A	H
	*	2427	106.7	-	-	101.49	32.12	7.36	34.27	321	306	P	H
	*	2427	99.83	-	-	94.62	32.12	7.36	34.27	321	306	A	H
		2498.53	55.78	-18.22	74	50.33	32.2	7.4	34.15	321	306	P	H
		2486.56	46.91	-7.09	54	41.5	32.18	7.4	34.17	321	306	A	H
		2389.24	63.14	-10.86	74	58.08	32.08	7.31	34.33	109	60	P	V
		2389.66	53.22	-1.78	54	47.16	32.08	7.31	34.33	109	60	A	V
	*	2427	103.98	-	-	98.77	32.12	7.36	34.27	109	60	P	V
	*	2427	97.22	-	-	92.01	32.12	7.36	34.27	109	60	A	V
		2486.91	56.54	-17.46	74	51.13	32.18	7.4	34.17	109	60	P	V
		2484.6	47.47	-6.53	54	42.07	32.18	7.4	34.18	109	60	A	V



802.11ac VHT40 CH 06 2437MHz		2389.94	61.56	-12.44	74	56.5	32.08	7.31	34.33	284	298	P	H
		2389.66	52.76	-1.24	54	47.7	32.08	7.31	34.33	284	298	A	H
	*	2437	107.19	-	-	101.94	32.14	7.36	34.25	284	298	P	H
	*	2437	100.47	-	-	95.22	32.14	7.36	34.25	284	298	A	H
		2486.91	57.56	-16.44	74	52.15	32.18	7.4	34.17	284	298	P	H
		2484.53	49.27	-4.73	54	43.87	32.18	7.4	34.18	284	298	A	H
		2389.52	61.71	-12.29	74	56.65	32.08	7.31	34.33	109	60	P	V
		2389.24	52.88	-1.12	54	47.82	32.08	7.31	34.33	109	60	A	V
	*	2437	106.49	-	-	101.24	32.14	7.36	34.25	109	60	P	V
	*	2437	99.38	-	-	94.13	32.14	7.36	34.25	109	60	A	V
		2486.49	59.81	-14.19	74	54.4	32.18	7.4	34.17	109	60	P	V
		2484.25	49.12	-4.88	54	43.72	32.18	7.4	34.18	109	60	A	V
802.11ac VHT40 CH 08 2447MHz		2389.52	56.16	-17.84	74	51.1	32.08	7.31	34.33	284	299	P	H
		2389.8	47.76	-6.24	54	42.7	32.08	7.31	34.33	284	299	A	H
	*	2447	105.77	-	-	100.51	32.14	7.36	34.24	284	299	P	H
	*	2447	98.53	-	-	93.27	32.14	7.36	34.24	284	299	A	H
		2484.88	61.64	-12.36	74	56.24	32.18	7.4	34.18	284	299	P	H
		2484.25	52.97	-1.03	54	47.57	32.18	7.4	34.18	284	299	A	H
		2389.52	55.96	-18.04	74	50.9	32.08	7.31	34.33	111	59	P	V
		2389.38	47.65	-6.35	54	42.59	32.08	7.31	34.33	111	59	A	V
	*	2447	105.04	-	-	99.78	32.14	7.36	34.24	111	59	P	V
	*	2447	97.61	-	-	92.35	32.14	7.36	34.24	111	59	A	V
		2484.11	61.64	-12.36	74	56.24	32.18	7.4	34.18	111	59	P	V
		2484.46	52.96	-1.04	54	47.56	32.18	7.4	34.18	111	59	A	V



802.11ac VHT40 CH 09 2452MHz		2384.48	56.28	-17.72	74	51.25	32.06	7.31	34.34	284	298	P	H
		2389.94	46.95	-7.05	54	41.89	32.08	7.31	34.33	284	298	A	H
	*	2452	105.75	-	-	100.48	32.14	7.36	34.23	284	298	P	H
	*	2452	98.14	-	-	92.87	32.14	7.36	34.23	284	298	A	H
		2484.11	60.4	-13.6	74	55	32.18	7.4	34.18	284	298	P	H
		2484.39	52.39	-1.61	54	46.99	32.18	7.4	34.18	284	298	A	H
		2353.4	55.54	-18.46	74	50.66	32.03	7.24	34.39	109	60	P	V
		2389.24	47.15	-6.85	54	42.09	32.08	7.31	34.33	109	60	A	V
	*	2452	104.04	-	-	98.77	32.14	7.36	34.23	109	60	P	V
	*	2452	96.89	-	-	91.62	32.14	7.36	34.23	109	60	A	V
		2484.11	60.41	-13.59	74	55.01	32.18	7.4	34.18	109	60	P	V
	2483.9	51.84	-2.16	54	46.44	32.18	7.4	34.18	109	60	A	V	
Remark	1. No other spurious found. 2. All results are PASS against Peak and Average limit line.												



**2.4GHz 2400~2483.5MHz
WIFI 802.11ac VHT40 (Harmonic @ 3m)**

WIFI Ant. 1+2	Note	Frequency (MHz)	Level (dBμV/m)	Over Limit (dB)	Limit Line (dBμV/m)	Read Level (dBμV)	Antenna Factor (dB/m)	Cable Loss (dB)	Preamp Factor (dB)	Ant Pos (cm)	Table Pos (deg)	Peak Avg. (P/A)	Pol. (H/V)
802.11ac VHT40 CH 03 2422MHz		4844	39.85	-34.15	74	53.08	34.1	11.68	59.01	100	0	P	H
		7266	41.98	-32.02	74	50.05	36.07	13.75	57.89	100	0	P	H
													H
													H
		4844	39.65	-34.35	74	52.88	34.1	11.68	59.01	100	0	P	V
		7266	40.96	-33.04	74	49.03	36.07	13.75	57.89	100	0	P	V
													V
													V
802.11ac VHT40 CH 04 2427MHz		4854	40.98	-33.02	74	54.18	34.1	11.68	58.98	100	0	P	H
		7281	40.87	-33.13	74	48.94	36.07	13.75	57.89	100	0	P	H
													H
													H
		4854	41.67	-32.33	74	54.87	34.1	11.68	58.98	100	0	P	V
		7281	41.81	-32.19	74	49.88	36.07	13.75	57.89	100	0	P	V
													V
													V
802.11ac VHT40 CH 06 2437MHz		4874	39.69	-34.31	74	53	34.1	11.53	58.94	100	0	P	H
		7311	40.94	-33.06	74	48.97	36.09	13.81	57.93	100	0	P	H
													H
													H
		4874	40.63	-33.37	74	53.94	34.1	11.53	58.94	100	0	P	V
		7311	39.47	-34.53	74	47.5	36.09	13.81	57.93	100	0	P	V
													V
													V
Remark	1. No other spurious found. 2. All results are PASS against Peak and Average limit line.												



802.11ac VHT40 CH 08 2447MHz		4894	38.92	-35.08	74	52.2	34.1	11.53	58.91	100	0	P	H
		7341	41.13	-32.87	74	49.12	36.11	13.88	57.98	100	0	P	H
													H
													H
		4894	39.71	-34.29	74	52.99	34.1	11.53	58.91	100	0	P	V
		7341	40.61	-33.39	74	48.6	36.11	13.88	57.98	100	0	P	V
													V
													V
802.11ac VHT40 CH 09 2452MHz		4904	40.28	-33.72	74	53.68	34.1	11.37	58.87	100	0	P	H
		7356	41.01	-32.99	74	49.02	36.12	13.88	58.01	100	0	P	H
													H
													H
		4904	39.65	-34.35	74	53.05	34.1	11.37	58.87	100	0	P	V
		7356	41.07	-32.93	74	49.08	36.12	13.88	58.01	100	0	P	V
													V
													V
Remark	1. No other spurious found. 2. All results are PASS against Peak and Average limit line.												



Emission below 1GHz
2.4GHz WIFI 802.11ac VHT20 (LF)

Table with 14 columns: WIFI Ant., Note, Frequency (MHz), Level (dBµV/m), Over Limit (dB), Limit Line (dBµV/m), Read Level (dBµV), Antenna Factor (dB/m), Cable Loss (dB), Preamp Factor (dB), Ant Pos (cm), Table Pos (deg), Peak Avg. (P/A), Pol. (H/V). Rows include test data for 2.4GHz and a Remark section at the bottom.



Note symbol

*	Fundamental Frequency which can be ignored. However, the level of any unwanted emissions shall not exceed the level of the fundamental frequency.
!	Test result is over limit line.
P/A	Peak or Average
H/V	Horizontal or Vertical



A calculation example for radiated spurious emission is shown as below:

WIFI Ant.	Note	Frequency	Level	Over Limit	Limit Line	Read Level	Antenna Factor	Cable Loss	Preamp Factor	Ant Pos	Table Pos	Peak Avg.	Pol.
1+2		(MHz)	(dBµV/m)	(dB)	(dBµV/m)	(dBµV)	(dB/m)	(dB)	(dB)	(cm)	(deg)	(P/A)	(H/V)
802.11b		2390	55.45	-18.55	74	54.51	32.22	4.58	35.86	103	308	P	H
CH 01		2390	43.54	-10.46	54	42.6	32.22	4.58	35.86	103	308	A	H
2412MHz													

- 1. Level(dBµV/m) =
Antenna Factor(dB/m) + Cable Loss(dB) + Read Level(dBµV) - Preamp Factor(dB)
- 2. Over Limit(dB) = Level(dBµV/m) – Limit Line(dBµV/m)

For Peak Limit @ 2390MHz:

- 1. Level(dBµV/m)
= Antenna Factor(dB/m) + Cable Loss(dB) + Read Level(dBµV) - Preamp Factor(dB)
= 32.22(dB/m) + 4.58(dB) + 54.51(dBµV) – 35.86 (dB)
= 55.45 (dBµV/m)
- 2. Over Limit(dB)
= Level(dBµV/m) – Limit Line(dBµV/m)
= 55.45(dBµV/m) – 74(dBµV/m)
= -18.55(dB)

For Average Limit @ 2390MHz:

- 1. Level(dBµV/m)
= Antenna Factor(dB/m) + Cable Loss(dB) + Read Level(dBµV) - Preamp Factor(dB)
= 32.22(dB/m) + 4.58(dB) + 42.6(dBµV) – 35.86 (dB)
= 43.54 (dBµV/m)
- 2. Over Limit(dB)
= Level(dBµV/m) – Limit Line(dBµV/m)
= 43.54(dBµV/m) – 54(dBµV/m)
= -10.46(dB)

Both peak and average measured complies with the limit line, so test result is “PASS”.



<TXBF Modes>

2.4GHz 2400~2483.5MHz

WIFI 802.11ac VHT20 (Band Edge @ 3m)

WIFI Ant. 1+2	Note	Frequency (MHz)	Level (dBμV/m)	Over Limit (dB)	Limit Line (dBμV/m)	Read Level (dBμV)	Antenna Factor (dB/m)	Cable Loss (dB)	Preamp Factor (dB)	Ant Pos (cm)	Table Pos (deg)	Peak Avg. (P/A)	Pol. (H/V)	
802.11ac VHT20 CH 01 2412MHz		2389.485	59.64	-14.36	74	54.47	32.19	7.31	34.33	278	306	P	H	
		2390	48.57	-5.43	54	43.4	32.19	7.31	34.33	278	306	A	H	
	*	2412	109.4	-	-	104.15	32.24	7.31	34.3	278	306	P	H	
	*	2412	103.72	-	-	98.47	32.24	7.31	34.3	278	306	A	H	
													H	
													H	
			2388.435	57.01	-16.99	74	51.85	32.19	7.31	34.34	175	0	P	V
			2389.905	47.02	-6.98	54	41.85	32.19	7.31	34.33	175	0	A	V
		*	2412	106.92	-	-	101.67	32.24	7.31	34.3	175	0	P	V
		*	2412	97.31	-	-	92.06	32.24	7.31	34.3	175	0	A	V
802.11ac VHT20 CH 02 2417MHz		2382.1	56.34	-17.66	74	51.24	32.14	7.31	34.35	268	304	P	H	
		2389.94	47.21	-6.79	54	42.04	32.19	7.31	34.33	268	304	A	H	
		*	2417	109.77	-	-	104.51	32.24	7.31	34.29	268	304	P	H
		*	2417	103.82	-	-	98.56	32.24	7.31	34.29	268	304	A	H
													P	H
													A	H
			2385.46	55.5	-18.5	74	50.39	32.14	7.31	34.34	160	0	P	V
			2389.8	45.9	-8.1	54	40.73	32.19	7.31	34.33	160	0	A	V
		*	2417	105.45	-	-	100.19	32.24	7.31	34.29	160	0	P	V
		*	2417	97.75	-	-	92.49	32.24	7.31	34.29	160	0	A	V
												P	V	
												A	V	



802.11ac VHT20 CH 06 2437MHz		2388.82	57.33	-16.67	74	52.16	32.19	7.31	34.33	274	299	P	H
		2389.94	47.53	-6.47	54	42.36	32.19	7.31	34.33	274	299	A	H
	*	2437	113.77	-	-	108.32	32.34	7.36	34.25	274	299	P	H
	*	2437	107.56	-	-	102.11	32.34	7.36	34.25	274	299	A	H
		2484.95	57.46	-16.54	74	51.78	32.45	7.4	34.17	274	299	P	H
		2483.52	48.58	-5.42	54	42.91	32.45	7.4	34.18	274	299	A	H
		2328.2	55.48	-18.52	74	50.76	31.98	7.18	34.44	174	0	P	V
		2389.66	46.05	-7.95	54	40.88	32.19	7.31	34.33	174	0	A	V
	*	2437	108.26	-	-	102.81	32.34	7.36	34.25	174	0	P	V
	*	2437	100.67	-	-	95.22	32.34	7.36	34.25	174	0	A	V
		2487.26	56.77	-17.23	74	51.09	32.45	7.4	34.17	174	0	P	V
		2484.04	47.33	-6.67	54	41.66	32.45	7.4	34.18	174	0	A	V
802.11ac VHT20 CH 10 2457MHz	*	2457	111.22	-	-	105.68	32.4	7.36	34.22	290	299	P	H
	*	2457	105.76	-	-	100.22	32.4	7.36	34.22	290	299	A	H
		2484.58	58.77	-15.23	74	53.1	32.45	7.4	34.18	290	299	P	H
		2483.8	49.44	-4.56	54	43.77	32.45	7.4	34.18	290	299	A	H
												P	H
												A	H
	*	2457	108.16	-	-	102.62	32.4	7.36	34.22	174	0	P	V
	*	2457	98.86	-	-	93.32	32.4	7.36	34.22	174	0	A	V
		2484.76	59.14	-14.86	74	53.47	32.45	7.4	34.18	174	0	P	V
		2483.5	48.52	-5.48	54	42.85	32.45	7.4	34.18	174	0	A	V
											P	V	
											A	V	



802.11ac VHT20 CH 11 2462MHz	*	2462	111.54	-	-	105.95	32.4	7.4	34.21	288	308	P	H
	*	2462	105.53	-	-	99.94	32.4	7.4	34.21	288	308	A	H
		2483.84	65.68	-8.32	74	60.01	32.45	7.4	34.18	288	308	P	H
		2483.6	52.74	-1.26	54	47.07	32.45	7.4	34.18	288	308	A	H
													H
													H
	*	2462	108.59	-	-	103	32.4	7.4	34.21	168	0	P	V
	*	2462	99.7	-	-	94.11	32.4	7.4	34.21	168	0	A	V
		2483.68	61.53	-12.47	74	55.86	32.45	7.4	34.18	168	0	P	V
		2483.68	50.91	-3.09	54	45.24	32.45	7.4	34.18	168	0	A	V
												V	
												V	
Remark	1. No other spurious found. 2. All results are PASS against Peak and Average limit line.												



**2.4GHz 2400~2483.5MHz
WIFI 802.11ac VHT20 (Harmonic @ 3m)**

WIFI Ant. 1+2	Note	Frequency (MHz)	Level (dBμV/m)	Over Limit (dB)	Limit Line (dBμV/m)	Read Level (dBμV)	Antenna Factor (dB/m)	Cable Loss (dB)	Preamp Factor (dB)	Ant Pos (cm)	Table Pos (deg)	Peak Avg. (P/A)	Pol. (H/V)	
802.11ac VHT20 CH 01 2412MHz		4824	40.4	-33.6	74	54.12	33.64	11.68	59.04	100	0	P	H	
													H	
													H	
													H	
			4824	40.1	-33.9	74	53.82	33.64	11.68	59.04	100	0	P	V
														V
														V
802.11ac VHT20 CH 02 2417MHz		4836	39.13	-34.87	74	52.85	33.61	11.68	59.01	100	0	P	H	
		7248	39.88	-34.12	74	49.23	34.83	13.68	57.86	100	0	P	H	
													H	
													H	
			4836	39.34	-34.66	74	53.06	33.61	11.68	59.01	100	0	P	V
			7248	39.77	-34.23	74	49.12	34.83	13.68	57.86	100	0	P	V
														V
802.11ac VHT20 CH 06 2437MHz		4872	40.09	-33.91	74	53.96	33.54	11.53	58.94	100	0	P	H	
		7308	39.15	-34.85	74	48.58	34.69	13.81	57.93	100	0	P	H	
													H	
													H	
			4872	41.61	-32.39	74	55.48	33.54	11.53	58.94	100	0	P	V
			7308	40.17	-33.83	74	49.6	34.69	13.81	57.93	100	0	P	V
														V
Remark	1. No other spurious found.													
	2. All results are PASS against Peak and Average limit line.													



802.11ac VHT20 CH 10 2457MHz		4914	39.12	-34.88	74	53.15	33.47	11.37	58.87	100	0	P	H
		7368	38.91	-35.09	74	48.55	34.51	13.88	58.03	100	0	P	H
													H
													H
		4914	39.23	-34.77	74	53.26	33.47	11.37	58.87	100	0	P	V
		7368	39.33	-34.67	74	48.97	34.51	13.88	58.03	100	0	P	V
													V
													V
802.11ac VHT20 CH 11 2462MHz		4926	39.54	-34.46	74	53.57	33.44	11.37	58.84	100	0	P	H
		7386	39	-35	74	48.64	34.47	13.95	58.06	100	0	P	H
													H
													H
		4926	40.14	-33.86	74	54.17	33.44	11.37	58.84	100	0	P	V
		7386	38.6	-35.4	74	48.24	34.47	13.95	58.06	100	0	P	V
													V
													V
Remark	1. No other spurious found. 2. All results are PASS against Peak and Average limit line.												



**2.4GHz 2400~2483.5MHz
WIFI 802.11ac VHT40 (Band Edge @ 3m)**

WIFI Ant. 1+2	Note	Frequency (MHz)	Level (dBμV/m)	Over Limit (dB)	Limit Line (dBμV/m)	Read Level (dBμV)	Antenna Factor (dB/m)	Cable Loss (dB)	Preamp Factor (dB)	Ant Pos (cm)	Table Pos (deg)	Peak Avg. (P/A)	Pol. (H/V)
802.11ac VHT40 CH 03 2422MHz		2386.58	59.9	-14.1	74	54.74	32.19	7.31	34.34	290	304	P	H
		2389.94	49.25	-4.75	54	44.08	32.19	7.31	34.33	290	304	A	H
	*	2422	107.73	-	-	102.36	32.29	7.36	34.28	290	304	P	H
	*	2422	103.94	-	-	98.57	32.29	7.36	34.28	290	304	A	H
		2498.32	56.09	-17.91	74	50.34	32.5	7.4	34.15	290	304	P	H
		2483.97	46.01	-7.99	54	40.34	32.45	7.4	34.18	290	304	A	H
		2389.8	57.61	-16.39	74	52.44	32.19	7.31	34.33	107	69	P	V
		2389.94	47.8	-6.2	54	42.63	32.19	7.31	34.33	107	69	A	V
	*	2422	106.47	-	-	101.1	32.29	7.36	34.28	107	69	P	V
	*	2422	102.96	-	-	97.59	32.29	7.36	34.28	107	69	A	V
		2483.52	56.62	-17.38	74	50.95	32.45	7.4	34.18	107	69	P	V
		2484.95	45.78	-8.22	54	40.1	32.45	7.4	34.17	107	69	A	V
802.11ac VHT40 CH 04 2427MHz		2388.4	57.79	-16.21	74	52.63	32.19	7.31	34.34	290	309	P	H
		2389.52	47.74	-6.26	54	42.57	32.19	7.31	34.33	290	309	A	H
	*	2427	107.6	-	-	102.22	32.29	7.36	34.27	290	309	P	H
	*	2427	103.18	-	-	97.8	32.29	7.36	34.27	290	309	A	H
		2484.95	56.62	-17.38	74	50.94	32.45	7.4	34.17	290	309	P	H
		2485.02	46.11	-7.89	54	40.43	32.45	7.4	34.17	290	309	P	H
		2389.8	56.77	-17.23	74	51.6	32.19	7.31	34.33	130	69	P	V
		2389.66	47.16	-6.84	54	41.99	32.19	7.31	34.33	130	69	A	V
	*	2427	105.91	-	-	100.53	32.29	7.36	34.27	130	69	P	V
	*	2427	102.28	-	-	96.9	32.29	7.36	34.27	130	69	A	V
	2486.56	56.8	-17.2	74	51.12	32.45	7.4	34.17	130	69	P	V	
	2485.93	45.82	-8.18	54	40.14	32.45	7.4	34.17	130	69	A	V	



802.11ac VHT40 CH 06 2437MHz		2387.56	57.32	-16.68	74	52.16	32.19	7.31	34.34	268	292	P	H
		2389.94	47.74	-6.26	54	42.57	32.19	7.31	34.33	268	292	A	H
	*	2437	108.04	-	-	102.59	32.34	7.36	34.25	268	292	P	H
	*	2437	102.87	-	-	97.42	32.34	7.36	34.25	268	292	A	H
		2484.88	59.33	-14.67	74	53.66	32.45	7.4	34.18	268	292	P	H
		2483.55	48.6	-5.4	54	42.93	32.45	7.4	34.18	268	292	A	H
		2388.12	58.24	-15.76	74	53.08	32.19	7.31	34.34	102	62	P	V
		2389.52	48.02	-5.98	54	42.85	32.19	7.31	34.33	102	62	A	V
	*	2437	107.1	-	-	101.65	32.34	7.36	34.25	102	62	P	V
	*	2437	104.35	-	-	98.9	32.34	7.36	34.25	102	62	A	V
		2484.74	58.6	-15.4	74	52.93	32.45	7.4	34.18	102	62	P	V
		2484.53	47.87	-6.13	54	42.2	32.45	7.4	34.18	102	62	A	V
802.11ac VHT40 CH 08 2447MHz		2375.52	56.35	-17.65	74	51.33	32.14	7.24	34.36	254	303	P	H
		2389.52	45.42	-8.58	54	40.25	32.19	7.31	34.33	254	303	A	H
	*	2447	106.91	-	-	101.45	32.34	7.36	34.24	254	303	P	H
	*	2447	102.97	-	-	97.51	32.34	7.36	34.24	254	303	A	H
		2484.46	64.73	-9.27	74	59.06	32.45	7.4	34.18	254	303	P	H
		2483.76	53.39	-1.61	54	46.72	32.45	7.4	34.18	254	303	A	H
		2374.96	56.17	-17.83	74	51.15	32.14	7.24	34.36	104	61	P	V
		2389.66	45.54	-8.46	54	40.37	32.19	7.31	34.33	104	61	A	V
	*	2447	106.08	-	-	100.62	32.34	7.36	34.24	104	61	P	V
	*	2447	100.58	-	-	95.12	32.34	7.36	34.24	104	61	A	V
	2484.46	60.69	-13.31	74	55.02	32.45	7.4	34.18	104	61	P	V	
	2483.55	50.71	-3.29	54	45.04	32.45	7.4	34.18	104	61	A	V	



802.11ac VHT40 CH 09 2452MHz		2385.6	55.3	-18.7	74	50.14	32.19	7.31	34.34	361	310	P	H
		2389.52	45.14	-8.86	54	39.97	32.19	7.31	34.33	361	310	A	H
	*	2452	108.67	-	-	103.2	32.34	7.36	34.23	361	310	P	H
	*	2452	105.47	-	-	100	32.34	7.36	34.23	361	310	A	H
		2485.58	60.99	-13.01	74	55.31	32.45	7.4	34.17	361	310	P	H
		2485.58	51.3	-2.7	54	45.62	32.45	7.4	34.17	361	310	A	H
		2344.3	55.82	-18.18	74	50.96	32.03	7.24	34.41	352	8	P	V
		2388.82	45.09	-8.91	54	39.92	32.19	7.31	34.33	352	8	A	V
	*	2452	106.89	-	-	101.42	32.34	7.36	34.23	352	8	P	V
	*	2452	103.07	-	-	97.6	32.34	7.36	34.23	352	8	A	V
		2483.69	60.68	-13.32	74	55.01	32.45	7.4	34.18	352	8	P	V
		2483.76	50.45	-3.55	54	44.78	32.45	7.4	34.18	352	8	A	V
Remark	1. No other spurious found. 2. All results are PASS against Peak and Average limit line.												



**2.4GHz 2400~2483.5MHz
WIFI 802.11ac VHT40 (Harmonic @ 3m)**

WIFI Ant. 1+2	Note	Frequency (MHz)	Level (dBμV/m)	Over Limit (dB)	Limit Line (dBμV/m)	Read Level (dBμV)	Antenna Factor (dB/m)	Cable Loss (dB)	Preamp Factor (dB)	Ant Pos (cm)	Table Pos (deg)	Peak Avg. (P/A)	Pol. (H/V)
802.11ac VHT40 CH 03 2422MHz		4842	40.07	-33.93	74	53.79	33.61	11.68	59.01	100	0	P	H
		7266	39.8	-34.2	74	49.16	34.78	13.75	57.89	100	0	P	H
													H
													H
		4842	39.51	-34.49	74	53.23	33.61	11.68	59.01	100	0	P	V
		7266	39.94	-34.06	74	49.3	34.78	13.75	57.89	100	0	P	V
802.11ac VHT40 CH 04 2427MHz		4854	39.22	-34.78	74	52.94	33.58	11.68	58.98	100	0	P	H
		7284	41.05	-32.95	74	50.47	34.74	13.75	57.91	100	0	P	H
													H
													H
		4854	39.52	-34.48	74	53.24	33.58	11.68	58.98	100	0	P	V
		7284	40.96	-33.04	74	50.38	34.74	13.75	57.91	100	0	P	V
802.11ac VHT40 CH 06 2437MHz		4872	40.37	-33.63	74	54.24	33.54	11.53	58.94	100	0	P	H
		7308	40.46	-33.54	74	49.89	34.69	13.81	57.93	100	0	P	H
													H
													H
		4872	42.31	-31.69	74	56.18	33.54	11.53	58.94	100	0	P	V
		7308	40.58	-33.42	74	50.01	34.69	13.81	57.93	100	0	P	V
Remark	1. No other spurious found.												
	2. All results are PASS against Peak and Average limit line.												



802.11ac VHT40 CH 08 2447MHz		4896	39.18	-34.82	74	53.05	33.51	11.53	58.91	100	0	P	H
		7344	40.08	-33.92	74	49.58	34.6	13.88	57.98	100	0	P	H
													H
													H
		4896	40.03	-33.97	74	53.9	33.51	11.53	58.91	100	0	P	V
		7344	39.26	-34.74	74	48.76	34.6	13.88	57.98	100	0	P	V
													V
802.11ac VHT40 CH 09 2452MHz		4902	39.05	-34.95	74	53.08	33.47	11.37	58.87	100	0	P	H
		7356	39.44	-34.56	74	49.01	34.56	13.88	58.01	100	0	P	H
													H
													H
		4902	38.47	-35.53	74	52.5	33.47	11.37	58.87	100	0	P	V
		7356	40.22	-33.78	74	49.79	34.56	13.88	58.01	100	0	P	V
													V
Remark	1. No other spurious found. 2. All results are PASS against Peak and Average limit line.												



**Emission below 1GHz
2.4GHz WIFI 802.11n VHT40 (LF)**

WIFI Ant.	Note	Frequency	Level	Over Limit	Limit Line	Read Level	Antenna Factor	Cable Loss	Preamp Factor	Ant Pos	Table Pos	Peak Avg.	Pol.	
1+2		(MHz)	(dBµV/m)	(dB)	(dBµV/m)	(dBµV)	(dB/m)	(dB)	(dB)	(cm)	(deg)	(P/A)	(H/V)	
2.4GHz 802.11n VHT40 LF		148.8	38.37	-5.13	43.5	50.34	17.75	1.78	31.5	100	269		H	
		221.43	31.56	-14.44	46	44.44	16.48	2.07	31.43				H	
		296.22	34.26	-11.74	46	43.46	19.76	2.32	31.28				H	
		483.4	26.87	-19.13	46	31.06	23.82	3.04	31.05				H	
		783	31.91	-14.09	46	31.09	27.53	3.9	30.61				H	
		988.8	33.69	-20.31	54	29.95	30.28	3.98	30.52				H	
														H
														H
														H
														H
														H
														H
														H
														H
														H
														H
														H
														H
			78.06	34.17	-5.83	40	50.76	13.68	1.28	31.55	100	45		V
			99.93	32.82	-10.68	43.5	46.66	16.4	1.28	31.52				V
		219	29.63	-16.37	46	42.81	16.39	1.87	31.44				V	
		325.2	28.18	-17.82	46	36.52	20.5	2.41	31.25				V	
		696.9	29.32	-16.68	46	30.02	26.37	3.65	30.72				V	
		986	33.19	-20.81	54	29.46	30.27	3.98	30.52				V	
													V	
													V	
													V	
													V	
													V	
													V	
													V	
Remark	1. No other spurious found. 2. All results are PASS against limit line.													



Note symbol

*	Fundamental Frequency which can be ignored. However, the level of any unwanted emissions shall not exceed the level of the fundamental frequency.
!	Test result is over limit line.
P/A	Peak or Average
H/V	Horizontal or Vertical



A calculation example for radiated spurious emission is shown as below:

WIFI	Note	Frequency	Level	Over	Limit	Read	Antenna	Cable	Preamp	Ant	Table	Peak	Pol.
Ant.				Limit	Line	Level	Factor	Loss	Factor	Pos	Pos	Avg.	
1+2		(MHz)	(dBμV/m)	(dB)	(dBμV/m)	(dBμV)	(dB/m)	(dB)	(dB)	(cm)	(deg)	(P/A)	(H/V)
802.11b		2390	55.45	-18.55	74	54.51	32.22	4.58	35.86	103	308	P	H
CH 01													
2412MHz		2390	43.54	-10.46	54	42.6	32.22	4.58	35.86	103	308	A	H

- Level(dBμV/m) =
Antenna Factor(dB/m) + Cable Loss(dB) + Read Level(dBμV) - Preamp Factor(dB)
- Over Limit(dB) = Level(dBμV/m) – Limit Line(dBμV/m)

For Peak Limit @ 2390MHz:

- Level(dBμV/m)
= Antenna Factor(dB/m) + Cable Loss(dB) + Read Level(dBμV) - Preamp Factor(dB)
= 32.22(dB/m) + 4.58(dB) + 54.51(dBμV) – 35.86 (dB)
= 55.45 (dBμV/m)
- Over Limit(dB)
= Level(dBμV/m) – Limit Line(dBμV/m)
= 55.45(dBμV/m) – 74(dBμV/m)
= -18.55(dB)

For Average Limit @ 2390MHz:

- Level(dBμV/m)
= Antenna Factor(dB/m) + Cable Loss(dB) + Read Level(dBμV) - Preamp Factor(dB)
= 32.22(dB/m) + 4.58(dB) + 42.6(dBμV) – 35.86 (dB)
= 43.54 (dBμV/m)
- Over Limit(dB)
= Level(dBμV/m) – Limit Line(dBμV/m)
= 43.54(dBμV/m) – 54(dBμV/m)
= -10.46(dB)

Both peak and average measured complies with the limit line, so test result is “PASS”.



Appendix C. Radiated Spurious Emission Plots

Note symbol

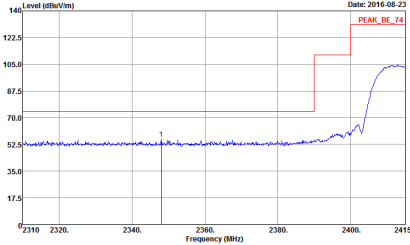
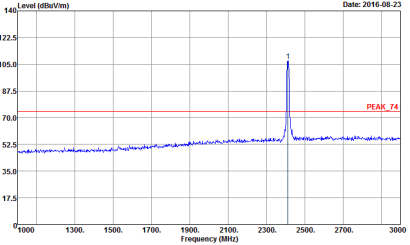
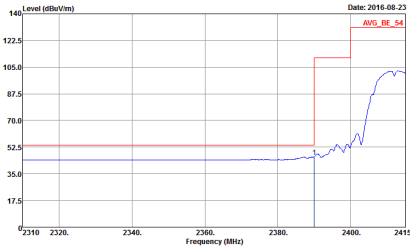
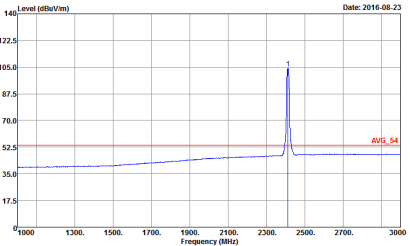
-L	Low channel location
-R	High channel location



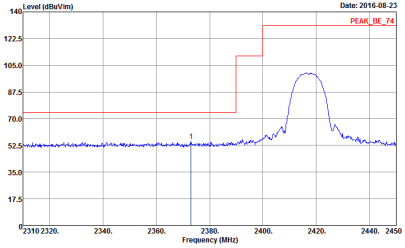
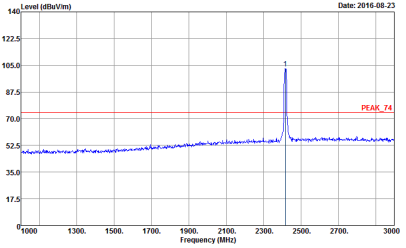
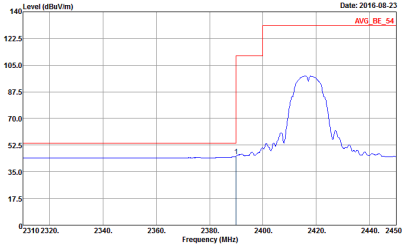
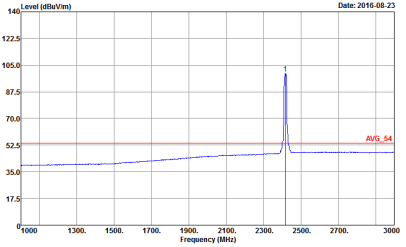
2.4GHz 2400~2483.5MHz
WIFI 802.11b (Band Edge @ 3m)

WIFI	2.4GHz 2400~2483.5MHz Band Edge @ 3m	
ANT	802.11b CH01 2412MHz	
1	Horizontal	Fundamental
Peak	<p>Site : 03CH074HY Condition : PEAK_BE_74 3m HF-ANT_130829 HORIZONTAL Detector : Peak Project : 672834 Mode : 7</p>	<p>Site : 03CH074HY Condition : PEAK_74 3m HF-ANT_130829 HORIZONTAL Detector : Peak Project : 672834 Mode : 7</p>
Avg.	<p>Site : 03CH074HY Condition : AVG_BE_54 3m HF-ANT_130829 HORIZONTAL Detector : Peak Project : 672834 Mode : 7</p>	<p>Site : 03CH074HY Condition : AVG_54 3m HF-ANT_130829 HORIZONTAL Detector : Peak Project : 672834 Mode : 7</p>

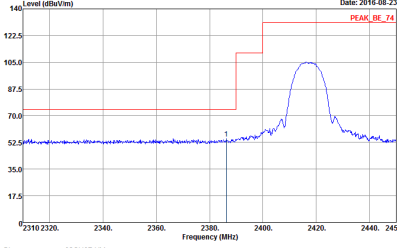
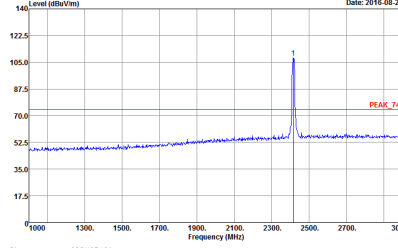
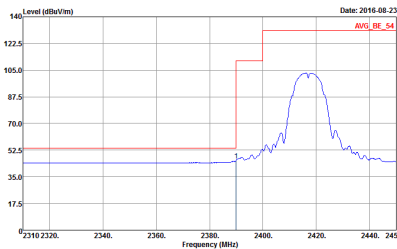
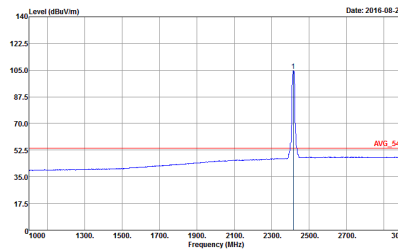


WIFI	2.4GHz 2400~2483.5MHz Band Edge @ 3m	
ANT	802.11b CH01 2412MHz	
1	Vertical	Fundamental
Peak	 <p>Site : 03CH07-HY Condition : PEAK_BE_74 3m HF-ANT_130829 VERTICAL RBW: 1000.000kHz VBW: 3000.000kHz SWT: Auto Detector : Peak Project : 672834 Mode : 7</p>	 <p>Site : 03CH07-HY Condition : PEAK_74 3m HF-ANT_130829 VERTICAL RBW: 1000.000kHz VBW: 3000.000kHz SWT: Auto Detector : Peak Project : 672834 Mode : 7</p>
Avg.	 <p>Site : 03CH07-HY Condition : AVG_BE_54 3m HF-ANT_130829 VERTICAL RBW: 1000.000kHz VBW: 0.010kHz SWT: Auto Detector : Peak Project : 672834 Mode : 7</p>	 <p>Site : 03CH07-HY Condition : AVG_54 3m HF-ANT_130829 VERTICAL RBW: 1000.000kHz VBW: 0.010kHz SWT: Auto Detector : Peak Project : 672834 Mode : 7</p>

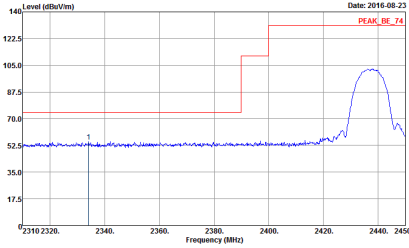
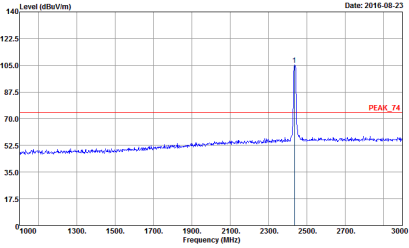
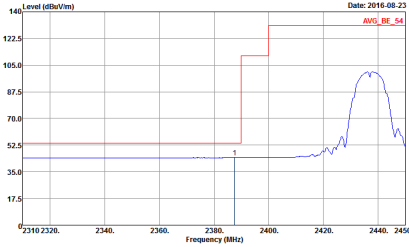
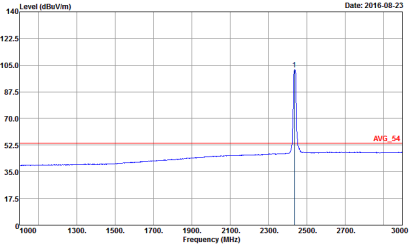


WIFI	2.4GHz 2400~2483.5MHz Band Edge @ 3m	
ANT	802.11b CH02 2417MHz	
1	Horizontal	Fundamental
Peak	 <p>Site : 03CH07-HY Condition : PEAK_BE_74 3m HF-ANT_130829 HORIZONTAL RBW:1000.000kHz VBW:3000.000kHz SWT:Auto Detector : Peak Project : 672834 Mode : 8</p>	 <p>Site : 03CH07-HY Condition : PEAK_74 3m HF-ANT_130829 HORIZONTAL RBW:1000.000kHz VBW:3000.000kHz SWT:Auto Detector : Peak Project : 672834 Mode : 8</p>
Avg.	 <p>Site : 03CH07-HY Condition : AVG_BE_54 3m HF-ANT_130829 HORIZONTAL RBW:1000.000kHz VBW:0.010kHz SWT:Auto Detector : Peak Project : 672834 Mode : 8</p>	 <p>Site : 03CH07-HY Condition : AVG_54 3m HF-ANT_130829 HORIZONTAL RBW:1000.000kHz VBW:0.010kHz SWT:Auto Detector : Peak Project : 672834 Mode : 8</p>



WIFI	2.4GHz 2400~2483.5MHz Band Edge @ 3m	
ANT	802.11b CH02 2417MHz	
1	<p style="text-align: center;">Vertical</p>  <p style="text-align: center;">Peak</p> <p>Site : 03CH07-HY Condition : PEAK_BE_74 3m HF-ANT_130829 VERTICAL RBW: 1000.000kHz VBW: 3000.000kHz SWT: Auto Detector : Peak Project : 672834 Mode : 8</p>	<p style="text-align: center;">Fundamental</p>  <p style="text-align: center;">Peak</p> <p>Site : 03CH07-HY Condition : PEAK_74 3m HF-ANT_130829 VERTICAL RBW: 1000.000kHz VBW: 3000.000kHz SWT: Auto Detector : Peak Project : 672834 Mode : 8</p>
Avg.	 <p style="text-align: center;">Avg.</p> <p>Site : 03CH07-HY Condition : AVG_BE_54 3m HF-ANT_130829 VERTICAL RBW: 1000.000kHz VBW: 0.010kHz SWT: Auto Detector : Peak Project : 672834 Mode : 8</p>	 <p style="text-align: center;">Avg.</p> <p>Site : 03CH07-HY Condition : AVG_54 3m HF-ANT_130829 VERTICAL RBW: 1000.000kHz VBW: 0.010kHz SWT: Auto Detector : Peak Project : 672834 Mode : 8</p>

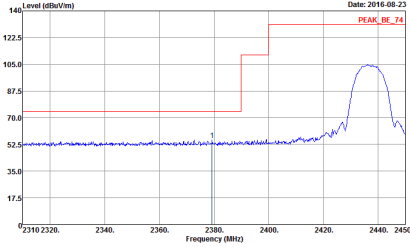
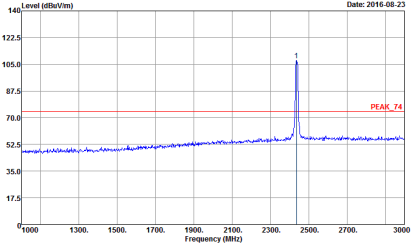
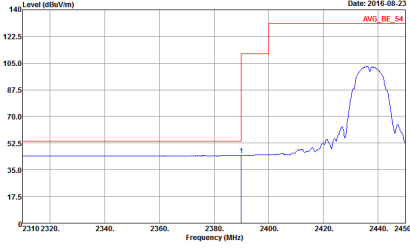
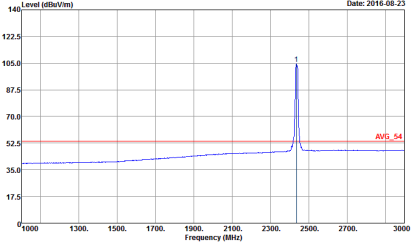


WIFI	2.4GHz 2400~2483.5MHz Band Edge @ 3m	
ANT	802.11b CH06 2437MHz - L	
1	Horizontal	Fundamental
Peak	 <p>Date: 2016-08-23 PEAK_BE_74</p> <p>Site : 03CH07-HY Condition : PEAK_BE_74 3m HF-ANT_130829 HORIZONTAL RBW: 1000.000kHz VBW: 3000.000kHz SWT: Auto Detector : Peak Project : 672834 Mode : 9</p>	 <p>Date: 2016-08-23 PEAK_74</p> <p>Site : 03CH07-HY Condition : PEAK_74 3m HF-ANT_130829 HORIZONTAL RBW: 1000.000kHz VBW: 3000.000kHz SWT: Auto Detector : Peak Project : 672834 Mode : 9</p>
Avg.	 <p>Date: 2016-08-23 AVG_BE_54</p> <p>Site : 03CH07-HY Condition : AVG_BE_54 3m HF-ANT_130829 HORIZONTAL RBW: 1000.000kHz VBW: 0.010kHz SWT: Auto Detector : Peak Project : 672834 Mode : 9</p>	 <p>Date: 2016-08-23 AVG_54</p> <p>Site : 03CH07-HY Condition : AVG_54 3m HF-ANT_130829 HORIZONTAL RBW: 1000.000kHz VBW: 0.010kHz SWT: Auto Detector : Peak Project : 672834 Mode : 9</p>

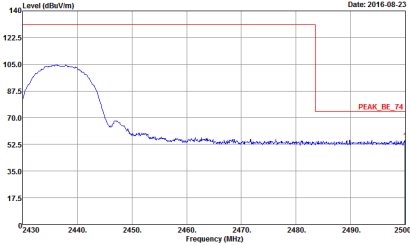
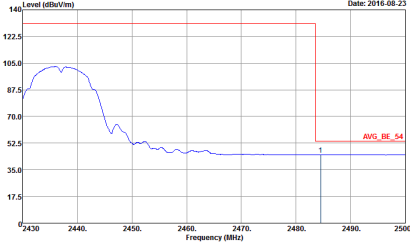


WIFI	2.4GHz 2400~2483.5MHz Band Edge @ 3m	
ANT	802.11b CH06 2437MHz - R	
1	Horizontal	Fundamental
Peak	<p>Site : 03CH07-HY Condition : PEAK_BE_74 3m HF-ANT_130829 HORIZONTAL RBW: 1000.000kHz VBW: 3000.000kHz SWT: Auto Detector : Peak Project : 672834 Mode : 9</p>	Left blank
Avg.	<p>Site : 03CH07-HY Condition : AVG_BE_54 3m HF-ANT_130829 HORIZONTAL RBW: 1000.000kHz VBW: 0.010kHz SWT: Auto Detector : Peak Project : 672834 Mode : 9</p>	Left blank



WIFI	2.4GHz 2400~2483.5MHz Band Edge @ 3m	
ANT	802.11b CH06 2437MHz - L	
1	<p style="text-align: center;">Vertical</p>  <p style="text-align: right;">Date: 2016-08-23 PEAK_BE_74</p> <p>Site : 03CH07-HY Condition : PEAK_BE_74 3m HF-ANT_130829 VERTICAL RBW: 1000.000kHz VBW: 3000.000kHz SWT: Auto Detector : Peak Project : 672834 Mode : 9</p>	<p style="text-align: center;">Fundamental</p>  <p style="text-align: right;">Date: 2016-08-23 PEAK_74</p> <p>Site : 03CH07-HY Condition : PEAK_74 3m HF-ANT_130829 VERTICAL RBW: 1000.000kHz VBW: 3000.000kHz SWT: Auto Detector : Peak Project : 672834 Mode : 9</p>
Avg.	 <p style="text-align: right;">Date: 2016-08-23 AVG_BE_54</p> <p>Site : 03CH07-HY Condition : AVG_BE_54 3m HF-ANT_130829 VERTICAL RBW: 1000.000kHz VBW: 0.010kHz SWT: Auto Detector : Peak Project : 672834 Mode : 9</p>	 <p style="text-align: right;">Date: 2016-08-23 AVG_54</p> <p>Site : 03CH07-HY Condition : AVG_54 3m HF-ANT_130829 VERTICAL RBW: 1000.000kHz VBW: 0.010kHz SWT: Auto Detector : Peak Project : 672834 Mode : 9</p>

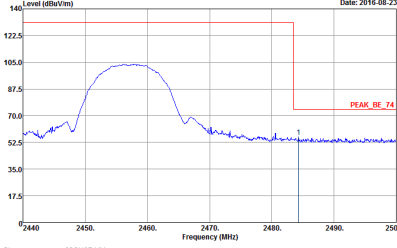
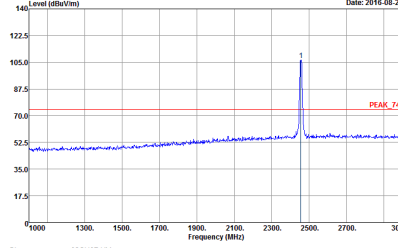
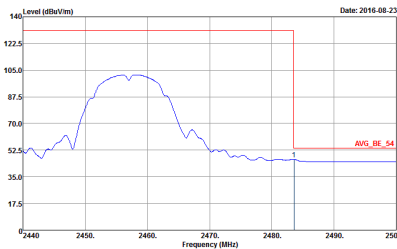
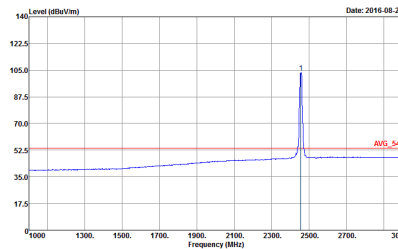


WIFI	2.4GHz 2400~2483.5MHz Band Edge @ 3m	
ANT	802.11b CH06 2437MHz - R	
<p>1</p> <p>Peak</p>	<p style="text-align: center;">Vertical</p>  <p style="font-size: small;"> Date: 2016.08.23 Site : 03CH07HY Condition : PEAK_BE_74 3m HF-ANT_130829 VERTICAL RBW: 1000.000kHz VBW: 3000.000kHz SWT: Auto Detector : Peak Project : 672834 Mode : 9 </p>	<p style="text-align: center;">Fundamental</p> <p style="text-align: center;">Left blank</p>
<p>Avg.</p>	 <p style="font-size: small;"> Date: 2016.08.23 Site : 03CH07HY Condition : AVG_BE_54 3m HF-ANT_130829 VERTICAL RBW: 1000.000kHz VBW: 0.010kHz SWT: Auto Detector : Peak Project : 672834 Mode : 9 </p>	<p style="text-align: center;">Left blank</p>

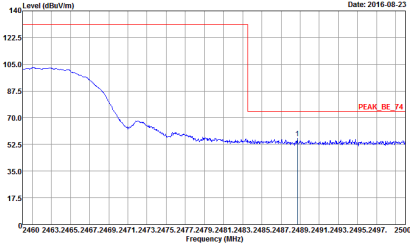
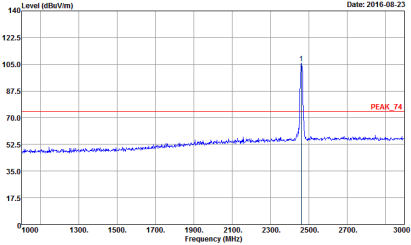
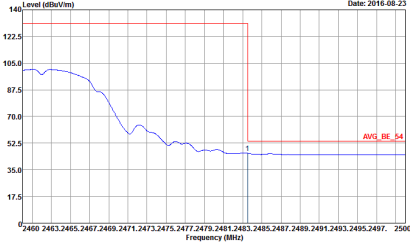
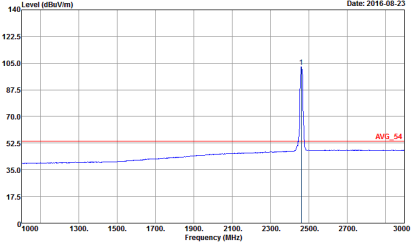


WIFI	2.4GHz 2400~2483.5MHz Band Edge @ 3m	
ANT	802.11b CH10 2457MHz	
1	Horizontal	Fundamental
Peak	<p>Site : 03CH07-HY Condition : PEAK_BE_74 3m HF-ANT_130829 HORIZONTAL RBW:1000.000kHz VBW:3000.000kHz SWT:Auto Detector : Peak Project : 672834 Mode : 10</p>	<p>Site : 03CH07-HY Condition : PEAK_74 3m HF-ANT_130829 HORIZONTAL RBW:1000.000kHz VBW:3000.000kHz SWT:Auto Detector : Peak Project : 672834 Mode : 10</p>
Avg.	<p>Site : 03CH07-HY Condition : AVG_BE_54 3m HF-ANT_130829 HORIZONTAL RBW:1000.000kHz VBW:0.010kHz SWT:Auto Detector : Peak Project : 672834 Mode : 10</p>	<p>Site : 03CH07-HY Condition : AVG_54 3m HF-ANT_130829 HORIZONTAL RBW:1000.000kHz VBW:0.010kHz SWT:Auto Detector : Peak Project : 672834 Mode : 10</p>

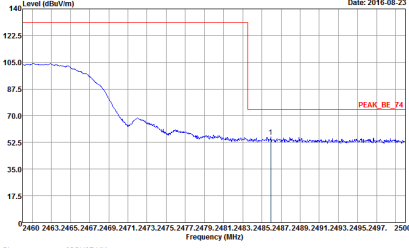
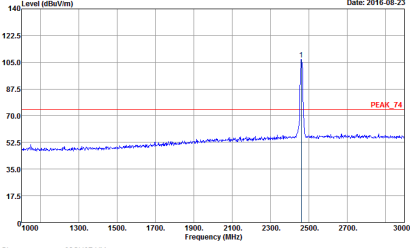
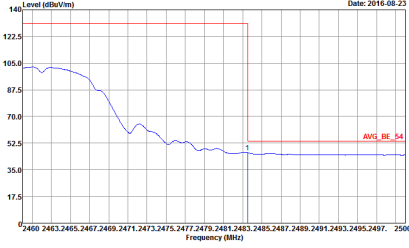
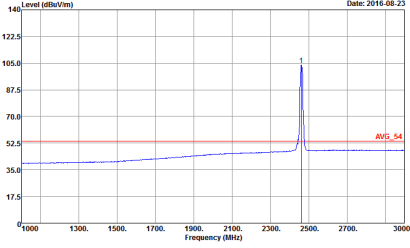


WIFI	2.4GHz 2400~2483.5MHz Band Edge @ 3m	
ANT	802.11b CH10 2457MHz	
1	<p style="text-align: center;">Vertical</p>  <p style="text-align: right;">Date: 2016-08-23</p> <p style="text-align: right;">PEAK_BE_74</p> <p>Site : 03CH07-HY Condition : PEAK_BE_74 3m HF-ANT_130829 VERTICAL RBW: 1000.000kHz VBW: 3000.000kHz SWT: Auto Detector : Peak Project : 672834 Mode : 10</p>	<p style="text-align: center;">Fundamental</p>  <p style="text-align: right;">Date: 2016-08-23</p> <p style="text-align: right;">PEAK_74</p> <p>Site : 03CH07-HY Condition : PEAK_74 3m HF-ANT_130829 VERTICAL RBW: 1000.000kHz VBW: 3000.000kHz SWT: Auto Detector : Peak Project : 672834 Mode : 10</p>
Peak	 <p style="text-align: right;">Date: 2016-08-23</p> <p style="text-align: right;">AVG_BE_54</p> <p>Site : 03CH07-HY Condition : AVG_BE_54 3m HF-ANT_130829 VERTICAL RBW: 1000.000kHz VBW: 0.010kHz SWT: Auto Detector : Peak Project : 672834 Mode : 10</p>	 <p style="text-align: right;">Date: 2016-08-23</p> <p style="text-align: right;">AVG_54</p> <p>Site : 03CH07-HY Condition : AVG_54 3m HF-ANT_130829 VERTICAL RBW: 1000.000kHz VBW: 0.010kHz SWT: Auto Detector : Peak Project : 672834 Mode : 10</p>
Avg.		



WIFI	2.4GHz 2400~2483.5MHz Band Edge @ 3m	
ANT	802.11b CH11 2462MHz	
<p style="text-align: center;">1</p>	<p style="text-align: center;">Horizontal</p>  <p style="font-size: small;">Date: 2016-08-23</p> <p style="font-size: x-small;">Site : 03CH07-HY Condition : PEAK_BE_74 3m HF-ANT_130829 HORIZONTAL RBW: 1000.000kHz VBW: 3000.000kHz SWT: Auto Detector : Peak Project : 672834 Mode : 11</p>	<p style="text-align: center;">Fundamental</p>  <p style="font-size: small;">Date: 2016-08-23</p> <p style="font-size: x-small;">Site : 03CH07-HY Condition : PEAK_74 3m HF-ANT_130829 HORIZONTAL RBW: 1000.000kHz VBW: 3000.000kHz SWT: Auto Detector : Peak Project : 672834 Mode : 11</p>
<p style="text-align: center;">Peak</p>	 <p style="font-size: small;">Date: 2016-08-23</p> <p style="font-size: x-small;">Site : 03CH07-HY Condition : AVG_BE_54 3m HF-ANT_130829 HORIZONTAL RBW: 1000.000kHz VBW: 0.010kHz SWT: Auto Detector : Peak Project : 672834 Mode : 11</p>	 <p style="font-size: small;">Date: 2016-08-23</p> <p style="font-size: x-small;">Site : 03CH07-HY Condition : AVG_54 3m HF-ANT_130829 HORIZONTAL RBW: 1000.000kHz VBW: 0.010kHz SWT: Auto Detector : Peak Project : 672834 Mode : 11</p>
<p style="text-align: center;">Avg.</p>		



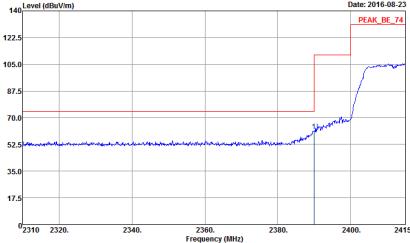
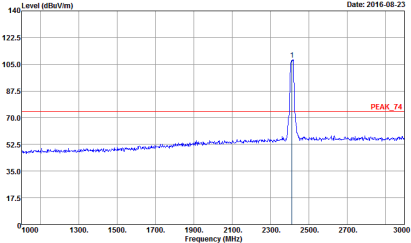
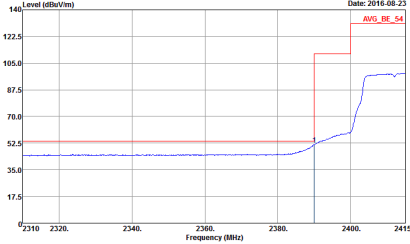
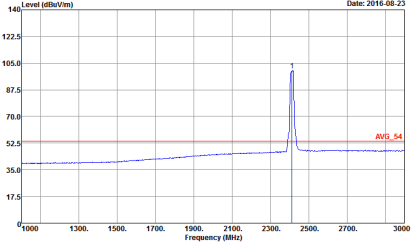
WIFI	2.4GHz 2400~2483.5MHz Band Edge @ 3m	
ANT	802.11b CH11 2462MHz	
1	<p style="text-align: center;">Vertical</p>  <p style="text-align: right;">Date: 2016-08-23</p> <p style="text-align: right;">PEAK_BE_74</p> <p>Site : 03CH07-HY Condition : PEAK_BE_74 3m HF-ANT_130829 VERTICAL RBW: 1000.000kHz VBW: 3000.000kHz SWT: Auto Detector : Peak Project : 672834 Mode : 11</p>	<p style="text-align: center;">Fundamental</p>  <p style="text-align: right;">Date: 2016-08-23</p> <p style="text-align: right;">PEAK_74</p> <p>Site : 03CH07-HY Condition : PEAK_74 3m HF-ANT_130829 VERTICAL RBW: 1000.000kHz VBW: 3000.000kHz SWT: Auto Detector : Peak Project : 672834 Mode : 11</p>
Peak	 <p style="text-align: right;">Date: 2016-08-23</p> <p style="text-align: right;">AVG_BE_54</p> <p>Site : 03CH07-HY Condition : AVG_BE_54 3m HF-ANT_130829 VERTICAL RBW: 1000.000kHz VBW: 0.010kHz SWT: Auto Detector : Peak Project : 672834 Mode : 11</p>	 <p style="text-align: right;">Date: 2016-08-23</p> <p style="text-align: right;">AVG_54</p> <p>Site : 03CH07-HY Condition : AVG_54 3m HF-ANT_130829 VERTICAL RBW: 1000.000kHz VBW: 0.010kHz SWT: Auto Detector : Peak Project : 672834 Mode : 11</p>
Avg.		



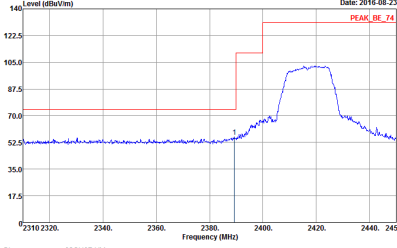
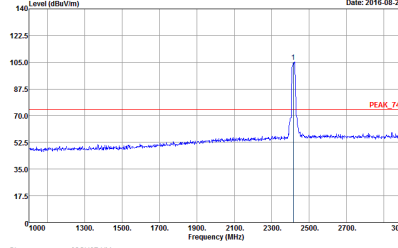
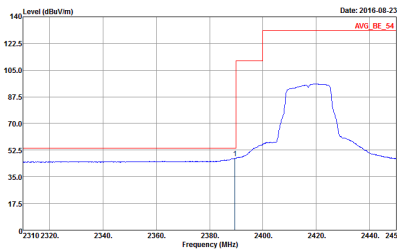
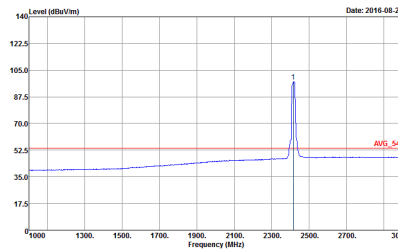
2.4GHz 2400~2483.5MHz
WIFI 802.11g (Band Edge @ 3m)

WIFI	2.4GHz 2400~2483.5MHz Band Edge @ 3m	
ANT	802.11g CH01 2412MHz	
1	Horizontal	Fundamental
Peak	<p>Site : 03CH074HY Condition : PEAK_BE_74 3m HF-ANT_130829 HORIZONTAL Detector : Peak Project : 672834 Mode : 12</p>	<p>Site : 03CH074HY Condition : PEAK_74 3m HF-ANT_130829 HORIZONTAL Detector : Peak Project : 672834 Mode : 12</p>
Avg.	<p>Site : 03CH074HY Condition : AVG_BE_54 3m HF-ANT_130829 HORIZONTAL Detector : Peak Project : 672834 Mode : 12</p>	<p>Site : 03CH074HY Condition : AVG_54 3m HF-ANT_130829 HORIZONTAL Detector : Peak Project : 672834 Mode : 12</p>

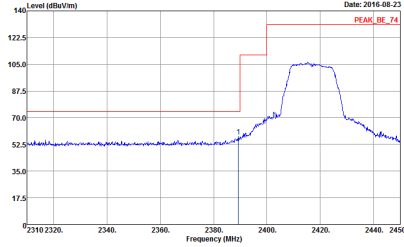
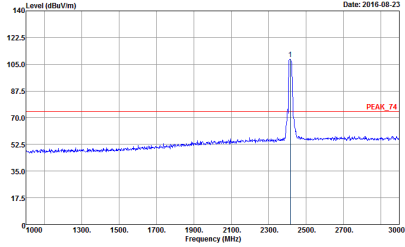
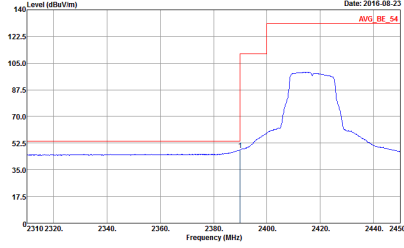
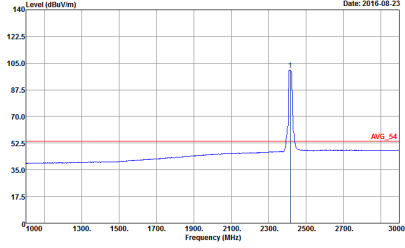


WIFI	2.4GHz 2400~2483.5MHz Band Edge @ 3m	
ANT	802.11g CH01 2412MHz	
1	<p style="text-align: center;">Vertical</p>  <p style="text-align: center;">Peak</p> <p>Site : 03CH07-HY Condition : PEAK_BE_74 3m HF-ANT_130829 VERTICAL RBW: 1000.000kHz VBW: 3000.000kHz SWT: Auto Detector : Peak Project : 672834 Mode : 12</p>	<p style="text-align: center;">Fundamental</p>  <p>Site : 03CH07-HY Condition : PEAK_74 3m HF-ANT_130829 VERTICAL RBW: 1000.000kHz VBW: 3000.000kHz SWT: Auto Detector : Peak Project : 672834 Mode : 12</p>
Avg.	 <p>Site : 03CH07-HY Condition : AVG_BE_54 3m HF-ANT_130829 VERTICAL RBW: 1000.000kHz VBW: 1.000kHz SWT: Auto Detector : Peak Project : 672834 Mode : 12</p>	 <p>Site : 03CH07-HY Condition : AVG_54 3m HF-ANT_130829 VERTICAL RBW: 1000.000kHz VBW: 1.000kHz SWT: Auto Detector : Peak Project : 672834 Mode : 12</p>

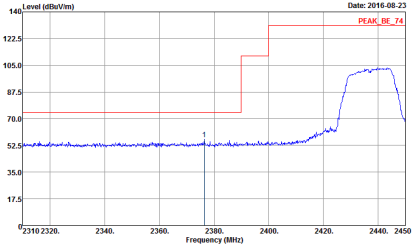
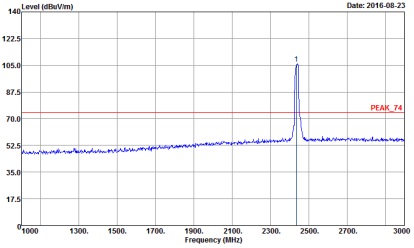
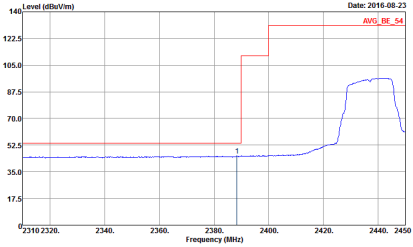
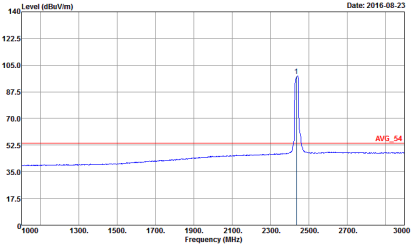


WIFI	2.4GHz 2400~2483.5MHz Band Edge @ 3m	
ANT	802.11g CH02 2417MHz	
<p style="text-align: center;">1</p>	<p style="text-align: center;">Horizontal</p>  <p style="text-align: center;">Peak</p> <p>Site : 03CH07-HY Condition : PEAK_BE_74 3m HF-ANT_130829 HORIZONTAL RBW:1000.000kHz VBW:3000.000kHz SWT:Auto Detector : Peak Project : 672834 Mode : 13</p>	<p style="text-align: center;">Fundamental</p>  <p style="text-align: center;">Peak</p> <p>Site : 03CH07-HY Condition : PEAK_74 3m HF-ANT_130829 HORIZONTAL RBW:1000.000kHz VBW:3000.000kHz SWT:Auto Detector : Peak Project : 672834 Mode : 13</p>
<p style="text-align: center;">Avg.</p>	 <p style="text-align: center;">Avg.</p> <p>Site : 03CH07-HY Condition : AVG_BE_54 3m HF-ANT_130829 HORIZONTAL RBW:1000.000kHz VBW:1.000kHz SWT:Auto Detector : Peak Project : 672834 Mode : 13</p>	 <p style="text-align: center;">Avg.</p> <p>Site : 03CH07-HY Condition : AVG_54 3m HF-ANT_130829 HORIZONTAL RBW:1000.000kHz VBW:1.000kHz SWT:Auto Detector : Peak Project : 672834 Mode : 13</p>

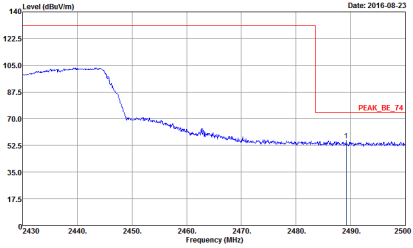
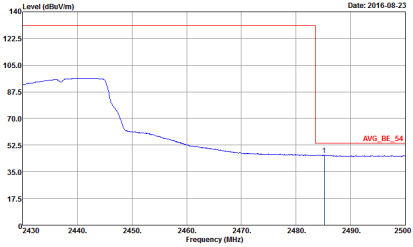


WIFI	2.4GHz 2400~2483.5MHz Band Edge @ 3m	
ANT	802.11g CH02 2417MHz	
<p style="text-align: center;">1</p>	<p style="text-align: center;">Vertical</p>  <p style="text-align: center;">Peak</p> <p>Site : 03CH07-HY Condition : PEAK_BE_74 3m HF-ANT_130829 VERTICAL RBW: 1000.000kHz VBW: 3000.000kHz SWT: Auto Detector : Peak Project : 672834 Mode : 13</p>	<p style="text-align: center;">Fundamental</p>  <p style="text-align: center;">Peak</p> <p>Site : 03CH07-HY Condition : PEAK_74 3m HF-ANT_130829 VERTICAL RBW: 1000.000kHz VBW: 3000.000kHz SWT: Auto Detector : Peak Project : 672834 Mode : 13</p>
<p style="text-align: center;">Avg.</p>	 <p style="text-align: center;">Avg.</p> <p>Site : 03CH07-HY Condition : AVG_BE_54 3m HF-ANT_130829 VERTICAL RBW: 1000.000kHz VBW: 1.000kHz SWT: Auto Detector : Peak Project : 672834 Mode : 13</p>	 <p style="text-align: center;">Avg.</p> <p>Site : 03CH07-HY Condition : AVG_54 3m HF-ANT_130829 VERTICAL RBW: 1000.000kHz VBW: 1.000kHz SWT: Auto Detector : Peak Project : 672834 Mode : 13</p>

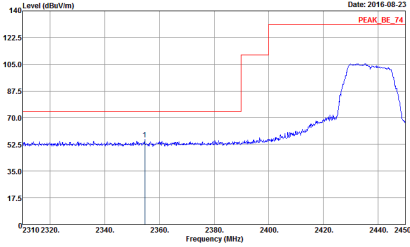
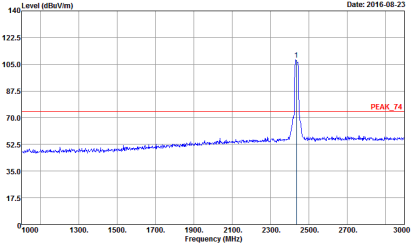
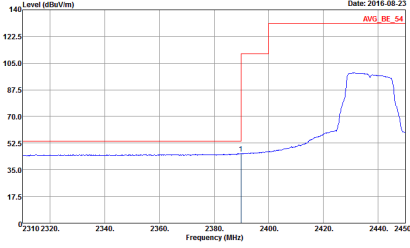
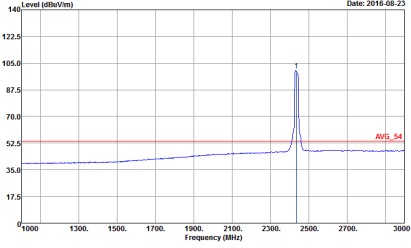


WIFI	2.4GHz 2400~2483.5MHz Band Edge @ 3m	
ANT	802.11g CH06 2437MHz - L	
1	Horizontal	Fundamental
Peak	 <p>Date: 2016-08-23 PEAK_BE_74</p> <p>Site : 03CH07-HY Condition : PEAK_BE_74 3m HF-ANT_130829 HORIZONTAL RBW: 1000.000kHz VBW: 3000.000kHz SWT: Auto Detector : Peak Project : 672834 Mode : 14</p>	 <p>Date: 2016-08-23 PEAK_74</p> <p>Site : 03CH07-HY Condition : PEAK_74 3m HF-ANT_130829 HORIZONTAL RBW: 1000.000kHz VBW: 3000.000kHz SWT: Auto Detector : Peak Project : 672834 Mode : 14</p>
Avg.	 <p>Date: 2016-08-23 AVG_BE_54</p> <p>Site : 03CH07-HY Condition : AVG_BE_54 3m HF-ANT_130829 HORIZONTAL RBW: 1000.000kHz VBW: 1.000kHz SWT: Auto Detector : Peak Project : 672834 Mode : 14</p>	 <p>Date: 2016-08-23 AVG_54</p> <p>Site : 03CH07-HY Condition : AVG_54 3m HF-ANT_130829 HORIZONTAL RBW: 1000.000kHz VBW: 1.000kHz SWT: Auto Detector : Peak Project : 672834 Mode : 14</p>



WIFI	2.4GHz 2400~2483.5MHz Band Edge @ 3m	
ANT	802.11g CH06 2437MHz - R	
1	Horizontal	Fundamental
Peak	 <p> Site : 03CH07-HY Condition : PEAK_BE_74 3m HF-ANT_130829 HORIZONTAL RBW: 1000.000kHz VBW: 3000.000kHz SWT: Auto Detector : Peak Project : 672834 Mode : 14 </p>	Left blank
Avg.	 <p> Site : 03CH07-HY Condition : AVG_BE_54 3m HF-ANT_130829 HORIZONTAL RBW: 1000.000kHz VBW: 1.000kHz SWT: Auto Detector : Peak Project : 672834 Mode : 14 </p>	Left blank



WIFI	2.4GHz 2400~2483.5MHz Band Edge @ 3m	
ANT	802.11g CH06 2437MHz - L	
<p style="text-align: center;">1</p>	<p style="text-align: center;">Vertical</p>  <p style="text-align: center;">Peak</p> <p>Site : 03CH07-HY Condition : PEAK_BE_74 3m HF-ANT_130829 VERTICAL RBW: 1000.000kHz VBW: 3000.000kHz SWT: Auto Detector : Peak Project : 672834 Mode : 14</p>	<p style="text-align: center;">Fundamental</p>  <p style="text-align: center;">Peak</p> <p>Site : 03CH07-HY Condition : PEAK_74 3m HF-ANT_130829 VERTICAL RBW: 1000.000kHz VBW: 3000.000kHz SWT: Auto Detector : Peak Project : 672834 Mode : 14</p>
<p style="text-align: center;">Avg.</p>	 <p style="text-align: center;">Avg.</p> <p>Site : 03CH07-HY Condition : AVG_BE_54 3m HF-ANT_130829 VERTICAL RBW: 1000.000kHz VBW: 1.000kHz SWT: Auto Detector : Peak Project : 672834 Mode : 14</p>	 <p style="text-align: center;">Avg.</p> <p>Site : 03CH07-HY Condition : AVG_54 3m HF-ANT_130829 VERTICAL RBW: 1000.000kHz VBW: 1.000kHz SWT: Auto Detector : Peak Project : 672834 Mode : 14</p>

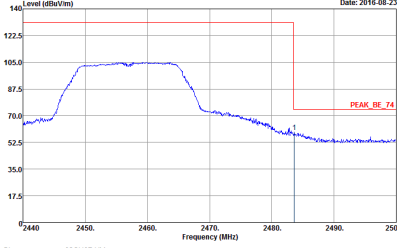
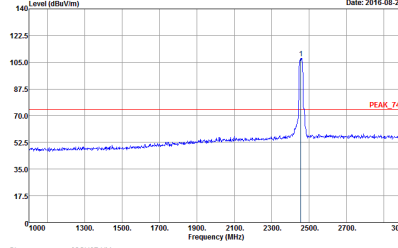
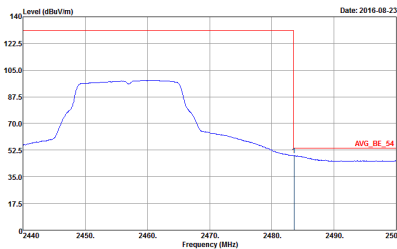
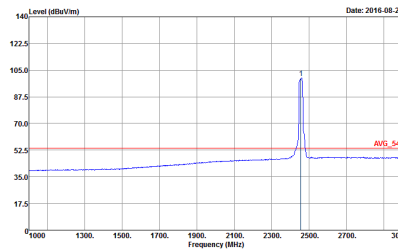


WIFI	2.4GHz 2400~2483.5MHz Band Edge @ 3m	
ANT	802.11g CH06 2437MHz - R	
1	Vertical	Fundamental
Peak	<p>Site : 03CH07HY Condition : PEAK_BE_74 3m HF-ANT_130829 VERTICAL RBW: 1000.000kHz VBW: 3000.000kHz SWT: Auto Detector : Peak Project : 672834 Mode : 14</p>	Left Blank
Avg.	<p>Site : 03CH07HY Condition : AVG_BE_54 3m HF-ANT_130829 VERTICAL RBW: 1000.000kHz VBW: 1.000kHz SWT: Auto Detector : Peak Project : 672834 Mode : 14</p>	Left Blank

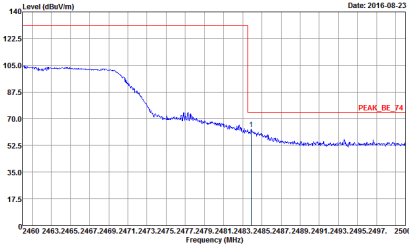
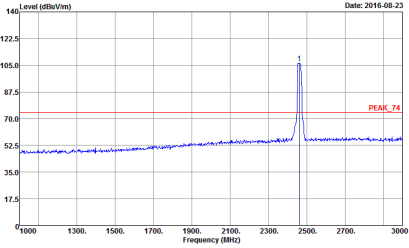
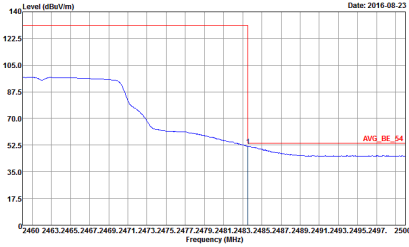
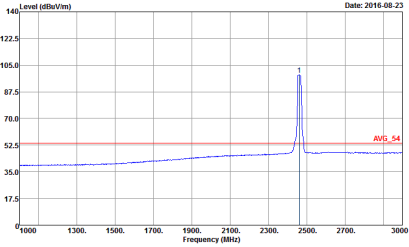


WIFI	2.4GHz 2400~2483.5MHz Band Edge @ 3m	
ANT	802.11g CH10 2457MHz	
1	<p style="text-align: center;">Horizontal</p> <p style="text-align: right;">Date: 2016-08-23</p> <p style="text-align: right;">PEAK_BE_74</p> <p>Site : 03CH07-HY Condition : PEAK_BE_74 3m HF-ANT_130829 HORIZONTAL RBW: 1000.000kHz VBW: 3000.000kHz SWT: Auto Detector : Peak Project : 672834 Mode : 15</p>	<p style="text-align: center;">Fundamental</p> <p style="text-align: right;">Date: 2016-08-23</p> <p style="text-align: right;">PEAK_74</p> <p>Site : 03CH07-HY Condition : PEAK_74 3m HF-ANT_130829 HORIZONTAL RBW: 1000.000kHz VBW: 3000.000kHz SWT: Auto Detector : Peak Project : 672834 Mode : 15</p>
Avg.	<p style="text-align: right;">Date: 2016-08-23</p> <p style="text-align: right;">AVG_BE_54</p> <p>Site : 03CH07-HY Condition : AVG_BE_54 3m HF-ANT_130829 HORIZONTAL RBW: 1000.000kHz VBW: 1.000kHz SWT: Auto Detector : Peak Project : 672834 Mode : 15</p>	<p style="text-align: right;">Date: 2016-08-23</p> <p style="text-align: right;">AVG_54</p> <p>Site : 03CH07-HY Condition : AVG_54 3m HF-ANT_130829 HORIZONTAL RBW: 1000.000kHz VBW: 1.000kHz SWT: Auto Detector : Peak Project : 672834 Mode : 15</p>

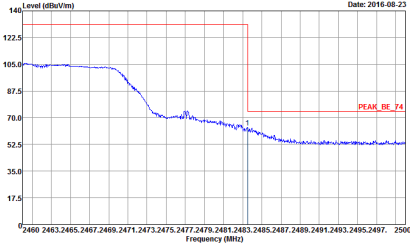
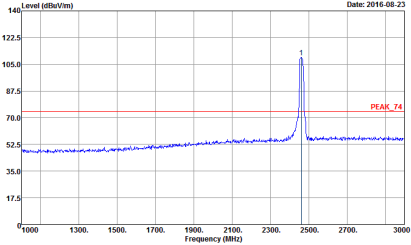
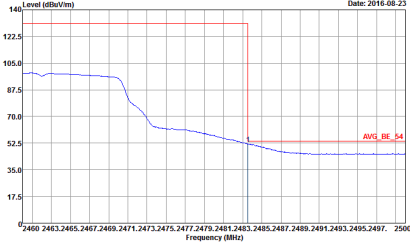
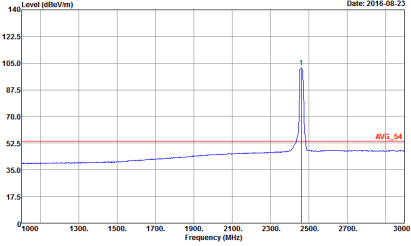


WIFI	2.4GHz 2400~2483.5MHz Band Edge @ 3m	
ANT	802.11g CH10 2457MHz	
1	<p style="text-align: center;">Vertical</p>  <p style="text-align: center;">Peak</p> <p>Site : 03CH07-HY Condition : PEAK_BE_74 3m HF-ANT_130829 VERTICAL RBW: 1000.000kHz VBW: 3000.000kHz SWT: Auto Detector : Peak Project : 672834 Mode : 15</p>	<p style="text-align: center;">Fundamental</p>  <p style="text-align: center;">Peak</p> <p>Site : 03CH07-HY Condition : PEAK_74 3m HF-ANT_130829 VERTICAL RBW: 1000.000kHz VBW: 3000.000kHz SWT: Auto Detector : Peak Project : 672834 Mode : 15</p>
Avg.	 <p style="text-align: center;">Avg.</p> <p>Site : 03CH07-HY Condition : AVG_BE_54 3m HF-ANT_130829 VERTICAL RBW: 1000.000kHz VBW: 1.000kHz SWT: Auto Detector : Peak Project : 672834 Mode : 15</p>	 <p style="text-align: center;">Avg.</p> <p>Site : 03CH07-HY Condition : AVG_54 3m HF-ANT_130829 VERTICAL RBW: 1000.000kHz VBW: 1.000kHz SWT: Auto Detector : Peak Project : 672834 Mode : 15</p>



WIFI	2.4GHz 2400~2483.5MHz Band Edge @ 3m	
ANT	802.11g CH11 2462MHz	
1	Horizontal	Fundamental
Peak	 <p>Date: 2016-08-23</p> <p>Site : 03CH07-HY Condition : PEAK_BE_74 3m HF-ANT_130829 HORIZONTAL RBW: 1000.000kHz VBW: 3000.000kHz SWT: Auto Detector : Peak Project : 672834 Mode : 16</p>	 <p>Date: 2016-08-23</p> <p>Site : 03CH07-HY Condition : PEAK_74 3m HF-ANT_130829 HORIZONTAL RBW: 1000.000kHz VBW: 3000.000kHz SWT: Auto Detector : Peak Project : 672834 Mode : 16</p>
Avg.	 <p>Date: 2016-08-23</p> <p>Site : 03CH07-HY Condition : AVG_BE_54 3m HF-ANT_130829 HORIZONTAL RBW: 1000.000kHz VBW: 1.000kHz SWT: Auto Detector : Peak Project : 672834 Mode : 16</p>	 <p>Date: 2016-08-23</p> <p>Site : 03CH07-HY Condition : AVG_54 3m HF-ANT_130829 HORIZONTAL RBW: 1000.000kHz VBW: 1.000kHz SWT: Auto Detector : Peak Project : 672834 Mode : 16</p>



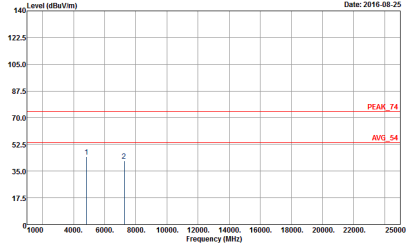
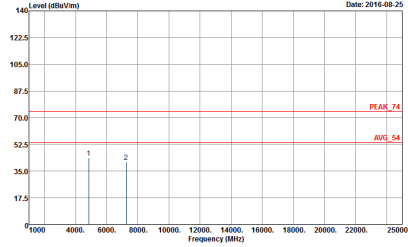
WIFI	2.4GHz 2400~2483.5MHz Band Edge @ 3m	
ANT	802.11g CH11 2462MHz	
1	<p style="text-align: center;">Vertical</p>  <p style="text-align: right;">Date: 2016-08-23</p> <p style="text-align: right;">PEAK_BE_74</p> <p>Site : 03CH07-HY Condition : PEAK_BE_74 3m HF-ANT_130829 VERTICAL RBW: 1000.000kHz VBW: 3000.000kHz SWT: Auto Detector : Peak Project : 672834 Mode : 16</p>	<p style="text-align: center;">Fundamental</p>  <p style="text-align: right;">Date: 2016-08-23</p> <p style="text-align: right;">PEAK_74</p> <p>Site : 03CH07-HY Condition : PEAK_74 3m HF-ANT_130829 VERTICAL RBW: 1000.000kHz VBW: 3000.000kHz SWT: Auto Detector : Peak Project : 672834 Mode : 16</p>
Peak	 <p style="text-align: right;">Date: 2016-08-23</p> <p style="text-align: right;">AVG_BE_54</p> <p>Site : 03CH07-HY Condition : AVG_BE_54 3m HF-ANT_130829 VERTICAL RBW: 1000.000kHz VBW: 1.000kHz SWT: Auto Detector : Peak Project : 672834 Mode : 16</p>	 <p style="text-align: right;">Date: 2016-08-23</p> <p style="text-align: right;">AVG_54</p> <p>Site : 03CH07-HY Condition : AVG_54 3m HF-ANT_130829 VERTICAL RBW: 1000.000kHz VBW: 1.000kHz SWT: Auto Detector : Peak Project : 672834 Mode : 16</p>
Avg.		



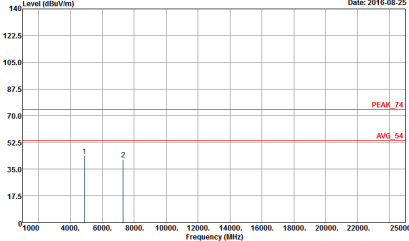
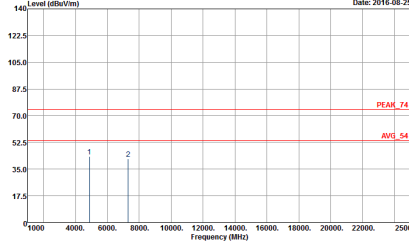
**2.4GHz 2400~2483.5MHz
WIFI 802.11b (Harmonic @ 3m)**

WIFI	2.4GHz 2400~2483.5MHz Harmonic @ 3m	
ANT	802.11b CH01 2412MHz	
1	Horizontal	Vertical
Peak Avg.	<p>Site : 03CH07.HY Condition : PEAK_74 3m SHF-EHF_131029 HORIZONTAL Detector : Peak Project : 672834 Mode : 7</p>	<p>Site : 03CH07.HY Condition : PEAK_74 3m SHF-EHF_131029 VERTICAL Detector : Peak Project : 672834 Mode : 7</p>

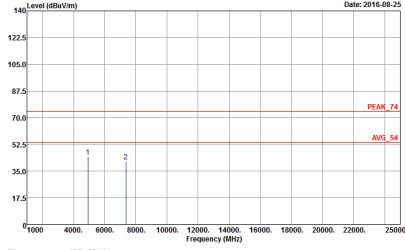
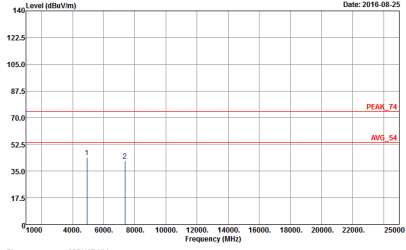


WIFI	2.4GHz 2400~2483.5MHz Harmonic @ 3m	
ANT	802.11b CH02 2417MHz	
1	Horizontal	Vertical
Peak Avg.	 <p>Site : 03CH07-HY Condition : PEAK_74 3m SHF-EHF_131029 HORIZONTAL Detector : Peak Project : 672834 Mode : 8</p>	 <p>Site : 03CH07-HY Condition : PEAK_74 3m SHF-EHF_131029 VERTICAL Detector : Peak Project : 672834 Mode : 8</p>



WIFI	2.4GHz 2400~2483.5MHz Harmonic @ 3m	
ANT	802.11b CH06 2437MHz	
1	Horizontal	Vertical
<p>Peak Avg.</p>	 <p>Site : 03CH07-HY Condition : PEAK_74 3m SHF-EHF_131029 HORIZONTAL Detector : Peak Project : 672834 Mode : 9</p>	 <p>Site : 03CH07-HY Condition : PEAK_74 3m SHF-EHF_131029 VERTICAL Detector : Peak Project : 672834 Mode : 9</p>



WIFI	2.4GHz 2400~2483.5MHz Harmonic @ 3m	
ANT	802.11b CH10 2457MHz	
1	Horizontal	Vertical
Peak Avg.	 <p>Site : 03CH07-HY Condition : PEAK_74 3m SHF-EHF_131029 HORIZONTAL Detector : Peak Project : 672834 Mode : 10</p>	 <p>Site : 03CH07-HY Condition : PEAK_74 3m SHF-EHF_131029 VERTICAL Detector : Peak Project : 672834 Mode : 10</p>



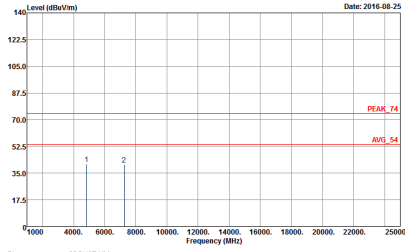
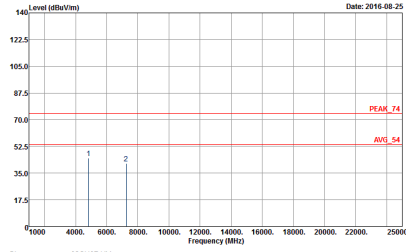
WIFI	2.4GHz 2400~2483.5MHz Harmonic @ 3m	
ANT	802.11b CH11 2462MHz	
1	Horizontal	Vertical
Peak Avg.	<p>Site : 03CH07-HY Condition : PEAK_74 3m SHF-EHF_131029 HORIZONTAL Detector : Peak Project : 672834 Mode : 11</p>	<p>Site : 03CH07-HY Condition : PEAK_74 3m SHF-EHF_131029 VERTICAL Detector : Peak Project : 672834 Mode : 11</p>



2.4GHz 2400~2483.5MHz
 WIFI 802.11g (Harmonic @ 3m)

WIFI	2.4GHz 2400~2483.5MHz Harmonic @ 3m	
ANT	802.11g CH01 2412MHz	
1	Horizontal	Vertical
<p>Peak Avg.</p>	<p>Site : 03CH07.HY Condition : PEAK_74 3m SHF-EHF_131029 HORIZONTAL Detector : Peak Project : 672834 Mode : 12</p>	<p>Site : 03CH07.HY Condition : PEAK_74 3m SHF-EHF_131029 VERTICAL Detector : Peak Project : 672834 Mode : 12</p>

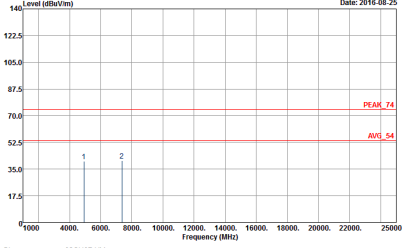
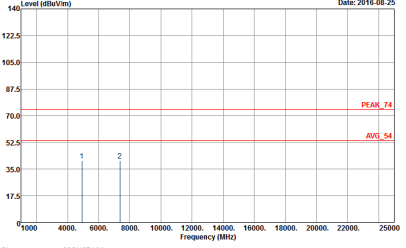


WIFI	2.4GHz 2400~2483.5MHz Harmonic @ 3m																					
ANT	802.11g CH02 2417MHz																					
1	Horizontal	Vertical																				
<p>Peak</p> <p>Avg.</p>	 <table border="1" data-bbox="347 683 582 734"> <tr><td>Site</td><td>: 03CH07-HY</td></tr> <tr><td>Condition</td><td>: PEAK_74 3m SHF-EHF_131029 HORIZONTAL</td></tr> <tr><td>Detector</td><td>: Peak</td></tr> <tr><td>Project</td><td>: 672834</td></tr> <tr><td>Mode</td><td>: 13</td></tr> </table>	Site	: 03CH07-HY	Condition	: PEAK_74 3m SHF-EHF_131029 HORIZONTAL	Detector	: Peak	Project	: 672834	Mode	: 13	 <table border="1" data-bbox="941 683 1176 734"> <tr><td>Site</td><td>: 03CH07-HY</td></tr> <tr><td>Condition</td><td>: PEAK_74 3m SHF-EHF_131029 VERTICAL</td></tr> <tr><td>Detector</td><td>: Peak</td></tr> <tr><td>Project</td><td>: 672834</td></tr> <tr><td>Mode</td><td>: 13</td></tr> </table>	Site	: 03CH07-HY	Condition	: PEAK_74 3m SHF-EHF_131029 VERTICAL	Detector	: Peak	Project	: 672834	Mode	: 13
Site	: 03CH07-HY																					
Condition	: PEAK_74 3m SHF-EHF_131029 HORIZONTAL																					
Detector	: Peak																					
Project	: 672834																					
Mode	: 13																					
Site	: 03CH07-HY																					
Condition	: PEAK_74 3m SHF-EHF_131029 VERTICAL																					
Detector	: Peak																					
Project	: 672834																					
Mode	: 13																					

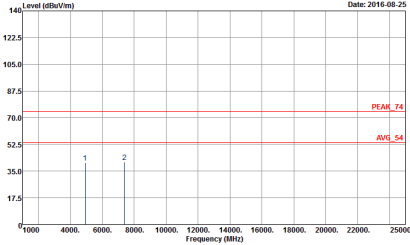
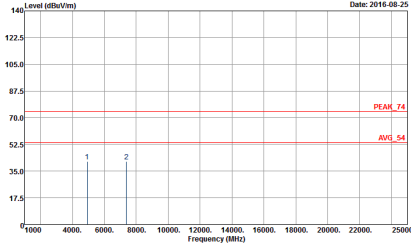


WIFI	2.4GHz 2400~2483.5MHz Harmonic @ 3m	
ANT	802.11g CH06 2437MHz	
1	Horizontal	Vertical
Peak Avg.	<p>Site : 03CH07-HY Condition : PEAK_74 3m SHF-EHF_131029 HORIZONTAL Detector : Peak Project : 672834 Mode : 14</p>	<p>Site : 03CH07-HY Condition : PEAK_74 3m SHF-EHF_131029 VERTICAL Detector : Peak Project : 672834 Mode : 14</p>



WIFI	2.4GHz 2400~2483.5MHz Harmonic @ 3m	
ANT	802.11g CH10 2457MHz	
1	Horizontal	Vertical
Peak Avg.	 <p>Site : 03CH07-HY Condition : PEAK_74 3m SHF-EHF_131029 HORIZONTAL Detector : Peak Project : 672834 Mode : 15</p>	 <p>Site : 03CH07-HY Condition : PEAK_74 3m SHF-EHF_131029 VERTICAL Detector : Peak Project : 672834 Mode : 15</p>



WIFI	2.4GHz 2400~2483.5MHz Harmonic @ 3m	
ANT	802.11g CH11 2462MHz	
1	Horizontal	Vertical
Peak Avg.	 <p>Site : 03CH07-HY Condition : PEAK_74 3m SHF-EHF_131029 HORIZONTAL Detector : Peak Project : 672834 Mode : 16</p>	 <p>Site : 03CH07-HY Condition : PEAK_74 3m SHF-EHF_131029 VERTICAL Detector : Peak Project : 672834 Mode : 16</p>



Emission below 1GHz
2.4GHz WIFI 802.11g (LF)

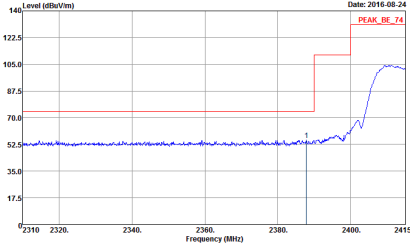
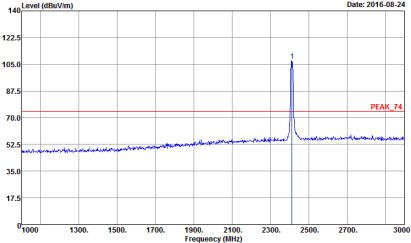
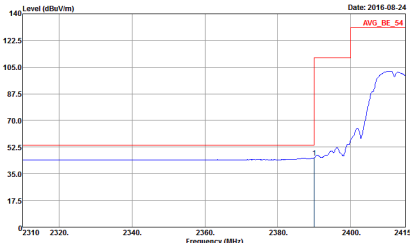
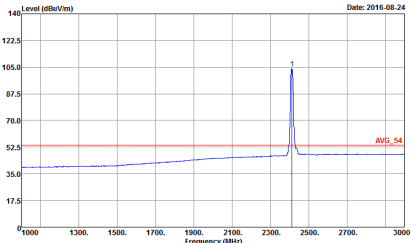
Table with 2 columns: WIFI (2.4GHz 2400~2483.5MHz), ANT (802.11g LF). Row 1: 1, Horizontal, Vertical. Each plot shows Level (dBuV/m) vs Frequency (MHz) with a peak labeled QP. Includes site and condition details for both plots.



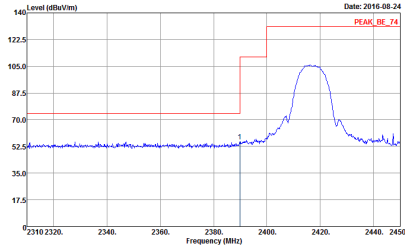
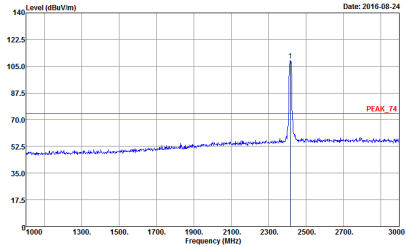
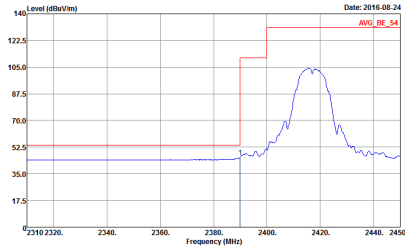
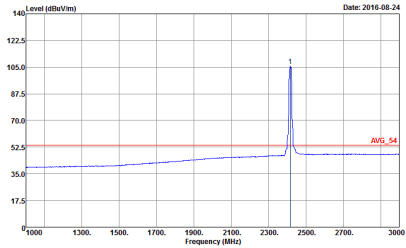
2.4GHz 2400~2483.5MHz
WIFI 802.11b (Band Edge @ 3m)

WIFI	2.4GHz 2400~2483.5MHz Band Edge @ 3m	
ANT	802.11b CH01 2412MHz	
2	Horizontal	Fundamental
Peak	<p>Site : 03CH074HY Condition : PEAK_BE_74 3m HF-ANT_130829 HORIZONTAL Detector : Peak Project : 672834 Mode : 17</p>	<p>Site : 03CH074HY Condition : PEAK_74 3m HF-ANT_130829 HORIZONTAL Detector : Peak Project : 672834 Mode : 17</p>
Avg.	<p>Site : 03CH074HY Condition : AVG_BE_54 3m HF-ANT_130829 HORIZONTAL Detector : Peak Project : 672834 Mode : 17</p>	<p>Site : 03CH074HY Condition : AVG_54 3m HF-ANT_130829 HORIZONTAL Detector : Peak Project : 672834 Mode : 17</p>

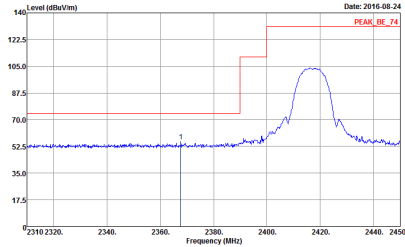
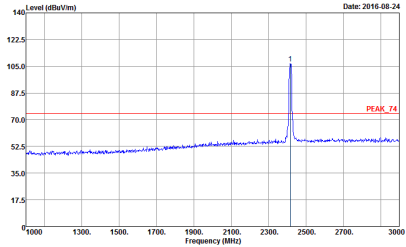
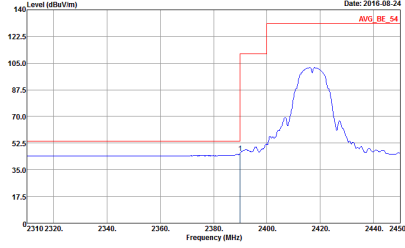
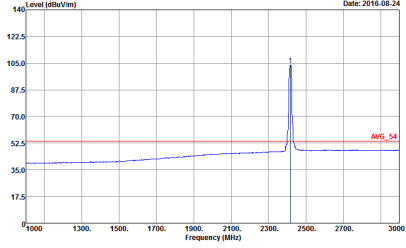


WIFI	2.4GHz 2400~2483.5MHz Band Edge @ 3m	
ANT	802.11b CH01 2412MHz	
2	Vertical	Fundamental
Peak	 <p>Date: 2016-08-24 PEAK_BE_74</p> <p>Site : 03CH07-HY Condition : PEAK_BE_74 3m HF-ANT_130829 VERTICAL RBW: 1000.000kHz VBW: 3000.000kHz SWT: Auto Detector : Peak Project : 672834 Mode : 17</p>	 <p>Date: 2016-08-24 PEAK_74</p> <p>Site : 03CH07-HY Condition : PEAK_74 3m HF-ANT_130829 VERTICAL RBW: 1000.000kHz VBW: 3000.000kHz SWT: Auto Detector : Peak Project : 672834 Mode : 17</p>
Avg.	 <p>Date: 2016-08-24 AVG_BE_54</p> <p>Site : 03CH07-HY Condition : AVG_BE_54 3m HF-ANT_130829 VERTICAL RBW: 1000.000kHz VBW: 0.010kHz SWT: Auto Detector : Peak Project : 672834 Mode : 17</p>	 <p>Date: 2016-08-24 AVG_54</p> <p>Site : 03CH07-HY Condition : AVG_54 3m HF-ANT_130829 VERTICAL RBW: 1000.000kHz VBW: 0.010kHz SWT: Auto Detector : Peak Project : 672834 Mode : 17</p>

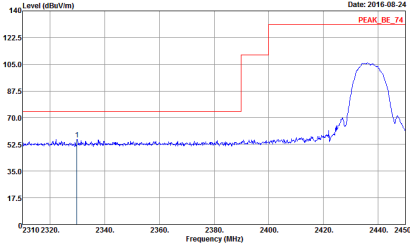
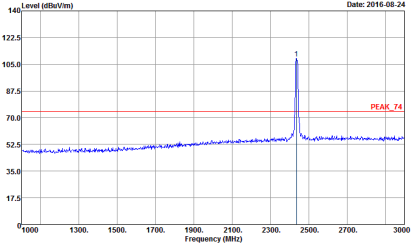
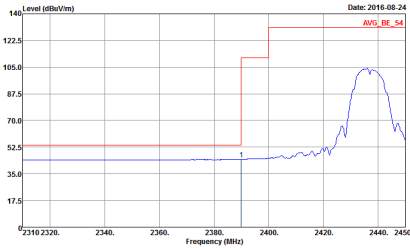
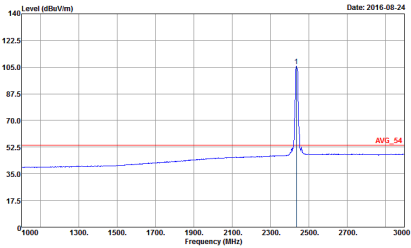


WIFI	2.4GHz 2400~2483.5MHz Band Edge @ 3m	
ANT	802.11b CH02 2417MHz	
2	Horizontal	Fundamental
Peak	 <p>Date: 2016-08-24 PEAK_BE_74</p> <p>Site : 03CH07-HY Condition : PEAK_BE_74 3m HF-ANT_130829 HORIZONTAL RBW: 1000.000kHz VBW: 3000.000kHz SWT: Auto Detector : Peak Project : 672834 Mode : 18</p>	 <p>Date: 2016-08-24 PEAK_74</p> <p>Site : 03CH07-HY Condition : PEAK_74 3m HF-ANT_130829 HORIZONTAL RBW: 1000.000kHz VBW: 3000.000kHz SWT: Auto Detector : Peak Project : 672834 Mode : 18</p>
Avg.	 <p>Date: 2016-08-24 AVG_BE_54</p> <p>Site : 03CH07-HY Condition : AVG_BE_54 3m HF-ANT_130829 HORIZONTAL RBW: 1000.000kHz VBW: 0.010kHz SWT: Auto Detector : Peak Project : 672834 Mode : 18</p>	 <p>Date: 2016-08-24 AVG_54</p> <p>Site : 03CH07-HY Condition : AVG_54 3m HF-ANT_130829 HORIZONTAL RBW: 1000.000kHz VBW: 0.010kHz SWT: Auto Detector : Peak Project : 672834 Mode : 18</p>



WIFI	2.4GHz 2400~2483.5MHz Band Edge @ 3m	
ANT	802.11b CH02 2417MHz	
<p style="text-align: center;">2</p>	<p style="text-align: center;">Vertical</p>  <p style="text-align: center;">Peak</p> <p>Site : 03CH07-HY Condition : PEAK_BE_74 3m HF-ANT_130829 VERTICAL RBW: 1000.000kHz VBW: 3000.000kHz SWT: Auto Detector : Peak Project : 672834 Mode : 18</p>	<p style="text-align: center;">Fundamental</p>  <p style="text-align: center;">Peak</p> <p>Site : 03CH07-HY Condition : PEAK_74 3m HF-ANT_130829 VERTICAL RBW: 1000.000kHz VBW: 3000.000kHz SWT: Auto Detector : Peak Project : 672834 Mode : 18</p>
<p style="text-align: center;">Avg.</p>	 <p style="text-align: center;">Avg.</p> <p>Site : 03CH07-HY Condition : AVG_BE_54 3m HF-ANT_130829 VERTICAL RBW: 1000.000kHz VBW: 0.010kHz SWT: Auto Detector : Peak Project : 672834 Mode : 18</p>	 <p style="text-align: center;">Avg.</p> <p>Site : 03CH07-HY Condition : AVG_54 3m HF-ANT_130829 VERTICAL RBW: 1000.000kHz VBW: 0.010kHz SWT: Auto Detector : Peak Project : 672834 Mode : 18</p>



WIFI	2.4GHz 2400~2483.5MHz Band Edge @ 3m	
ANT	802.11b CH06 2437MHz - L	
2	Horizontal	Fundamental
Peak	 <p>Date: 2016-08-24 PEAK_BE_74</p> <p>Site : 03CH07-HY Condition : PEAK_BE_74 3m HF-ANT_130829 HORIZONTAL RBW: 1000.000kHz VBW: 3000.000kHz SWT: Auto Detector : Peak Project : 672834 Mode : 19</p>	 <p>Date: 2016-08-24 PEAK_74</p> <p>Site : 03CH07-HY Condition : PEAK_74 3m HF-ANT_130829 HORIZONTAL RBW: 1000.000kHz VBW: 3000.000kHz SWT: Auto Detector : Peak Project : 672834 Mode : 19</p>
Avg.	 <p>Date: 2016-08-24 AVG_BE_54</p> <p>Site : 03CH07-HY Condition : AVG_BE_54 3m HF-ANT_130829 HORIZONTAL RBW: 1000.000kHz VBW: 0.010kHz SWT: Auto Detector : Peak Project : 672834 Mode : 19</p>	 <p>Date: 2016-08-24 AVG_54</p> <p>Site : 03CH07-HY Condition : AVG_54 3m HF-ANT_130829 HORIZONTAL RBW: 1000.000kHz VBW: 0.010kHz SWT: Auto Detector : Peak Project : 672834 Mode : 19</p>



WIFI	2.4GHz 2400~2483.5MHz Band Edge @ 3m	
ANT	802.11b CH06 2437MHz - R	
2	Horizontal	Fundamental
Peak	<p>Site : 03CH07-HY Condition : PEAK_BE_74 3m HF-ANT_130829 HORIZONTAL RBW: 1000.000kHz VBW: 3000.000kHz SWT: Auto Detector : Peak Project : 672834 Mode : 19</p>	Left blank
Avg.	<p>Site : 03CH07-HY Condition : AVG_BE_54 3m HF-ANT_130829 HORIZONTAL RBW: 1000.000kHz VBW: 0.010kHz SWT: Auto Detector : Peak Project : 672834 Mode : 19</p>	Left blank

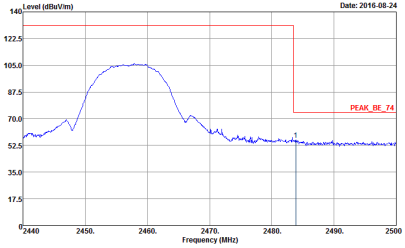
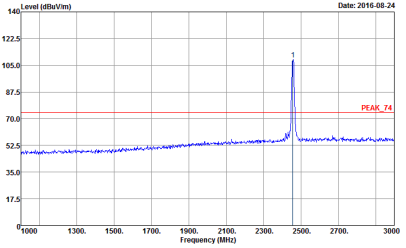
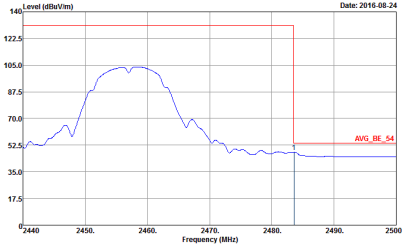
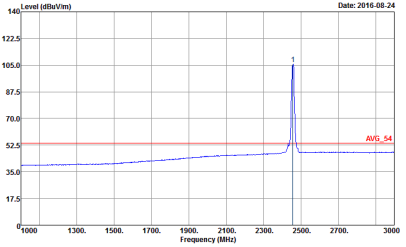


WIFI	2.4GHz 2400~2483.5MHz Band Edge @ 3m	
ANT	802.11b CH06 2437MHz - L	
2	Vertical	Fundamental
Peak	<p>Date: 2016-08-24 PEAK_BE_74</p> <p>Site : 03CH07-HY Condition : PEAK_BE_74 3m HF-ANT_130829 VERTICAL RBW: 1000.000kHz VBW: 3000.000kHz SWT: Auto Detector : Peak Project : 672834 Mode : 19</p>	<p>Date: 2016-08-24 PEAK_74</p> <p>Site : 03CH07-HY Condition : PEAK_74 3m HF-ANT_130829 VERTICAL RBW: 1000.000kHz VBW: 3000.000kHz SWT: Auto Detector : Peak Project : 672834 Mode : 19</p>
Avg.	<p>Date: 2016-08-24 AVG_BE_54</p> <p>Site : 03CH07-HY Condition : AVG_BE_54 3m HF-ANT_130829 VERTICAL RBW: 1000.000kHz VBW: 0.010kHz SWT: Auto Detector : Peak Project : 672834 Mode : 19</p>	<p>Date: 2016-08-24 AVG_54</p> <p>Site : 03CH07-HY Condition : AVG_54 3m HF-ANT_130829 VERTICAL RBW: 1000.000kHz VBW: 0.010kHz SWT: Auto Detector : Peak Project : 672834 Mode : 19</p>

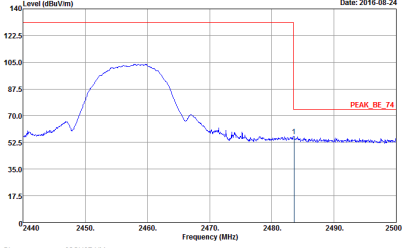
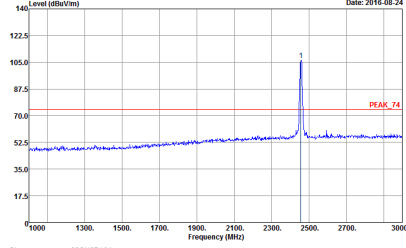
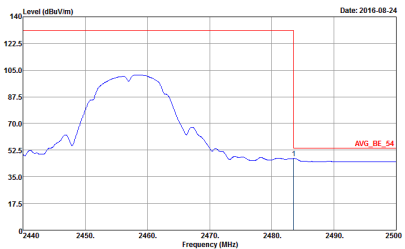
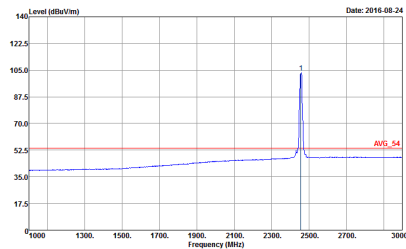


WIFI	2.4GHz 2400~2483.5MHz Band Edge @ 3m	
ANT	802.11b CH06 2437MHz - R	
2	Vertical	Fundamental
Peak	<p>Site : 03CH07HY Condition : PEAK_BE_74 3m HF-ANT_130829 VERTICAL RBW: 1000.000kHz VBW: 3000.000kHz SWT: Auto Detector : Peak Project : 672834 Mode : 19</p>	Left blank
Avg.	<p>Site : 03CH07HY Condition : AVG_BE_54 3m HF-ANT_130829 VERTICAL RBW: 1000.000kHz VBW: 0.010kHz SWT: Auto Detector : Peak Project : 672834 Mode : 19</p>	Left blank



WIFI	2.4GHz 2400~2483.5MHz Band Edge @ 3m	
ANT	802.11b CH10 2457MHz	
2	Horizontal	Fundamental
Peak	 <p>Site : 03CH07-HY Condition : PEAK_BE_74 3m HF-ANT_130829 HORIZONTAL RBW:1000.000kHz VBW:3000.000kHz SWT:Auto Detector : Peak Project : 672834 Mode : 20</p>	 <p>Site : 03CH07-HY Condition : PEAK_74 3m HF-ANT_130829 HORIZONTAL RBW:1000.000kHz VBW:3000.000kHz SWT:Auto Detector : Peak Project : 672834 Mode : 20</p>
Avg.	 <p>Site : 03CH07-HY Condition : AVG_BE_54 3m HF-ANT_130829 HORIZONTAL RBW:1000.000kHz VBW:0.010kHz SWT:Auto Detector : Peak Project : 672834 Mode : 20</p>	 <p>Site : 03CH07-HY Condition : AVG_54 3m HF-ANT_130829 HORIZONTAL RBW:1000.000kHz VBW:0.010kHz SWT:Auto Detector : Peak Project : 672834 Mode : 20</p>

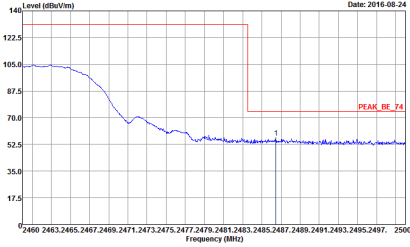
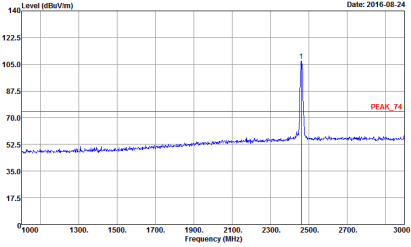
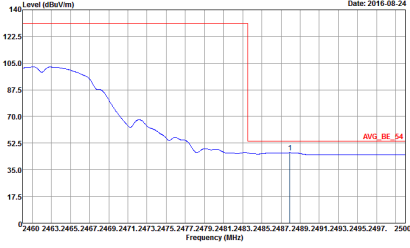
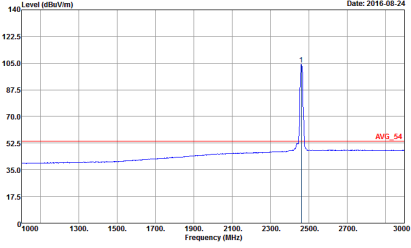


WIFI	2.4GHz 2400~2483.5MHz Band Edge @ 3m	
ANT	802.11b CH10 2457MHz	
2	Vertical	Fundamental
Peak	 <p>Date: 2016-08-24</p> <p>Site : 03CH07-HY Condition : PEAK_BE_74 3m HF-ANT_130829 VERTICAL RBW: 1000.000kHz VBW: 3000.000kHz SWT: Auto Detector : Peak Project : 672834 Mode : 20</p>	 <p>Date: 2016-08-24</p> <p>Site : 03CH07-HY Condition : PEAK_74 3m HF-ANT_130829 VERTICAL RBW: 1000.000kHz VBW: 3000.000kHz SWT: Auto Detector : Peak Project : 672834 Mode : 20</p>
Avg.	 <p>Date: 2016-08-24</p> <p>Site : 03CH07-HY Condition : AVG_BE_54 3m HF-ANT_130829 VERTICAL RBW: 1000.000kHz VBW: 0.010kHz SWT: Auto Detector : Peak Project : 672834 Mode : 20</p>	 <p>Date: 2016-08-24</p> <p>Site : 03CH07-HY Condition : AVG_54 3m HF-ANT_130829 VERTICAL RBW: 1000.000kHz VBW: 0.010kHz SWT: Auto Detector : Peak Project : 672834 Mode : 20</p>



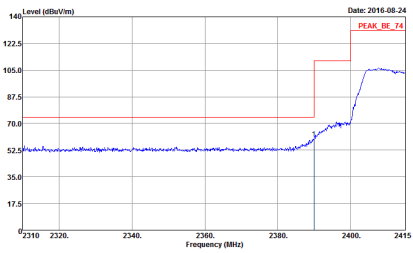
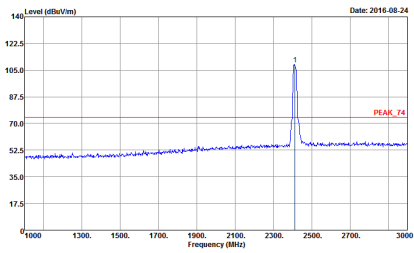
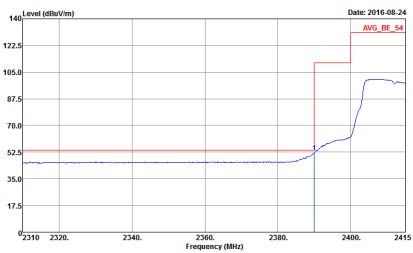
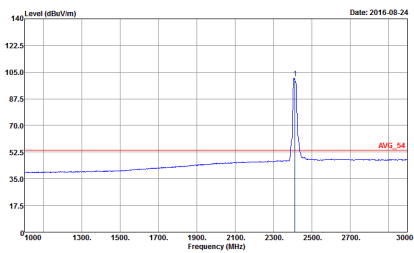
WIFI	2.4GHz 2400~2483.5MHz Band Edge @ 3m	
ANT	802.11b CH11 2462MHz	
2	Horizontal	Fundamental
Peak	<p>Date: 2016-08-24</p> <p>Level (dBm/Vm)</p> <p>Frequency (MHz)</p> <p>PEAK_BE_74</p> <p>Site : 03CH07-HY Condition : PEAK_BE_74 3m HF-ANT_130829 HORIZONTAL RBW: 1000.000kHz VBW: 3000.000kHz SWT: Auto Detector : Peak Project : 672834 Mode : 21</p>	<p>Date: 2016-08-24</p> <p>Level (dBm/Vm)</p> <p>Frequency (MHz)</p> <p>PEAK_74</p> <p>Site : 03CH07-HY Condition : PEAK_74 3m HF-ANT_130829 HORIZONTAL RBW: 1000.000kHz VBW: 3000.000kHz SWT: Auto Detector : Peak Project : 672834 Mode : 21</p>
Avg.	<p>Date: 2016-08-24</p> <p>Level (dBm/Vm)</p> <p>Frequency (MHz)</p> <p>AVG_BE_54</p> <p>Site : 03CH07-HY Condition : AVG_BE_54 3m HF-ANT_130829 HORIZONTAL RBW: 1000.000kHz VBW: 0.010kHz SWT: Auto Detector : Peak Project : 672834 Mode : 21</p>	<p>Date: 2016-08-24</p> <p>Level (dBm/Vm)</p> <p>Frequency (MHz)</p> <p>AVG_54</p> <p>Site : 03CH07-HY Condition : AVG_54 3m HF-ANT_130829 HORIZONTAL RBW: 1000.000kHz VBW: 0.010kHz SWT: Auto Detector : Peak Project : 672834 Mode : 21</p>



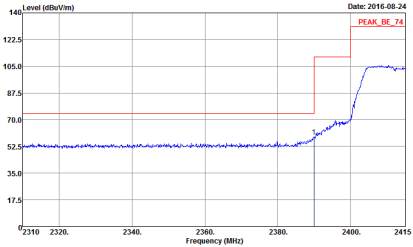
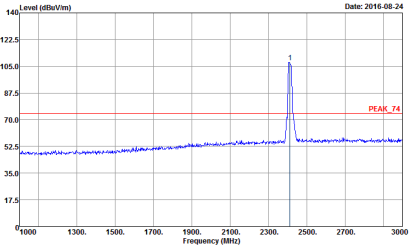
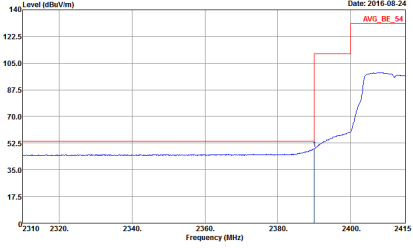
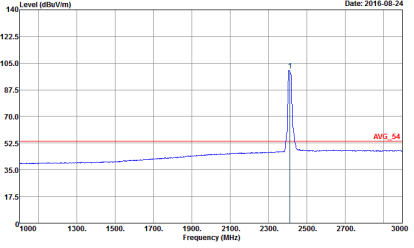
WIFI	2.4GHz 2400~2483.5MHz Band Edge @ 3m	
ANT	802.11b CH11 2462MHz	
2	<p style="text-align: center;">Vertical</p>  <p style="text-align: center;">Peak</p> <p>Site : 03CH07-HY Condition : PEAK_BE_74 3m HF-ANT_130829 VERTICAL RBW: 1000.000kHz VBW: 3000.000kHz SWT: Auto Detector : Peak Project : 672834 Mode : 21</p>	<p style="text-align: center;">Fundamental</p>  <p>Site : 03CH07-HY Condition : PEAK_74 3m HF-ANT_130829 VERTICAL RBW: 1000.000kHz VBW: 3000.000kHz SWT: Auto Detector : Peak Project : 672834 Mode : 21</p>
Avg.	 <p style="text-align: center;">Avg.</p> <p>Site : 03CH07-HY Condition : AVG_BE_54 3m HF-ANT_130829 VERTICAL RBW: 1000.000kHz VBW: 0.010kHz SWT: Auto Detector : Peak Project : 672834 Mode : 21</p>	 <p>Site : 03CH07-HY Condition : AVG_54 3m HF-ANT_130829 VERTICAL RBW: 1000.000kHz VBW: 0.010kHz SWT: Auto Detector : Peak Project : 672834 Mode : 21</p>



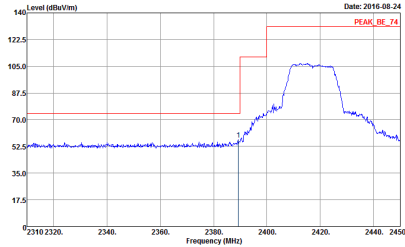
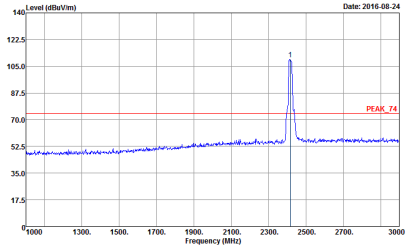
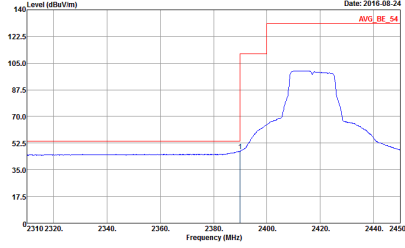
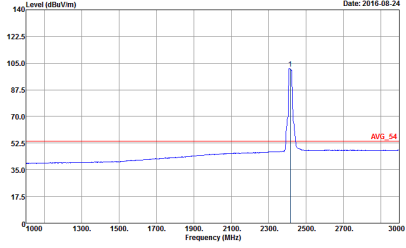


2.4GHz 2400~2483.5MHz
WIFI 802.11g (Band Edge @ 3m)

WIFI	2.4GHz 2400~2483.5MHz Band Edge @ 3m	
ANT	802.11g CH01 2412MHz	
2	Horizontal	Fundamental
Peak	 <p>Site : 03CH074HY Condition : PEAK_BE_74 3m HF-ANT_130829 HORIZONTAL Detector : Peak Project : 672834 Mode : 68</p>	 <p>Site : 03CH074HY Condition : PEAK_74 3m HF-ANT_130829 HORIZONTAL Detector : Peak Project : 672834 Mode : 68</p>
Avg.	 <p>Site : 03CH074HY Condition : AVG_BE_54 3m HF-ANT_130829 HORIZONTAL Detector : Peak Project : 672834 Mode : 68</p>	 <p>Site : 03CH074HY Condition : AVG_54 3m HF-ANT_130829 HORIZONTAL Detector : Peak Project : 672834 Mode : 68</p>

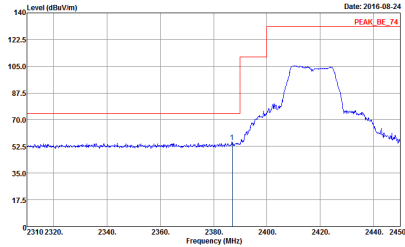
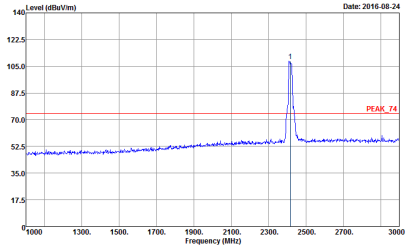
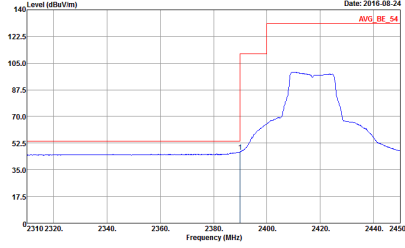
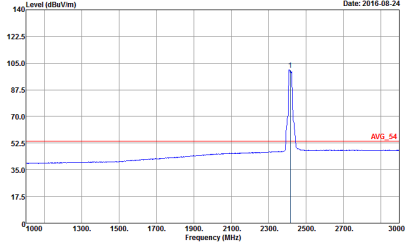


WIFI	2.4GHz 2400~2483.5MHz Band Edge @ 3m	
ANT	802.11g CH01 2412MHz	
2	Vertical	Fundamental
Peak	 <p>Site : 03CH07-HY Condition : PEAK_BE_74 3m HF-ANT_130829 VERTICAL RBW: 1000.000kHz VBW: 3000.000kHz SWT: Auto Detector : Peak Project : 672834 Mode : 22 : 68</p>	 <p>Site : 03CH07-HY Condition : PEAK_74 3m HF-ANT_130829 VERTICAL RBW: 1000.000kHz VBW: 3000.000kHz SWT: Auto Detector : Peak Project : 672834 Mode : 22 : 68</p>
Avg.	 <p>Site : 03CH07-HY Condition : AVG_BE_54 3m HF-ANT_130829 VERTICAL RBW: 1000.000kHz VBW: 1.000kHz SWT: Auto Detector : Peak Project : 672834 Mode : 22 : 68</p>	 <p>Site : 03CH07-HY Condition : AVG_54 3m HF-ANT_130829 VERTICAL RBW: 1000.000kHz VBW: 1.000kHz SWT: Auto Detector : Peak Project : 672834 Mode : 22 : 68</p>



WIFI	2.4GHz 2400~2483.5MHz Band Edge @ 3m	
ANT	802.11g CH02 2417MHz	
<p style="text-align: center;">2</p>	<p style="text-align: center;">Horizontal</p>  <p style="font-size: small;">Date: 2016-08-24 PEAK_BE_74</p> <p style="font-size: x-small;">Site : 03CH07-HY Condition : PEAK_BE_74 3m HF-ANT_130829 HORIZONTAL RBW: 1000.000kHz VBW: 3000.000kHz SWT: Auto Detector : Peak Project : 672834 Mode : 23</p>	<p style="text-align: center;">Fundamental</p>  <p style="font-size: small;">Date: 2016-08-24 PEAK_74</p> <p style="font-size: x-small;">Site : 03CH07-HY Condition : PEAK_74 3m HF-ANT_130829 HORIZONTAL RBW: 1000.000kHz VBW: 3000.000kHz SWT: Auto Detector : Peak Project : 672834 Mode : 23</p>
<p style="text-align: center;">Peak</p>	 <p style="font-size: small;">Date: 2016-08-24 AVG_BE_54</p> <p style="font-size: x-small;">Site : 03CH07-HY Condition : AVG_BE_54 3m HF-ANT_130829 HORIZONTAL RBW: 1000.000kHz VBW: 1.000kHz SWT: Auto Detector : Peak Project : 672834 Mode : 23</p>	 <p style="font-size: small;">Date: 2016-08-24 AVG_54</p> <p style="font-size: x-small;">Site : 03CH07-HY Condition : AVG_54 3m HF-ANT_130829 HORIZONTAL RBW: 1000.000kHz VBW: 1.000kHz SWT: Auto Detector : Peak Project : 672834 Mode : 23</p>
<p style="text-align: center;">Avg.</p>	 <p style="font-size: small;">Date: 2016-08-24 PEAK_BE_74</p> <p style="font-size: x-small;">Site : 03CH07-HY Condition : PEAK_BE_74 3m HF-ANT_130829 HORIZONTAL RBW: 1000.000kHz VBW: 3000.000kHz SWT: Auto Detector : Peak Project : 672834 Mode : 23</p>	 <p style="font-size: small;">Date: 2016-08-24 PEAK_74</p> <p style="font-size: x-small;">Site : 03CH07-HY Condition : PEAK_74 3m HF-ANT_130829 HORIZONTAL RBW: 1000.000kHz VBW: 3000.000kHz SWT: Auto Detector : Peak Project : 672834 Mode : 23</p>

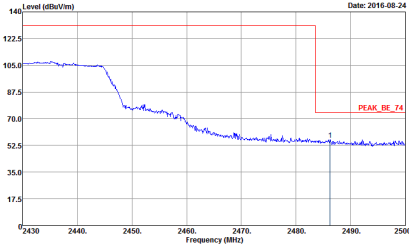
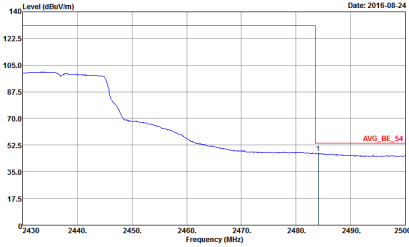


WIFI	2.4GHz 2400~2483.5MHz Band Edge @ 3m	
ANT	802.11g CH02 2417MHz	
<p style="text-align: center;">2</p>	<p style="text-align: center;">Vertical</p>  <p style="text-align: right; color: red;">PEAK_BE_74</p> <p>Site : 03CH07-HY Condition : PEAK_BE_74 3m HF-ANT_130829 VERTICAL RBW: 1000.000kHz VBW: 3000.000kHz SWT: Auto Detector : Peak Project : 672834 Mode : 23</p>	<p style="text-align: center;">Fundamental</p>  <p style="text-align: right; color: red;">PEAK_74</p> <p>Site : 03CH07-HY Condition : PEAK_74 3m HF-ANT_130829 VERTICAL RBW: 1000.000kHz VBW: 3000.000kHz SWT: Auto Detector : Peak Project : 672834 Mode : 23</p>
<p style="text-align: center;">Peak</p>	 <p style="text-align: right; color: red;">AVG_BE_54</p> <p>Site : 03CH07-HY Condition : AVG_BE_54 3m HF-ANT_130829 VERTICAL RBW: 1000.000kHz VBW: 1.000kHz SWT: Auto Detector : Peak Project : 672834 Mode : 23</p>	 <p style="text-align: right; color: red;">AVG_54</p> <p>Site : 03CH07-HY Condition : AVG_54 3m HF-ANT_130829 VERTICAL RBW: 1000.000kHz VBW: 1.000kHz SWT: Auto Detector : Peak Project : 672834 Mode : 23</p>
<p style="text-align: center;">Avg.</p>		

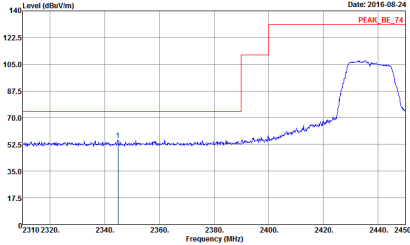
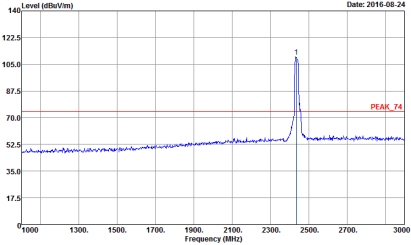
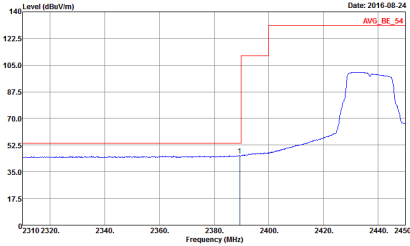
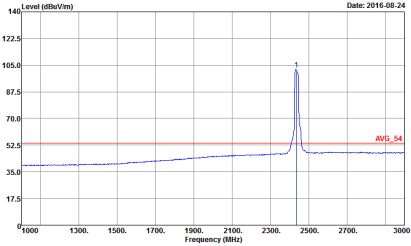


WIFI	2.4GHz 2400~2483.5MHz Band Edge @ 3m	
ANT	802.11g CH06 2437MHz - L	
2	Horizontal	Fundamental
Peak	<p>Date: 2016-08-24</p> <p>Site : 03CH07-HY Condition : PEAK_BE_74 3m HF-ANT_130829 HORIZONTAL RBW: 1000.000kHz VBW: 3000.000kHz SWT: Auto Detector : Peak Project : 672834 Mode : 24</p>	<p>Date: 2016-08-24</p> <p>Site : 03CH07-HY Condition : PEAK_74 3m HF-ANT_130829 HORIZONTAL RBW: 1000.000kHz VBW: 3000.000kHz SWT: Auto Detector : Peak Project : 672834 Mode : 24</p>
Avg.	<p>Date: 2016-08-24</p> <p>Site : 03CH07-HY Condition : AVG_BE_54 3m HF-ANT_130829 HORIZONTAL RBW: 1000.000kHz VBW: 1.000kHz SWT: Auto Detector : Peak Project : 672834 Mode : 24</p>	<p>Date: 2016-08-24</p> <p>Site : 03CH07-HY Condition : AVG_54 3m HF-ANT_130829 HORIZONTAL RBW: 1000.000kHz VBW: 1.000kHz SWT: Auto Detector : Peak Project : 672834 Mode : 24</p>



WIFI	2.4GHz 2400~2483.5MHz Band Edge @ 3m	
ANT	802.11g CH06 2437MHz - R	
2	Horizontal	Fundamental
Peak	 <p>Date: 2016.08.24</p> <p>Site : 03CH07-HY Condition : PEAK_BE_74 3m HF-ANT_130829 HORIZONTAL RBW: 1000.000kHz VBW: 3000.000kHz SWT: Auto Detector : Peak Project : 672834 Mode : 24</p>	Left blank
Avg.	 <p>Date: 2016.08.24</p> <p>Site : 03CH07-HY Condition : AVG_BE_54 3m HF-ANT_130829 HORIZONTAL RBW: 1000.000kHz VBW: 1.000kHz SWT: Auto Detector : Peak Project : 672834 Mode : 24</p>	Left blank

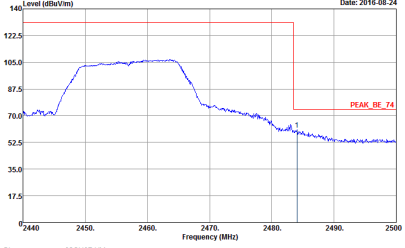
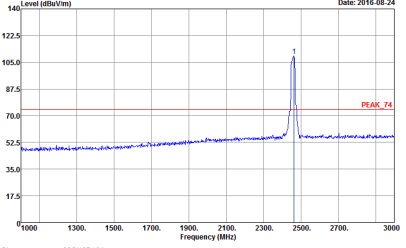
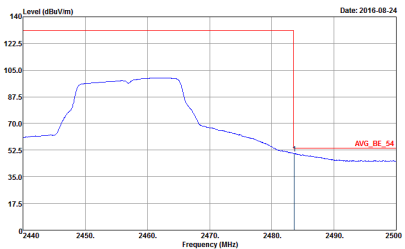
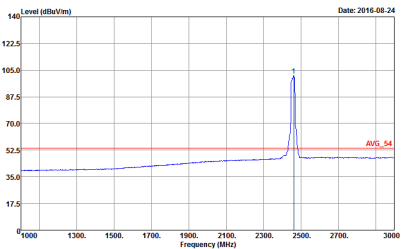


WIFI	2.4GHz 2400~2483.5MHz Band Edge @ 3m	
ANT	802.11g CH06 2437MHz - L	
2	Vertical	Fundamental
Peak	 <p>Date: 2016-08-24 PEAK_BE_74</p> <p>Site : 03CH07-HY Condition : PEAK_BE_74 3m HF-ANT_130829 VERTICAL RBW: 1000.000kHz VBW: 3000.000kHz SWT: Auto Detector : Peak Project : 672834 Mode : 24</p>	 <p>Date: 2016-08-24 PEAK_74</p> <p>Site : 03CH07-HY Condition : PEAK_74 3m HF-ANT_130829 VERTICAL RBW: 1000.000kHz VBW: 3000.000kHz SWT: Auto Detector : Peak Project : 672834 Mode : 24</p>
Avg.	 <p>Date: 2016-08-24 AVG_BE_54</p> <p>Site : 03CH07-HY Condition : AVG_BE_54 3m HF-ANT_130829 VERTICAL RBW: 1000.000kHz VBW: 1.000kHz SWT: Auto Detector : Peak Project : 672834 Mode : 24</p>	 <p>Date: 2016-08-24 AVG_54</p> <p>Site : 03CH07-HY Condition : AVG_54 3m HF-ANT_130829 VERTICAL RBW: 1000.000kHz VBW: 1.000kHz SWT: Auto Detector : Peak Project : 672834 Mode : 24</p>

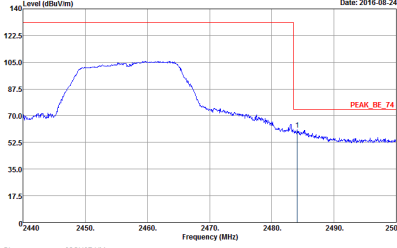
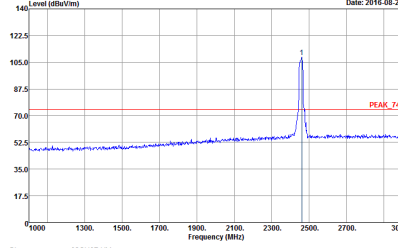
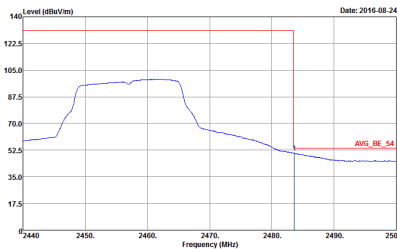
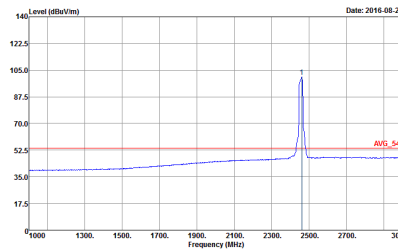


WIFI	2.4GHz 2400~2483.5MHz Band Edge @ 3m	
ANT	802.11g CH06 2437MHz - R	
2	Vertical	Fundamental
Peak	<p>Site : 03CH07-HY Condition : PEAK_BE_74 3m HF-ANT_130829 VERTICAL RBW: 1000.000kHz VBW: 3000.000kHz SWT: Auto Detector : Peak Project : 672834 Mode : 24</p>	Left Blank
Avg.	<p>Site : 03CH07-HY Condition : AVG_BE_54 3m HF-ANT_130829 VERTICAL RBW: 1000.000kHz VBW: 1.000kHz SWT: Auto Detector : Peak Project : 672834 Mode : 24</p>	Left Blank

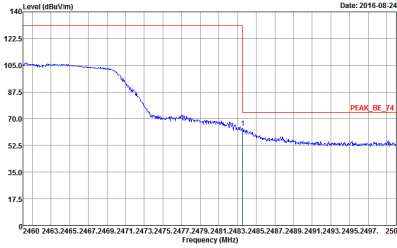
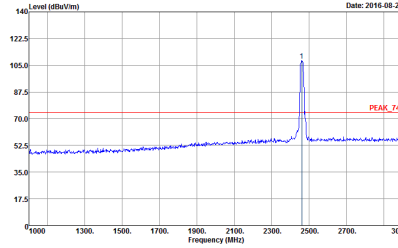
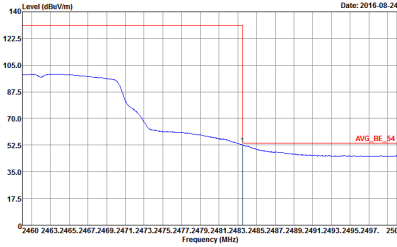
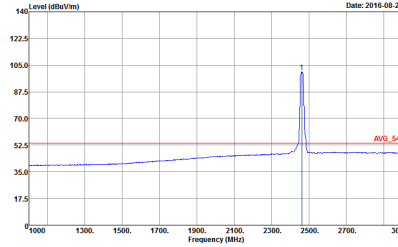


WIFI	2.4GHz 2400~2483.5MHz Band Edge @ 3m	
ANT	802.11g CH10 2457MHz	
2	Horizontal	Fundamental
Peak	 <p>Date: 2016-08-24</p> <p>Site : 03CH07-HY Condition : PEAK_BE_74 3m HF-ANT_130829 HORIZONTAL RBW: 1000.000kHz VBW: 3000.000kHz SWT: Auto Detector : Peak Project : 672834 Mode : 25</p>	 <p>Date: 2016-08-24</p> <p>Site : 03CH07-HY Condition : PEAK_74 3m HF-ANT_130829 HORIZONTAL RBW: 1000.000kHz VBW: 3000.000kHz SWT: Auto Detector : Peak Project : 672834 Mode : 25</p>
Avg.	 <p>Date: 2016-08-24</p> <p>Site : 03CH07-HY Condition : AVG_BE_54 3m HF-ANT_130829 HORIZONTAL RBW: 1000.000kHz VBW: 1.000kHz SWT: Auto Detector : Peak Project : 672834 Mode : 25</p>	 <p>Date: 2016-08-24</p> <p>Site : 03CH07-HY Condition : AVG_54 3m HF-ANT_130829 HORIZONTAL RBW: 1000.000kHz VBW: 1.000kHz SWT: Auto Detector : Peak Project : 672834 Mode : 25</p>

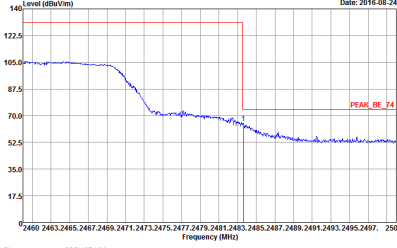
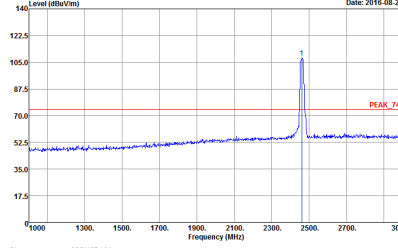
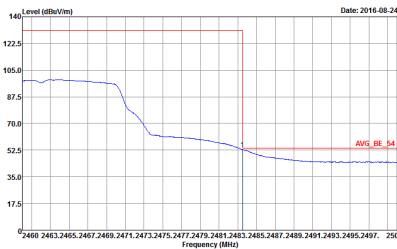
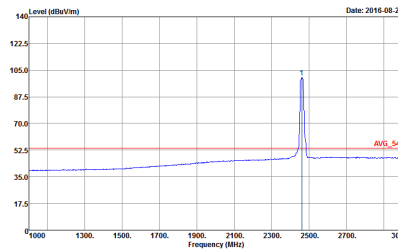


WIFI	2.4GHz 2400~2483.5MHz Band Edge @ 3m	
ANT	802.11g CH10 2457MHz	
2	Vertical	Fundamental
Peak	 <p>Site : 03CH07-HY Condition : PEAK_BE_74 3m HF-ANT_130829 VERTICAL RBW:1000.000kHz VBW:3000.000kHz SWT:Auto Detector : Peak Project : 672834 Mode : 25</p>	 <p>Site : 03CH07-HY Condition : PEAK_74 3m HF-ANT_130829 VERTICAL RBW:1000.000kHz VBW:3000.000kHz SWT:Auto Detector : Peak Project : 672834 Mode : 25</p>
Avg.	 <p>Site : 03CH07-HY Condition : AVG_BE_54 3m HF-ANT_130829 VERTICAL RBW:1000.000kHz VBW:1.000kHz SWT:Auto Detector : Peak Project : 672834 Mode : 25</p>	 <p>Site : 03CH07-HY Condition : AVG_54 3m HF-ANT_130829 VERTICAL RBW:1000.000kHz VBW:1.000kHz SWT:Auto Detector : Peak Project : 672834 Mode : 25</p>



WIFI	2.4GHz 2400~2483.5MHz Band Edge @ 3m	
ANT	802.11g CH11 2462MHz	
2	Horizontal	Fundamental
Peak	 <p>Site : 03CH07-HY Condition : PEAK_BE_74 3m HF-ANT_130829 HORIZONTAL RBW:1000.000kHz VBW:3000.000kHz SWT:Auto Detector : Peak Project : 672834 Mode : 25 : 65</p>	 <p>Site : 03CH07-HY Condition : PEAK_74 3m HF-ANT_130829 HORIZONTAL RBW:1000.000kHz VBW:3000.000kHz SWT:Auto Detector : Peak Project : 672834 Mode : 25 : 65</p>
Avg.	 <p>Site : 03CH07-HY Condition : AVG_BE_54 3m HF-ANT_130829 HORIZONTAL RBW:1000.000kHz VBW:1.000kHz SWT:Auto Detector : Peak Project : 672834 Mode : 26 : 65</p>	 <p>Site : 03CH07-HY Condition : AVG_54 3m HF-ANT_130829 HORIZONTAL RBW:1000.000kHz VBW:1.000kHz SWT:Auto Detector : Peak Project : 672834 Mode : 25 : 65</p>



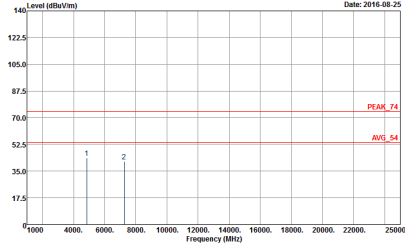
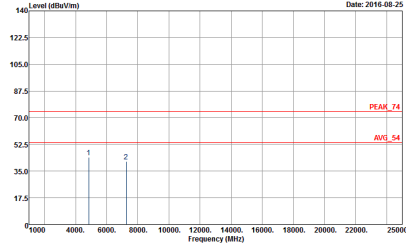
WIFI	2.4GHz 2400~2483.5MHz Band Edge @ 3m	
ANT	802.11g CH11 2462MHz	
2	Vertical	Fundamental
Peak	 <p>Date: 2016-08-24</p> <p>Site : 03CH07-HY Condition : PEAK_BE_74 3m HF-ANT_130829 VERTICAL RBW: 1000.000kHz VBW: 3000.000kHz SWT: Auto Detector : Peak Project : 672834 Mode : 25 : 65</p>	 <p>Date: 2016-08-24</p> <p>Site : 03CH07-HY Condition : PEAK_74 3m HF-ANT_130829 VERTICAL RBW: 1000.000kHz VBW: 3000.000kHz SWT: Auto Detector : Peak Project : 672834 Mode : 25 : 65</p>
Avg.	 <p>Date: 2016-08-24</p> <p>Site : 03CH07-HY Condition : AVG_BE_54 3m HF-ANT_130829 VERTICAL RBW: 1000.000kHz VBW: 1.000kHz SWT: Auto Detector : Peak Project : 672834 Mode : 25 : 65</p>	 <p>Date: 2016-08-24</p> <p>Site : 03CH07-HY Condition : AVG_54 3m HF-ANT_130829 VERTICAL RBW: 1000.000kHz VBW: 1.000kHz SWT: Auto Detector : Peak Project : 672834 Mode : 25 : 65</p>



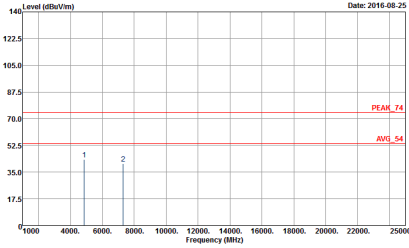
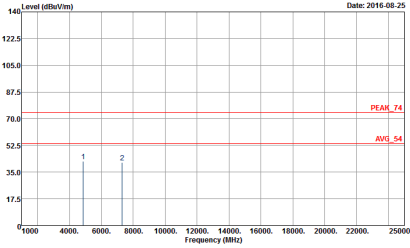
2.4GHz 2400~2483.5MHz
 WIFI 802.11b (Harmonic @ 3m)

WIFI	2.4GHz 2400~2483.5MHz Harmonic @ 3m	
ANT	802.11b CH01 2412MHz	
2	Horizontal	Vertical
<p>Peak Avg.</p>	<p>Site : 03CH07.HY Condition : PEAK_74 3m SHF-EHF_131029 HORIZONTAL Detector : Peak Project : 672834 Mode : 17</p>	<p>Site : 03CH07.HY Condition : PEAK_74 3m SHF-EHF_131029 VERTICAL Detector : Peak Project : 672834 Mode : 17</p>

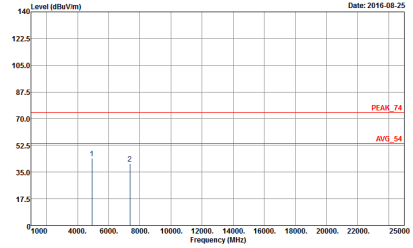
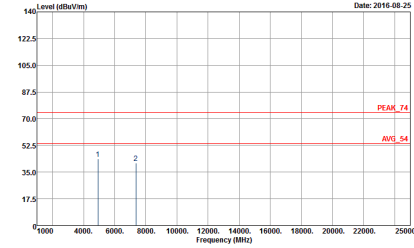


WIFI	2.4GHz 2400~2483.5MHz Harmonic @ 3m																					
ANT	802.11b CH02 2417MHz																					
2	Horizontal	Vertical																				
<p>Peak Avg.</p>	 <table border="1" data-bbox="347 680 582 734"> <tr><td>Site</td><td>: 03CH07-HY</td></tr> <tr><td>Condition</td><td>: PEAK_74 3m SHF-EHF_131029 HORIZONTAL</td></tr> <tr><td>Detector</td><td>: Peak</td></tr> <tr><td>Project</td><td>: 672834</td></tr> <tr><td>Mode</td><td>: 18</td></tr> </table>	Site	: 03CH07-HY	Condition	: PEAK_74 3m SHF-EHF_131029 HORIZONTAL	Detector	: Peak	Project	: 672834	Mode	: 18	 <table border="1" data-bbox="941 680 1176 734"> <tr><td>Site</td><td>: 03CH07-HY</td></tr> <tr><td>Condition</td><td>: PEAK_74 3m SHF-EHF_131029 VERTICAL</td></tr> <tr><td>Detector</td><td>: Peak</td></tr> <tr><td>Project</td><td>: 672834</td></tr> <tr><td>Mode</td><td>: 18</td></tr> </table>	Site	: 03CH07-HY	Condition	: PEAK_74 3m SHF-EHF_131029 VERTICAL	Detector	: Peak	Project	: 672834	Mode	: 18
Site	: 03CH07-HY																					
Condition	: PEAK_74 3m SHF-EHF_131029 HORIZONTAL																					
Detector	: Peak																					
Project	: 672834																					
Mode	: 18																					
Site	: 03CH07-HY																					
Condition	: PEAK_74 3m SHF-EHF_131029 VERTICAL																					
Detector	: Peak																					
Project	: 672834																					
Mode	: 18																					

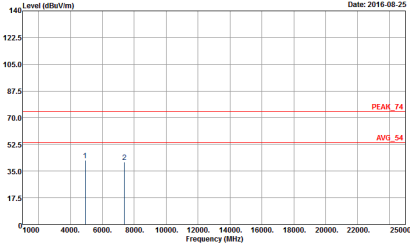
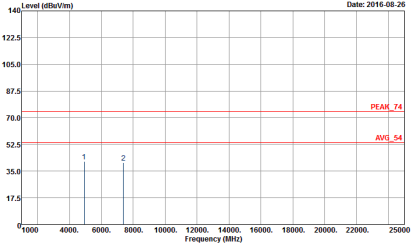


WIFI	2.4GHz 2400~2483.5MHz Harmonic @ 3m	
ANT	802.11b CH06 2437MHz	
2	Horizontal	Vertical
Peak Avg.	 <p>Site : 03CH07-HY Condition : PEAK_74 3m SHF-EHF_131029 HORIZONTAL Detector : Peak Project : 672834 Mode : 19</p>	 <p>Site : 03CH07-HY Condition : PEAK_74 3m SHF-EHF_131029 VERTICAL Detector : Peak Project : 672834 Mode : 19</p>



WIFI	2.4GHz 2400~2483.5MHz Harmonic @ 3m	
ANT	802.11b CH10 2457MHz	
2	Horizontal	Vertical
Peak Avg.	 <p>Site : 03CH07-HY Condition : PEAK_74 3m SHF-EHF_131029 HORIZONTAL Detector : Peak Project : 672834 Mode : 20</p>	 <p>Site : 03CH07-HY Condition : PEAK_74 3m SHF-EHF_131029 VERTICAL Detector : Peak Project : 672834 Mode : 20</p>



WIFI	2.4GHz 2400~2483.5MHz Harmonic @ 3m	
ANT	802.11b CH11 2462MHz	
2	Horizontal	Vertical
<p>Peak Avg.</p>	 <p>Site : 03CH07-HY Condition : PEAK_74 3m SHF-EHF_131029 HORIZONTAL Detector : Peak Project : 672834 Mode : 21</p>	 <p>Site : 03CH07-HY Condition : PEAK_74 3m SHF-EHF_131029 VERTICAL Detector : Peak Project : 672834 Mode : 21</p>



2.4GHz 2400~2483.5MHz
WIFI 802.11g (Harmonic @ 3m)

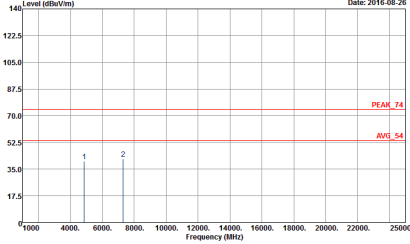
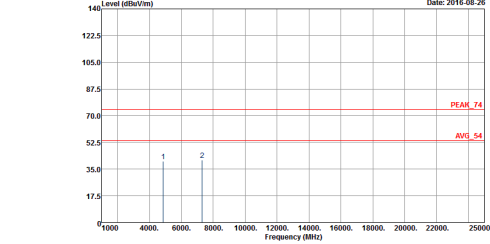
WIFI	2.4GHz 2400~2483.5MHz Harmonic @ 3m	
ANT	802.11g CH01 2412MHz	
2	Horizontal	Vertical
Peak Avg.	<p>Site : 03CH07.HY Condition : PEAK_74 3m SHF-EHF_131029 HORIZONTAL Detector : Peak Project : 672834 Mode : 22 : 68</p>	<p>Site : 03CH07.HY Condition : PEAK_74 3m SHF-EHF_131029 VERTICAL Detector : Peak Project : 672834 Mode : 22 : 68</p>



2.4GHz 2400~2483.5MHz
WIFI 802.11g (Harmonic @ 3m)

WIFI	2.4GHz 2400~2483.5MHz Harmonic @ 3m	
ANT	802.11g CH02 2417MHz	
2	Horizontal	Vertical
Peak Avg.	<p>Site : 03CH07-HY Condition : PEAK_74 3m SHF-EHF_131029 HORIZONTAL Detector : Peak Project : 672834 Mode : 23</p>	<p>Site : 03CH07-HY Condition : PEAK_74 3m SHF-EHF_131029 VERTICAL Detector : Peak Project : 672834 Mode : 23</p>

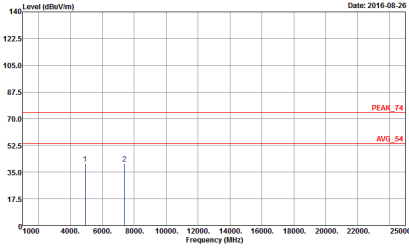
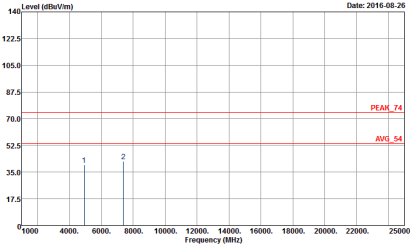


WIFI	2.4GHz 2400~2483.5MHz Harmonic @ 3m	
ANT	802.11g CH06 2437MHz	
2	Horizontal	Vertical
<p>Peak Avg.</p>	 <p>Site : 03CH07-HY Condition : PEAK_74 3m SHF-EHF_131029 HORIZONTAL Detector : Peak Project : 672834 Mode : 24</p>	 <p>Site : 03CH07-HY Condition : PEAK_74 3m SHF-EHF_131029 VERTICAL Detector : Peak Project : 672834 Mode : 24</p>



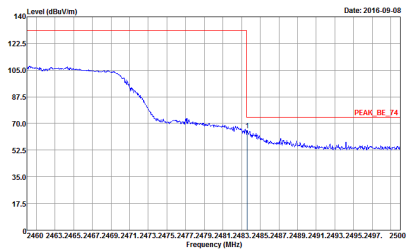
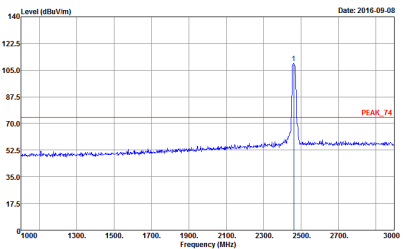
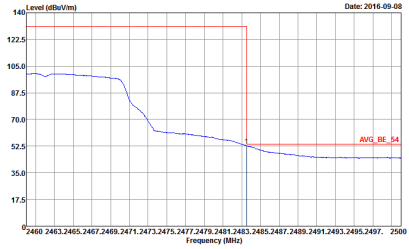
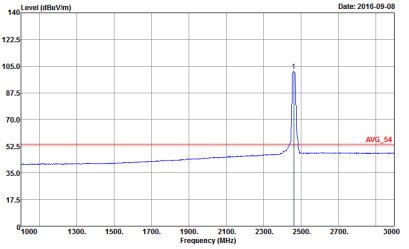
WIFI	2.4GHz 2400~2483.5MHz Harmonic @ 3m	
ANT	802.11g CH10 2457MHz	
2	Horizontal	Vertical
<p>Peak Avg.</p>		



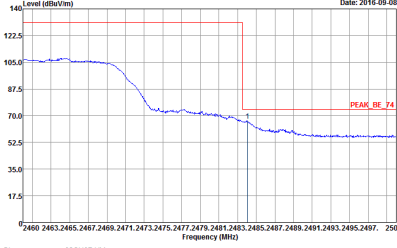
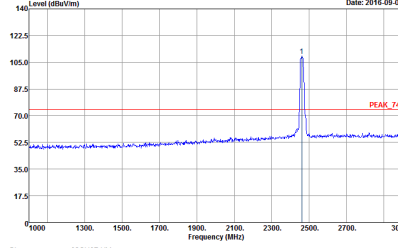
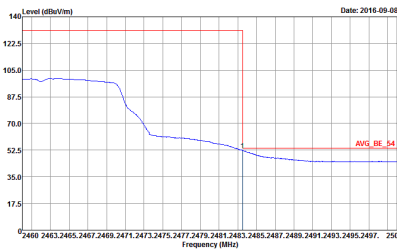
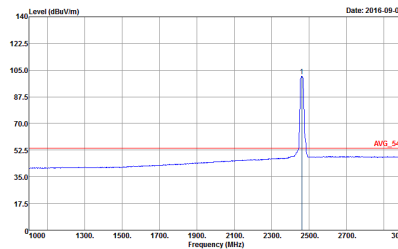
WIFI	2.4GHz 2400~2483.5MHz Harmonic @ 3m	
ANT	802.11g CH11 2462MHz	
2	Horizontal	Vertical
Peak Avg.	 <p>Site : 03CH07-HY Condition : PEAK_74 3m SHF-EHF_131029 HORIZONTAL Detector : Peak Project : 672834 Mode : 26 -65</p>	 <p>Site : 03CH07-HY Condition : PEAK_74 3m SHF-EHF_131029 VERTICAL Detector : Peak Project : 672834 Mode : 26 -65</p>



2.4GHz 2400~2483.5MHz
WIFI 802.11g (Band Edge @ 3m)
 (With NB)

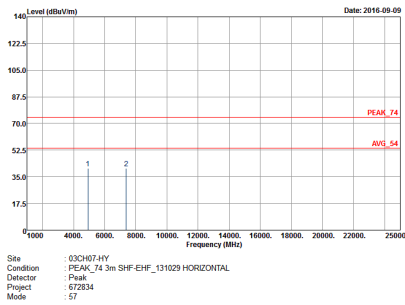
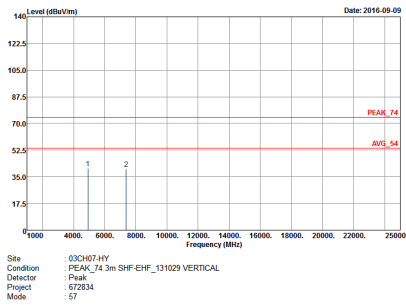
WIFI	2.4GHz 2400~2483.5MHz Band Edge @ 3m	
ANT	802.11g CH11 2462MHz	
1	Horizontal	Fundamental
Peak	 <p>Site : 03CH07-HY Condition : PEAK_BE_74 3m HF-ANT_130829 HORIZONTAL Detector : Peak Project : 672834 Mode : 57</p>	 <p>Site : 03CH07-HY Condition : PEAK_74 3m HF-ANT_130829 HORIZONTAL Detector : Peak Project : 672834 Mode : 57</p>
Avg.	 <p>Site : 03CH07-HY Condition : AVG_BE_54 3m HF-ANT_130829 HORIZONTAL Detector : Peak Project : 672834 Mode : 57</p>	 <p>Site : 03CH07-HY Condition : AVG_54 3m HF-ANT_130829 HORIZONTAL Detector : Peak Project : 672834 Mode : 57</p>



WIFI	2.4GHz 2400~2483.5MHz Band Edge @ 3m	
ANT	802.11g CH11 2462MHz	
1	Vertical	Fundamental
Peak	 <p>Site : 03CH07-HY Condition : PEAK_BE_74 3m HF-ANT_130829 VERTICAL RBW:1000.000kHz VBW:3000.000kHz SWT:Auto Detector : Peak Project : 672834 Mode : 57 : 65</p>	 <p>Site : 03CH07-HY Condition : PEAK_74 3m HF-ANT_130829 VERTICAL RBW:1000.000kHz VBW:3000.000kHz SWT:Auto Detector : Peak Project : 672834 Mode : 57 : 65</p>
Avg.	 <p>Site : 03CH07-HY Condition : AVG_BE_54 3m HF-ANT_130829 VERTICAL RBW:1000.000kHz VBW:1.000kHz SWT:Auto Detector : Peak Project : 672834 Mode : 57 : 65</p>	 <p>Site : 03CH07-HY Condition : AVG_54 3m HF-ANT_130829 VERTICAL RBW:1000.000kHz VBW:1.000kHz SWT:Auto Detector : Peak Project : 672834 Mode : 57 : 65</p>

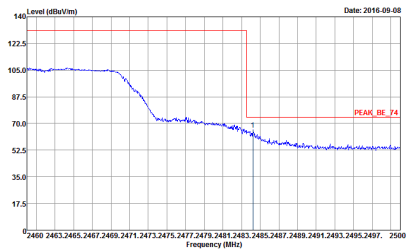
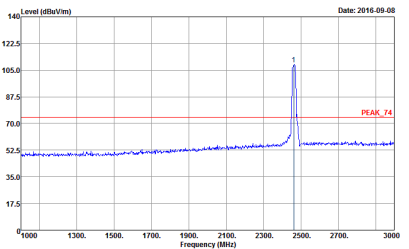
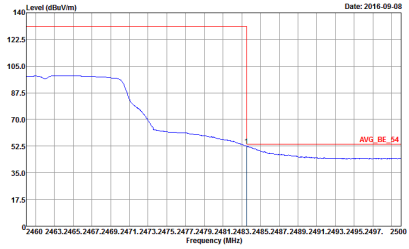
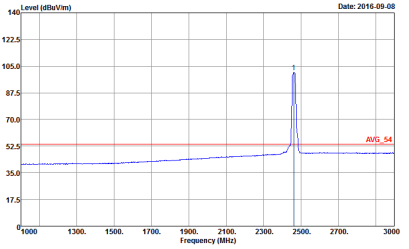


2.4GHz 2400~2483.5MHz
WIFI 802.11g (Harmonic @ 3m)
 (With NB)

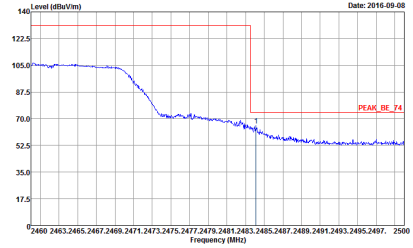
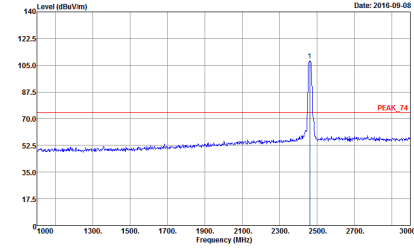
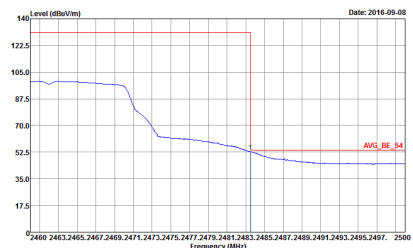
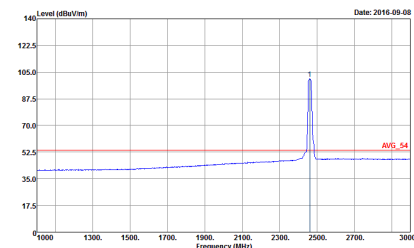
WIFI	2.4GHz 2400~2483.5MHz Harmonic @ 3m	
ANT	802.11g CH11 2462MHz	
1	Horizontal	Vertical
<p>Peak</p> <p>Avg.</p>	 <p>Site : 03CH07-11Y Condition : PEAK_74 3m SHF-EHF_131029 HORIZONTAL Detector : Peak Project : 672834 Mode : 57</p>	 <p>Site : 03CH07-11Y Condition : PEAK_74 3m SHF-EHF_131029 VERTICAL Detector : Peak Project : 672834 Mode : 57</p>



2.4GHz 2400~2483.5MHz
WIFI 802.11g (Band Edge @ 3m)
(EarPhone2)

WIFI	2.4GHz 2400~2483.5MHz Band Edge @ 3m	
ANT	802.11g CH11 2462MHz	
1	Horizontal	Fundamental
Peak	 <p>Site : 03CH07-HY Condition : PEAK_BE_74 3m HF-ANT_130829 HORIZONTAL Detector : Peak Project : 672834 Mode : 65</p>	 <p>Site : 03CH07-HY Condition : PEAK_74 3m HF-ANT_130829 HORIZONTAL Detector : Peak Project : 672834 Mode : 65</p>
Avg.	 <p>Site : 03CH07-HY Condition : AVG_BE_54 3m HF-ANT_130829 HORIZONTAL Detector : Peak Project : 672834 Mode : 65</p>	 <p>Site : 03CH07-HY Condition : AVG_54 3m HF-ANT_130829 HORIZONTAL Detector : Peak Project : 672834 Mode : 65</p>



WIFI	2.4GHz 2400~2483.5MHz Band Edge @ 3m	
ANT	802.11g CH11 2462MHz	
1	Vertical	Fundamental
Peak	 <p>Level (dBuV/m) vs Frequency (MHz) plot showing a peak at 2462 MHz. The y-axis ranges from 17.5 to 140 dBuV/m, and the x-axis ranges from 2460 to 2500 MHz. A red box highlights the peak area, and a red line indicates the peak level at approximately 105 dBuV/m.</p> <p>Site : 03CH07-HY Condition : PEAK_BE_74 3m HF-ANT_130829 VERTICAL RBW:1000.000kHz VBW:3000.000kHz SWT:Auto Detector : Peak Project : 672834 Mode : 58</p>	 <p>Level (dBuV/m) vs Frequency (MHz) plot showing a sharp peak at 2462 MHz. The y-axis ranges from 17.5 to 140 dBuV/m, and the x-axis ranges from 1000 to 3000 MHz. A red box highlights the peak area, and a red line indicates the peak level at approximately 105 dBuV/m.</p> <p>Site : 03CH07-HY Condition : PEAK_74 3m HF-ANT_130829 VERTICAL RBW:1000.000kHz VBW:3000.000kHz SWT:Auto Detector : Peak Project : 672834 Mode : 58</p>
Avg.	 <p>Level (dBuV/m) vs Frequency (MHz) plot showing the average level across the band. The y-axis ranges from 17.5 to 140 dBuV/m, and the x-axis ranges from 2460 to 2500 MHz. A red box highlights the average level area, and a red line indicates the average level at approximately 55 dBuV/m.</p> <p>Site : 03CH07-HY Condition : AVG_BE_54 3m HF-ANT_130829 VERTICAL RBW:1000.000kHz VBW:1.000kHz SWT:Auto Detector : Peak Project : 672834 Mode : 58</p>	 <p>Level (dBuV/m) vs Frequency (MHz) plot showing the average level across the band. The y-axis ranges from 17.5 to 140 dBuV/m, and the x-axis ranges from 1000 to 3000 MHz. A red box highlights the average level area, and a red line indicates the average level at approximately 55 dBuV/m.</p> <p>Site : 03CH07-HY Condition : AVG_54 3m HF-ANT_130829 VERTICAL RBW:1000.000kHz VBW:1.000kHz SWT:Auto Detector : Peak Project : 672834 Mode : 58</p>



2.4GHz 2400~2483.5MHz
WIFI 802.11g (Harmonic @ 3m)
(Earphone 2)

WIFI	2.4GHz 2400~2483.5MHz Harmonic @ 3m	
ANT	802.11g CH11 2462MHz	
1	Horizontal	Vertical
Peak Avg.	<p>Site : 03CH074HY Condition : PEAK_74 3m SHF-EHF_131029 HORIZONTAL Detector : Peak Project : 672834 Mode : 58</p>	<p>Site : 03CH074HY Condition : PEAK_74 3m SHF-EHF_131029 VERTICAL Detector : Peak Project : 672834 Mode : 58</p>



Emission below 1GHz
2.4GHz WIFI 802.11g (LF)

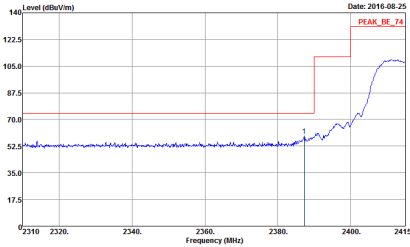
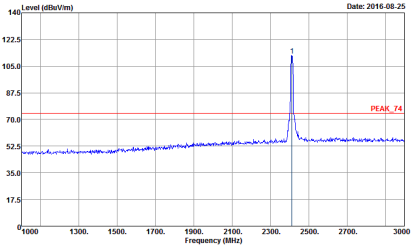
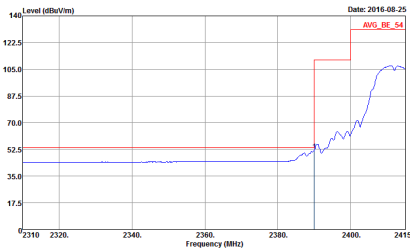
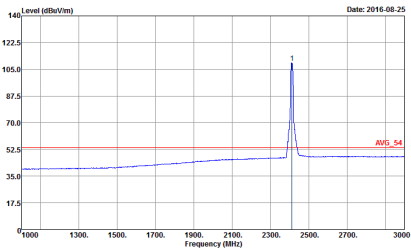
Table with 2 columns: Horizontal and Vertical. Each column contains a graph of Level (dBuV/m) vs Frequency (MHz) from 30 to 1000 MHz. The graphs show a blue signal line and a red QP limit line. Metadata includes Site: 03CH07.HY, Condition: QP 3m LF-ANT-35419(6), and Date: 2016-09-09.



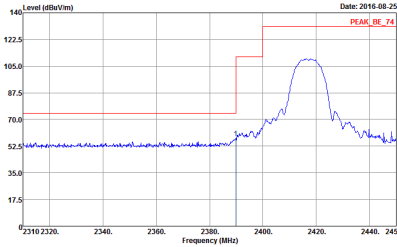
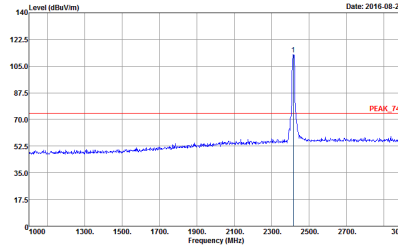
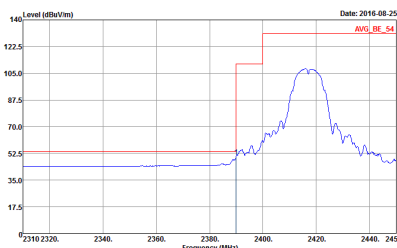
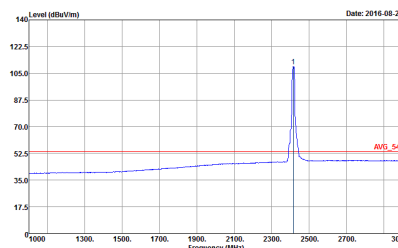
2.4GHz 2400~2483.5MHz
WIFI 802.11b (Band Edge @ 3m)

Table with 4 columns: WIFI, ANT, 1+2, and two plot areas (Horizontal and Fundamental). Rows are labeled 'Peak' and 'Avg.'. Each plot area contains a graph of Level (dBuV/m) vs Frequency (MHz) with associated technical parameters.

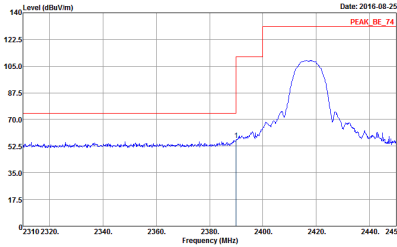
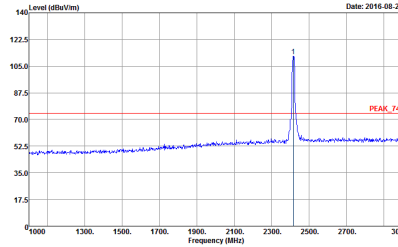
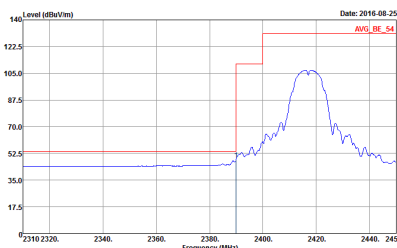
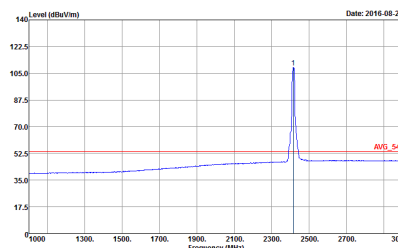


WIFI	2.4GHz 2400~2483.5MHz Band Edge @ 3m	
ANT	802.11b CH01 2412MHz	
1+2	Vertical	Fundamental
Peak	 <p>Date: 2016-08-25 PEAK_BE_74</p> <p>Site : 03CH07-HY Condition : PEAK_BE_74 3m HF-ANT_130829 VERTICAL RBW: 1000.000kHz VBW: 3000.000kHz SWT: Auto Detector : Peak Project : 672834 Mode : 37 72</p>	 <p>Date: 2016-08-25 PEAK_74</p> <p>Site : 03CH07-HY Condition : PEAK_74 3m HF-ANT_130829 VERTICAL RBW: 1000.000kHz VBW: 3000.000kHz SWT: Auto Detector : Peak Project : 672834 Mode : 37 72</p>
Avg.	 <p>Date: 2016-08-25 AVG_BE_54</p> <p>Site : 03CH07-HY Condition : AVG_BE_54 3m HF-ANT_130829 VERTICAL RBW: 1000.000kHz VBW: 0.010kHz SWT: Auto Detector : Peak Project : 672834 Mode : 37 72</p>	 <p>Date: 2016-08-25 AVG_54</p> <p>Site : 03CH07-HY Condition : AVG_54 3m HF-ANT_130829 VERTICAL RBW: 1000.000kHz VBW: 0.010kHz SWT: Auto Detector : Peak Project : 672834 Mode : 37 72</p>

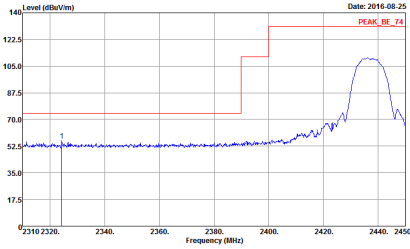
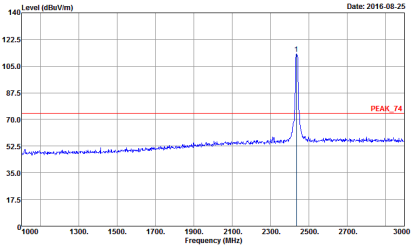
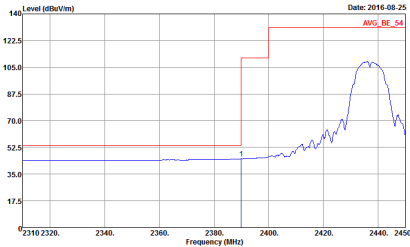
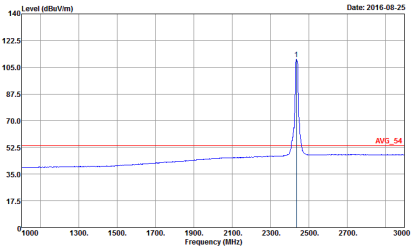


WIFI	2.4GHz 2400~2483.5MHz Band Edge @ 3m	
ANT	802.11b CH02 2417MHz	
1+2	Horizontal	Fundamental
Peak	 <p>Date: 2016-08-25 PEAK_BE_74</p> <p>Site : 03CH07-HY Condition : PEAK_BE_74 3m HF-ANT_130829 HORIZONTAL RBW:1000.000kHz VBW:3000.000kHz SWT:Auto Detector : Peak Project : 672834 Mode : 72</p>	 <p>Date: 2016-08-25 PEAK_74</p> <p>Site : 03CH07-HY Condition : PEAK_74 3m HF-ANT_130829 HORIZONTAL RBW:1000.000kHz VBW:3000.000kHz SWT:Auto Detector : Peak Project : 672834 Mode : 72</p>
Avg.	 <p>Date: 2016-08-25 AVG_BE_54</p> <p>Site : 03CH07-HY Condition : AVG_BE_54 3m HF-ANT_130829 HORIZONTAL RBW:1000.000kHz VBW:0.010kHz SWT:Auto Detector : Peak Project : 672834 Mode : 72</p>	 <p>Date: 2016-08-25 AVG_54</p> <p>Site : 03CH07-HY Condition : AVG_54 3m HF-ANT_130829 HORIZONTAL RBW:1000.000kHz VBW:0.010kHz SWT:Auto Detector : Peak Project : 672834 Mode : 72</p>

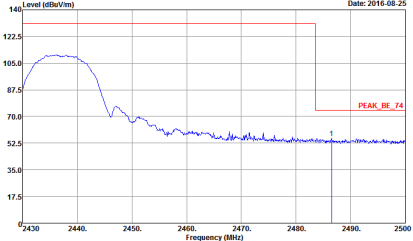
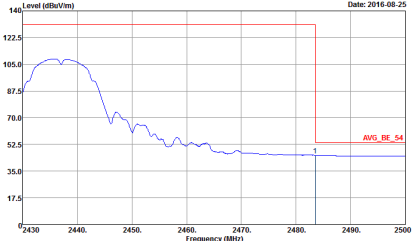


WIFI	2.4GHz 2400~2483.5MHz Band Edge @ 3m	
ANT	802.11b CH02 2417MHz	
1+2	Vertical	Fundamental
Peak	 <p>Date: 2016-08-25 PEAK_BE_74</p> <p>Site : 03CH07-HY Condition : PEAK_BE_74 3m HF-ANT_130829 VERTICAL RBW:1000.000kHz VBW:3000.000kHz SWT:Auto Detector : Peak Project : 672834 Mode : 72</p>	 <p>Date: 2016-08-25 PEAK_74</p> <p>Site : 03CH07-HY Condition : PEAK_74 3m HF-ANT_130829 VERTICAL RBW:1000.000kHz VBW:3000.000kHz SWT:Auto Detector : Peak Project : 672834 Mode : 72</p>
Avg.	 <p>Date: 2016-08-25 AVG_BE_54</p> <p>Site : 03CH07-HY Condition : AVG_BE_54 3m HF-ANT_130829 VERTICAL RBW:1000.000kHz VBW:0.010kHz SWT:Auto Detector : Peak Project : 672834 Mode : 72</p>	 <p>Date: 2016-08-25 AVG_54</p> <p>Site : 03CH07-HY Condition : AVG_54 3m HF-ANT_130829 VERTICAL RBW:1000.000kHz VBW:1.000kHz SWT:Auto Detector : Peak Project : 672834 Mode : 72</p>

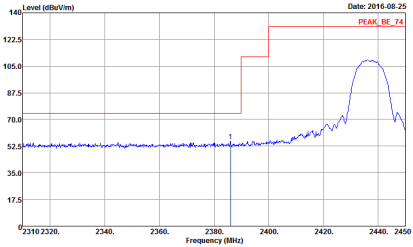
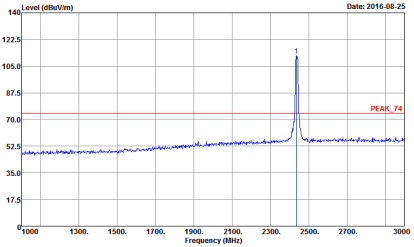
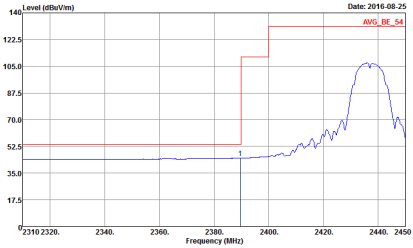
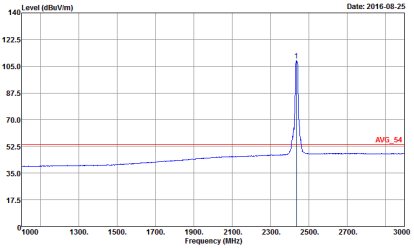


WIFI	2.4GHz 2400~2483.5MHz Band Edge @ 3m	
ANT	802.11b CH06 2437MHz - L	
1+2	Horizontal	Fundamental
Peak	 <p>Level (dBuV/m) vs Frequency (MHz) plot showing a peak at approximately 2437 MHz. The y-axis ranges from 0 to 140 dBuV/m, and the x-axis ranges from 2310 to 2450 MHz. A red horizontal line indicates the peak level at approximately 105 dBuV/m, labeled 'PEAK_BE_74'.</p> <p>Site : 03CH07.HY Condition : PEAK_BE_74 3m HF-ANT_130829 HORIZONTAL RBW: 1000.000kHz VBW: 3000.000kHz SWT: Auto Detector : Peak Project : 672834 Mode : 72</p>	 <p>Level (dBuV/m) vs Frequency (MHz) plot showing a sharp peak at approximately 2437 MHz. The y-axis ranges from 0 to 140 dBuV/m, and the x-axis ranges from 1000 to 3000 MHz. A red horizontal line indicates the peak level at approximately 105 dBuV/m, labeled 'PEAK_74'.</p> <p>Site : 03CH07.HY Condition : PEAK_74 3m HF-ANT_130829 HORIZONTAL RBW: 1000.000kHz VBW: 3000.000kHz SWT: Auto Detector : Peak Project : 672834 Mode : 72</p>
Avg.	 <p>Level (dBuV/m) vs Frequency (MHz) plot showing an average spectrum with a peak at approximately 2437 MHz. The y-axis ranges from 0 to 140 dBuV/m, and the x-axis ranges from 2310 to 2450 MHz. A red horizontal line indicates the average level at approximately 105 dBuV/m, labeled 'AVG_BE_54'.</p> <p>Site : 03CH07.HY Condition : AVG_BE_54 3m HF-ANT_130829 HORIZONTAL RBW: 1000.000kHz VBW: 0.010kHz SWT: Auto Detector : Peak Project : 672834 Mode : 72</p>	 <p>Level (dBuV/m) vs Frequency (MHz) plot showing an average spectrum with a sharp peak at approximately 2437 MHz. The y-axis ranges from 0 to 140 dBuV/m, and the x-axis ranges from 1000 to 3000 MHz. A red horizontal line indicates the average level at approximately 105 dBuV/m, labeled 'AVG_54'.</p> <p>Site : 03CH07.HY Condition : AVG_54 3m HF-ANT_130829 HORIZONTAL RBW: 1000.000kHz VBW: 0.010kHz SWT: Auto Detector : Peak Project : 672834 Mode : 72</p>

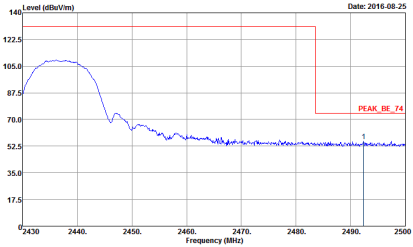
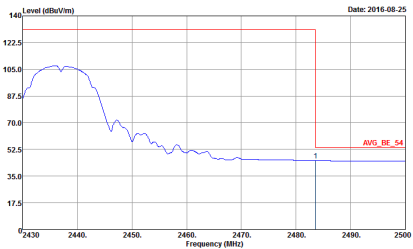


WIFI	2.4GHz 2400~2483.5MHz Band Edge @ 3m	
ANT	802.11b CH06 2437MHz - R	
1+2	Horizontal	Fundamental
<p>Peak</p>	 <p>Date: 2016-08-25</p> <p>Site : 03CH07-HY Condition : PEAK_BE_74 3m HF-ANT_130829 HORIZONTAL RBW: 1000.000kHz VBW: 3000.000kHz SWT: Auto Detector : Peak Project : 672834 Mode : 72</p>	<p>Left blank</p>
<p>Avg.</p>	 <p>Date: 2016-08-25</p> <p>Site : 03CH07-HY Condition : AVG_BE_54 3m HF-ANT_130829 HORIZONTAL RBW: 1000.000kHz VBW: 0.010kHz SWT: Auto Detector : Peak Project : 672834 Mode : 72</p>	<p>Left blank</p>

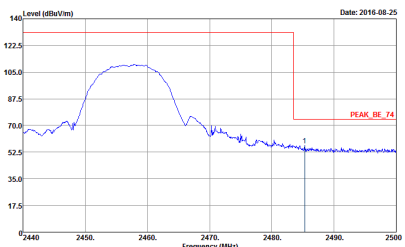
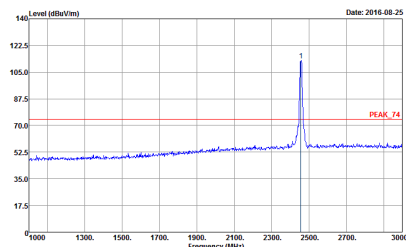
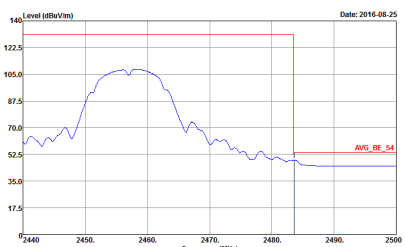
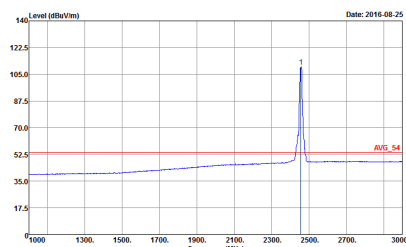


WIFI	2.4GHz 2400~2483.5MHz Band Edge @ 3m	
ANT	802.11b CH06 2437MHz - L	
1+2	Vertical	Fundamental
Peak	 <p>Date: 2016-08-25 PEAK_BE_74</p> <p>Site : 03CH07-HY Condition : PEAK_BE_74 3m HF-ANT_130829 VERTICAL RBW: 1000.000kHz VBW: 3000.000kHz SWT: Auto Detector : Peak Project : 672834 Mode : 72</p>	 <p>Date: 2016-08-25 PEAK_74</p> <p>Site : 03CH07-HY Condition : PEAK_74 3m HF-ANT_130829 VERTICAL RBW: 1000.000kHz VBW: 3000.000kHz SWT: Auto Detector : Peak Project : 672834 Mode : 72</p>
Avg.	 <p>Date: 2016-08-25 AVG_BE_54</p> <p>Site : 03CH07-HY Condition : AVG_BE_54 3m HF-ANT_130829 VERTICAL RBW: 1000.000kHz VBW: 0.010kHz SWT: Auto Detector : Peak Project : 672834 Mode : 72</p>	 <p>Date: 2016-08-25 AVG_54</p> <p>Site : 03CH07-HY Condition : AVG_54 3m HF-ANT_130829 VERTICAL RBW: 1000.000kHz VBW: 0.010kHz SWT: Auto Detector : Peak Project : 672834 Mode : 72</p>

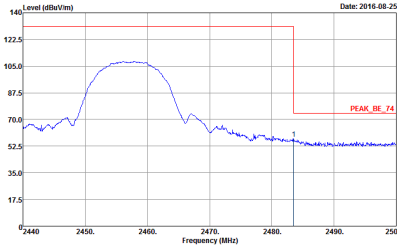
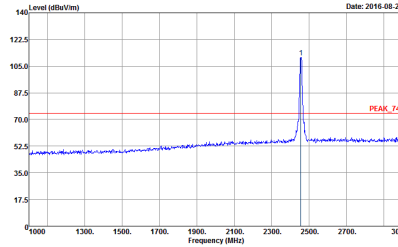
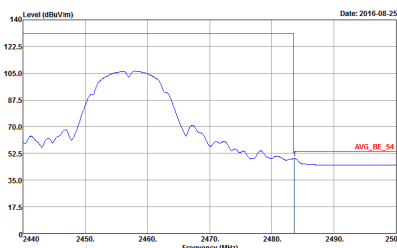
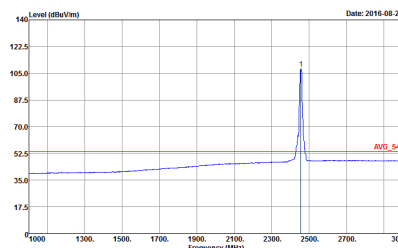


WIFI	2.4GHz 2400~2483.5MHz Band Edge @ 3m	
ANT	802.11b CH06 2437MHz - R	
1+2	Vertical	Fundamental
Peak	 <p>Date: 2016-08-25</p> <p>Site : 03CH07-HY Condition : PEAK_BE_74 3m HF-ANT_130829 VERTICAL RBW: 1000.000kHz VBW: 3000.000kHz SWT: Auto Detector : Peak Project : 672834 Mode : 72</p>	Left blank
Avg.	 <p>Date: 2016-08-25</p> <p>Site : 03CH07-HY Condition : AVG_BE_54 3m HF-ANT_130829 VERTICAL RBW: 1000.000kHz VBW: 0.010kHz SWT: Auto Detector : Peak Project : 672834 Mode : 72</p>	Left blank

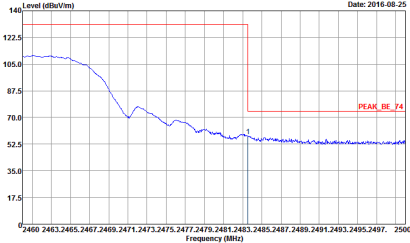
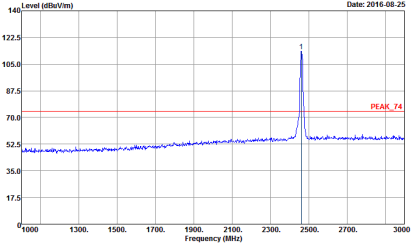
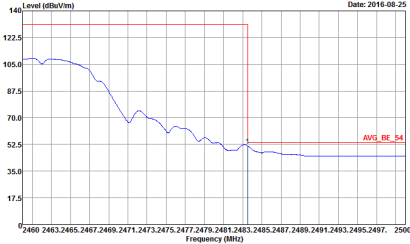
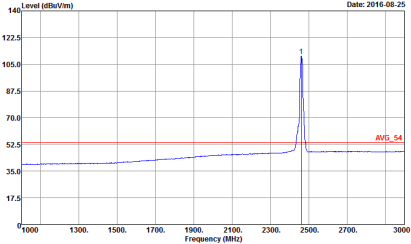


WIFI	2.4GHz 2400~2483.5MHz Band Edge @ 3m	
ANT	802.11b CH10 2457MHz	
1+2	Horizontal	Fundamental
Peak	 <p>Site : 03CH07-HY Condition : PEAK_BE_74 3m HF-ANT_130829 HORIZONTAL : RBW:1000.000kHz VBW:3000.000kHz SWT:Auto Detector : Peak Project : 672834 Mode : 40 : 72</p>	 <p>Site : 03CH07-HY Condition : PEAK_74 3m HF-ANT_130829 HORIZONTAL : RBW:1000.000kHz VBW:3000.000kHz SWT:Auto Detector : Peak Project : 672834 Mode : 40 : 72</p>
Avg.	 <p>Site : 03CH07-HY Condition : AVG_BE_54 3m HF-ANT_130829 HORIZONTAL : RBW:1000.000kHz VBW:0.010kHz SWT:Auto Detector : Peak Project : 672834 Mode : 40 : 72</p>	 <p>Site : 03CH07-HY Condition : AVG_54 3m HF-ANT_130829 HORIZONTAL : RBW:1000.000kHz VBW:0.010kHz SWT:Auto Detector : Peak Project : 672834 Mode : 40 : 72</p>

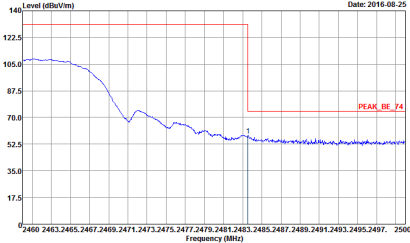
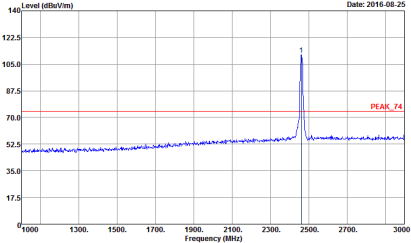
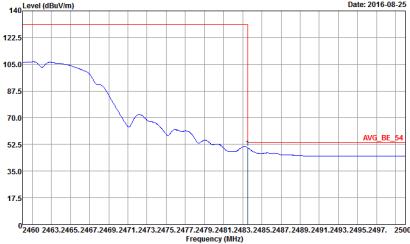
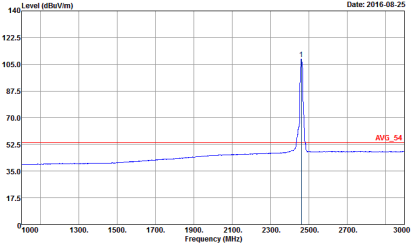


WIFI	2.4GHz 2400~2483.5MHz Band Edge @ 3m	
ANT	802.11b CH10 2457MHz	
1+2	Vertical	Fundamental
Peak	 <p>Date: 2016-08-25</p> <p>Site : 03CH07-HY Condition : PEAK_BE_74 3m HF-ANT_130829 VERTICAL RBW:1000.000kHz VBW:3000.000kHz SWT:Auto Detector : Peak Project : 672834 Mode : 40 : 72</p>	 <p>Date: 2016-08-25</p> <p>Site : 03CH07-HY Condition : PEAK_74 3m HF-ANT_130829 VERTICAL RBW:1000.000kHz VBW:3000.000kHz SWT:Auto Detector : Peak Project : 672834 Mode : 40 : 72</p>
Avg.	 <p>Date: 2016-08-25</p> <p>Site : 03CH07-HY Condition : AVG_BE_54 3m HF-ANT_130829 VERTICAL RBW:1000.000kHz VBW:0.010kHz SWT:Auto Detector : Peak Project : 672834 Mode : 40 : 72</p>	 <p>Date: 2016-08-25</p> <p>Site : 03CH07-HY Condition : AVG_54 3m HF-ANT_130829 VERTICAL RBW:1000.000kHz VBW:0.010kHz SWT:Auto Detector : Peak Project : 672834 Mode : 40 : 72</p>



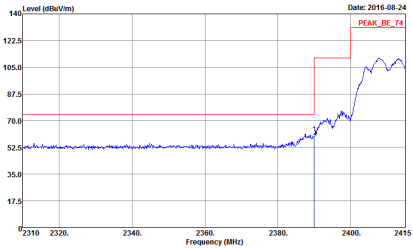
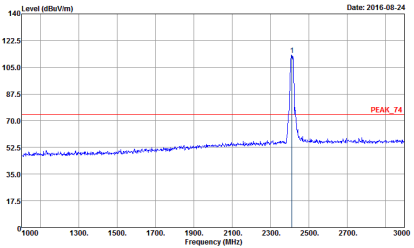
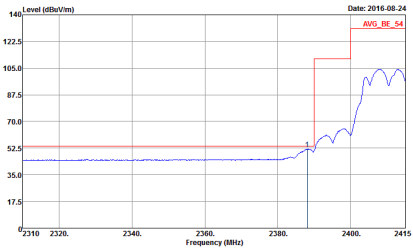
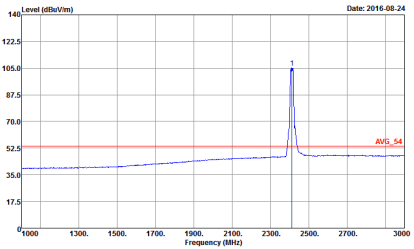
WIFI	2.4GHz 2400~2483.5MHz Band Edge @ 3m	
ANT	802.11b CH11 2462MHz	
1+2	Horizontal	Fundamental
Peak	 <p>Date: 2016-08-25</p> <p>Site : 03CH07-HY Condition : PEAK_BE_74 3m HF-ANT_130829 HORIZONTAL RBW: 1000.000kHz VBW: 3000.000kHz SWT: Auto Detector : Peak Project : 672834 Mode : -41 : 72</p>	 <p>Date: 2016-08-25</p> <p>Site : 03CH07-HY Condition : PEAK_74 3m HF-ANT_130829 HORIZONTAL RBW: 1000.000kHz VBW: 3000.000kHz SWT: Auto Detector : Peak Project : 672834 Mode : -41 : 72</p>
Avg.	 <p>Date: 2016-08-25</p> <p>Site : 03CH07-HY Condition : AVG_BE_54 3m HF-ANT_130829 HORIZONTAL RBW: 1000.000kHz VBW: 0.010kHz SWT: Auto Detector : Peak Project : 672834 Mode : -41 : 72</p>	 <p>Date: 2016-08-25</p> <p>Site : 03CH07-HY Condition : AVG_54 3m HF-ANT_130829 HORIZONTAL RBW: 1000.000kHz VBW: 0.010kHz SWT: Auto Detector : Peak Project : 672834 Mode : -41 : 72</p>



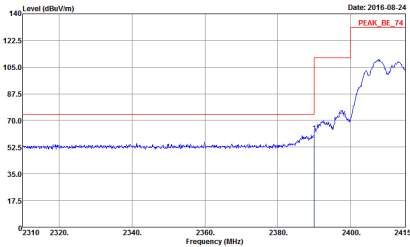
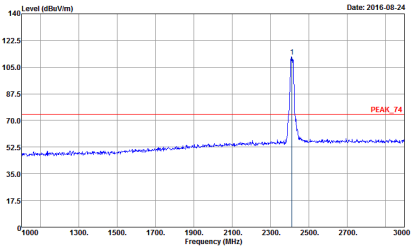
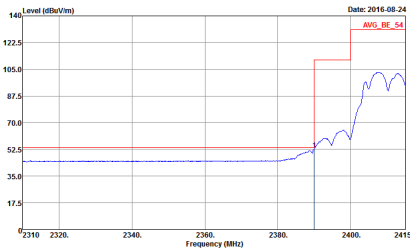
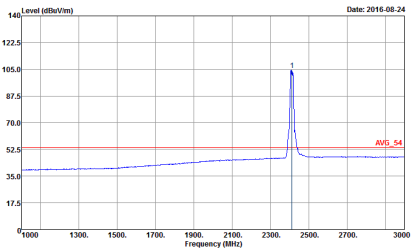
WIFI	2.4GHz 2400~2483.5MHz Band Edge @ 3m	
ANT	802.11b CH11 2462MHz	
1+2	Vertical	Fundamental
Peak	 <p>Date: 2016-08-25</p> <p>Site : 03CH07-HY Condition : PEAK_BE_74 3m HF-ANT_130829 VERTICAL RBW: 1000.000kHz VBW: 3000.000kHz SWT: Auto Detector : Peak Project : 672834 Mode : -41 : 72</p>	 <p>Date: 2016-08-25</p> <p>Site : 03CH07-HY Condition : PEAK_74 3m HF-ANT_130829 VERTICAL RBW: 1000.000kHz VBW: 3000.000kHz SWT: Auto Detector : Peak Project : 672834 Mode : -41 : 72</p>
Avg.	 <p>Date: 2016-08-25</p> <p>Site : 03CH07-HY Condition : AVG_BE_54 3m HF-ANT_130829 VERTICAL RBW: 1000.000kHz VBW: 0.010kHz SWT: Auto Detector : Peak Project : 672834 Mode : -41 : 72</p>	 <p>Date: 2016-08-25</p> <p>Site : 03CH07-HY Condition : AVG_54 3m HF-ANT_130829 VERTICAL RBW: 1000.000kHz VBW: 0.010kHz SWT: Auto Detector : Peak Project : 672834 Mode : -41 : 72</p>



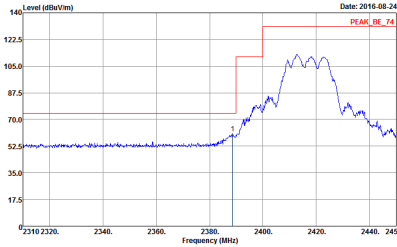
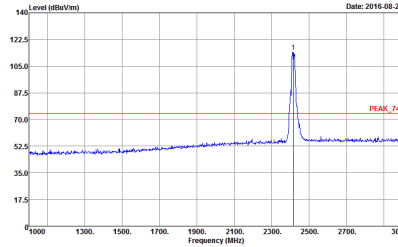
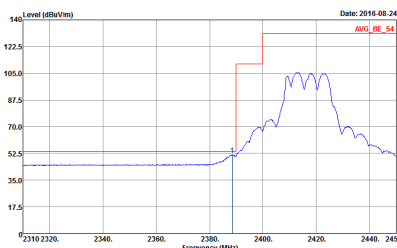
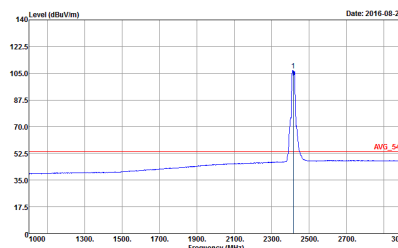
2.4GHz 2400~2483.5MHz
WIFI 802.11g (Band Edge @ 3m)

WIFI	2.4GHz 2400~2483.5MHz Band Edge @ 3m	
ANT	802.11g CH01 2412MHz	
1+2	Horizontal	Fundamental
Peak	 <p>Level (dBuV/m) vs Frequency (MHz) plot showing a peak at 2412 MHz. The y-axis ranges from 17.5 to 140 dBuV/m, and the x-axis ranges from 2310 to 2415 MHz. A red line indicates the peak level at approximately 125 dBuV/m.</p> <p>Date: 2016-08-24 PEAK_BE_74</p> <p>Site : 03CH07-HY Condition : PEAK_BE_74 3m HF-ANT_130829 HORIZONTAL RBW:1000.000kHz VBW:3000.000kHz SWT:Auto Detector : Peak Project : 672834 Mode : 41 66</p>	 <p>Level (dBuV/m) vs Frequency (MHz) plot showing a sharp peak at 2412 MHz. The y-axis ranges from 17.5 to 140 dBuV/m, and the x-axis ranges from 1000 to 3000 MHz. A red line indicates the peak level at approximately 125 dBuV/m.</p> <p>Date: 2016-08-24 PEAK_T4</p> <p>Site : 03CH07-HY Condition : PEAK_T4 3m HF-ANT_130829 HORIZONTAL RBW:1000.000kHz VBW:3000.000kHz SWT:Auto Detector : Peak Project : 672834 Mode : 41 66</p>
Avg.	 <p>Level (dBuV/m) vs Frequency (MHz) plot showing the average level. The y-axis ranges from 17.5 to 140 dBuV/m, and the x-axis ranges from 2310 to 2415 MHz. A red line indicates the average level at approximately 125 dBuV/m.</p> <p>Date: 2016-08-24 AVG_BE_54</p> <p>Site : 03CH07-HY Condition : AVG_BE_54 3m HF-ANT_130829 HORIZONTAL RBW:1000.000kHz VBW:1.000kHz SWT:Auto Detector : Peak Project : 672834 Mode : 41 66</p>	 <p>Level (dBuV/m) vs Frequency (MHz) plot showing the average level. The y-axis ranges from 17.5 to 140 dBuV/m, and the x-axis ranges from 1000 to 3000 MHz. A red line indicates the average level at approximately 125 dBuV/m.</p> <p>Date: 2016-08-24 AVG_54</p> <p>Site : 03CH07-HY Condition : AVG_54 3m HF-ANT_130829 HORIZONTAL RBW:1000.000kHz VBW:1.000kHz SWT:Auto Detector : Peak Project : 672834 Mode : 41 66</p>

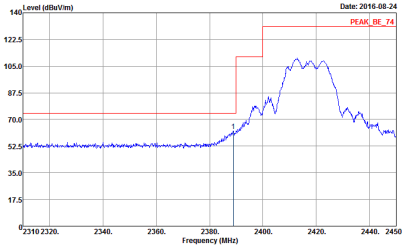
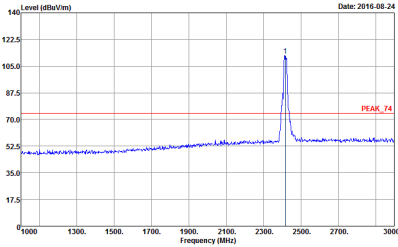
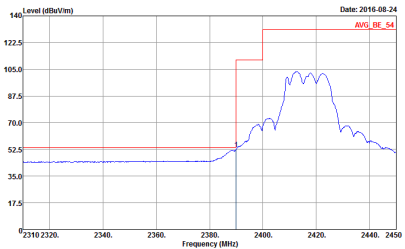
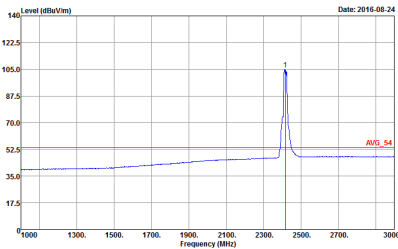


WIFI	2.4GHz 2400~2483.5MHz Band Edge @ 3m	
ANT	802.11g CH01 2412MHz	
1+2	Vertical	Fundamental
Peak	 <p>Date: 2016-08-24 PEAK_BE_74</p> <p>Site : 03CH07-HY Condition : PEAK_BE_74 3m HF-ANT_130829 VERTICAL RBW: 1000.000kHz VBW: 3000.000kHz SWT: Auto Detector : Peak Project : 672834 Mode : 41 66</p>	 <p>Date: 2016-08-24 PEAK_74</p> <p>Site : 03CH07-HY Condition : PEAK_74 3m HF-ANT_130829 VERTICAL RBW: 1000.000kHz VBW: 3000.000kHz SWT: Auto Detector : Peak Project : 672834 Mode : 41 66</p>
Avg.	 <p>Date: 2016-08-24 AVG_BE_54</p> <p>Site : 03CH07-HY Condition : AVG_BE_54 3m HF-ANT_130829 VERTICAL RBW: 1000.000kHz VBW: 1.000kHz SWT: Auto Detector : Peak Project : 672834 Mode : 41 66</p>	 <p>Date: 2016-08-24 AVG_54</p> <p>Site : 03CH07-HY Condition : AVG_54 3m HF-ANT_130829 VERTICAL RBW: 1000.000kHz VBW: 1.000kHz SWT: Auto Detector : Peak Project : 672834 Mode : 41 66</p>

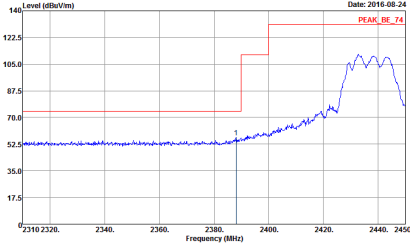
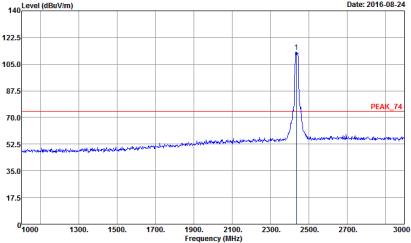
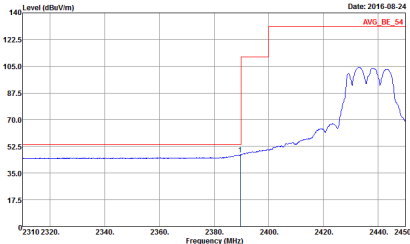
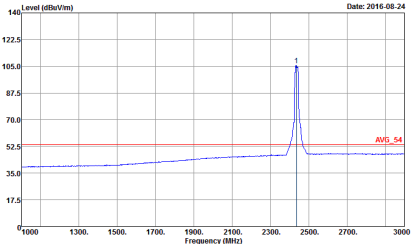


WIFI	2.4GHz 2400~2483.5MHz Band Edge @ 3m	
ANT	802.11g CH02 2417MHz	
1+2	Horizontal	Fundamental
Peak	 <p>Site : 03CH07-HY Condition : PEAK_BE_74 3m HF-ANT_130829 HORIZONTAL RBW:1000.000kHz VBW:3000.000kHz SVT:Auto Detector : Peak Project : 672834 Mode : 43</p>	 <p>Site : 03CH07-HY Condition : PEAK_74 3m HF-ANT_130829 HORIZONTAL RBW:1000.000kHz VBW:3000.000kHz SVT:Auto Detector : Peak Project : 672834 Mode : 43</p>
Avg.	 <p>Site : 03CH07-HY Condition : AVG_BE_54 3m HF-ANT_130829 HORIZONTAL RBW:1000.000kHz VBW:1.000kHz SVT:Auto Detector : Peak Project : 672834 Mode : 43</p>	 <p>Site : 03CH07-HY Condition : AVG_54 3m HF-ANT_130829 HORIZONTAL RBW:1000.000kHz VBW:1.000kHz SVT:Auto Detector : Peak Project : 672834 Mode : 43</p>

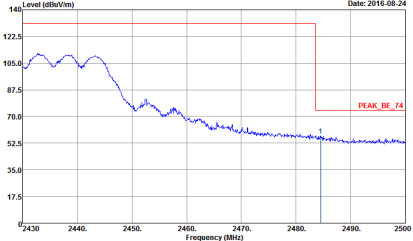
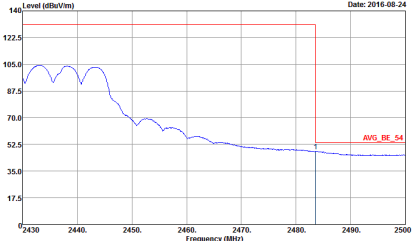


WIFI	2.4GHz 2400~2483.5MHz Band Edge @ 3m	
ANT	802.11g CH02 2417MHz	
1+2	Vertical	Fundamental
Peak	 <p>Date: 2016-08-24 PEAK_BE_74</p> <p>Site : 03CH07-HY Condition : PEAK_BE_74 3m HF-ANT_130829 VERTICAL RBW:1000.000kHz VBW:3000.000kHz SWT:Auto Detector : Peak Project : 672834 Mode : 43</p>	 <p>Date: 2016-08-24 PEAK_74</p> <p>Site : 03CH07-HY Condition : PEAK_74 3m HF-ANT_130829 VERTICAL RBW:1000.000kHz VBW:3000.000kHz SWT:Auto Detector : Peak Project : 672834 Mode : 43</p>
Avg.	 <p>Date: 2016-08-24 AVG_BE_54</p> <p>Site : 03CH07-HY Condition : AVG_BE_54 3m HF-ANT_130829 VERTICAL RBW:1000.000kHz VBW:1.000kHz SWT:Auto Detector : Peak Project : 672834 Mode : 43</p>	 <p>Date: 2016-08-24 AVG_54</p> <p>Site : 03CH07-HY Condition : AVG_54 3m HF-ANT_130829 VERTICAL RBW:1000.000kHz VBW:1.000kHz SWT:Auto Detector : Peak Project : 672834 Mode : 43</p>

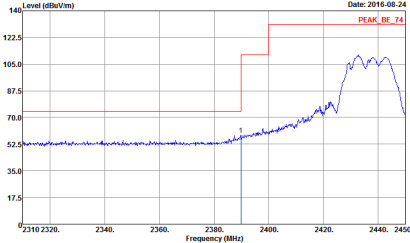
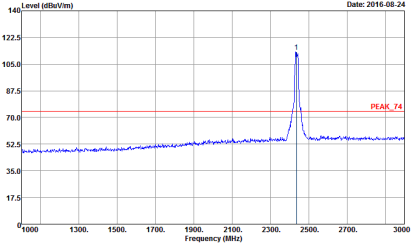
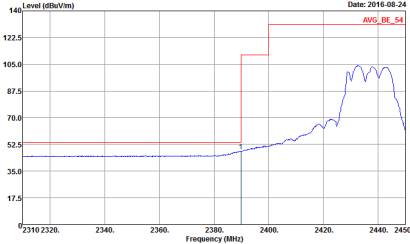
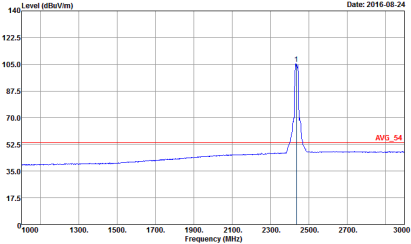


WIFI	2.4GHz 2400~2483.5MHz Band Edge @ 3m	
ANT	802.11g CH06 2437MHz - L	
1+2	Horizontal	Fundamental
Peak	 <p>Date: 2016-08-24 PEAK_BE_74</p> <p>Site : 03CH07-HY Condition : PEAK_BE_74 3m HF-ANT_130829 HORIZONTAL RBW: 1000.000kHz VBW: 3000.000kHz SWT: Auto Detector : Peak Project : 672834 Mode : 44</p>	 <p>Date: 2016-08-24 PEAK_74</p> <p>Site : 03CH07-HY Condition : PEAK_74 3m HF-ANT_130829 HORIZONTAL RBW: 1000.000kHz VBW: 3000.000kHz SWT: Auto Detector : Peak Project : 672834 Mode : 44</p>
Avg.	 <p>Date: 2016-08-24 AVG_BE_54</p> <p>Site : 03CH07-HY Condition : AVG_BE_54 3m HF-ANT_130829 HORIZONTAL RBW: 1000.000kHz VBW: 1.000kHz SWT: Auto Detector : Peak Project : 672834 Mode : 44</p>	 <p>Date: 2016-08-24 AVG_54</p> <p>Site : 03CH07-HY Condition : AVG_54 3m HF-ANT_130829 HORIZONTAL RBW: 1000.000kHz VBW: 1.000kHz SWT: Auto Detector : Peak Project : 672834 Mode : 44</p>

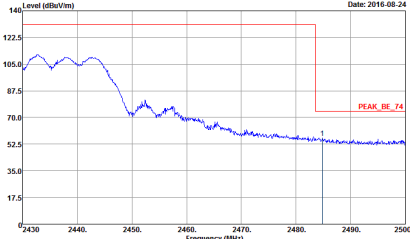
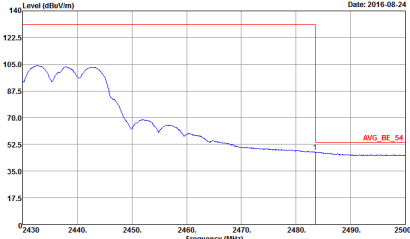


WIFI	2.4GHz 2400~2483.5MHz Band Edge @ 3m	
ANT	802.11g CH06 2437MHz - R	
1+2	Horizontal	Fundamental
Peak	 <p>Date: 2016-08-24</p> <p>Site : 03CH07-HY Condition : PEAK_BE_74 3m HF-ANT_130829 HORIZONTAL RBW: 1000.000kHz VBW: 3000.000kHz SWT: Auto Detector : Peak Project : 672834 Mode : 44</p>	Left blank
Avg.	 <p>Date: 2016-08-24</p> <p>Site : 03CH07-HY Condition : AVG_BE_54 3m HF-ANT_130829 HORIZONTAL RBW: 1000.000kHz VBW: 1.000kHz SWT: Auto Detector : Peak Project : 672834 Mode : 44</p>	Left blank

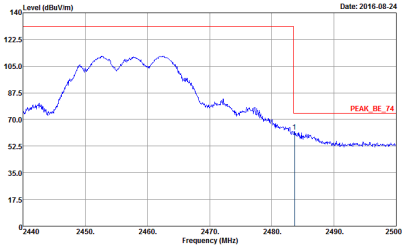
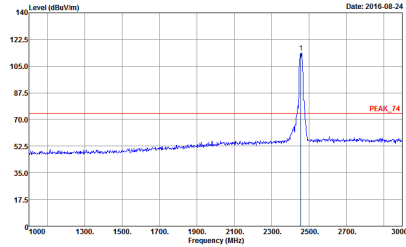
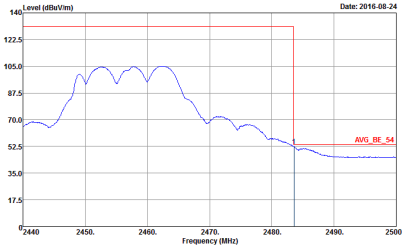
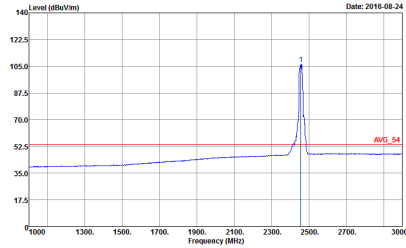


WIFI	2.4GHz 2400~2483.5MHz Band Edge @ 3m	
ANT	802.11g CH06 2437MHz - L	
1+2	Vertical	Fundamental
Peak	 <p> Date: 2016-08-24 Site : 03CH07-HY Condition : PEAK_BE_74 3m HF-ANT_130829 VERTICAL RBW: 1000.000kHz VBW: 3000.000kHz SWT: Auto Detector : Peak Project : 672834 Mode : 44 </p>	 <p> Date: 2016-08-24 Site : 03CH07-HY Condition : PEAK_74 3m HF-ANT_130829 VERTICAL RBW: 1000.000kHz VBW: 3000.000kHz SWT: Auto Detector : Peak Project : 672834 Mode : 44 </p>
Avg.	 <p> Date: 2016-08-24 Site : 03CH07-HY Condition : AVG_BE_54 3m HF-ANT_130829 VERTICAL RBW: 1000.000kHz VBW: 1.000kHz SWT: Auto Detector : Peak Project : 672834 Mode : 44 </p>	 <p> Date: 2016-08-24 Site : 03CH07-HY Condition : AVG_54 3m HF-ANT_130829 VERTICAL RBW: 1000.000kHz VBW: 1.000kHz SWT: Auto Detector : Peak Project : 672834 Mode : 44 </p>

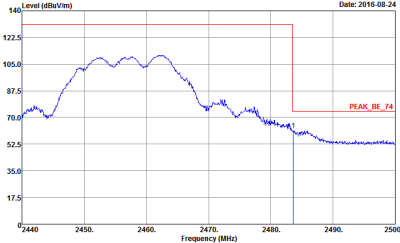
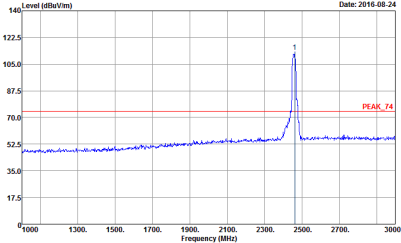
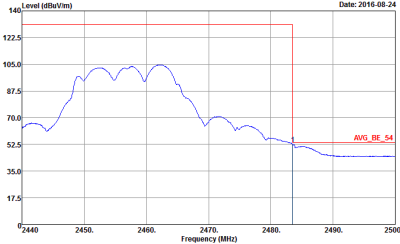
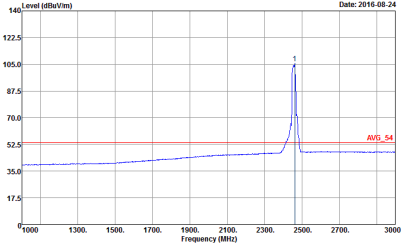


WIFI	2.4GHz 2400~2483.5MHz Band Edge @ 3m	
ANT	802.11g CH06 2437MHz - R	
1+2	Vertical	Fundamental
<p>Peak</p>	 <p>Date: 2016-08-24</p> <p>Site : 03CH07-HY Condition : PEAK_BE_74 3m HF-ANT_130829 VERTICAL RBW: 1000.000kHz VBW: 3000.000kHz SWT: Auto Detector : Peak Project : 672834 Mode : 44</p>	<p>Left Blank</p>
<p>Avg.</p>	 <p>Date: 2016-08-24</p> <p>Site : 03CH07-HY Condition : AVG_BE_54 3m HF-ANT_130829 VERTICAL RBW: 1000.000kHz VBW: 1.000kHz SWT: Auto Detector : Peak Project : 672834 Mode : 44</p>	<p>Left Blank</p>

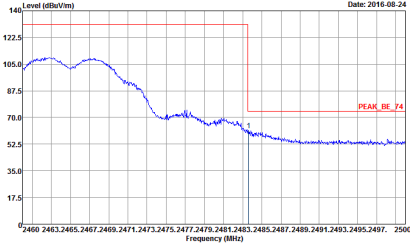
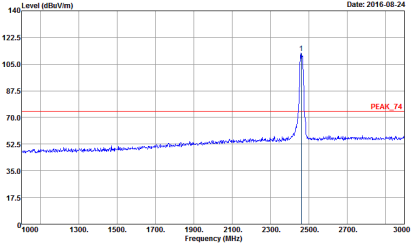
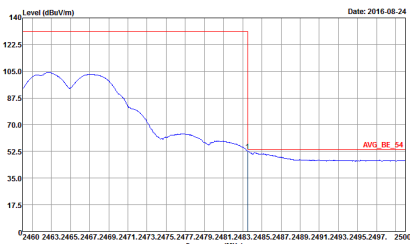
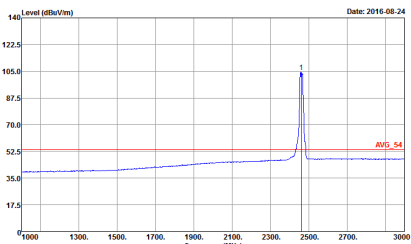


WIFI	2.4GHz 2400~2483.5MHz Band Edge @ 3m	
ANT	802.11g CH10 2457MHz	
1+2	Horizontal	Fundamental
Peak	 <p>Date: 2016-08-24</p> <p>Level (dBuV/m)</p> <p>Frequency (MHz)</p> <p>PEAK_BE_74</p> <p>Site : 03CH07-HY Condition : PEAK_BE_74 3m HF-ANT_130829 HORIZONTAL RBW:1000.000kHz VBW:3000.000kHz SVT:Auto Detector : Peak Project : 672834 Mode : 45</p>	 <p>Date: 2016-08-24</p> <p>Level (dBuV/m)</p> <p>Frequency (MHz)</p> <p>PEAK_74</p> <p>Site : 03CH07-HY Condition : PEAK_74 3m HF-ANT_130829 HORIZONTAL RBW:1000.000kHz VBW:3000.000kHz SVT:Auto Detector : Peak Project : 672834 Mode : 45</p>
Avg.	 <p>Date: 2016-08-24</p> <p>Level (dBuV/m)</p> <p>Frequency (MHz)</p> <p>AVG_BE_54</p> <p>Site : 03CH07-HY Condition : AVG_BE_54 3m HF-ANT_130829 HORIZONTAL RBW:1000.000kHz VBW:1.000kHz SVT:Auto Detector : Peak Project : 672834 Mode : 45</p>	 <p>Date: 2016-08-24</p> <p>Level (dBuV/m)</p> <p>Frequency (MHz)</p> <p>AVG_54</p> <p>Site : 03CH07-HY Condition : AVG_54 3m HF-ANT_130829 HORIZONTAL RBW:1000.000kHz VBW:1.000kHz SVT:Auto Detector : Peak Project : 672834 Mode : 45</p>

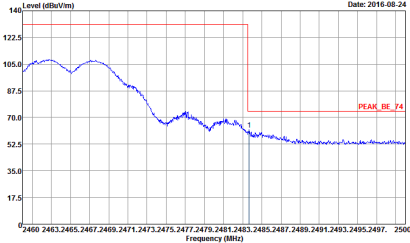
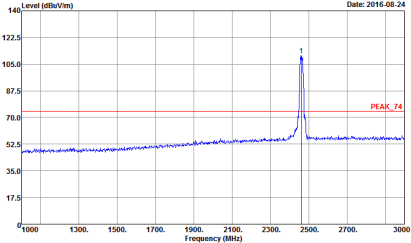
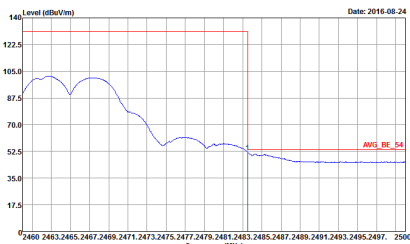
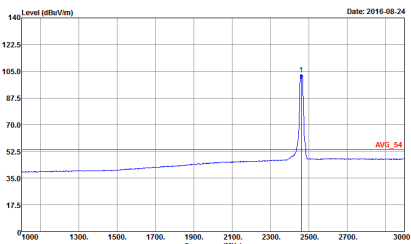


WIFI	2.4GHz 2400~2483.5MHz Band Edge @ 3m	
ANT	802.11g CH10 2457MHz	
1+2	Vertical	Fundamental
Peak	 <p>Site : 03CH07-HY Condition : PEAK_BE_74 3m HF-ANT_130829 VERTICAL Detector : Peak Project : 672834 Mode : 45</p>	 <p>Site : 03CH07-HY Condition : PEAK_74 3m HF-ANT_130829 VERTICAL Detector : Peak Project : 672834 Mode : 45</p>
Avg.	 <p>Site : 03CH07-HY Condition : AVG_BE_54 3m HF-ANT_130829 VERTICAL Detector : Peak Project : 672834 Mode : 45</p>	 <p>Site : 03CH07-HY Condition : AVG_54 3m HF-ANT_130829 VERTICAL Detector : Peak Project : 672834 Mode : 45</p>



WIFI	2.4GHz 2400~2483.5MHz Band Edge @ 3m	
ANT	802.11g CH11 2462MHz	
1+2	Horizontal	Fundamental
Peak	 <p>Site : 03CH07.HY Condition : PEAK_BE_74 3m HF-ANT_130829 HORIZONTAL RBW:1000.000kHz VBW:3000.000kHz SWT:Auto Detector : Peak Project : 672834 Mode : 46 : 62</p>	 <p>Site : 03CH07.HY Condition : PEAK_74 3m HF-ANT_130829 HORIZONTAL RBW:1000.000kHz VBW:3000.000kHz SWT:Auto Detector : Peak Project : 672834 Mode : 46 : 62</p>
Avg.	 <p>Site : 03CH07.HY Condition : AVG_BE_54 3m HF-ANT_130829 HORIZONTAL RBW:1000.000kHz VBW:1.000kHz SWT:Auto Detector : Peak Project : 672834 Mode : 46 : 62</p>	 <p>Site : 03CH07.HY Condition : AVG_54 3m HF-ANT_130829 HORIZONTAL RBW:1000.000kHz VBW:1.000kHz SWT:Auto Detector : Peak Project : 672834 Mode : 46 : 62</p>



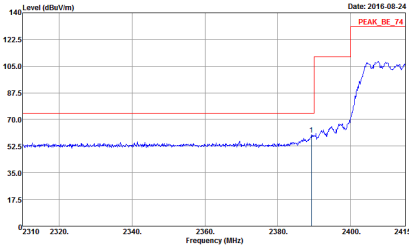
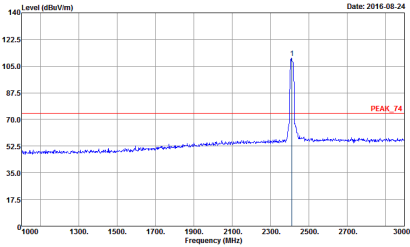
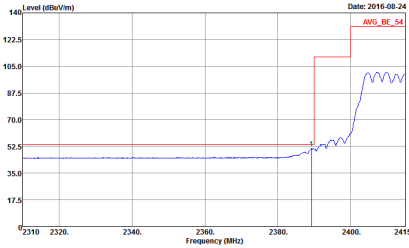
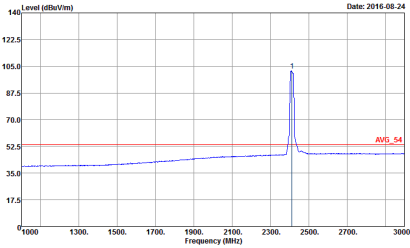
WIFI	2.4GHz 2400~2483.5MHz Band Edge @ 3m	
ANT	802.11g CH11 2462MHz	
1+2	Vertical	Fundamental
Peak	 <p>Site : 03CH07.HY Condition : PEAK_BE_74 3m HF-ANT_130829 VERTICAL RBW:1000.000kHz VBW:3000.000kHz SWT:Auto Detector : Peak Project : 672834 Mode : 46 : 62</p>	 <p>Site : 03CH07.HY Condition : PEAK_74 3m HF-ANT_130829 VERTICAL RBW:1000.000kHz VBW:3000.000kHz SWT:Auto Detector : Peak Project : 672834 Mode : 46 : 62</p>
Avg.	 <p>Site : 03CH07.HY Condition : AVG_BE_54 3m HF-ANT_130829 VERTICAL RBW:1000.000kHz VBW:1.000kHz SWT:Auto Detector : Peak Project : 672834 Mode : 46 : 62</p>	 <p>Site : 03CH07.HY Condition : AVG_54 3m HF-ANT_130829 VERTICAL RBW:1000.000kHz VBW:1.000kHz SWT:Auto Detector : Peak Project : 672834 Mode : 46 : 62</p>



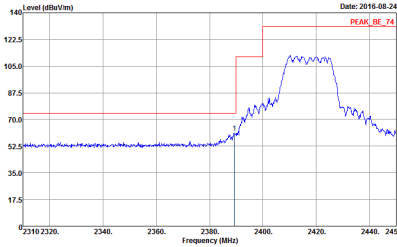
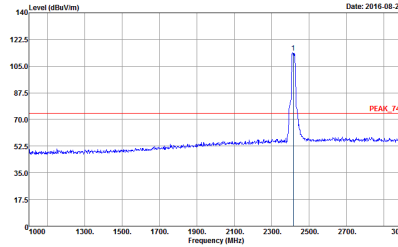
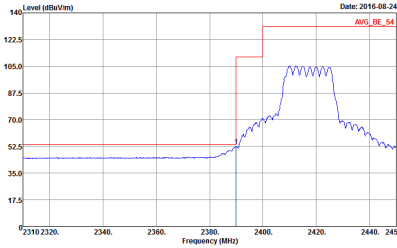
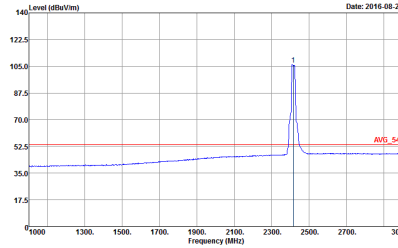
2.4GHz 2400~2483.5MHz
WIFI 802.11ac VHT20 (Band Edge @ 3m)

Table with 4 columns: WIFI, ANT, 1+2, and two sub-columns for Horizontal and Fundamental. Rows are labeled 'Peak' and 'Avg.' containing spectral plots and technical details.

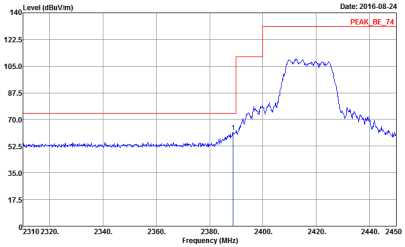
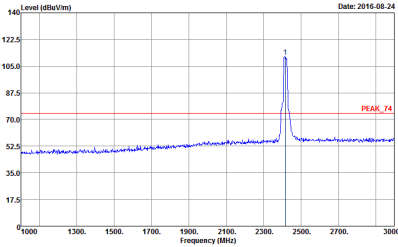
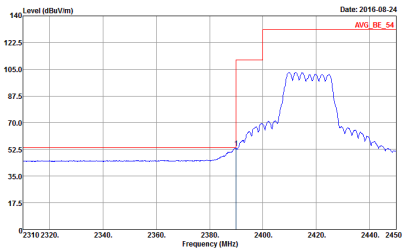
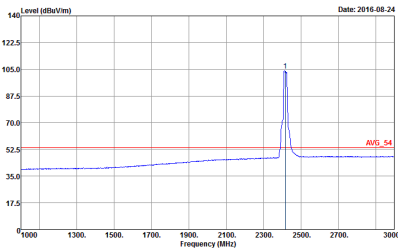


WIFI	2.4GHz 2400~2483.5MHz Band Edge @ 3m	
ANT	802.11ac VHT20 CH01 2412MHz	
1+2	Vertical	Fundamental
<p>Peak</p>	 <p>Site : 03CH07-HY Condition : PEAK_BE_74 3m HF-ANT_130829 VERTICAL RBW:1000.000kHz VBW:3000.000kHz SWT:Auto Detector : Peak Project : 672834 Mode : 47 : 60</p>	 <p>Site : 03CH07-HY Condition : PEAK_74 3m HF-ANT_130829 VERTICAL RBW:1000.000kHz VBW:3000.000kHz SWT:Auto Detector : Peak Project : 672834 Mode : 47 : 60</p>
<p>Avg.</p>	 <p>Site : 03CH07-HY Condition : AVG_BE_54 3m HF-ANT_130829 VERTICAL RBW:1000.000kHz VBW:1.000kHz SWT:Auto Detector : Peak Project : 672834 Mode : 47 : 60</p>	 <p>Site : 03CH07-HY Condition : AVG_54 3m HF-ANT_130829 VERTICAL RBW:1000.000kHz VBW:1.000kHz SWT:Auto Detector : Peak Project : 672834 Mode : 47 : 60</p>

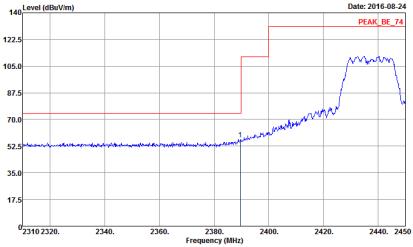
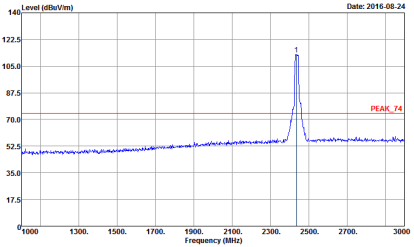
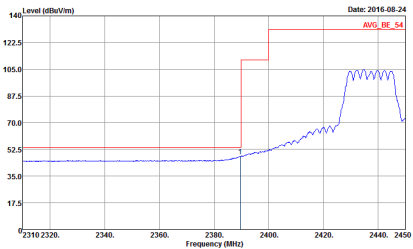
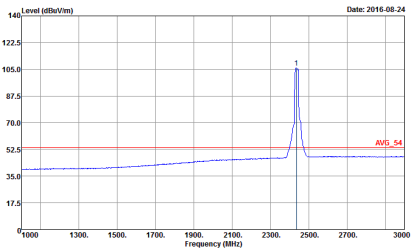


WIFI	2.4GHz 2400~2483.5MHz Band Edge @ 3m	
ANT	802.11ac VHT20 CH02 2417MHz	
1+2	Horizontal	Fundamental
Peak	 <p>Date: 2016-08-24 PEAK_BE_74</p> <p>Site : 03CH07-HY Condition : PEAK_BE_74 3m HF-ANT_130829 HORIZONTAL RBW:1000.000kHz VBW:3000.000kHz SVT:Auto Detector : Peak Project : 672834 Mode : 48</p>	 <p>Date: 2016-08-24 PEAK_74</p> <p>Site : 03CH07-HY Condition : PEAK_74 3m HF-ANT_130829 HORIZONTAL RBW:1000.000kHz VBW:3000.000kHz SVT:Auto Detector : Peak Project : 672834 Mode : 48</p>
Avg.	 <p>Date: 2016-08-24 AVG_BE_54</p> <p>Site : 03CH07-HY Condition : AVG_BE_54 3m HF-ANT_130829 HORIZONTAL RBW:1000.000kHz VBW:1.000kHz SVT:Auto Detector : Peak Project : 672834 Mode : 48</p>	 <p>Date: 2016-08-24 AVG_54</p> <p>Site : 03CH07-HY Condition : AVG_54 3m HF-ANT_130829 HORIZONTAL RBW:1000.000kHz VBW:1.000kHz SVT:Auto Detector : Peak Project : 672834 Mode : 48</p>

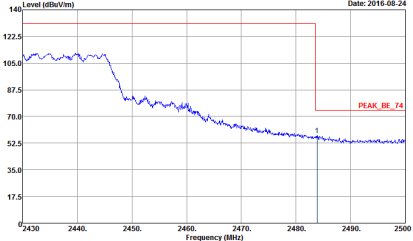
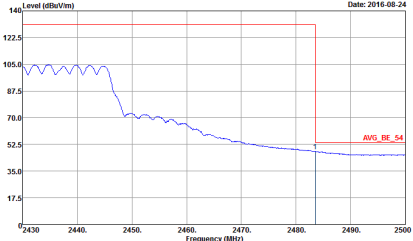


WIFI	2.4GHz 2400~2483.5MHz Band Edge @ 3m	
ANT	802.11ac VHT20 CH02 2417MHz	
1+2	Vertical	Fundamental
Peak	 <p>Date: 2016-08-24 PEAK_BE_74</p> <p>Site : 03CH07-HY Condition : PEAK_BE_74 3m HF-ANT_130829 VERTICAL RBW:1000.000kHz VBW:3000.000kHz SWT:Auto Detector : Peak Project : 672834 Mode : 48</p>	 <p>Date: 2016-08-24 PEAK_74</p> <p>Site : 03CH07-HY Condition : PEAK_74 3m HF-ANT_130829 VERTICAL RBW:1000.000kHz VBW:3000.000kHz SWT:Auto Detector : Peak Project : 672834 Mode : 48</p>
Avg.	 <p>Date: 2016-08-24 AVG_BE_54</p> <p>Site : 03CH07-HY Condition : AVG_BE_54 3m HF-ANT_130829 VERTICAL RBW:1000.000kHz VBW:1.000kHz SWT:Auto Detector : Peak Project : 672834 Mode : 48</p>	 <p>Date: 2016-08-24 AVG_54</p> <p>Site : 03CH07-HY Condition : AVG_54 3m HF-ANT_130829 VERTICAL RBW:1000.000kHz VBW:1.000kHz SWT:Auto Detector : Peak Project : 672834 Mode : 48</p>

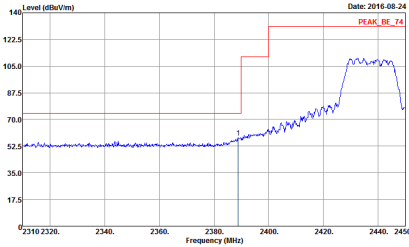
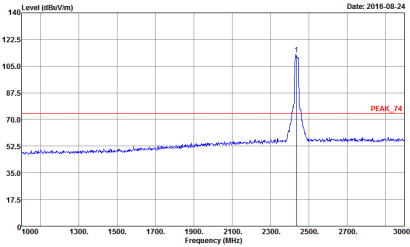
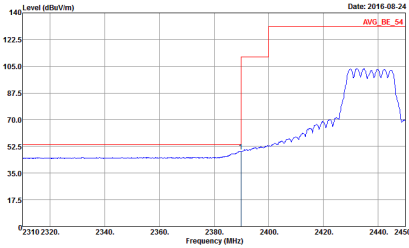
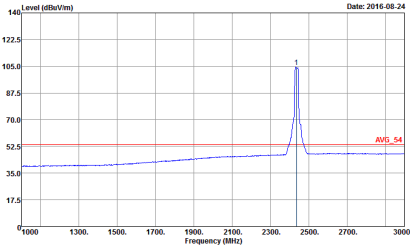


WIFI	2.4GHz 2400~2483.5MHz Band Edge @ 3m	
ANT	802.11ac VHT20 CH06 2437MHz - L	
1+2	Horizontal	Fundamental
Peak	 <p>Level (dBuV/m) vs Frequency (MHz) plot showing a peak at approximately 2437 MHz. The y-axis ranges from 17.5 to 140 dBuV/m, and the x-axis ranges from 2310 to 2450 MHz. A red horizontal line indicates the peak level at approximately 135 dBuV/m.</p> <p>Site : 03CH07.HY Condition : PEAK_BE_74 3m HF-ANT_130829 HORIZONTAL RBW:1000.000kHz VBW:3000.000kHz SWT:Auto Detector : Peak Project : 672834 Mode : 49</p>	 <p>Level (dBuV/m) vs Frequency (MHz) plot showing a sharp peak at approximately 2437 MHz. The y-axis ranges from 17.5 to 140 dBuV/m, and the x-axis ranges from 1000 to 3000 MHz. A red horizontal line indicates the peak level at approximately 135 dBuV/m.</p> <p>Site : 03CH07.HY Condition : PEAK_74 3m HF-ANT_130829 HORIZONTAL RBW:1000.000kHz VBW:3000.000kHz SWT:Auto Detector : Peak Project : 672834 Mode : 49</p>
Avg.	 <p>Level (dBuV/m) vs Frequency (MHz) plot showing an average spectrum with a peak at approximately 2437 MHz. The y-axis ranges from 17.5 to 140 dBuV/m, and the x-axis ranges from 2310 to 2450 MHz. A red horizontal line indicates the average level at approximately 135 dBuV/m.</p> <p>Site : 03CH07.HY Condition : AVG_BE_54 3m HF-ANT_130829 HORIZONTAL RBW:1000.000kHz VBW:1.000kHz SWT:Auto Detector : Peak Project : 672834 Mode : 49</p>	 <p>Level (dBuV/m) vs Frequency (MHz) plot showing an average spectrum with a sharp peak at approximately 2437 MHz. The y-axis ranges from 17.5 to 140 dBuV/m, and the x-axis ranges from 1000 to 3000 MHz. A red horizontal line indicates the average level at approximately 135 dBuV/m.</p> <p>Site : 03CH07.HY Condition : AVG_54 3m HF-ANT_130829 HORIZONTAL RBW:1000.000kHz VBW:1.000kHz SWT:Auto Detector : Peak Project : 672834 Mode : 49</p>

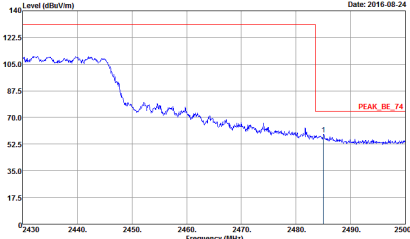
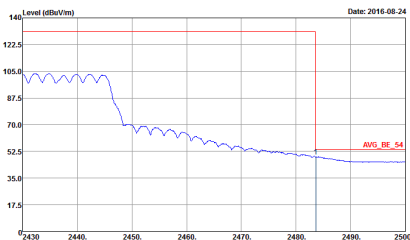


WIFI	2.4GHz 2400~2483.5MHz Band Edge @ 3m	
ANT	802.11ac VH20 CH06 2437MHz - R	
1+2	Horizontal	Fundamental
<p>Peak</p>	 <p>Date: 2016-08-24</p> <p>Site : 03CH07-HY Condition : PEAK_BE_74 3m HF-ANT_130829 HORIZONTAL RBW: 1000.000kHz VBW: 3000.000kHz SWT: Auto Detector : Peak Project : 672834 Mode : 49</p>	<p>Left blank</p>
<p>Avg.</p>	 <p>Date: 2016-08-24</p> <p>Site : 03CH07-HY Condition : AVG_BE_54 3m HF-ANT_130829 HORIZONTAL RBW: 1000.000kHz VBW: 1.000kHz SWT: Auto Detector : Peak Project : 672834 Mode : 49</p>	<p>Left blank</p>

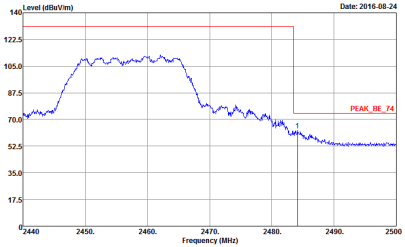
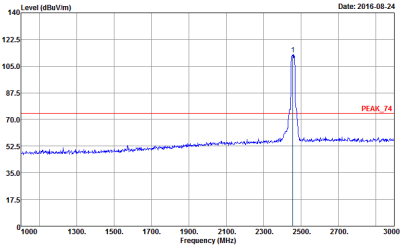
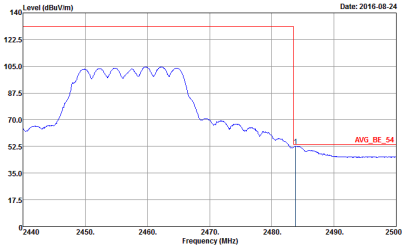
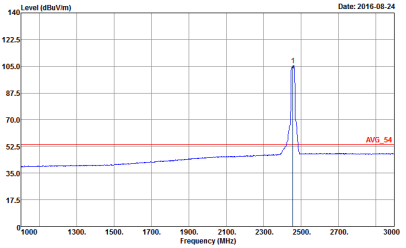


WIFI	2.4GHz 2400~2483.5MHz Band Edge @ 3m	
ANT	802.11ac VH20 CH06 2437MHz - L	
1+2	Vertical	Fundamental
Peak	 <p>Date: 2016-08-24 PEAK_BE_74</p> <p>Site : 03CH07-HY Condition : PEAK_BE_74 3m HF-ANT_130829 VERTICAL RBW: 1000.000kHz VBW: 3000.000kHz SWT: Auto Detector : Peak Project : 672834 Mode : 49</p>	 <p>Date: 2016-08-24 PEAK_74</p> <p>Site : 03CH07-HY Condition : PEAK_74 3m HF-ANT_130829 VERTICAL RBW: 1000.000kHz VBW: 3000.000kHz SWT: Auto Detector : Peak Project : 672834 Mode : 49</p>
Avg.	 <p>Date: 2016-08-24 AVG_BE_54</p> <p>Site : 03CH07-HY Condition : AVG_BE_54 3m HF-ANT_130829 VERTICAL RBW: 1000.000kHz VBW: 1.000kHz SWT: Auto Detector : Peak Project : 672834 Mode : 49</p>	 <p>Date: 2016-08-24 AVG_54</p> <p>Site : 03CH07-HY Condition : AVG_54 3m HF-ANT_130829 VERTICAL RBW: 1000.000kHz VBW: 1.000kHz SWT: Auto Detector : Peak Project : 672834 Mode : 49</p>

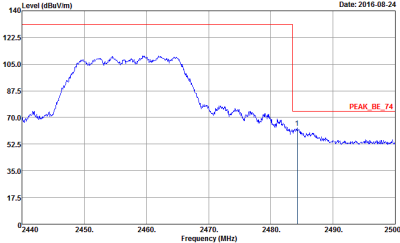
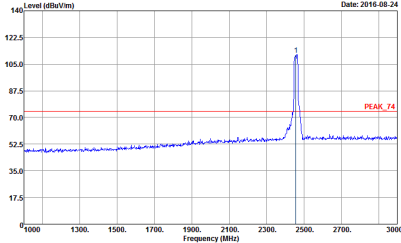
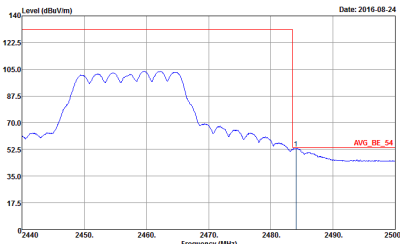
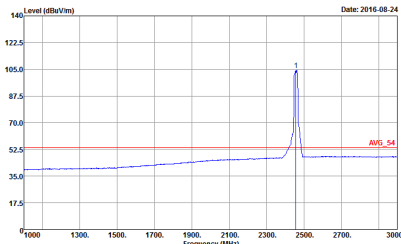


WIFI	2.4GHz 2400~2483.5MHz Band Edge @ 3m	
ANT	802.11ac VH20 CH06 2437MHz - R	
1+2	Vertical	Fundamental
Peak	 <p>Date: 2016-08-24</p> <p>Site : 03CH07-HY Condition : PEAK_BE_74 3m HF-ANT_130829 VERTICAL RBW: 1000.000kHz VBW: 3000.000kHz SWT: Auto Detector : Peak Project : 672834 Mode : 49</p>	Left blank
Avg.	 <p>Date: 2016-08-24</p> <p>Site : 03CH07-HY Condition : AVG_BE_54 3m HF-ANT_130829 VERTICAL RBW: 1000.000kHz VBW: 1.000kHz SWT: Auto Detector : Peak Project : 672834 Mode : 49</p>	Left blank



WIFI	2.4GHz 2400~2483.5MHz Band Edge @ 3m	
ANT	802.11ac VH20 CH10 2457MHz	
1+2	Horizontal	Fundamental
Peak	 <p>Date: 2016-08-24</p> <p>Site : 03CH07-HY Condition : PEAK_BE_74 3m HF-ANT_130829 HORIZONTAL RBW:1000.000kHz VBW:3000.000kHz SVT:Auto Detector : Peak Project : 672834 Mode : 50 : 68</p>	 <p>Date: 2016-08-24</p> <p>Site : 03CH07-HY Condition : PEAK_74 3m HF-ANT_130829 HORIZONTAL RBW:1000.000kHz VBW:3000.000kHz SVT:Auto Detector : Peak Project : 672834 Mode : 50 : 68</p>
Avg.	 <p>Date: 2016-08-24</p> <p>Site : 03CH07-HY Condition : AVG_BE_54 3m HF-ANT_130829 HORIZONTAL RBW:1000.000kHz VBW:1.000kHz SVT:Auto Detector : Peak Project : 672834 Mode : 50 : 68</p>	 <p>Date: 2016-08-24</p> <p>Site : 03CH07-HY Condition : AVG_54 3m HF-ANT_130829 HORIZONTAL RBW:1000.000kHz VBW:1.000kHz SVT:Auto Detector : Peak Project : 672834 Mode : 50 : 68</p>

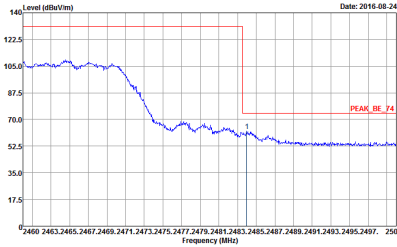
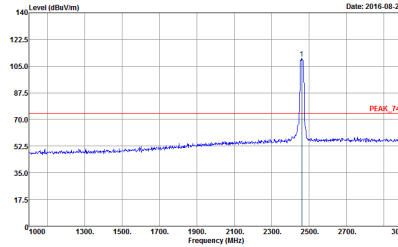
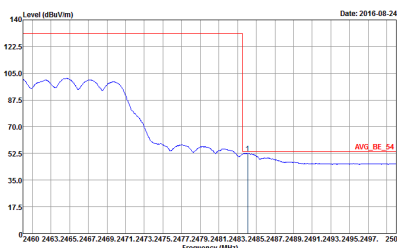
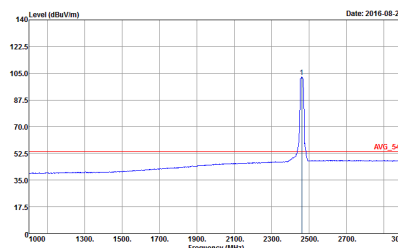


WIFI	2.4GHz 2400~2483.5MHz Band Edge @ 3m	
ANT	802.11ac VH20 CH10 2457MHz	
1+2	Vertical	Fundamental
Peak	 <p>Date: 2016-08-24</p> <p>Site : 03CH07-HY Condition : PEAK_BE_74 3m HF-ANT_130829 VERTICAL RBW:1000.000kHz VBW:3000.000kHz SWT:Auto Detector : Peak Project : 672834 Mode : 50 : 68</p>	 <p>Date: 2016-08-24</p> <p>Site : 03CH07-HY Condition : PEAK_74 3m HF-ANT_130829 VERTICAL RBW:1000.000kHz VBW:3000.000kHz SWT:Auto Detector : Peak Project : 672834 Mode : 50 : 68</p>
Avg.	 <p>Date: 2016-08-24</p> <p>Site : 03CH07-HY Condition : AVG_BE_54 3m HF-ANT_130829 VERTICAL RBW:1000.000kHz VBW:1.000kHz SWT:Auto Detector : Peak Project : 672834 Mode : 50 : 68</p>	 <p>Date: 2016-08-24</p> <p>Site : 03CH07-HY Condition : AVG_54 3m HF-ANT_130829 VERTICAL RBW:1000.000kHz VBW:1.000kHz SWT:Auto Detector : Peak Project : 672834 Mode : 50 : 68</p>



WIFI	2.4GHz 2400~2483.5MHz Band Edge @ 3m	
ANT	802.11ac VH20 CH11 2462MHz	
1+2	Horizontal	Fundamental
<p>Peak</p>	<p>Site : 03CH07-HY Condition : PEAK_BE_74 3m HF-ANT_130829 HORIZONTAL Detector : Peak Project : 672834 Mode : 51 Date: 2016-08-24</p>	<p>Site : 03CH07-HY Condition : PEAK_74 3m HF-ANT_130829 HORIZONTAL Detector : Peak Project : 672834 Mode : 51 Date: 2016-08-24</p>
<p>Avg.</p>	<p>Site : 03CH07-HY Condition : AVG_BE_54 3m HF-ANT_130829 HORIZONTAL Detector : Peak Project : 672834 Mode : 51 Date: 2016-08-24</p>	<p>Site : 03CH07-HY Condition : AVG_54 3m HF-ANT_130829 HORIZONTAL Detector : Peak Project : 672834 Mode : 51 Date: 2016-08-24</p>

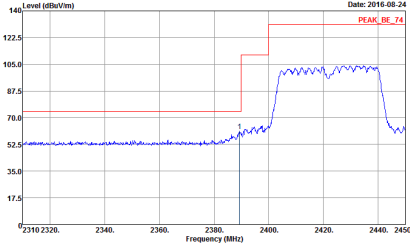
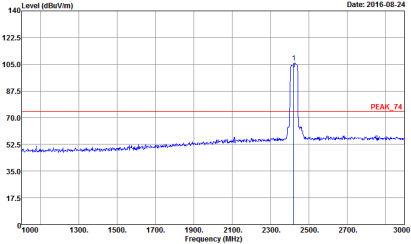
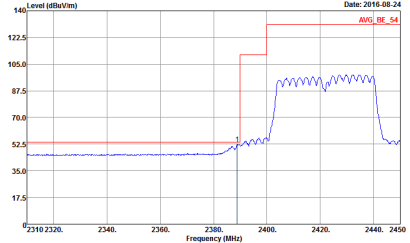
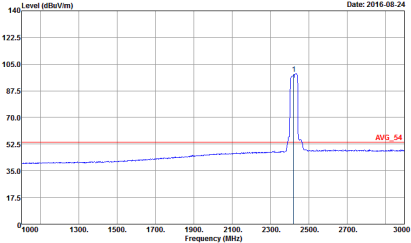


WIFI	2.4GHz 2400~2483.5MHz Band Edge @ 3m	
ANT	802.11ac VH20 CH11 2462MHz	
1+2	Vertical	Fundamental
Peak	 <p>Site : 03CH07-HY Condition : PEAK_BE_74 3m HF-ANT_130829 VERTICAL Detector : Peak Project : 672834 Mode : 51 60</p>	 <p>Site : 03CH07-HY Condition : PEAK_74 3m HF-ANT_130829 VERTICAL Detector : Peak Project : 672834 Mode : 51 60</p>
Avg.	 <p>Site : 03CH07-HY Condition : AVG_BE_54 3m HF-ANT_130829 VERTICAL Detector : Peak Project : 672834 Mode : 51 60</p>	 <p>Site : 03CH07-HY Condition : AVG_54 3m HF-ANT_130829 VERTICAL Detector : Peak Project : 672834 Mode : 51 60</p>



2.4GHz 2400~2483.5MHz

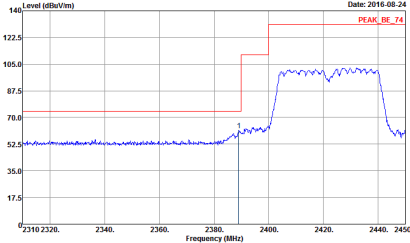
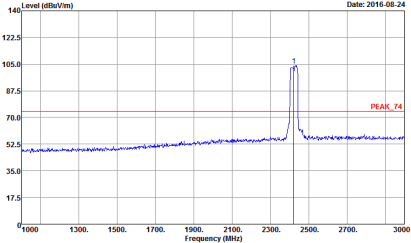
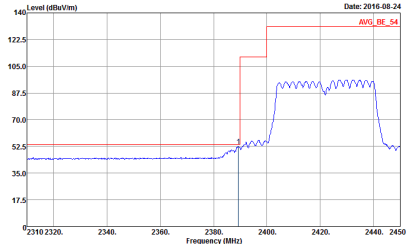
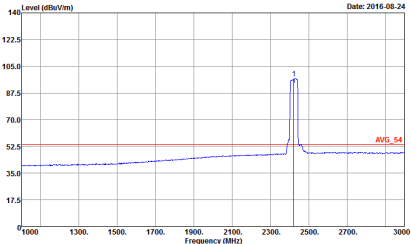
WIFI 802.11ac VHT40 (Band Edge @ 3m)

WIFI	2.4GHz 2400~2483.5MHz Band Edge @ 3m	
ANT	802.11ac VH40 CH03 2422MHz - L	
1+2	Horizontal	Fundamental
Peak	 <p>Date: 2016-08-24 PEAK_BE_74</p> <p>Site : 03CH07-HY Condition : PEAK_BE_74 3m HF-ANT_130829 HORIZONTAL RBW:1000.000kHz VBW:3000.000kHz SWT:Auto Detector : Peak Project : 672834 Mode : 50</p>	 <p>Date: 2016-08-24 PEAK_74</p> <p>Site : 03CH07-HY Condition : PEAK_74 3m HF-ANT_130829 HORIZONTAL RBW:1000.000kHz VBW:3000.000kHz SWT:Auto Detector : Peak Project : 672834 Mode : 50</p>
Avg.	 <p>Date: 2016-08-24 AVG_BE_64</p> <p>Site : 03CH07-HY Condition : AVG_BE_64 3m HF-ANT_130829 HORIZONTAL RBW:1000.000kHz VBW:3.000kHz SWT:Auto Detector : Peak Project : 672834 Mode : 50</p>	 <p>Date: 2016-08-24 AVG_64</p> <p>Site : 03CH07-HY Condition : AVG_64 3m HF-ANT_130829 HORIZONTAL RBW:1000.000kHz VBW:3.000kHz SWT:Auto Detector : Peak Project : 672834 Mode : 50</p>



WIFI	2.4GHz 2400~2483.5MHz Band Edge @ 3m	
ANT	802.11ac VH40 CH03 2422MHz - R	
1+2	Horizontal	Fundamental
Peak	<p>Site : 03CH07-HY Condition : PEAK_BE_74 3m HF-ANT_130829 HORIZONTAL RBW:1000.000kHz VBW:3000.000kHz SWT:Auto Detector : Peak Project : 672834 Mode : 50</p>	Left blank
Avg.	<p>Site : 03CH07-HY Condition : AVG_BE_54 3m HF-ANT_130829 HORIZONTAL RBW:1000.000kHz VBW:3.000kHz SWT:Auto Detector : Peak Project : 672834 Mode : 50</p>	Left blank



WIFI	2.4GHz 2400~2483.5MHz Band Edge @ 3m	
ANT	802.11ac VH40 CH03 2422MHz - L	
1+2	Vertical	Fundamental
Peak	 <p>Level (dBuV/m) vs Frequency (MHz) plot showing a peak at approximately 2422 MHz. The y-axis ranges from 17.5 to 140 dBuV/m, and the x-axis ranges from 2310 to 2450 MHz. A red line indicates the peak level at approximately 130 dBuV/m.</p> <p> Date: 2016-08-24 PEAK_BE_74 </p> <p> Site : 03CH07-HY Condition : PEAK_BE_74 3m HF-ANT_130829 VERTICAL RBW:1000.000kHz VBW:3000.000kHz SWT:Auto Detector : Peak Project : 672834 Mode : 50 </p>	 <p>Level (dBuV/m) vs Frequency (MHz) plot showing a sharp peak at approximately 2422 MHz. The y-axis ranges from 17.5 to 140 dBuV/m, and the x-axis ranges from 1000 to 3000 MHz. A red line indicates the peak level at approximately 75 dBuV/m.</p> <p> Date: 2016-08-24 PEAK_74 </p> <p> Site : 03CH07-HY Condition : PEAK_74 3m HF-ANT_130829 VERTICAL RBW:1000.000kHz VBW:3000.000kHz SWT:Auto Detector : Peak Project : 672834 Mode : 50 </p>
Avg.	 <p>Level (dBuV/m) vs Frequency (MHz) plot showing the average spectrum. The y-axis ranges from 17.5 to 140 dBuV/m, and the x-axis ranges from 2310 to 2450 MHz. A red line indicates the average level at approximately 130 dBuV/m.</p> <p> Date: 2016-08-24 AVG_BE_54 </p> <p> Site : 03CH07-HY Condition : AVG_BE_54 3m HF-ANT_130829 VERTICAL RBW:1000.000kHz VBW:3.000kHz SWT:Auto Detector : Peak Project : 672834 Mode : 50 </p>	 <p>Level (dBuV/m) vs Frequency (MHz) plot showing the average spectrum. The y-axis ranges from 17.5 to 140 dBuV/m, and the x-axis ranges from 1000 to 3000 MHz. A red line indicates the average level at approximately 75 dBuV/m.</p> <p> Date: 2016-08-24 AVG_54 </p> <p> Site : 03CH07-HY Condition : AVG_54 3m HF-ANT_130829 VERTICAL RBW:1000.000kHz VBW:3.000kHz SWT:Auto Detector : Peak Project : 672834 Mode : 50 </p>

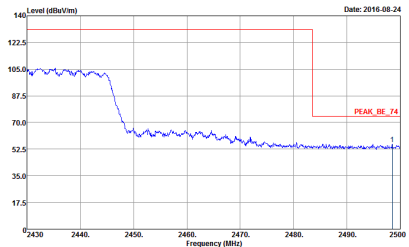
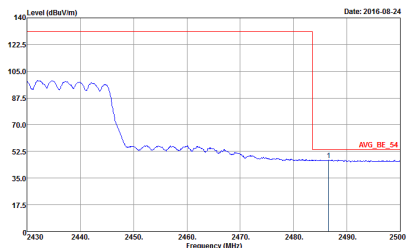


WIFI	2.4GHz 2400~2483.5MHz Band Edge @ 3m	
ANT	802.11ac VH40 CH03 2422MHz - R	
1+2	Vertical	Fundamental
Peak	<p>Site : 03CH07-HY Condition : PEAK_BE_74 3m HF-ANT_130829 VERTICAL RBW: 1000.000kHz VBW: 3000.000kHz SWT: Auto Detector : Peak Project : 672834 Mode : 52 50</p>	Left blank
Avg.	<p>Site : 03CH07-HY Condition : AVG_BE_54 3m HF-ANT_130829 VERTICAL RBW: 1000.000kHz VBW: 3.000kHz SWT: Auto Detector : Peak Project : 672834 Mode : 52 50</p>	Left blank

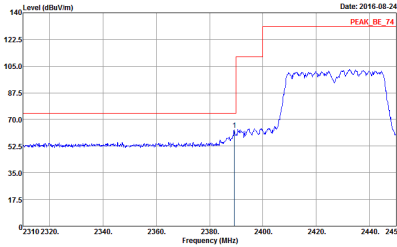
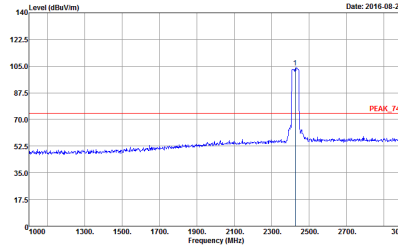
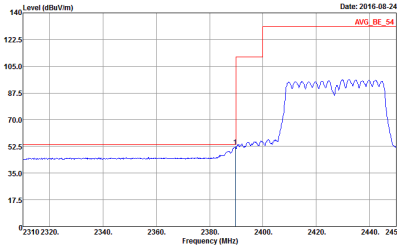
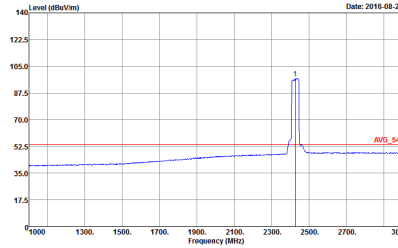


WIFI	2.4GHz 2400~2483.5MHz Band Edge @ 3m	
ANT	802.11ac VH40 CH04 2427MHz - L	
1+2	Horizontal	Fundamental
Peak	<p>Date: 2016-08-24 PEAK_BE_74</p> <p>Site : 03CH07-HY Condition : PEAK_BE_74 3m HF-ANT_130829 HORIZONTAL RBW:1000.000kHz VBW:3000.000kHz SWT:Auto Detector : Peak Project : 672834 Mode : 50</p>	<p>Date: 2016-08-24 PEAK_74</p> <p>Site : 03CH07-HY Condition : PEAK_74 3m HF-ANT_130829 HORIZONTAL RBW:1000.000kHz VBW:3000.000kHz SWT:Auto Detector : Peak Project : 672834 Mode : 50</p>
Avg.	<p>Date: 2016-08-24 AVG_BE_54</p> <p>Site : 03CH07-HY Condition : AVG_BE_54 3m HF-ANT_130829 HORIZONTAL RBW:1000.000kHz VBW:3.000kHz SWT:Auto Detector : Peak Project : 672834 Mode : 50</p>	<p>Date: 2016-08-24 AVG_54</p> <p>Site : 03CH07-HY Condition : AVG_54 3m HF-ANT_130829 HORIZONTAL RBW:1000.000kHz VBW:3.000kHz SWT:Auto Detector : Peak Project : 672834 Mode : 50</p>



WIFI	2.4GHz 2400~2483.5MHz Band Edge @ 3m	
ANT	802.11ac VH40 CH04 2427MHz - R	
1+2	Horizontal	Fundamental
<p>Peak</p>	 <p>Date: 2016-08-24</p> <p>Site : 03CH074HY Condition : PEAK_BE_74 3m HF-ANT_130829 HORIZONTAL Detector : Peak Project : 672834 Mode : 50</p>	<p>Left blank</p>
<p>Avg.</p>	 <p>Date: 2016-08-24</p> <p>Site : 03CH074HY Condition : AVG_BE_54 3m HF-ANT_130829 HORIZONTAL Detector : Peak Project : 672834 Mode : 50</p>	<p>Left blank</p>

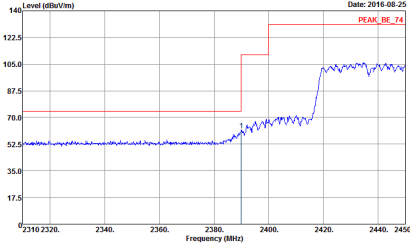
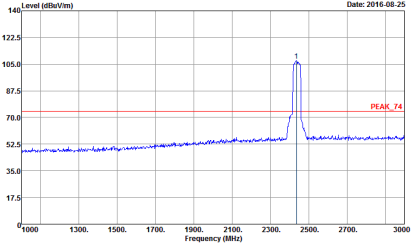
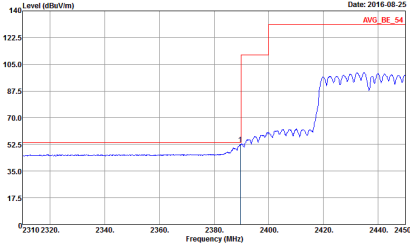
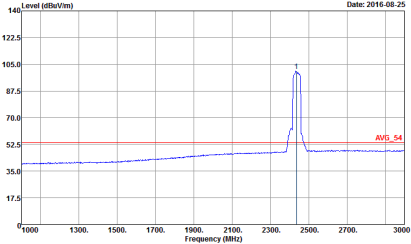


WIFI	2.4GHz 2400~2483.5MHz Band Edge @ 3m	
ANT	802.11ac VH40 CH04 2427MHz - L	
1+2	Vertical	Fundamental
Peak	 <p>Date: 2016-08-24 PEAK_BE_74</p> <p>Site : 03CH07-HY Condition : PEAK_BE_74 3m HF-ANT_130829 VERTICAL RBW:1000.000kHz VBW:3000.000kHz SWT:Auto Detector : Peak Project : 672834 Mode : 53</p>	 <p>Date: 2016-08-24 PEAK_74</p> <p>Site : 03CH07-HY Condition : PEAK_74 3m HF-ANT_130829 VERTICAL RBW:1000.000kHz VBW:3000.000kHz SWT:Auto Detector : Peak Project : 672834 Mode : 53</p>
Avg.	 <p>Date: 2016-08-24 AVG_BE_54</p> <p>Site : 03CH07-HY Condition : AVG_BE_54 3m HF-ANT_130829 VERTICAL RBW:1000.000kHz VBW:3.000kHz SWT:Auto Detector : Peak Project : 672834 Mode : 53</p>	 <p>Date: 2016-08-24 AVG_54</p> <p>Site : 03CH07-HY Condition : AVG_54 3m HF-ANT_130829 VERTICAL RBW:1000.000kHz VBW:3.000kHz SWT:Auto Detector : Peak Project : 672834 Mode : 53</p>

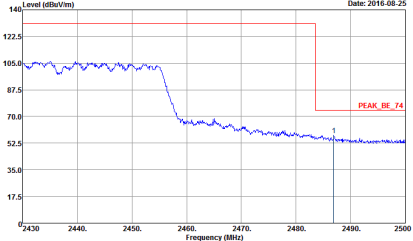
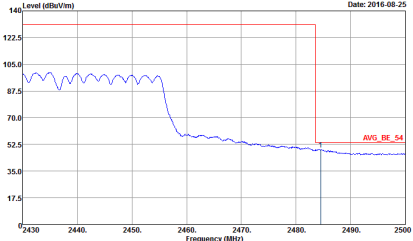


WIFI	2.4GHz 2400~2483.5MHz Band Edge @ 3m	
ANT	802.11ac VH40 CH04 2427MHz - R	
1+2	Vertical	Fundamental
Peak	<p>Site : 03CH074HY Condition : PEAK_BE_74 3m HF-ANT_130829 VERTICAL RBW:1000.000kHz VBW:3000.000kHz SWT:Auto Detector : Peak Project : 672834 Mode : 50</p>	Left blank
Avg.	<p>Site : 03CH074HY Condition : AVG_BE_54 3m HF-ANT_130829 VERTICAL RBW:1000.000kHz VBW:3.000kHz SWT:Auto Detector : Peak Project : 672834 Mode : 50</p>	Left blank

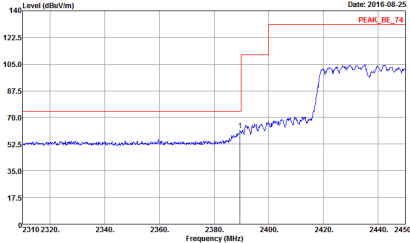
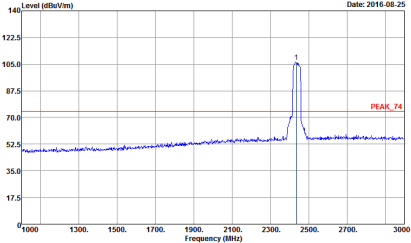
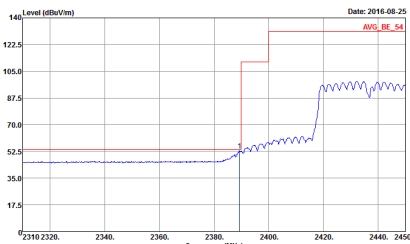
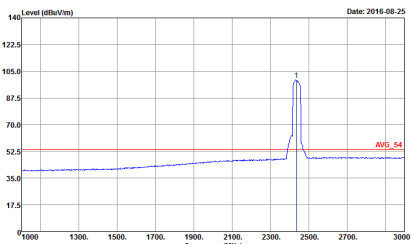


WIFI	2.4GHz 2400~2483.5MHz Band Edge @ 3m	
ANT	802.11ac VH40 CH06 2437MHz - L	
1+2	Horizontal	Fundamental
Peak	 <p>Date: 2016-08-25 PEAK_BE_74</p> <p>Site : 03CH07-HY Condition : PEAK_BE_74 3m HF-ANT_130829 HORIZONTAL RBW: 1000.000kHz VBW: 3000.000kHz SWT: Auto Detector : Peak Project : 672834 Mode : 54</p>	 <p>Date: 2016-08-25 PEAK_74</p> <p>Site : 03CH07-HY Condition : PEAK_74 3m HF-ANT_130829 HORIZONTAL RBW: 1000.000kHz VBW: 3000.000kHz SWT: Auto Detector : Peak Project : 672834 Mode : 54</p>
Avg.	 <p>Date: 2016-08-25 AVG_BE_54</p> <p>Site : 03CH07-HY Condition : AVG_BE_54 3m HF-ANT_130829 HORIZONTAL RBW: 1000.000kHz VBW: 3.000kHz SWT: Auto Detector : Peak Project : 672834 Mode : 54</p>	 <p>Date: 2016-08-25 AVG_54</p> <p>Site : 03CH07-HY Condition : AVG_54 3m HF-ANT_130829 HORIZONTAL RBW: 1000.000kHz VBW: 3.000kHz SWT: Auto Detector : Peak Project : 672834 Mode : 54</p>



WIFI	2.4GHz 2400~2483.5MHz Band Edge @ 3m	
ANT	802.11ac VH40 CH06 2437MHz - R	
1+2	Horizontal	Fundamental
Peak	 <p>Date: 2016-08-25</p> <p>Site : 03CH07-HY Condition : PEAK_BE_74 3m HF-ANT_130829 HORIZONTAL RBW: 1000.000kHz VBW: 3000.000kHz SWT: Auto Detector : Peak Project : 672834 Mode : 54 : 56</p>	Left blank
Avg.	 <p>Date: 2016-08-25</p> <p>Site : 03CH07-HY Condition : AVG_BE_54 3m HF-ANT_130829 HORIZONTAL RBW: 1000.000kHz VBW: 3.000kHz SWT: Auto Detector : Peak Project : 672834 Mode : 54 : 56</p>	Left blank



WIFI	2.4GHz 2400~2483.5MHz Band Edge @ 3m	
ANT	802.11ac VH40 CH06 2437MHz - L	
1+2	Vertical	Fundamental
Peak	 <p>Date: 2016-08-25 PEAK_BE_74</p> <p>Site : 03CH07-HY Condition : PEAK_BE_74 3m HF-ANT_130829 VERTICAL RBW: 1000.000kHz VBW: 3000.000kHz SWT: Auto Detector : Peak Project : 672834 Mode : 54</p>	 <p>Date: 2016-08-25 PEAK_74</p> <p>Site : 03CH07-HY Condition : PEAK_74 3m HF-ANT_130829 VERTICAL RBW: 1000.000kHz VBW: 3000.000kHz SWT: Auto Detector : Peak Project : 672834 Mode : 54</p>
Avg.	 <p>Date: 2016-08-25 AVG_BE_54</p> <p>Site : 03CH07-HY Condition : AVG_BE_54 3m HF-ANT_130829 VERTICAL RBW: 1000.000kHz VBW: 3.000kHz SWT: Auto Detector : Peak Project : 672834 Mode : 54</p>	 <p>Date: 2016-08-25 AVG_54</p> <p>Site : 03CH07-HY Condition : AVG_54 3m HF-ANT_130829 VERTICAL RBW: 1000.000kHz VBW: 3.000kHz SWT: Auto Detector : Peak Project : 672834 Mode : 54</p>