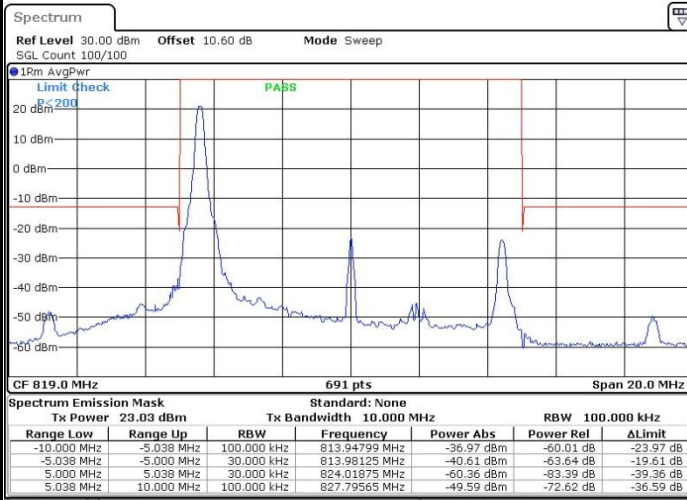




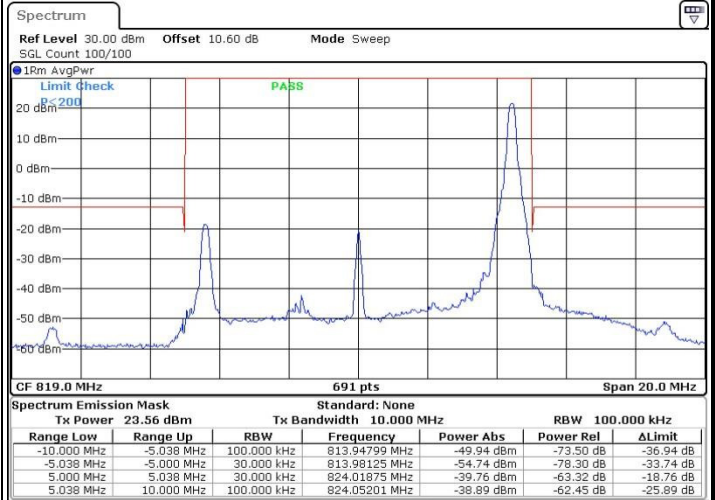
LTE Band 26 / 10MHz / QPSK

Lowest Band Edge / 1 RB



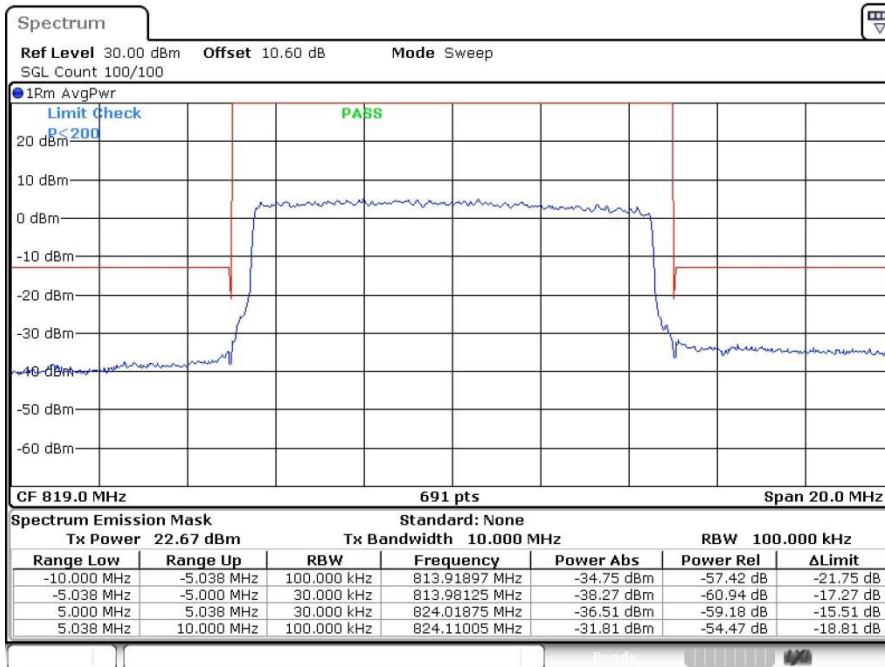
Date: 2.SEP.2016 11:06:19

Highest Band Edge / 1 RB



Date: 2.SEP.2016 11:08:40

Band Edge / Full RB

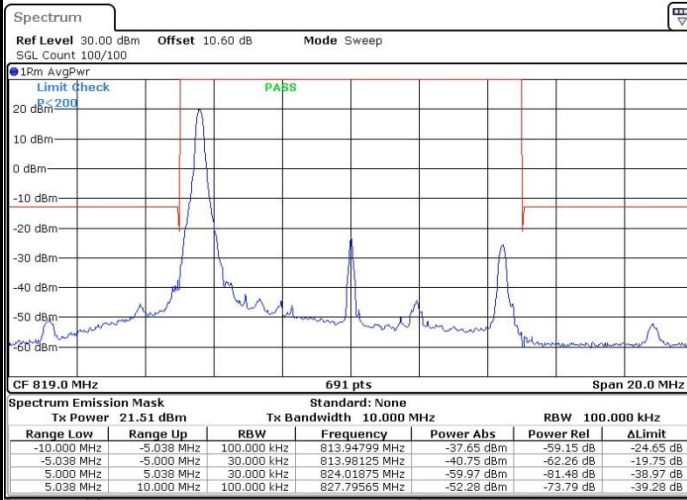


Date: 2.SEP.2016 11:11:01



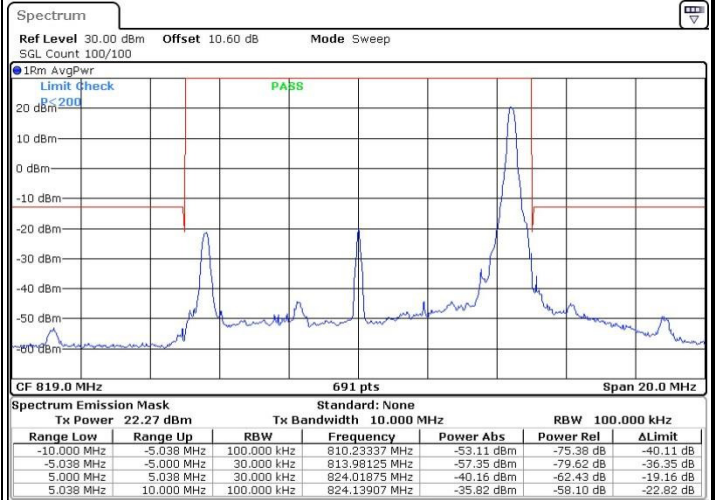
LTE Band 26 / 10MHz / 16QAM

Lowest Band Edge / 1 RB



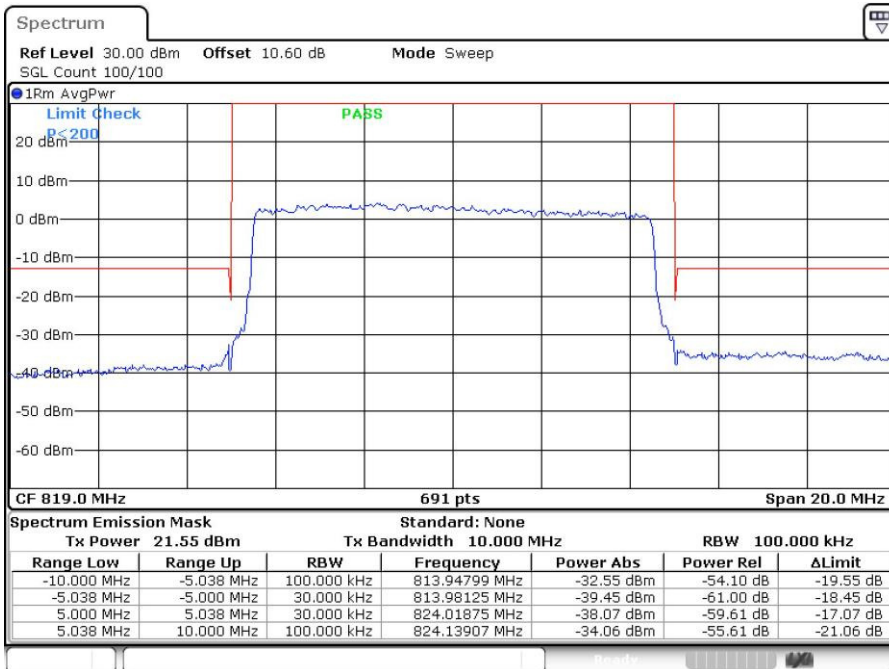
Date: 2.SEP.2016 11:07:30

Highest Band Edge / 1 RB



Date: 2.SEP.2016 11:09:51

Band Edge / Full RB

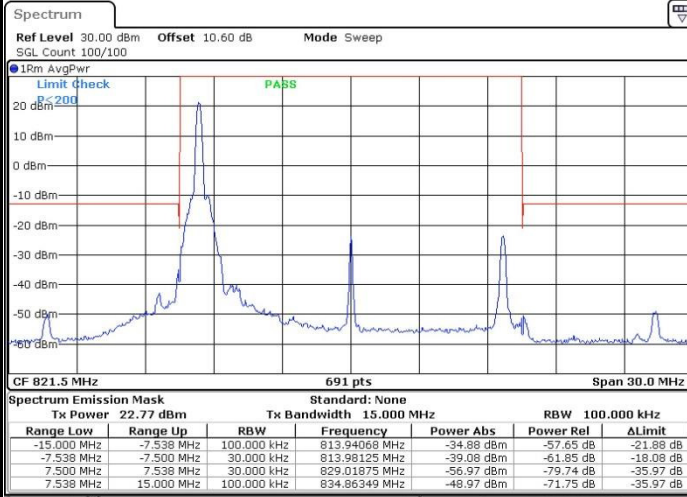


Date: 2.SEP.2016 11:12:12



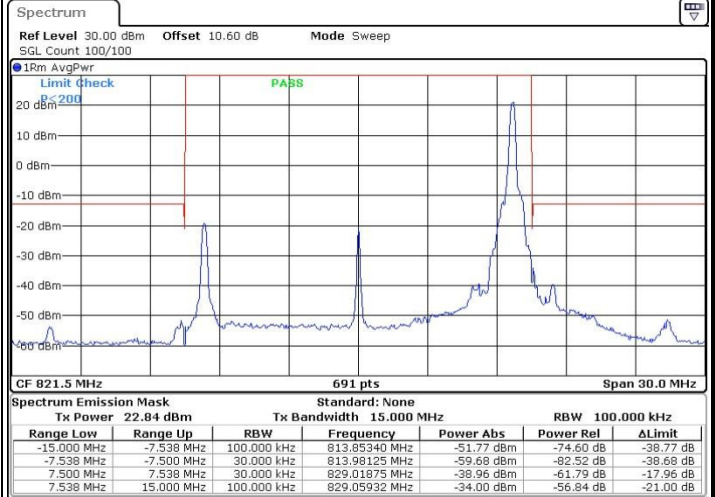
LTE Band 26 / 15MHz QPSK

Lowest Band Edge / 1 RB



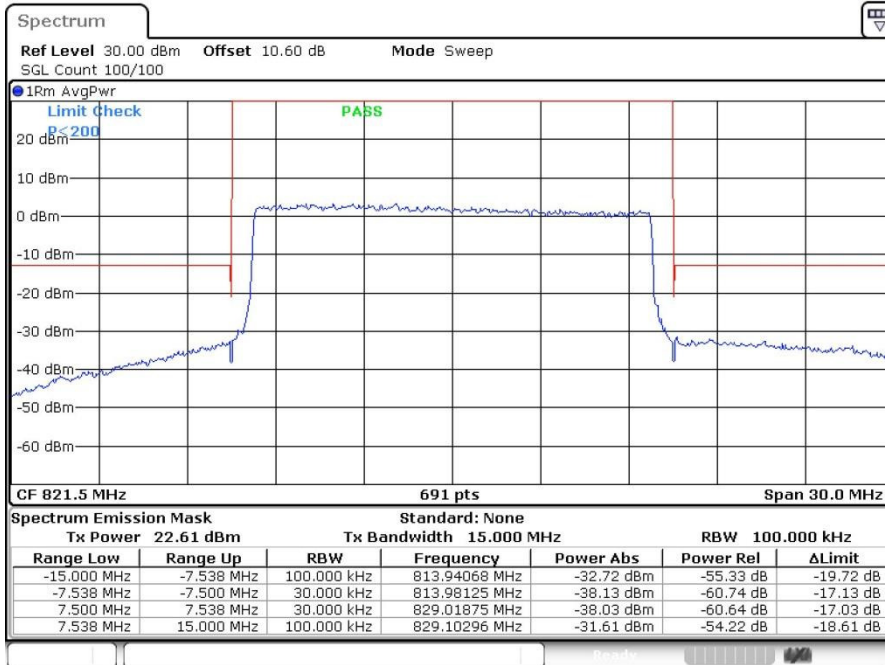
Date: 2.SEP.2016 13:57:41

Lowest Band Edge / Full RB



Date: 2.SEP.2016 14:00:02

LTE Band 26 / 15MHz QPSK

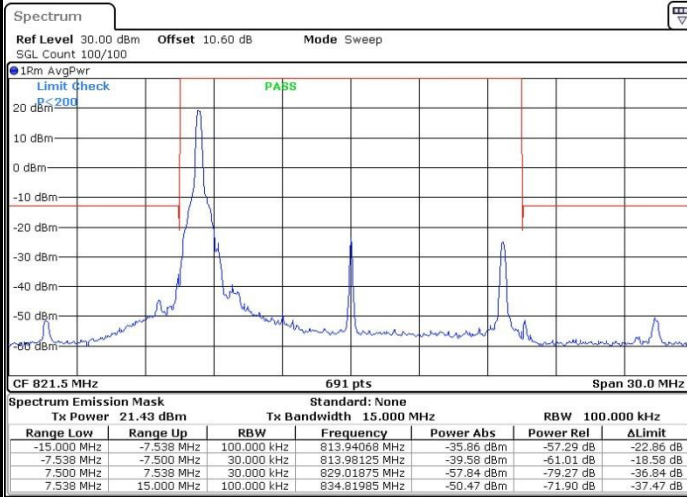


Date: 2.SEP.2016 14:02:22



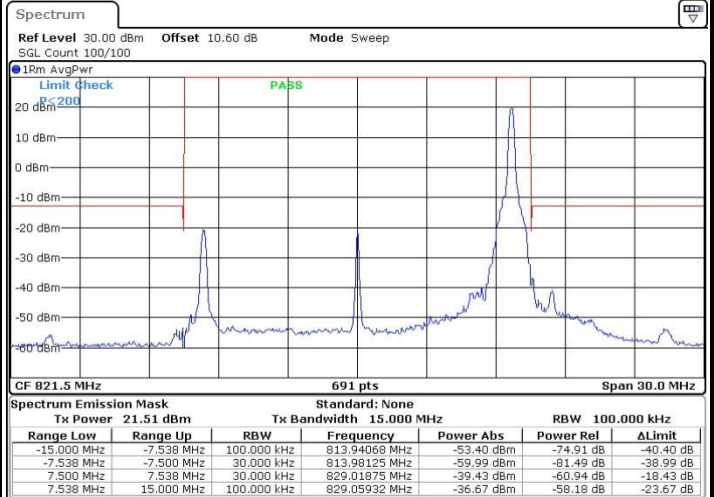
LTE Band 26 / 15MHz 16QAM

Lowest Band Edge / 1 RB



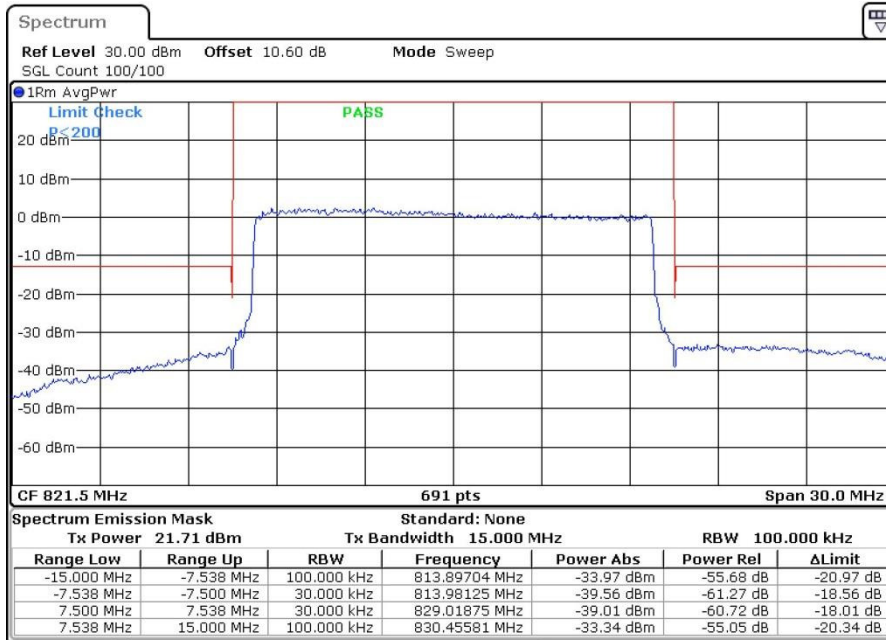
Date: 2.SEP.2016 13:58:52

Lowest Band Edge / Full RB



Date: 2.SEP.2016 14:01:12

LTE Band 26 / 15MHz 16QAM



Date: 2.SEP.2016 14:03:32

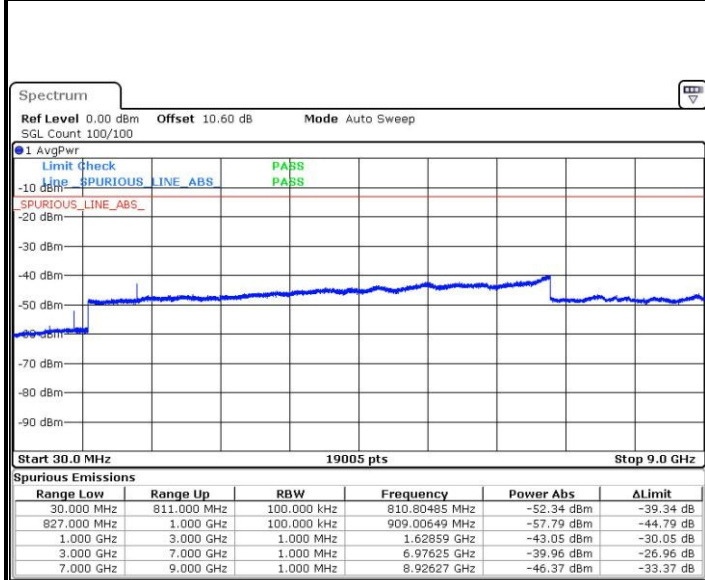


Conducted Spurious Emission



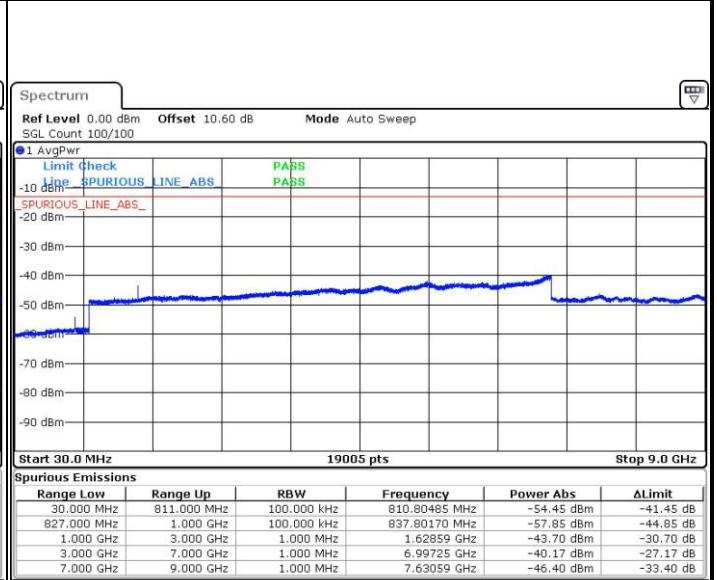
LTE Band 26 / 1.4MHz

Lowest Channel / QPSK



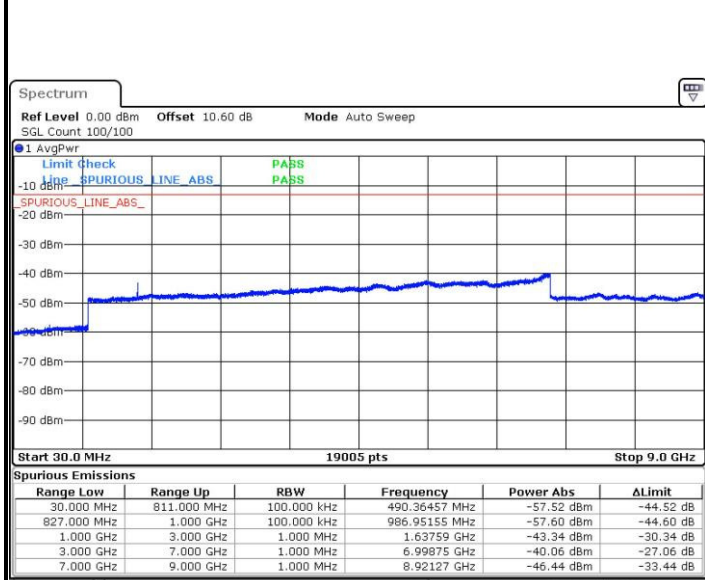
Date: 2.SEP.2016 13:44:02

Lowest Channel / 16QAM



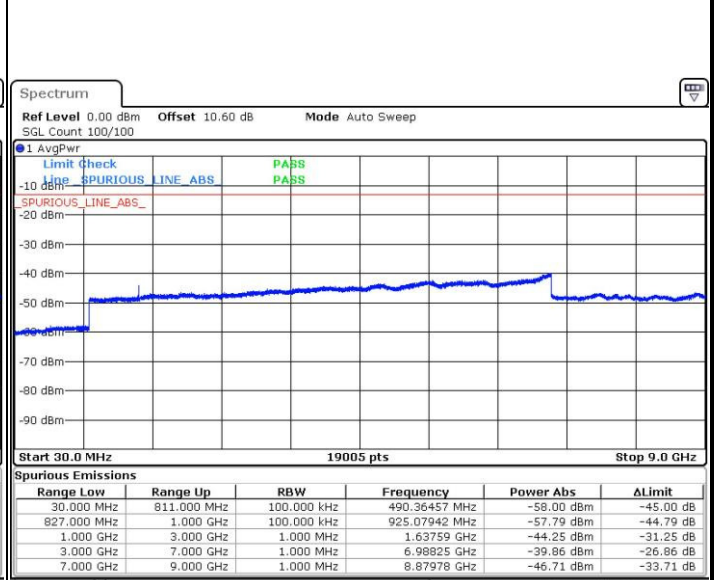
Date: 2.SEP.2016 13:45:01

Middle Channel / QPSK



Date: 2.SEP.2016 13:46:46

Middle Channel / 16QAM



Date: 2.SEP.2016 13:47:45



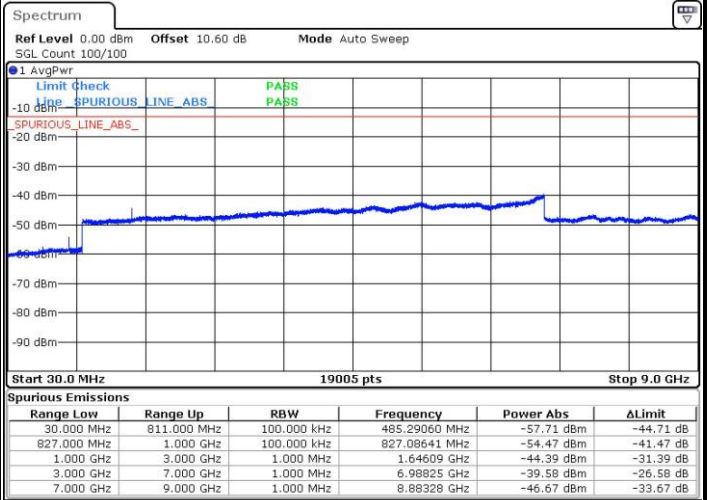
LTE Band 26 / 1.4MHz

Highest Channel / QPSK



Date: 2.SEP.2016 13:49:31

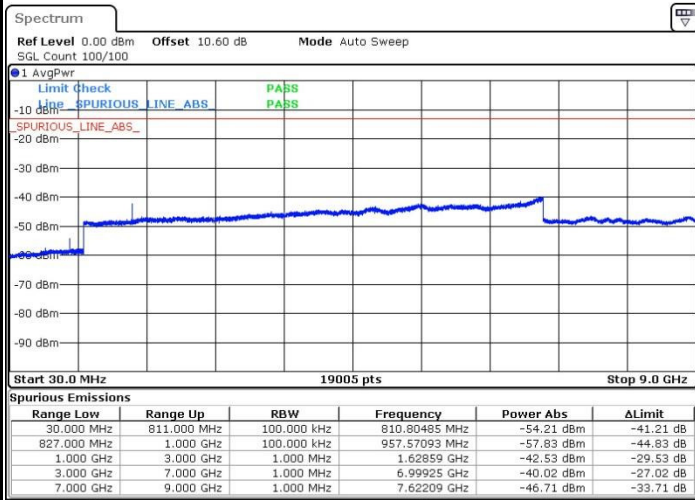
Highest Channel / 16QAM



Date: 2.SEP.2016 13:50:29

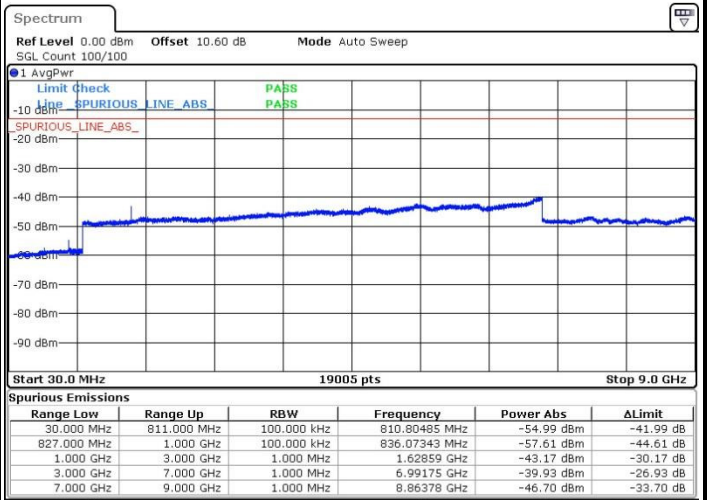
LTE Band 26 / 3MHz

Lowest Channel / QPSK



Date: 2.SEP.2016 11:27:09

Lowest Channel / 16QAM



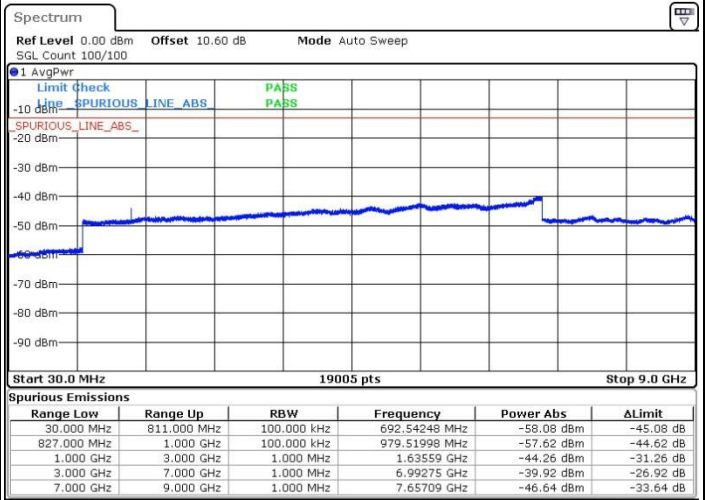
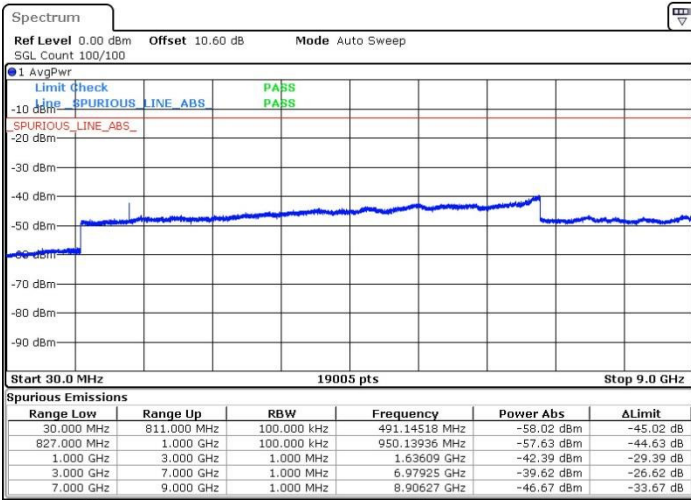
Date: 2.SEP.2016 11:28:08



LTE Band 26 / 3MHz

Middle Channel / QPSK

Middle Channel / 16QAM

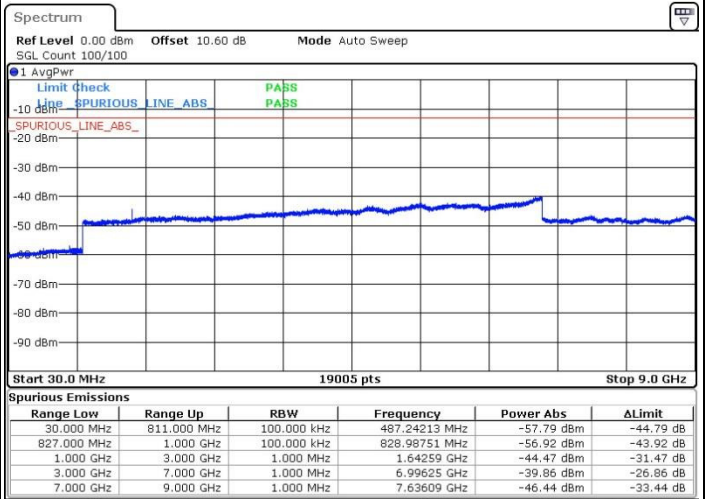


Date: 2.SEP.2016 11:29:54

Date: 2.SEP.2016 11:30:52

Highest Channel / QPSK

Highest Channel / 16QAM



Date: 2.SEP.2016 11:32:38

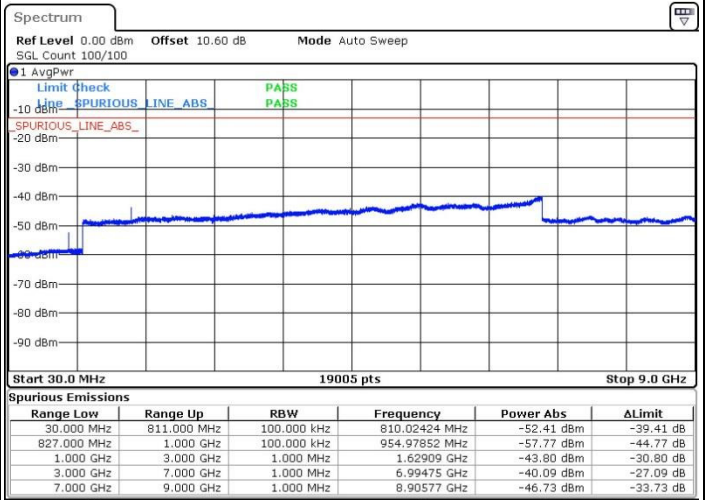
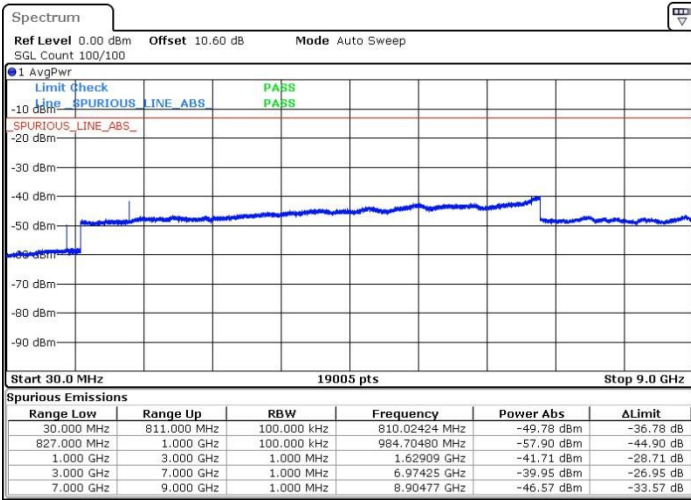
Date: 2.SEP.2016 11:33:37



LTE Band 26 / 5MHz

Lowest Channel / QPSK

Lowest Channel / 16QAM

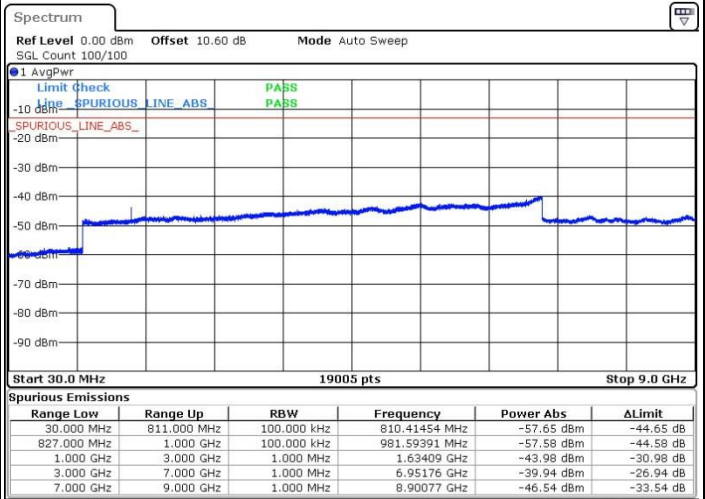
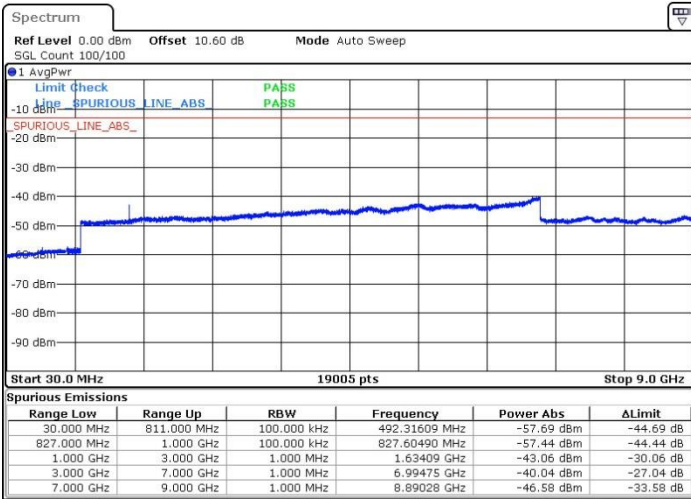


Date: 2.SEP.2016 11:35:22

Date: 2.SEP.2016 11:36:21

Middle Channel / QPSK

Middle Channel / 16QAM



Date: 2.SEP.2016 11:38:06

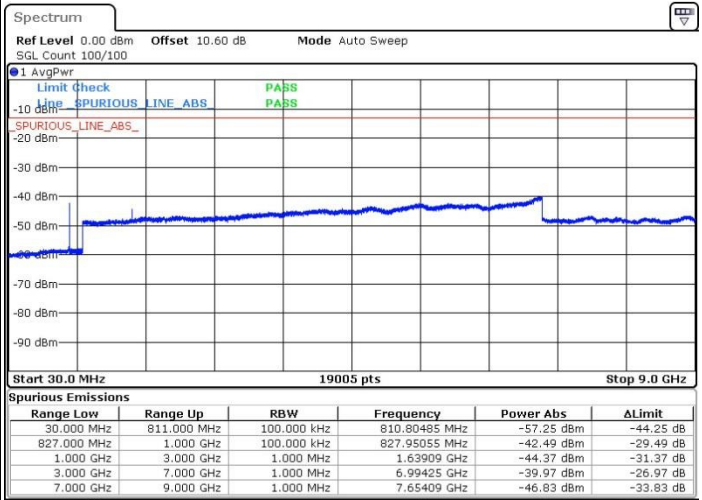
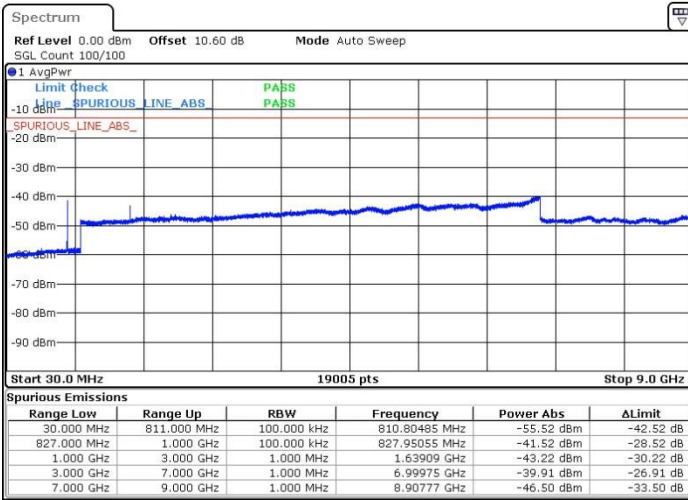
Date: 2.SEP.2016 11:39:05



LTE Band 26 / 5MHz

Highest Channel / QPSK

Highest Channel / 16QAM



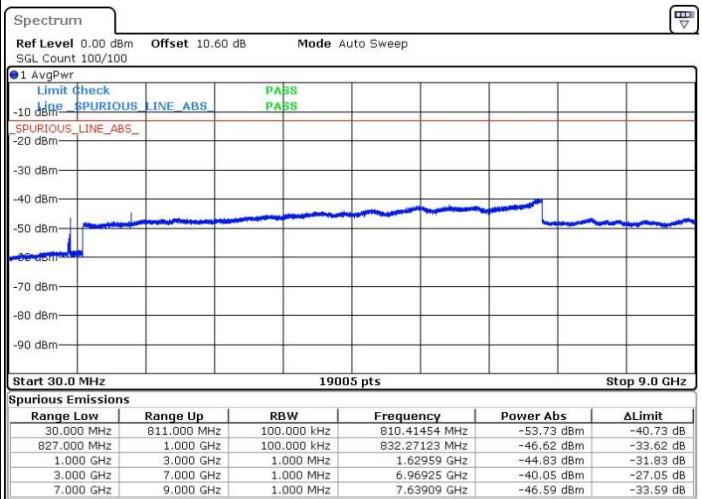
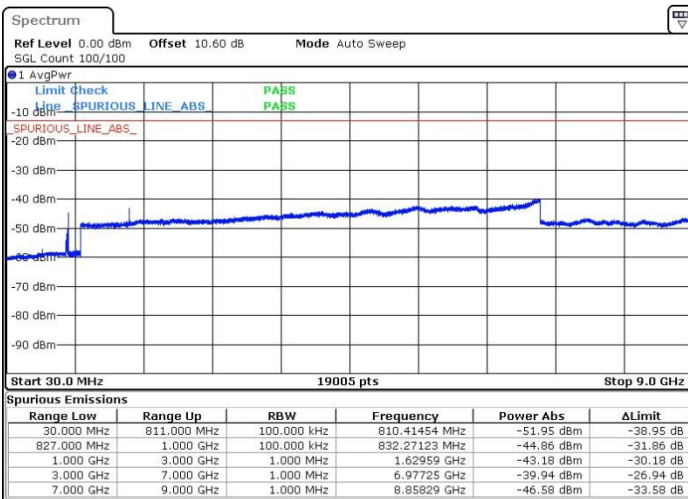
Date: 2.SEP.2016 11:40:50

Date: 2.SEP.2016 11:41:49

LTE Band 26 / 10MHz

Middle Channel / QPSK

Middle Channel / 16QAM



Date: 2.SEP.2016 11:43:34

Date: 2.SEP.2016 11:44:33



Frequency Stability

Test Conditions		LTE Band 26 (QPSK) / Middle Channel	Limit
Temperature (°C)	Voltage (Volt)	BW 10MHz	Note 2.
		Deviation (ppm)	Result
50	Normal Voltage	0.0015	PASS
40	Normal Voltage	0.0015	
30	Normal Voltage	0.0004	
20(Ref.)	Normal Voltage	0.0000	
10	Normal Voltage	0.0012	
0	Normal Voltage	0.0012	
-10	Normal Voltage	0.0095	
-20	Normal Voltage	0.0009	
-30	Normal Voltage	0.0100	
20	Maximum Voltage	0.0010	
20	Normal Voltage	0.0000	
20	Battery End Point	0.0021	

Note:

1. Normal Voltage =3.9 V. ; Battery End Point (BEP) =3.7 V. ; Maximum Voltage =4.2 V.
2. Note: The frequency fundamental emissions stay within the authorized frequency block.



Test Conditions		LTE Band 26 (QPSK) / Middle Channel	Limit
Temperature (°C)	Voltage (Volt)	BW 15MHz	Note 2.
		Deviation (ppm)	Result
50	Normal Voltage	0.0022	PASS
40	Normal Voltage	0.0086	
30	Normal Voltage	0.0011	
20(Ref.)	Normal Voltage	0.0000	
10	Normal Voltage	0.0097	
0	Normal Voltage	0.0005	
-10	Normal Voltage	0.0090	
-20	Normal Voltage	0.0097	
-30	Normal Voltage	0.0009	
20	Maximum Voltage	0.0019	
20	Normal Voltage	0.0000	
20	Battery End Point	0.0004	

Note:

1. Normal Voltage =3.9 V. ; Battery End Point (BEP) =3.7 V. ; Maximum Voltage =4.2 V.
2. Note: The frequency fundamental emissions stay within the authorized frequency block.



Radiated Spurious Emission



LTE Band 26(814~824MHz)

LTE Band 26 / 1.4MHz / QPSK									
Channel	Frequency (MHz)	EIRP (dBm)	Limit (dBm)	Over Limit (dB)	SPA Reading (dBm)	S.G. Power (dBm)	TX Cable loss (dB)	TX Antenna Gain (dBi)	Polarization (H/V)
Lowest	1624	-59.08	-13	-46.08	-68.71	-60.92	0.97	4.95	H
	2440	-50.04	-13	-37.04	-63.55	-51.84	1.27	5.22	H
	3256	-53.95	-13	-40.95	-69.89	-57.2	1.53	6.93	H
									H
									H
									H
	1624	-58.72	-13	-45.72	-68.29	-60.56	0.97	4.95	V
	2440	-46.15	-13	-33.15	-59.69	-47.95	1.27	5.22	V
	3256	-54.78	-13	-41.78	-70.61	-58.03	1.53	6.93	V
									V
									V
									V
									V
									V
Middle	1636	-56.50	-13	-43.50	-66.17	-58.3	0.97	4.92	H
	2455	-55.77	-13	-42.77	-69.36	-57.61	1.28	5.27	H
	3273	-54.00	-13	-41.00	-69.95	-57.32	1.53	7.00	H
									H
									H
									H
	1636	-58.31	-13	-45.31	-67.92	-60.11	0.97	4.92	V
	2455	-55.84	-13	-42.84	-69.47	-57.68	1.28	5.27	V
	3273	-54.21	-13	-41.21	-70.08	-57.53	1.53	7.00	V
									V
									V
									V
Highest	1648	-54.58	-13	-41.58	-64.3	-56.34	0.98	4.89	H
	2468	-55.37	-13	-42.37	-68.98	-57.24	1.28	5.30	H
	3290	-53.96	-13	-40.96	-69.94	-57.35	1.54	7.08	H
									H
									H
									H
	1648	-55.21	-13	-42.21	-64.87	-56.97	0.98	4.89	V
	2468	-55.04	-13	-42.04	-68.69	-56.91	1.28	5.30	V
	3290	-52.80	-13	-39.80	-68.72	-56.19	1.54	7.08	V
									V
									V
									V

Remark: Spurious emissions within 30-1000MHz were found more than 20dB below limit line.



LTE Band 26 / 3MHz / QPSK									
Channel	Frequency (MHz)	EIRP (dBm)	Limit (dBm)	Over Limit (dB)	SPA Reading (dBm)	S.G. Power (dBm)	TX Cable loss (dB)	TX Antenna Gain (dBi)	Polarization (H/V)
Lowest	1632	-58.78	-13	-45.78	-68.45	-60.59	0.97	4.93	H
	2448	-55.50	-13	-42.50	-69.02	-57.32	1.27	5.24	H
	3264	-54.82	-13	-41.82	-70.76	-58.1	1.53	6.96	H
									H
									H
									H
									H
	1632	-59.35	-13	-46.35	-68.96	-61.16	0.97	4.93	V
	2448	-56.27	-13	-43.27	-69.82	-58.09	1.27	5.24	V
	3264	-54.55	-13	-41.55	-70.38	-57.83	1.53	6.96	V
									V
	Middle	1635	-58.28	-13	-45.28	-67.95	-60.08	0.97	4.92
2453		-55.75	-13	-42.75	-69.27	-57.58	1.28	5.26	H
3270		-54.37	-13	-41.37	-70.32	-57.68	1.53	6.99	H
									H
									H
									H
									H
1635		-58.64	-13	-45.64	-68.27	-60.44	0.97	4.92	V
2453		-54.97	-13	-41.97	-68.52	-56.8	1.28	5.26	V
3270		-53.57	-13	-40.57	-69.44	-56.88	1.53	6.99	V
									V
Highest		1642	-56.07	-13	-43.07	-65.79	-57.85	0.98	4.90
	2463	-52.16	-13	-39.16	-65.75	-54.02	1.28	5.29	H
	3284	-54.50	-13	-41.50	-70.46	-57.86	1.54	7.05	H
									H
									H
									H
									H
	1642	-58.17	-13	-45.17	-67.83	-59.95	0.98	4.90	V
	2463	-55.58	-13	-42.58	-69.21	-57.44	1.28	5.29	V
	3284	-54.35	-13	-41.35	-70.23	-57.71	1.54	7.05	V
									V
									V
								V	
								V	

Remark: Spurious emissions within 30-1000MHz were found more than 20dB below limit line.



LTE Band 26 / 5MHz / QPSK									
Channel	Frequency (MHz)	EIRP (dBm)	Limit (dBm)	Over Limit (dB)	SPA Reading (dBm)	S.G. Power (dBm)	TX Cable loss (dB)	TX Antenna Gain (dBi)	Polarization (H/V)
Lowest	1632	-58.49	-13	-45.49	-68.16	-60.3	0.97	4.93	H
	2448	-55.96	-13	-42.96	-69.48	-57.78	1.27	5.24	H
	3264	-53.71	-13	-40.71	-69.65	-56.99	1.53	6.96	H
									H
									H
									H
									H
	1632	-58.25	-13	-45.25	-67.83	-60.06	0.97	4.93	V
	2448	-56.30	-13	-43.30	-69.85	-58.12	1.27	5.24	V
	3264	-54.95	-13	-41.95	-70.78	-58.23	1.53	6.96	V
									V
	Middle	1633	-57.65	-13	-44.65	-67.32	-59.46	0.97	4.93
2450		-56.75	-13	-43.75	-70.27	-58.57	1.28	5.25	H
3266		-53.36	-13	-40.36	-69.3	-56.65	1.53	6.97	H
									H
									H
									H
									H
1633		-57.78	-13	-44.78	-67.39	-59.59	0.97	4.93	V
2450		-54.94	-13	-41.94	-68.49	-56.76	1.28	5.25	V
3266		-54.39	-13	-41.39	-70.22	-57.68	1.53	6.97	V
									V
Highest		1638	-57.76	-13	-44.76	-67.48	-59.55	0.97	4.91
	2457	-56.53	-13	-43.53	-70.12	-58.37	1.28	5.27	H
	3276	-54.81	-13	-41.81	-70.76	-58.14	1.53	7.01	H
									H
									H
									H
									H
	1638	-55.24	-13	-42.24	-64.9	-57.03	0.97	4.91	V
	2457	-55.99	-13	-42.99	-69.62	-57.83	1.28	5.27	V
	3276	-54.74	-13	-41.74	-70.61	-58.07	1.53	7.01	V
									V
									V
								V	

Remark: Spurious emissions within 30-1000MHz were found more than 20dB below limit line.



LTE Band 26 / 10MHz / QPSK									
Channel	Frequency (MHz)	EIRP (dBm)	Limit (dBm)	Over Limit (dB)	SPA Reading (dBm)	S.G. Power (dBm)	TX Cable loss (dB)	TX Antenna Gain (dBi)	Polarization (H/V)
Middle	1629	-57.05	-13	-44.05	-66.72	-58.87	0.97	4.94	H
	2444	-56.49	-13	-43.49	-70.01	-58.3	1.27	5.23	H
	3258	-53.87	-13	-40.87	-69.81	-57.13	1.53	6.94	H
									H
									H
									H
									H
	1629	-58.66	-13	-45.66	-68.27	-60.48	0.97	4.94	V
	2444	-56.74	-13	-43.74	-70.29	-58.55	1.27	5.23	V
	3258	-54.10	-13	-41.10	-69.93	-57.36	1.53	6.94	V
									V
									V
									V
									V

Remark: Spurious emissions within 30-1000MHz were found more than 20dB below limit line.