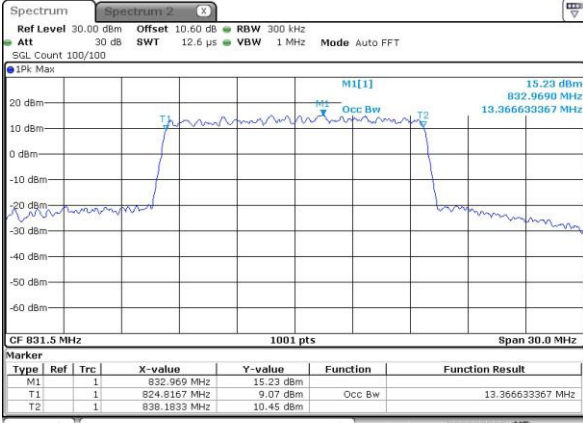




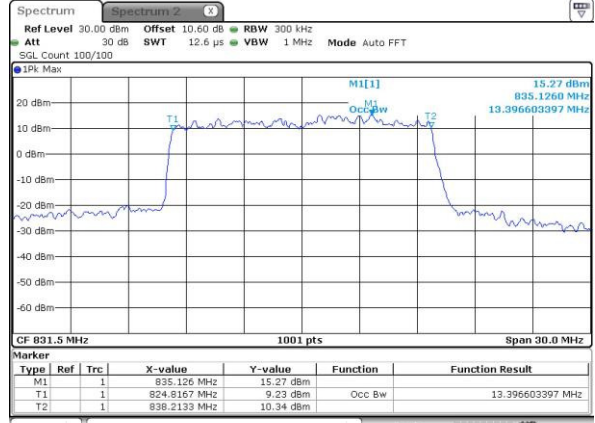
LTE Band 26

Lowest Channel / 15MHz / QPSK



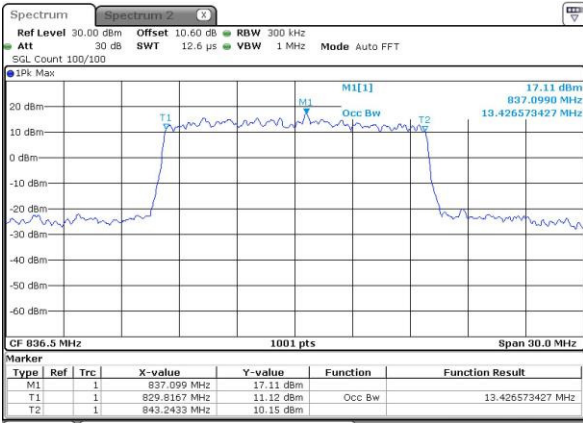
Date: 2,SEP,2016 00:07:32

Lowest Channel / 15MHz / 16QAM



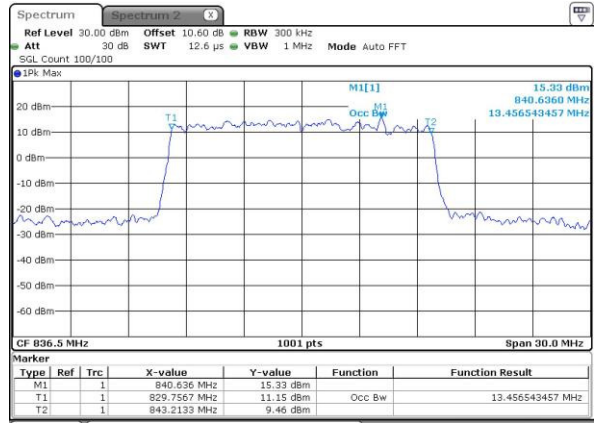
Date: 2,SEP,2016 00:07:43

Middle Channel / 15MHz / QPSK



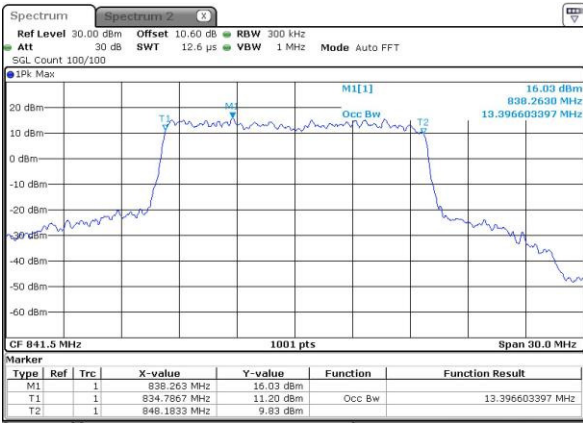
Date: 2,SEP,2016 00:10:15

Middle Channel / 15MHz / 16QAM



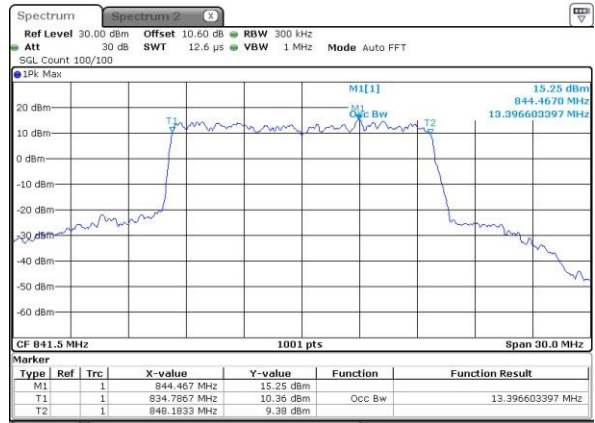
Date: 2,SEP,2016 00:10:27

Highest Channel / 15MHz / QPSK



Date: 2,SEP,2016 00:13:00

Highest Channel / 15MHz / 16QAM



Date: 2,SEP,2016 00:13:11

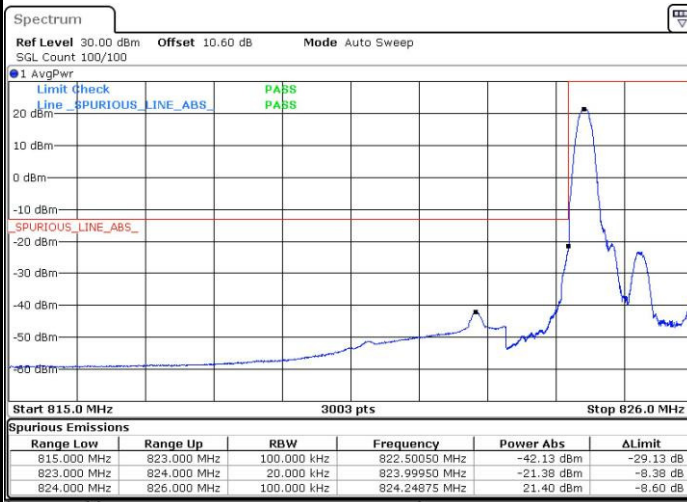


**Conducted Band Edge**



LTE Band 26 / 1.4MHz / QPSK

Lowest Band Edge / 1RB



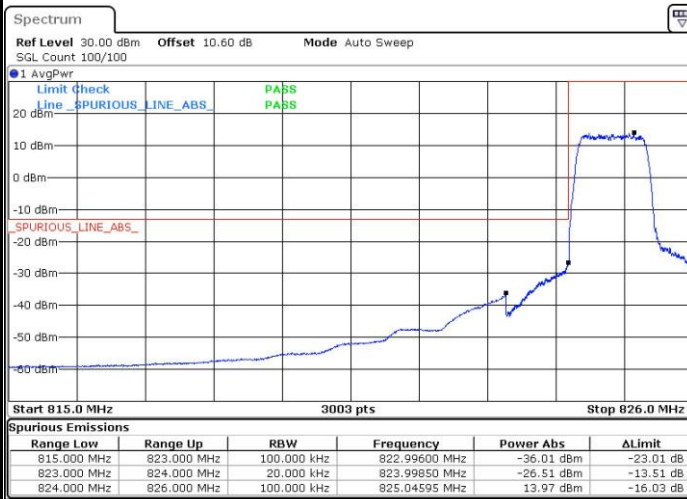
Date: 2.SEP.2016 10:08:17

Highest Band Edge / 1RB



Date: 2.SEP.2016 10:20:56

Lowest Band Edge / Full RB



Date: 2.SEP.2016 10:06:53

Highest Band Edge / Full RB

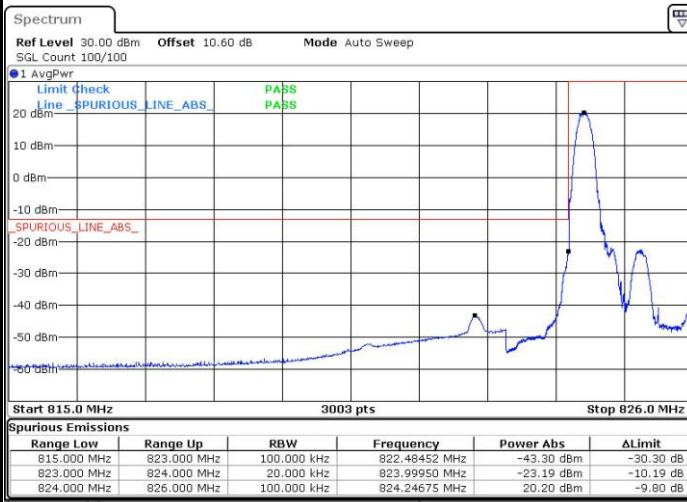


Date: 2.SEP.2016 10:23:04



LTE Band 26 / 1.4MHz / 16QAM

Lowest Band Edge / 1 RB



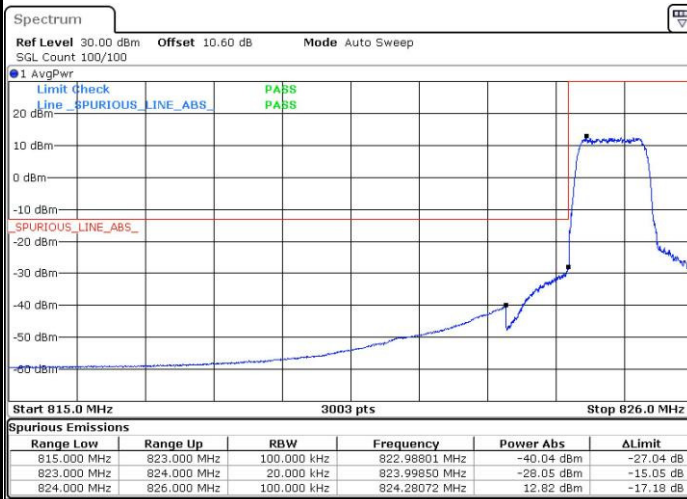
Date: 2.SEP.2016 10:09:40

Highest Band Edge / 1 RB



Date: 2.SEP.2016 10:14:08

Lowest Band Edge / Full RB



Date: 2.SEP.2016 10:05:21

Highest Band Edge / Full RB



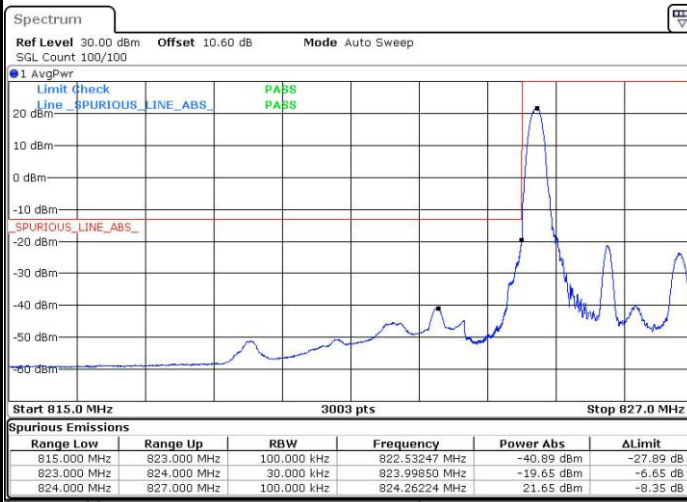
Date: 2.SEP.2016 10:33:32





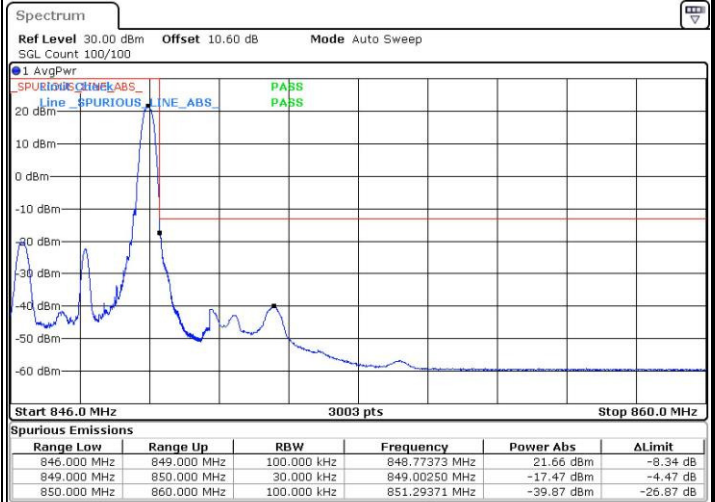
LTE Band 26 / 3MHz / QPSK

Lowest Band Edge / 1RB



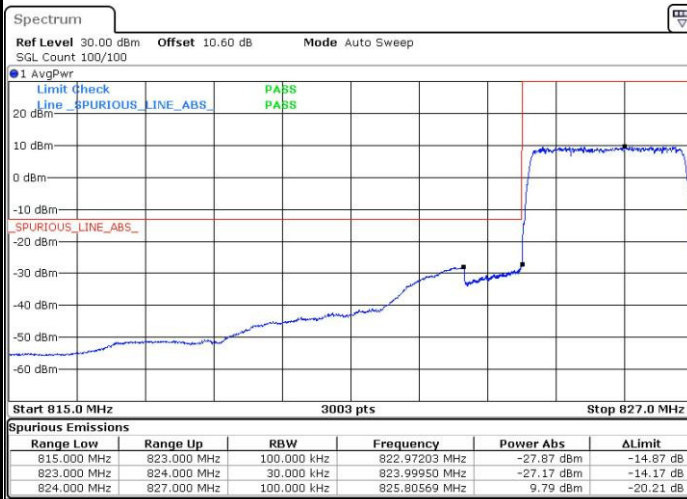
Date: 2.SEP.2016 09:27:04

Highest Band Edge / 1 RB



Date: 2.SEP.2016 09:28:14

Lowest Band Edge / Full RB



Date: 2.SEP.2016 09:23:36

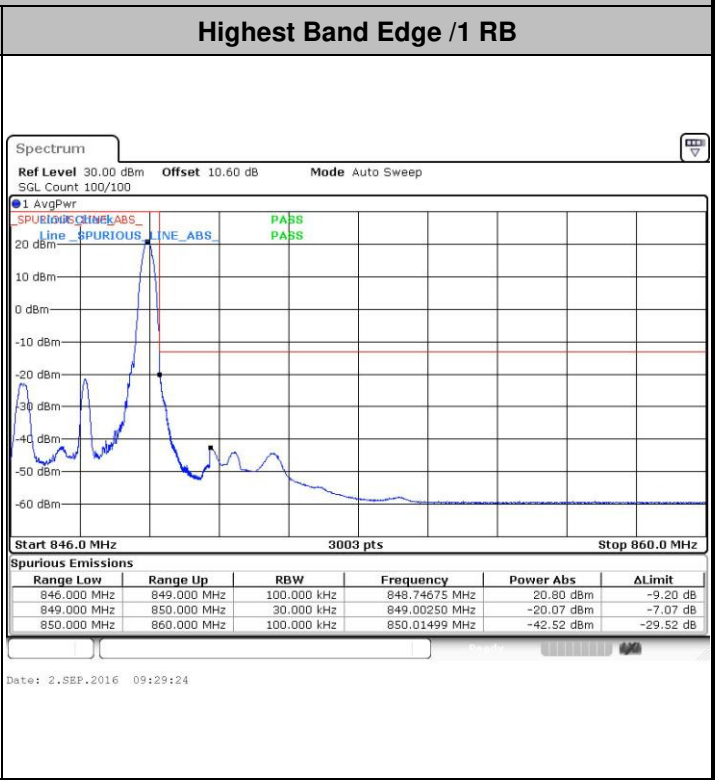
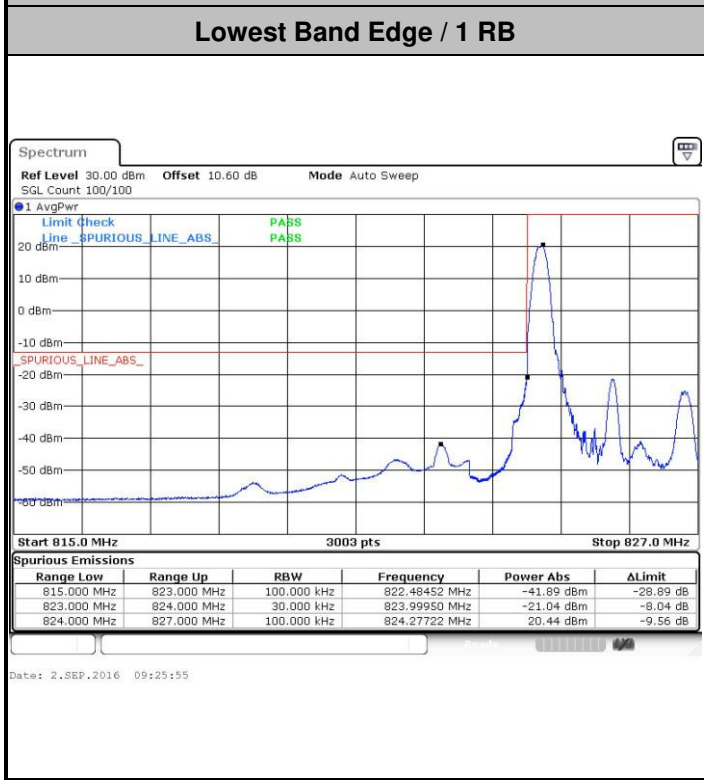
Highest Band Edge / Full RB



Date: 2.SEP.2016 09:31:43



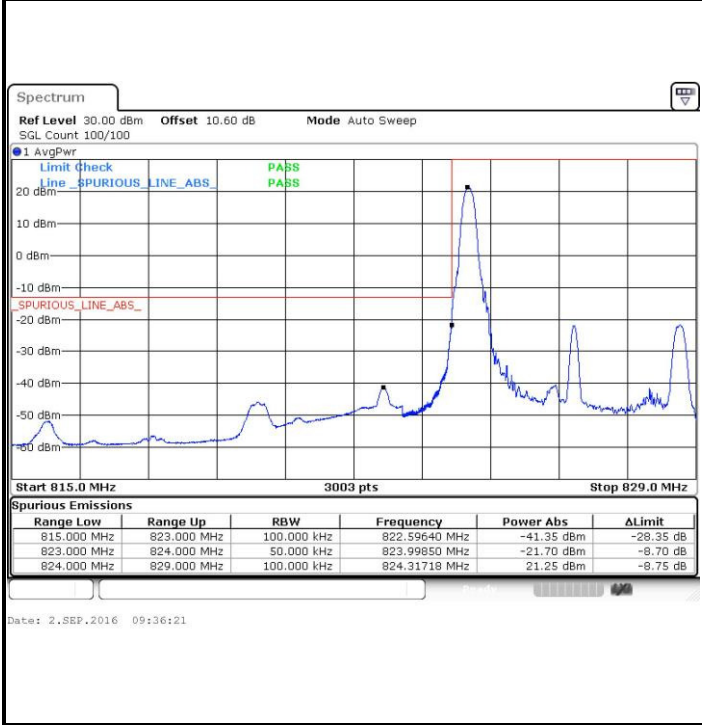
**LTE Band 26 / 3MHz / 16QAM**



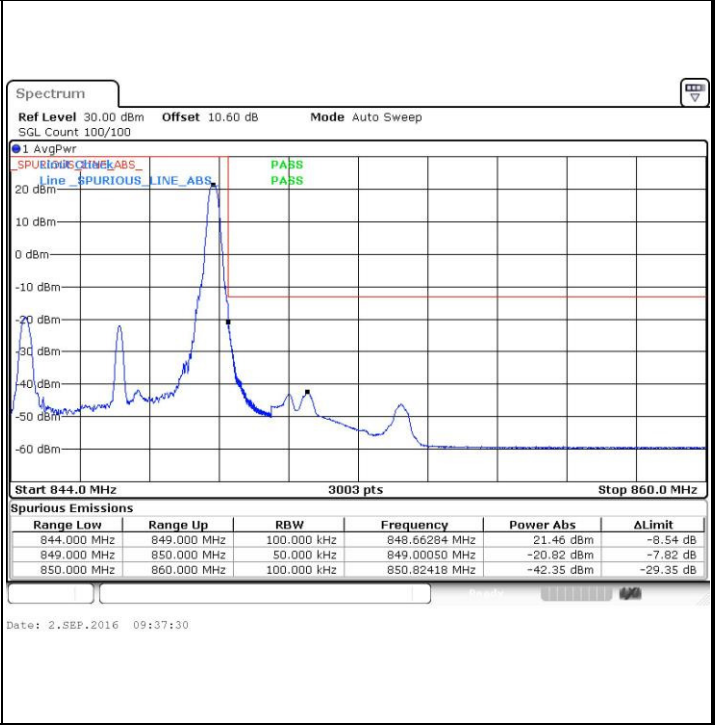


**LTE Band 26 / 5MHz / QPSK**

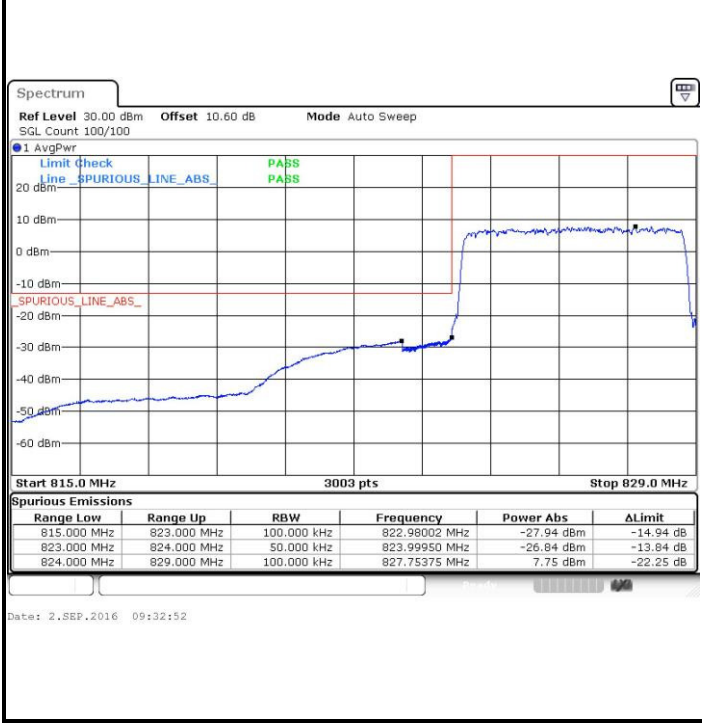
**Lowest Band Edge / 1 RB**



**Highest Band Edge / 1 RB**



**Lowest Band Edge / Full RB**



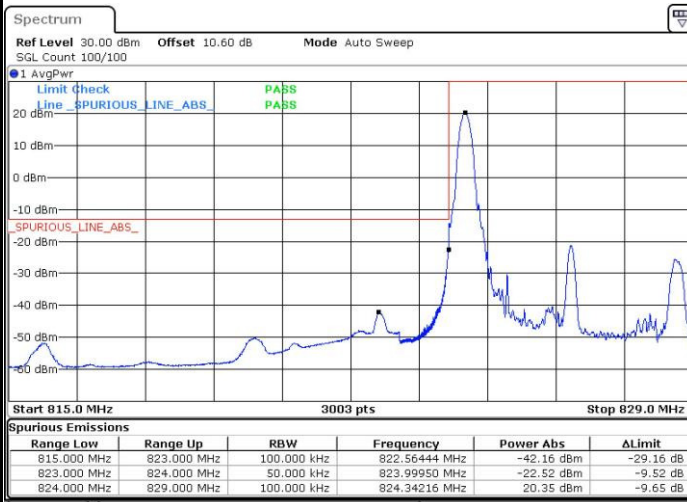
**Highest Band Edge / Full RB**





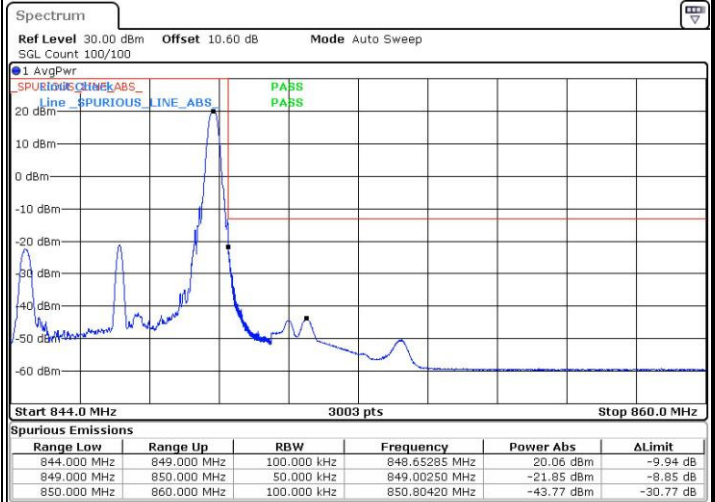
LTE Band 26 / 5MHz / 16QAM

Lowest Band Edge / 1RB



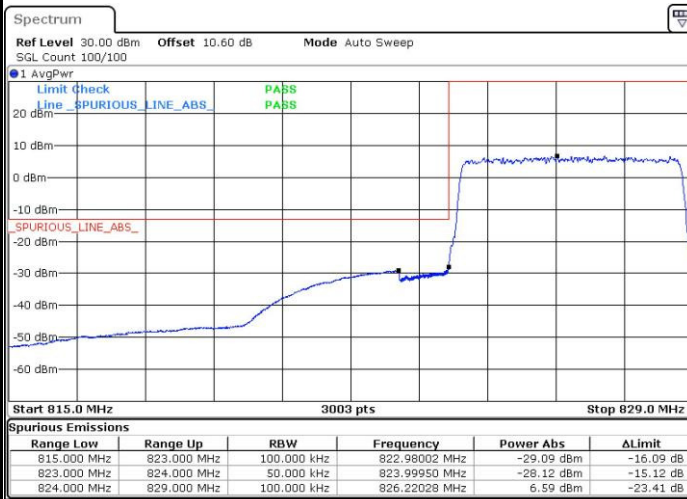
Date: 2.SEP.2016 09:35:11

Highest Band Edge / 1 RB



Date: 2.SEP.2016 09:38:40

Lowest Band Edge / Full RB



Date: 2.SEP.2016 09:34:02

Highest Band Edge / Full RB



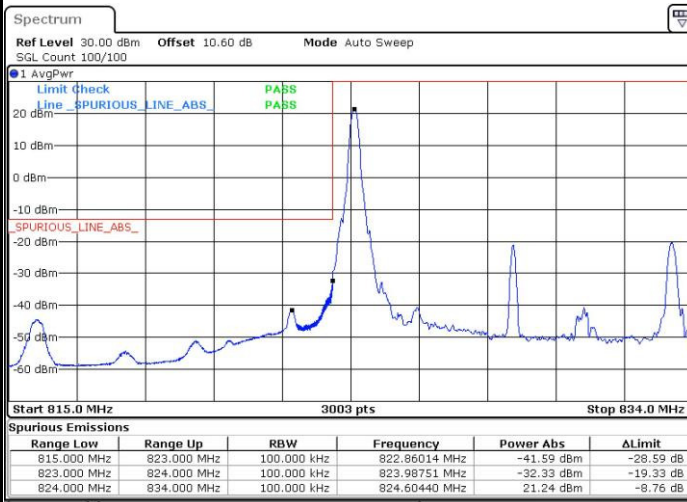
Date: 2.SEP.2016 09:39:49





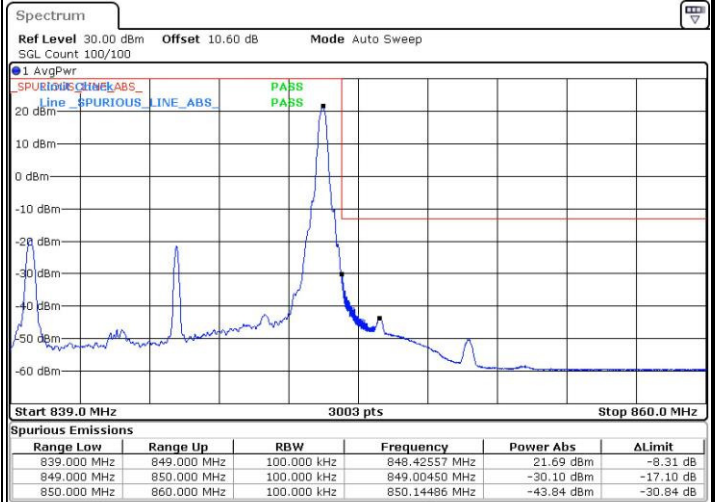
LTE Band 26 / 10MHz / QPSK

Lowest Band Edge / 1 RB



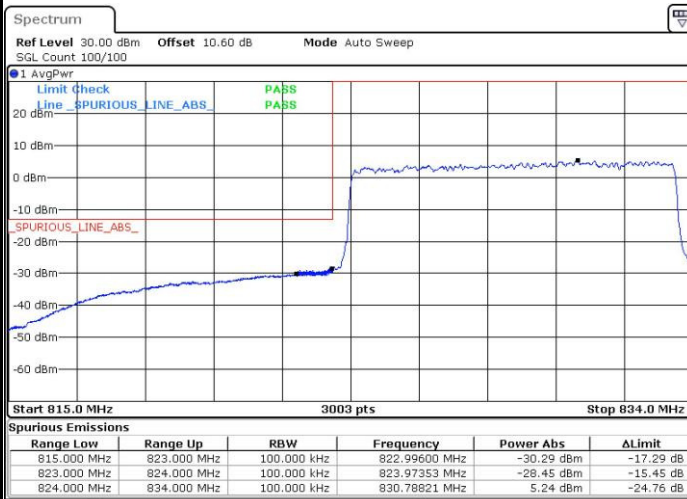
Date: 2.SEP.2016 09:45:37

Highest Band Edge / 1 RB



Date: 2.SEP.2016 09:46:46

Lowest Band Edge / Full RB



Date: 2.SEP.2016 09:42:08

Highest Band Edge / Full RB

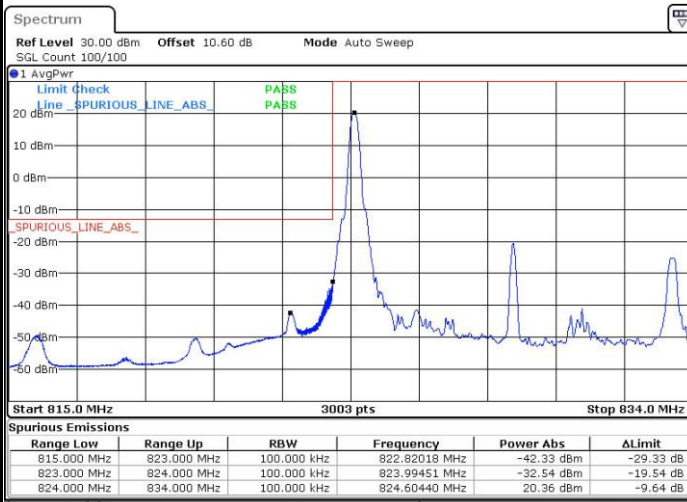


Date: 2.SEP.2016 09:50:14



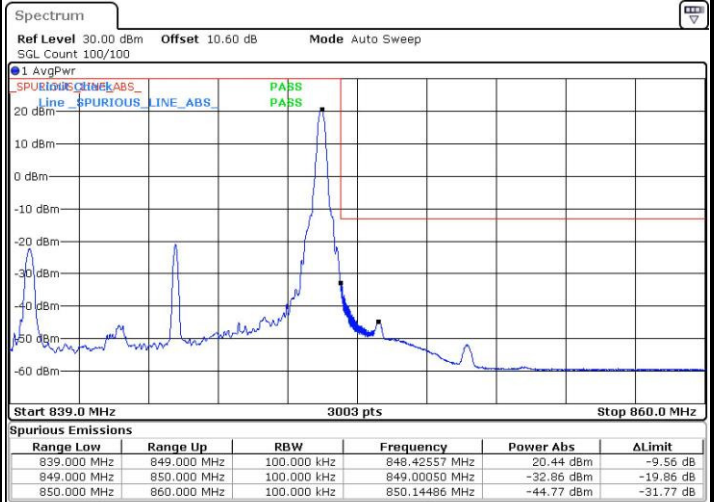
LTE Band 26 / 10MHz / 16QAM

Lowest Band Edge / 1 RB



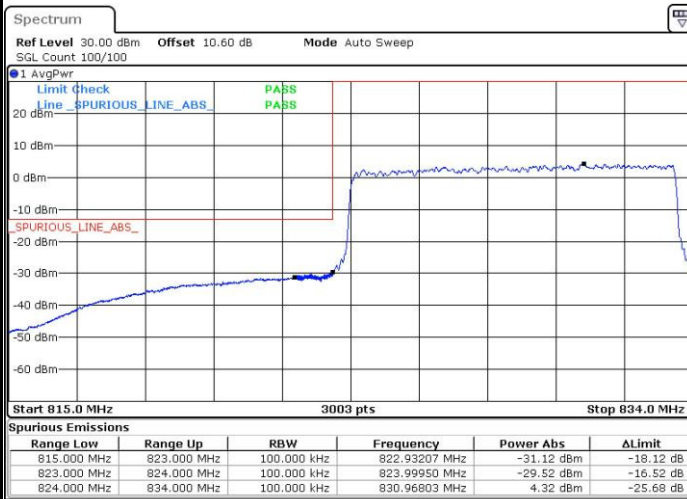
Date: 2.SEP.2016 09:44:27

Highest Band Edge / 1 RB



Date: 2.SEP.2016 09:47:56

Lowest Band Edge / Full RB



Date: 2.SEP.2016 09:43:18

Highest Band Edge / Full RB



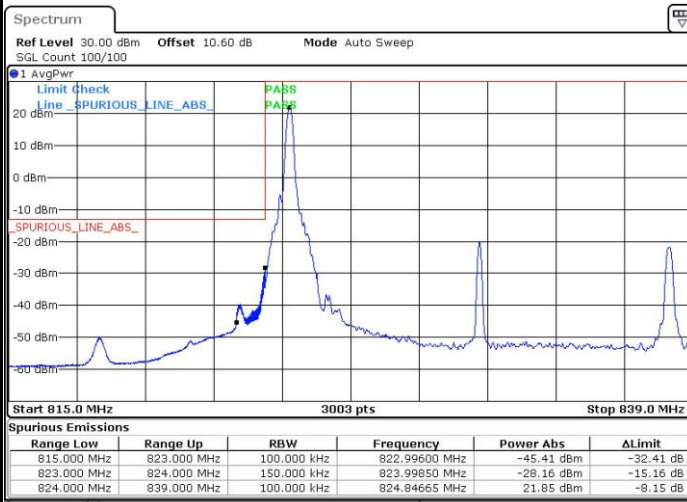
Date: 2.SEP.2016 09:49:05





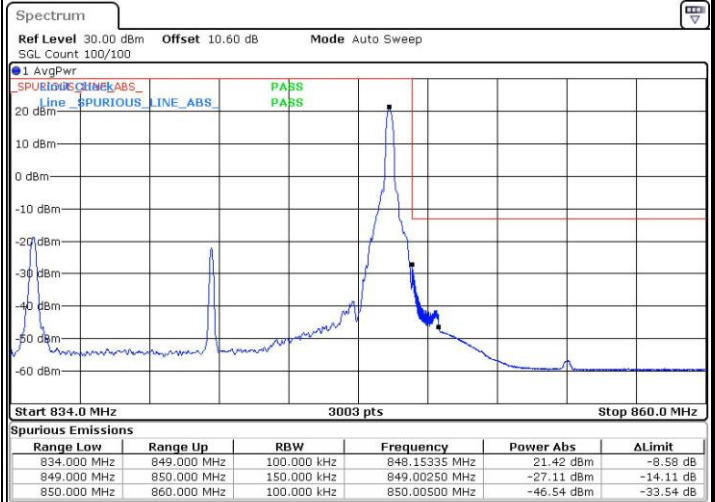
LTE Band 26 / 15MHz / QPSK

Lowest Band Edge / 1 RB



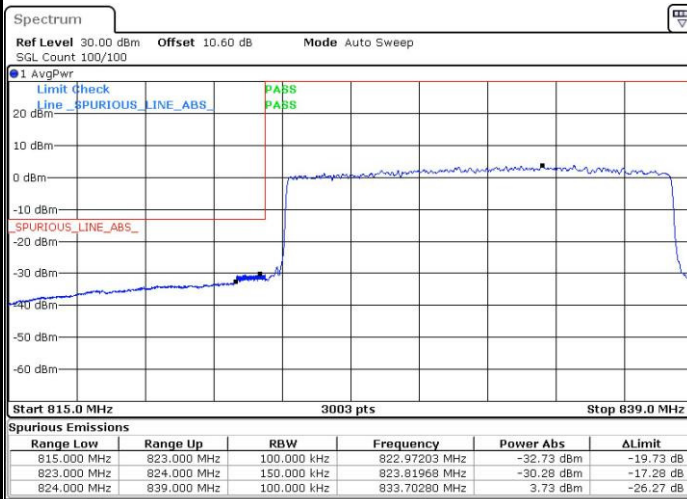
Date: 2.SEP.2016 09:55:08

Highest Band Edge / 1 RB



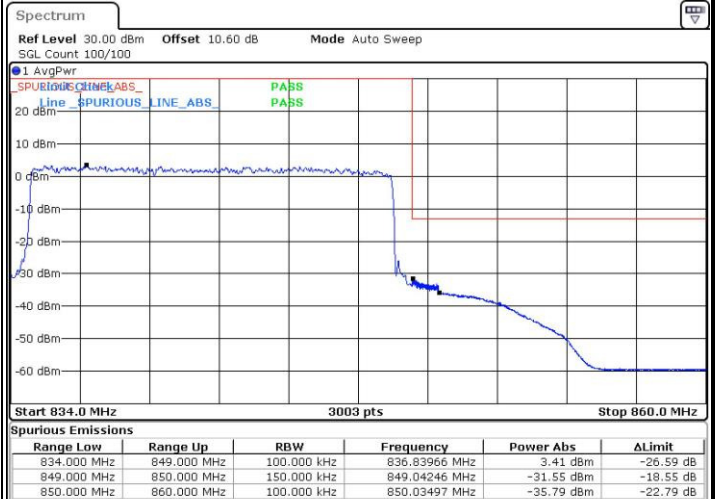
Date: 2.SEP.2016 09:56:21

Lowest Band Edge / Full RB



Date: 2.SEP.2016 09:51:27

Highest Band Edge / Full RB

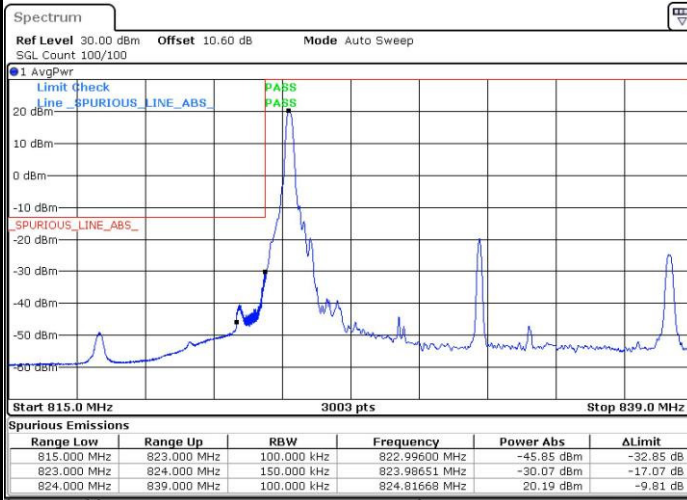


Date: 2.SEP.2016 10:00:01



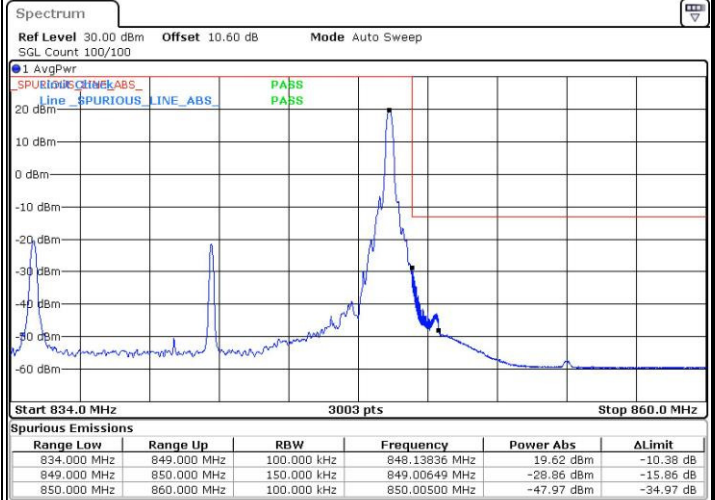
LTE Band 26 / 15MHz / 16QAM

Lowest Band Edge / 1 RB



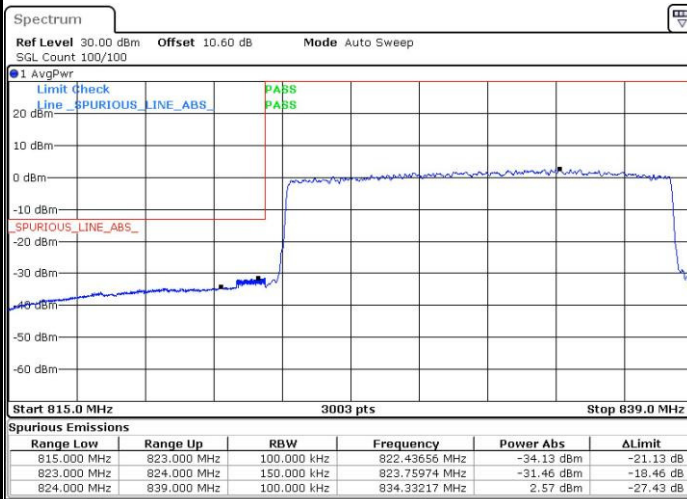
Date: 2.SEP.2016 09:53:54

Highest Band Edge / 1 RB



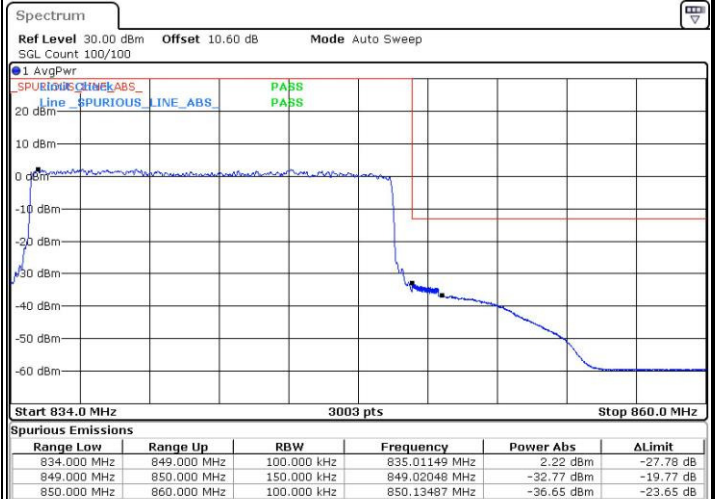
Date: 2.SEP.2016 09:57:35

Lowest Band Edge / Full RB



Date: 2.SEP.2016 09:52:41

Highest Band Edge / Full RB



Date: 2.SEP.2016 09:58:48

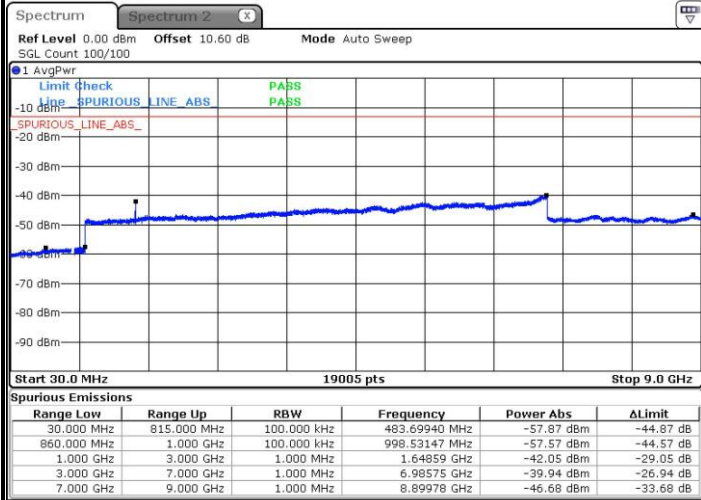


**Conducted Spurious Emission**



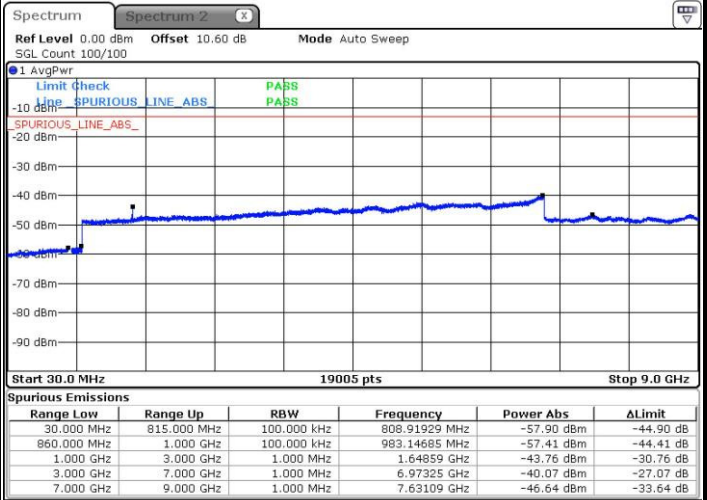
LTE Band 26 / 1.4MHz

Lowest Channel / QPSK



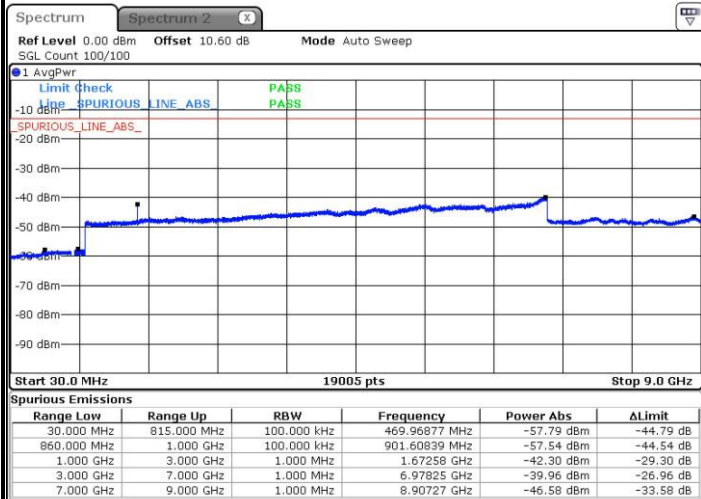
Date: 1.SEP.2016 23:36:17

Lowest Channel / 16QAM



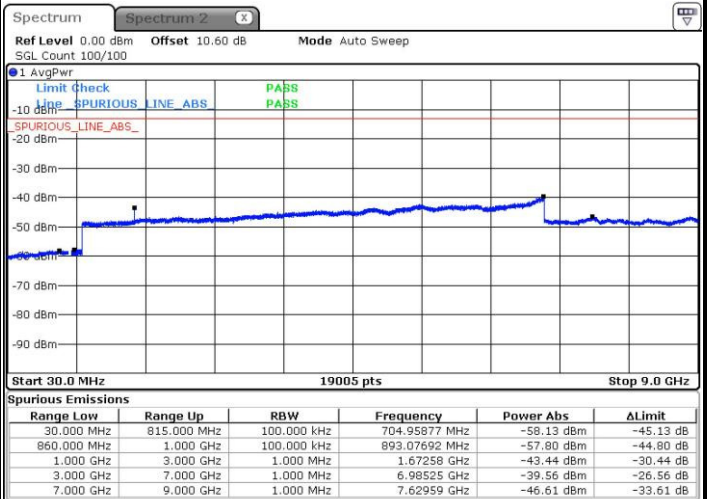
Date: 1.SEP.2016 23:37:15

Middle Channel / QPSK



Date: 1.SEP.2016 23:39:01

Middle Channel / 16QAM

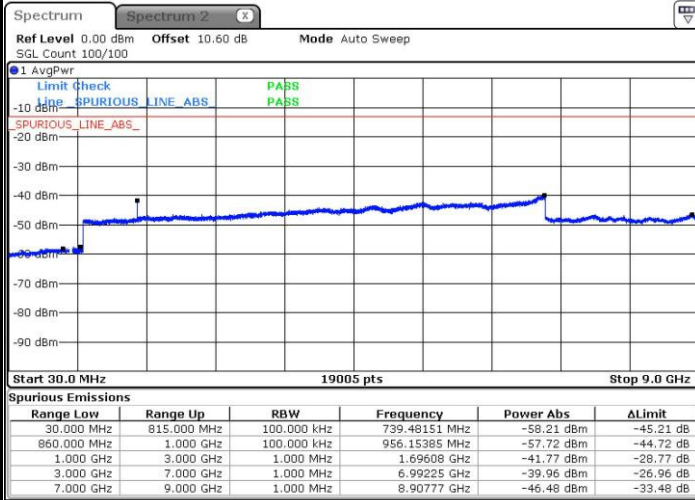


Date: 1.SEP.2016 23:40:00



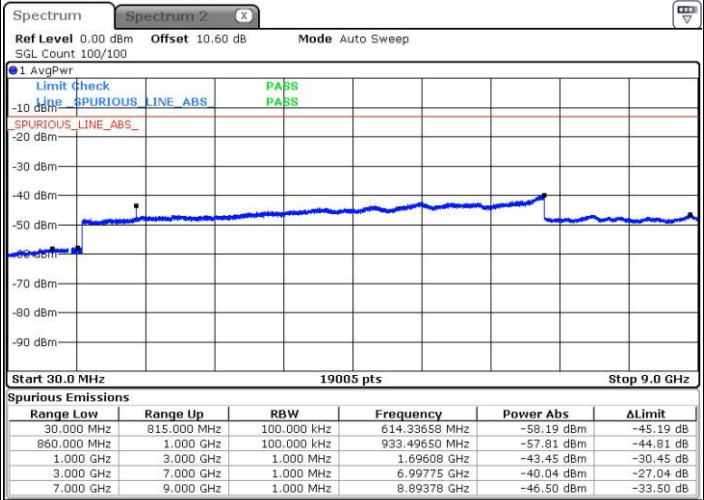
LTE Band 26 / 1.4MHz

Highest Channel / QPSK



Date: 1.SEP.2016 23:41:45

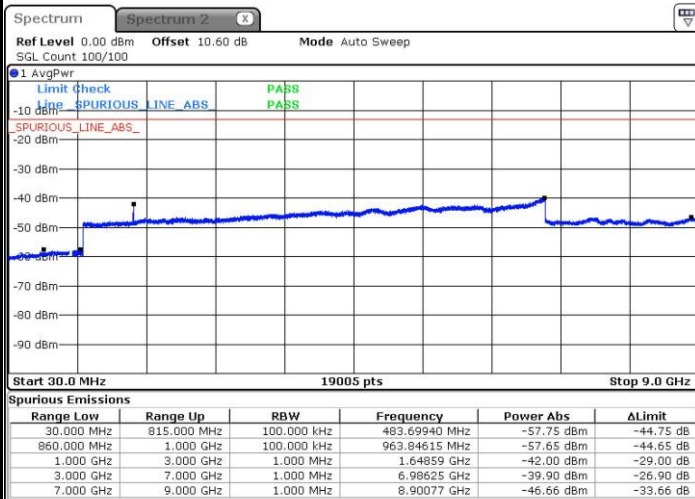
Highest Channel / 16QAM



Date: 1.SEP.2016 23:42:44

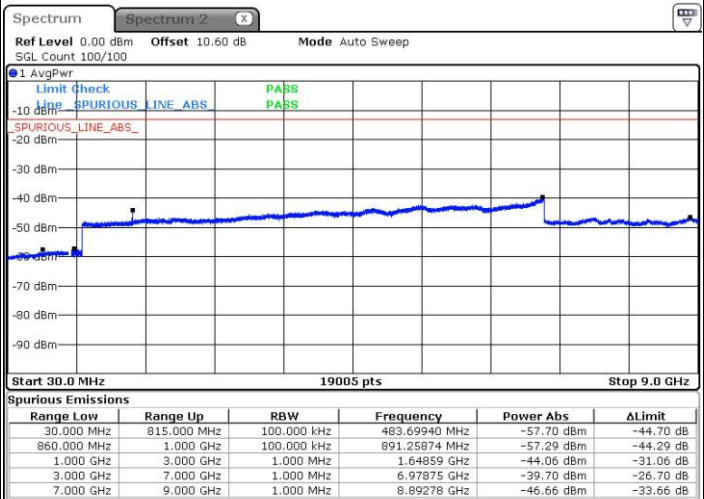
LTE Band 26 / 3MHz

Lowest Channel / QPSK



Date: 1.SEP.2016 23:44:30

Lowest Channel / 16QAM



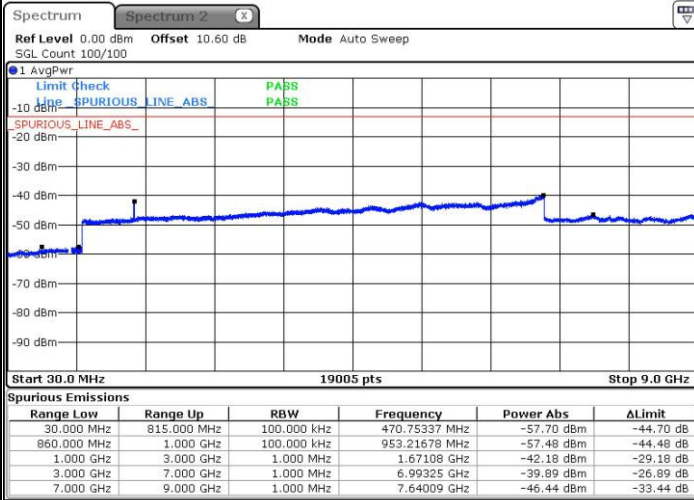
Date: 1.SEP.2016 23:45:28



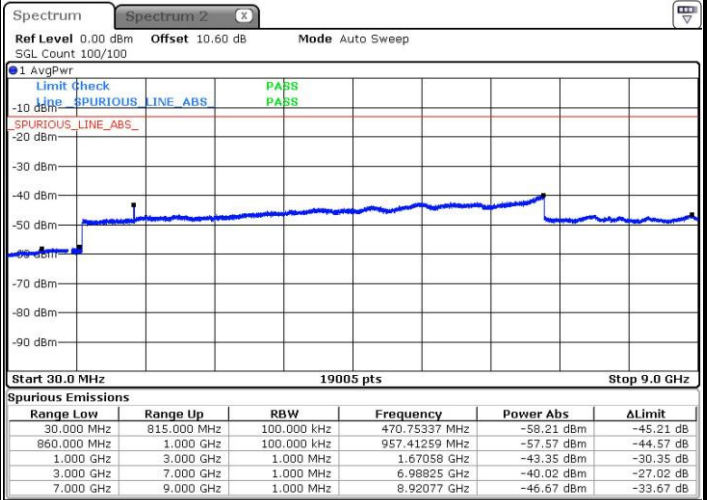
LTE Band 26 / 3MHz

Middle Channel / QPSK

Middle Channel / 16QAM



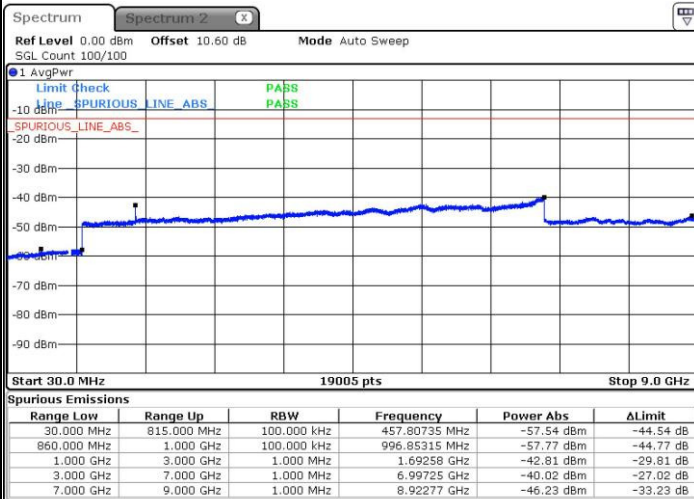
Date: 1.SEP.2016 23:47:14



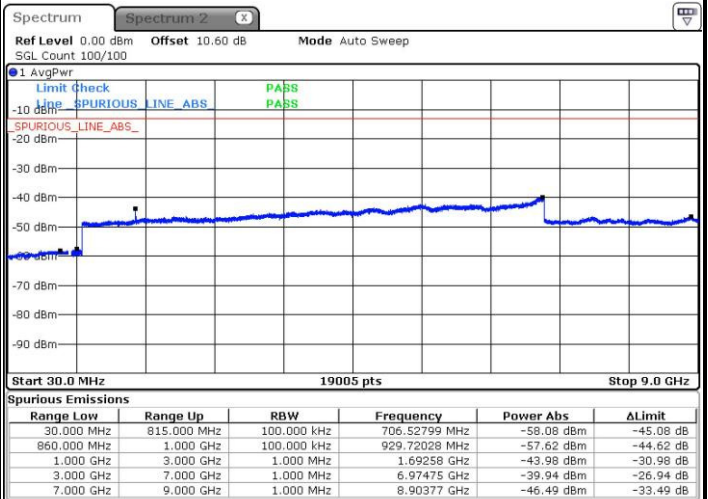
Date: 1.SEP.2016 23:48:12

Highest Channel / QPSK

Highest Channel / 16QAM



Date: 1.SEP.2016 23:49:58



Date: 1.SEP.2016 23:50:56

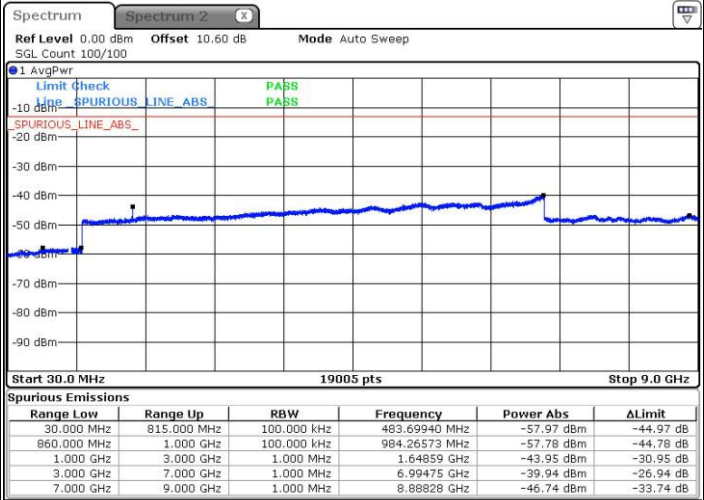
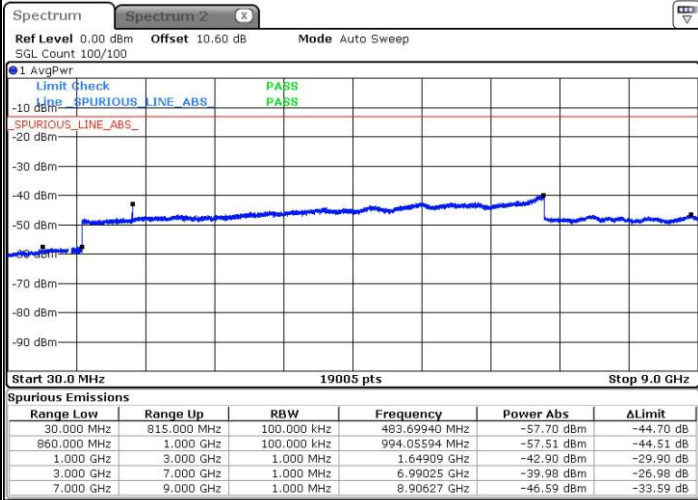




LTE Band 26 / 5MHz

Lowest Channel / QPSK

Lowest Channel / 16QAM

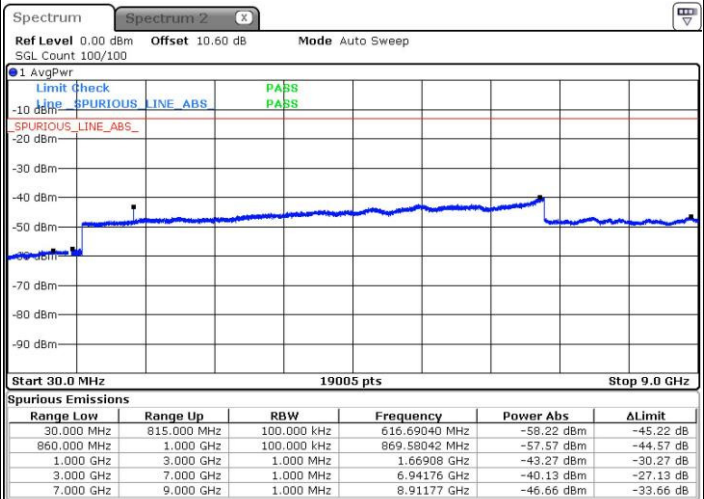
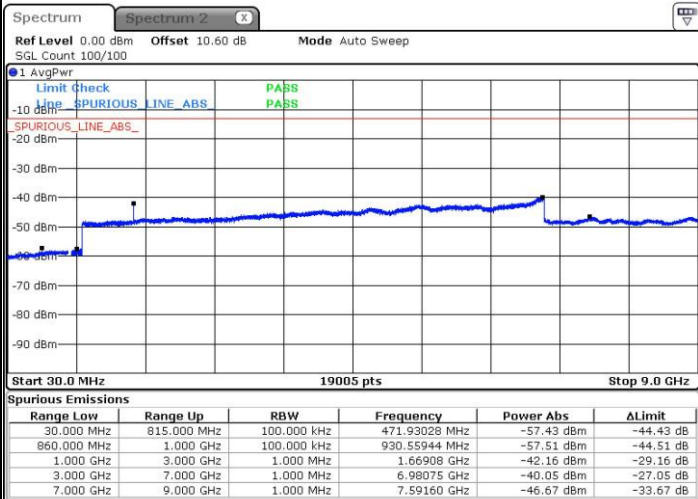


Date: 1.SEP.2016 23:52:41

Date: 1.SEP.2016 23:53:40

Middle Channel / QPSK

Middle Channel / 16QAM



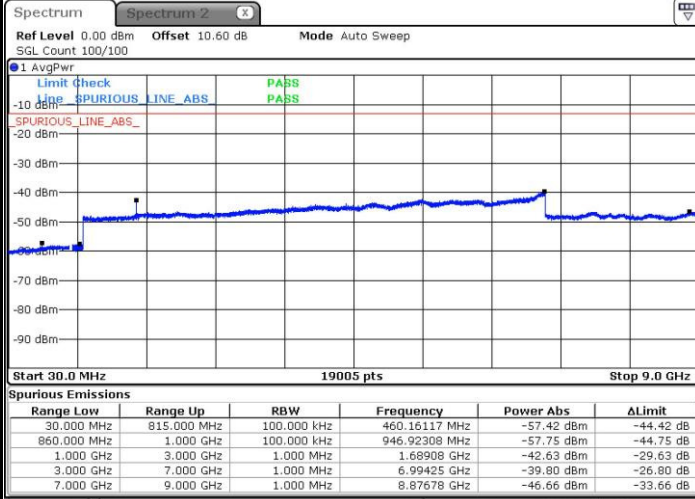
Date: 1.SEP.2016 23:55:29

Date: 1.SEP.2016 23:56:24



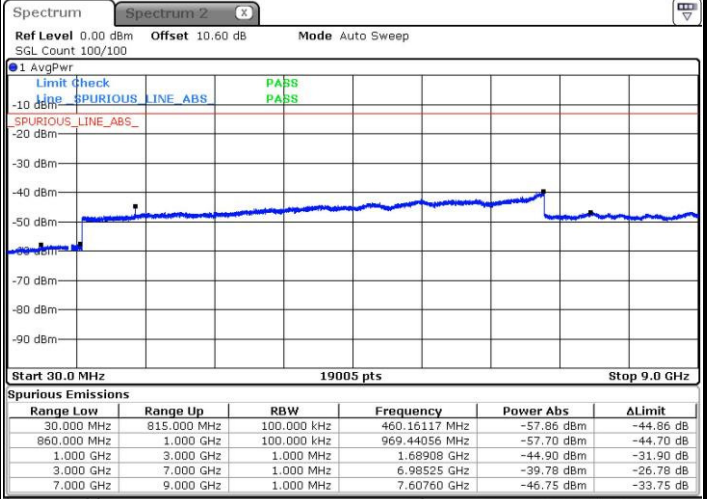
LTE Band 26 / 5MHz

Highest Channel / QPSK



Date: 1.SEP.2016 23:58:09

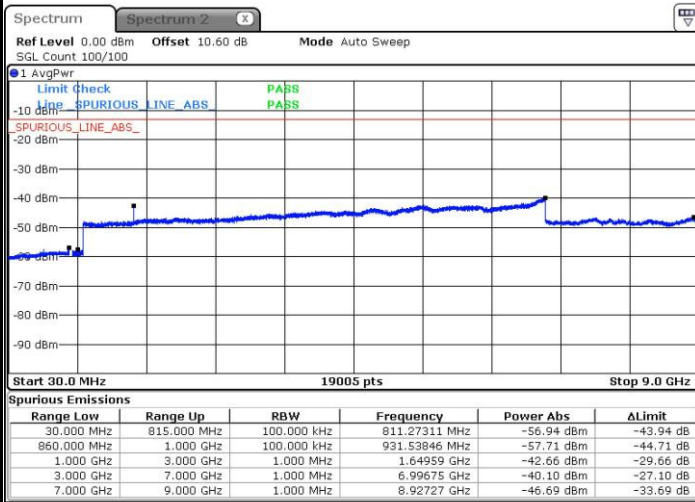
Highest Channel / 16QAM



Date: 1.SEP.2016 23:59:08

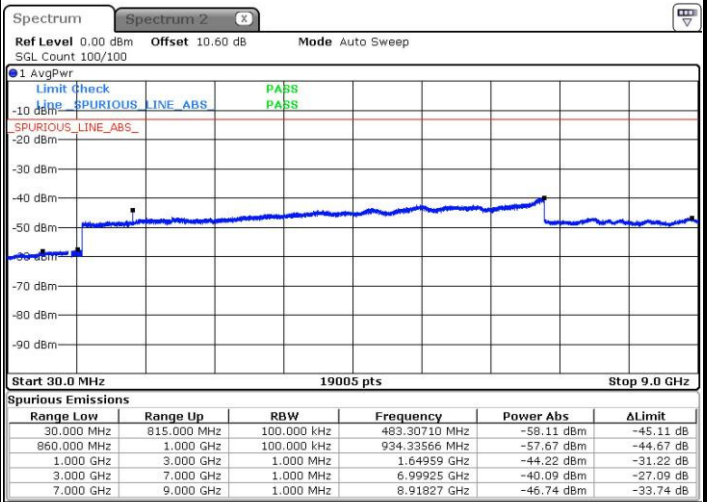
LTE Band 26 / 10MHz

Lowest Channel / QPSK



Date: 2.SEP.2016 00:00:53

Lowest Channel / 16QAM



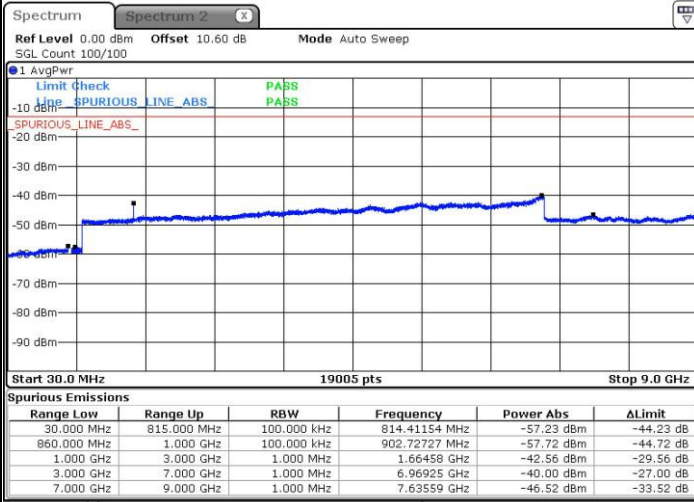
Date: 2.SEP.2016 00:01:51



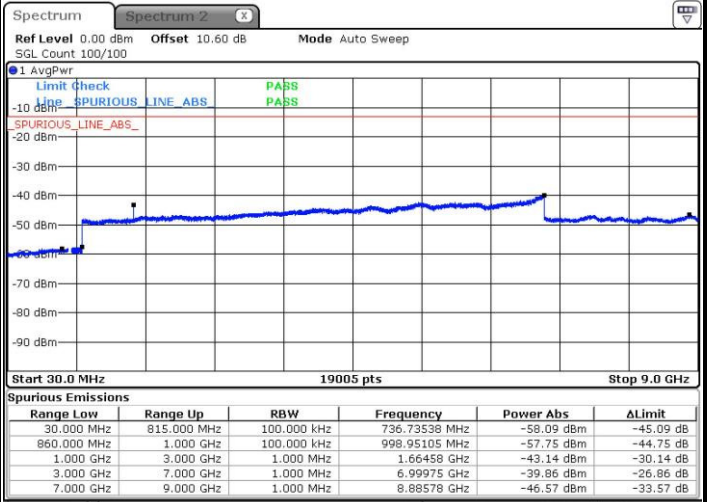
LTE Band 26 / 10MHz

Middle Channel / QPSK

Middle Channel / 16QAM



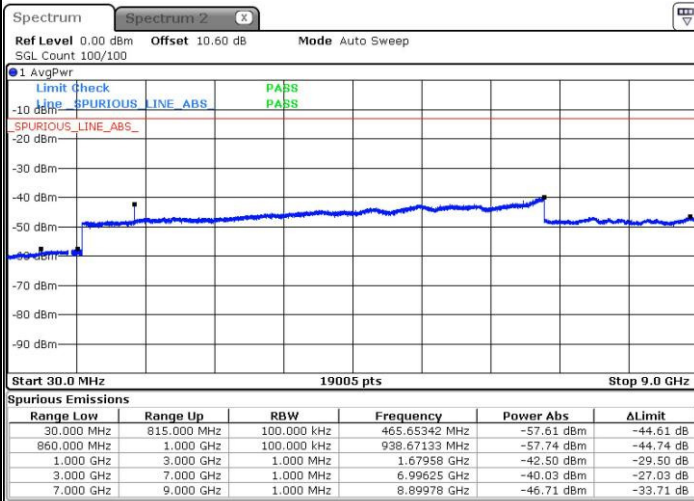
Date: 2.SEP.2016 00:03:37



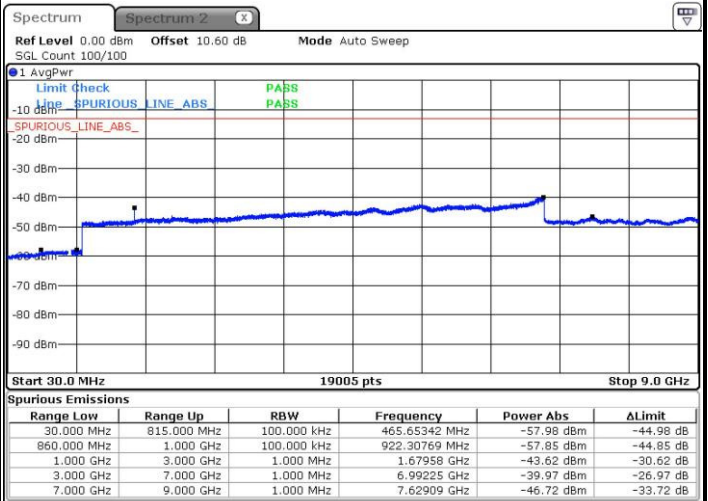
Date: 2.SEP.2016 00:04:35

Highest Channel / QPSK

Highest Channel / 16QAM



Date: 2.SEP.2016 00:06:21



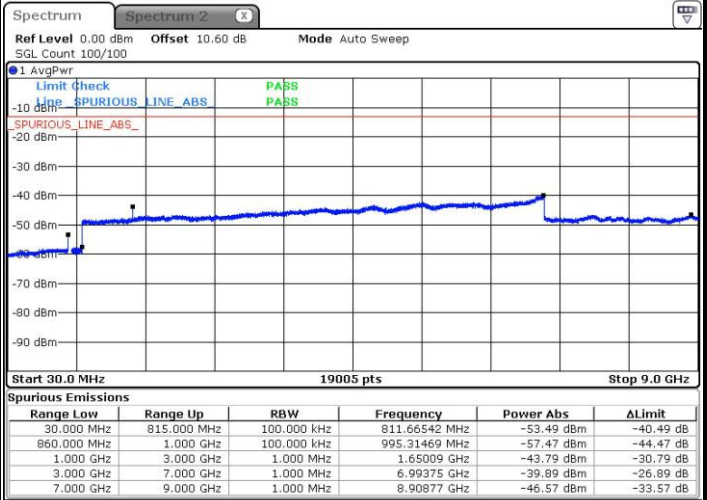
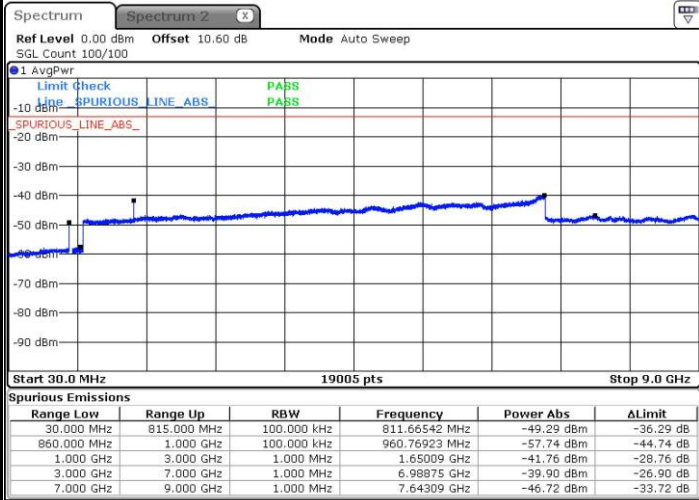
Date: 2.SEP.2016 00:07:19



LTE Band 26 / 15MHz

Lowest Channel / QPSK

Lowest Channel / 16QAM

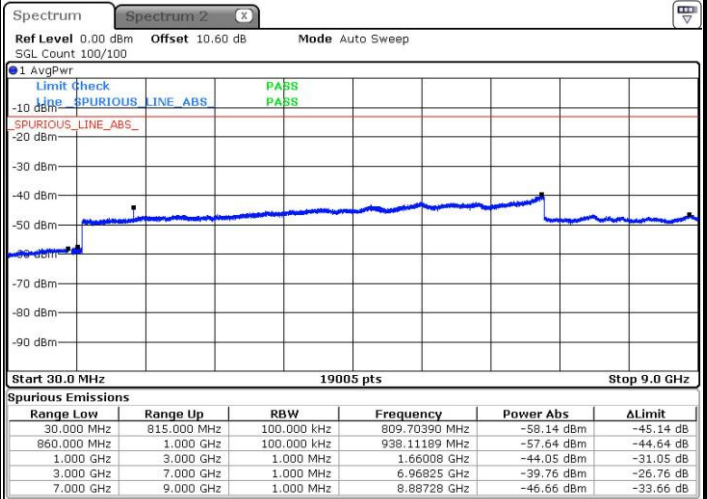
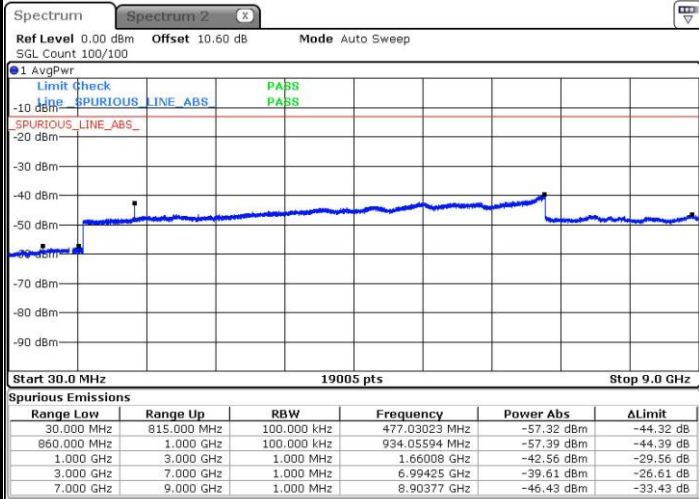


Date: 2.SEP.2016 00:09:05

Date: 2.SEP.2016 00:10:03

Middle Channel / QPSK

Middle Channel / 16QAM



Date: 2.SEP.2016 00:11:49

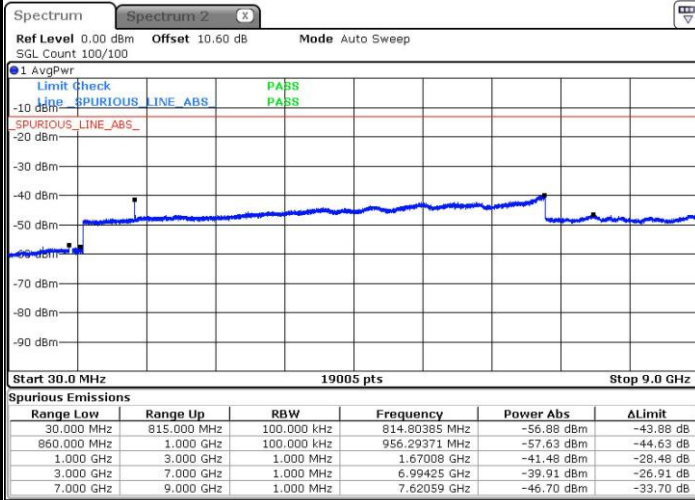
Date: 2.SEP.2016 00:12:47



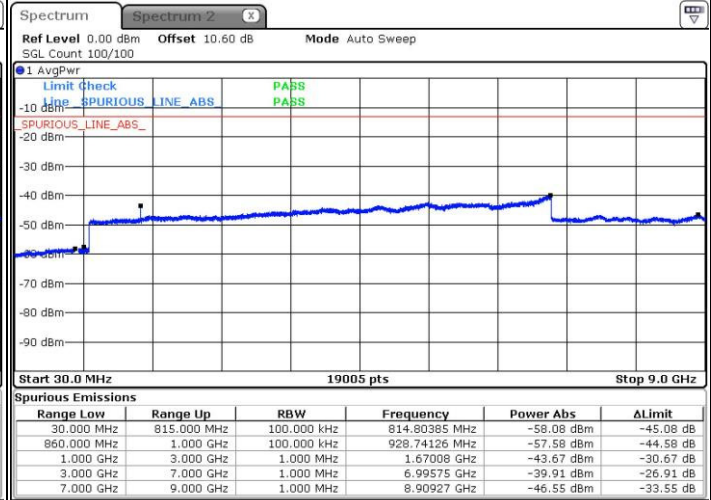
LTE Band 26 / 15MHz

Highest Channel / QPSK

Highest Channel / 16QAM



Date: 2.SEP.2016 00:14:32



Date: 2.SEP.2016 00:15:31



### Frequency Stability

Test Conditions		LTE Band 26 (QPSK) / Middle Channel	Limit
Temperature (°C)	Voltage (Volt)	BW 10MHz	Note 2.
		Deviation (ppm)	Result
50	Normal Voltage	0.0116	PASS
40	Normal Voltage	0.0118	
30	Normal Voltage	0.0001	
20(Ref.)	Normal Voltage	0.0000	
10	Normal Voltage	0.0096	
0	Normal Voltage	0.0005	
-10	Normal Voltage	0.0005	
-20	Normal Voltage	0.0088	
-30	Normal Voltage	0.0097	
20	Maximum Voltage	0.0012	
20	Normal Voltage	0.0000	
20	Battery End Point	0.0117	

**Note:**

1. Normal Voltage =3.9 V. ; Battery End Point (BEP) =3.7 V. ; Maximum Voltage =4.2 V.
2. Note: The frequency fundamental emissions stay within the authorized frequency block.





## Appendix B. Test Results of Radiated Test

### ERP/EIRP

LTE Band 2 / 1.4MHz (Average)							
Channel	Mode	RB		Horizontal		Vertical	
		Size	Offset	EIRP(dBm)	EIRP(W)	EIRP(dBm)	EIRP(W)
Lowest	QPSK	3	1	24.37	0.2735	20.13	0.1030
Middle		3	1	24.57	0.2864	20.02	0.1005
Highest		3	1	24.50	0.2818	20.28	0.1067
Lowest	16QAM	3	3	23.48	0.2228	19.32	0.0855
Middle		3	3	23.67	0.2328	19.35	0.0861
Highest		3	3	23.28	0.2128	19.33	0.0857
Limit	EIRP < 2W			Result		PASS	

LTE Band 2 / 3MHz (Average)							
Channel	Mode	RB		Horizontal		Vertical	
		Size	Offset	EIRP(dBm)	EIRP(W)	EIRP(dBm)	EIRP(W)
Lowest	QPSK	1	0	24.14	0.2594	20.14	0.1033
Middle		1	0	24.27	0.2673	20.24	0.1057
Highest		1	0	24.24	0.2655	20.81	0.1205
Lowest	16QAM	1	0	23.37	0.2173	19.24	0.0839
Middle		1	0	23.49	0.2234	19.36	0.0863
Highest		1	0	23.30	0.2138	19.67	0.0927
Limit	EIRP < 2W			Result		PASS	

LTE Band 2 / 5MHz (Average)							
Channel	Mode	RB		Horizontal		Vertical	
		Size	Offset	EIRP(dBm)	EIRP(W)	EIRP(dBm)	EIRP(W)
Lowest	QPSK	1	12	24.56	0.2858	20.59	0.1146
Middle		1	12	24.96	0.3133	20.63	0.1156
Highest		1	12	25.05	0.3199	21.17	0.1309
Lowest	16QAM	1	12	22.83	0.1919	19.05	0.0804
Middle		1	12	23.51	0.2244	19.32	0.0855
Highest		1	12	23.56	0.2270	19.61	0.0914
Limit	EIRP < 2W			Result		PASS	



LTE Band 2 / 10MHz (Average)							
Channel	Mode	RB		Horizontal		Vertical	
		Size	Offset	EIRP(dBm)	EIRP(W)	EIRP(dBm)	EIRP(W)
Lowest	QPSK	1	49	24.39	0.2748	20.39	0.1094
Middle		1	49	24.92	0.3105	20.43	0.1104
Highest		1	49	24.88	0.3076	21.24	0.1330
Lowest	16QAM	1	25	23.42	0.2198	19.17	0.0826
Middle		1	25	23.46	0.2218	19.62	0.0916
Highest		1	25	23.25	0.2113	19.94	0.0986
Limit	EIRP < 2W			Result		PASS	

LTE Band 2 / 15MHz (Average)							
Channel	Mode	RB		Horizontal		Vertical	
		Size	Offset	EIRP(dBm)	EIRP(W)	EIRP(dBm)	EIRP(W)
Lowest	QPSK	1	37	25.39	0.3459	20.67	0.1167
Middle		1	37	25.47	0.3524	20.58	0.1143
Highest		1	37	25.10	0.3236	20.77	0.1194
Lowest	16QAM	1	74	23.50	0.2239	18.90	0.0776
Middle		1	74	23.34	0.2158	19.05	0.0804
Highest		1	74	23.51	0.2244	19.46	0.0883
Limit	EIRP < 2W			Result		PASS	

LTE Band 2 / 20MHz (Average)							
Channel	Mode	RB		Horizontal		Vertical	
		Size	Offset	EIRP(dBm)	EIRP(W)	EIRP(dBm)	EIRP(W)
Lowest	QPSK	1	49	25.09	0.3228	20.30	0.1072
Middle		1	49	25.18	0.3296	20.28	0.1067
Highest		1	49	24.37	0.2735	20.09	0.1021
Lowest	16QAM	1	99	23.69	0.2339	19.11	0.0815
Middle		1	99	23.77	0.2382	18.95	0.0785
Highest		1	99	23.99	0.2506	19.45	0.0881
Limit	EIRP < 2W			Result		PASS	



LTE Band 25 / 1.4MHz (Average)							
Channel	Mode	RB		Horizontal		Vertical	
		Size	Offset	EIRP(dBm)	EIRP(W)	EIRP(dBm)	EIRP(W)
Lowest	QPSK	3	3	24.78	0.3006	20.70	0.1175
Middle		3	3	24.76	0.2992	21.01	0.1262
Highest		3	3	24.72	0.2965	21.32	0.1355
Lowest	16QAM	3	3	23.81	0.2404	19.74	0.0942
Middle		3	3	23.87	0.2438	19.97	0.0993
Highest		3	3	23.93	0.2472	20.71	0.1178
Limit	EIRP < 2W			Result		PASS	

LTE Band 25 / 3MHz (Average)							
Channel	Mode	RB		Horizontal		Vertical	
		Size	Offset	EIRP(dBm)	EIRP(W)	EIRP(dBm)	EIRP(W)
Lowest	QPSK	1	8	24.43	0.2773	20.21	0.1050
Middle			8	24.55	0.2851	20.65	0.1161
Highest		1	8	24.28	0.2679	20.92	0.1236
Lowest	16QAM	1	14	23.52	0.2249	19.35	0.0861
Middle			14	23.67	0.2328	19.65	0.0923
Highest		1	14	23.47	0.2223	20.15	0.1035
Limit	EIRP < 2W			Result		PASS	

LTE Band 25 / 5MHz (Average)							
Channel	Mode	RB		Horizontal		Vertical	
		Size	Offset	EIRP(dBm)	EIRP(W)	EIRP(dBm)	EIRP(W)
Lowest	QPSK	1	12	24.78	0.3006	20.55	0.1135
Middle		1	12	25.05	0.3199	20.82	0.1208
Highest		1	12	25.08	0.3221	21.32	0.1355
Lowest	16QAM	1	12	23.13	0.2056	18.96	0.0787
Middle		1	12	23.45	0.2213	19.49	0.0889
Highest		1	12	23.95	0.2483	20.09	0.1021
Limit	EIRP < 2W			Result		PASS	



LTE Band 25 / 10MHz (Average)							
Channel	Mode	RB		Horizontal		Vertical	
		Size	Offset	EIRP(dBm)	EIRP(W)	EIRP(dBm)	EIRP(W)
Lowest	QPSK	1	25	24.56	0.2858	20.40	0.1096
Middle		1	25	25.29	0.3381	21.23	0.1327
Highest		1	25	24.94	0.3119	21.27	0.1340
Lowest	16QAM	1	25	23.76	0.2377	19.46	0.0883
Middle		1	25	23.95	0.2483	19.97	0.0993
Highest		1	25	23.77	0.2382	20.24	0.1057
Limit	EIRP < 2W			Result		PASS	

LTE Band 25 / 15MHz (Average)							
Channel	Mode	RB		Horizontal		Vertical	
		Size	Offset	EIRP(dBm)	EIRP(W)	EIRP(dBm)	EIRP(W)
Lowest	QPSK	1	74	24.55	0.2851	20.36	0.1086
Middle		1	74	24.65	0.2917	20.20	0.1047
Highest		1	74	24.45	0.2786	20.58	0.1143
Lowest	16QAM	1	0	23.27	0.2123	19.06	0.0805
Middle		1	0	23.71	0.2350	19.36	0.0863
Highest		1	0	23.40	0.2188	19.44	0.0879
Limit	EIRP < 2W			Result		PASS	

LTE Band 25 / 20MHz (Average)							
Channel	Mode	RB		Horizontal		Vertical	
		Size	Offset	EIRP(dBm)	EIRP(W)	EIRP(dBm)	EIRP(W)
Lowest	QPSK	1	49	24.92	0.3105	20.47	0.1114
Middle		1	49	25.17	0.3289	20.77	0.1194
Highest		1	49	25.03	0.3184	21.24	0.1330
Lowest	16QAM	1	99	23.63	0.2307	19.41	0.0873
Middle		1	99	23.74	0.2366	19.55	0.0902
Highest		1	99	23.80	0.2399	20.13	0.1030
Limit	EIRP < 2W			Result		PASS	



LTE Band 4 / 1.4MHz (Average)							
Channel	Mode	RB		Horizontal		Vertical	
		Size	Offset	EIRP(dBm)	EIRP(W)	EIRP(dBm)	EIRP(W)
Lowest	QPSK	3	1	25.39	0.3459	20.45	0.1109
Middle		3	1	25.52	0.3565	20.34	0.1081
Highest		3	1	25.92	0.3908	20.89	0.1227
Lowest	16QAM	1	3	24.61	0.2891	20.19	0.1045
Middle			3	24.76	0.2992	19.28	0.0847
Highest		1	3	25.11	0.3243	19.79	0.0953
Limit	EIRP < 1W			Result		PASS	

LTE Band 4 / 3MHz (Average)							
Channel	Mode	RB		Horizontal		Vertical	
		Size	Offset	EIRP(dBm)	EIRP(W)	EIRP(dBm)	EIRP(W)
Lowest	QPSK	1	0	25.25	0.3350	21.18	0.1312
Middle		1	0	25.28	0.3373	20.51	0.1125
Highest		1	0	25.94	0.3926	21.03	0.1268
Lowest	16QAM	1	0	24.22	0.2642	20.14	0.1033
Middle		1	0	24.54	0.2844	19.73	0.0940
Highest		1	0	24.89	0.3083	19.89	0.0975
Limit	EIRP < 1W			Result		PASS	

LTE Band 4 / 5MHz (Average)							
Channel	Mode	RB		Horizontal		Vertical	
		Size	Offset	EIRP(dBm)	EIRP(W)	EIRP(dBm)	EIRP(W)
Lowest	QPSK	1	24	25.09	0.3228	20.67	0.1167
Middle		1	24	25.47	0.3524	20.45	0.1109
Highest		1	24	25.94	0.3926	21.13	0.1297
Lowest	16QAM	1	12	24.06	0.2547	19.41	0.0873
Middle		1	12	24.37	0.2735	19.20	0.0832
Highest		1	12	25.09	0.3228	19.68	0.0929
Limit	EIRP < 1W			Result		PASS	



LTE Band 4 / 10MHz (Average)							
Channel	Mode	RB		Horizontal		Vertical	
		Size	Offset	EIRP(dBm)	EIRP(W)	EIRP(dBm)	EIRP(W)
Lowest	QPSK	1	25	25.72	0.3733	20.77	0.1194
Middle		1	25	25.59	0.3622	20.49	0.1119
Highest		1	25	26.40	0.4365	21.21	0.1321
Lowest	16QAM	1	25	24.66	0.2924	20.15	0.1035
Middle		1	25	24.50	0.2818	19.65	0.0923
Highest		1	25	25.34	0.3420	20.26	0.1062
Limit	EIRP < 1W			Result		PASS	

LTE Band 4 / 15MHz (Average)							
Channel	Mode	RB		Horizontal		Vertical	
		Size	Offset	EIRP(dBm)	EIRP(W)	EIRP(dBm)	EIRP(W)
Lowest	QPSK	1	74	25.34	0.3420	20.62	0.1153
Middle		1	74	26.24	0.4207	21.12	0.1294
Highest		1	74	26.37	0.4335	21.30	0.1349
Lowest	16QAM	1	37	24.60	0.2884	19.82	0.0959
Middle		1	37	24.64	0.2911	19.56	0.0904
Highest		1	37	25.11	0.3243	19.60	0.0912
Limit	EIRP < 1W			Result		PASS	

LTE Band 4 / 20MHz (Average)							
Channel	Mode	RB		Horizontal		Vertical	
		Size	Offset	EIRP(dBm)	EIRP(W)	EIRP(dBm)	EIRP(W)
Lowest	QPSK	1	0	25.34	0.3420	21.08	0.1282
Middle		1	0	25.55	0.3589	20.48	0.1117
Highest		1	0	25.68	0.3698	20.58	0.1143
Lowest	16QAM	1	99	24.54	0.2844	19.47	0.0885
Middle		1	99	25.61	0.3639	20.03	0.1007
Highest		1	99	25.43	0.3491	20.06	0.1014
Limit	EIRP < 1W			Result		PASS	





LTE Band 5 / 1.4MHz (Average)							
Channel	Mode	RB		Horizontal		Vertical	
		Size	Offset	ERP(dBm)	ERP(W)	ERP(dBm)	ERP(W)
Lowest	QPSK	1	3	13.88	0.0244	20.37	0.1089
Middle		1	3	13.86	0.0243	20.56	0.1138
Highest		1	3	13.34	0.0216	20.15	0.1035
Lowest	16QAM	3	1	12.96	0.0198	19.07	0.0807
Middle		3	1	12.63	0.0183	19.33	0.0857
Highest		3	1	12.40	0.0174	19.10	0.0813
Limit	ERP < 7W			Result		PASS	

LTE Band 5 / 3MHz (Average)							
Channel	Mode	RB		Horizontal		Vertical	
		Size	Offset	ERP(dBm)	ERP(W)	ERP(dBm)	ERP(W)
Lowest	QPSK	1	0	13.47	0.0222	19.96	0.0991
Middle		1	0	13.45	0.0221	20.05	0.1012
Highest		1	0	13.27	0.0212	20.14	0.1033
Lowest	16QAM	1	14	12.44	0.0175	18.84	0.0766
Middle		1	14	12.29	0.0169	19.03	0.0800
Highest		1	14	12.18	0.0165	19.01	0.0796
Limit	ERP < 7W			Result		PASS	

LTE Band 5 / 5MHz (Average)							
Channel	Mode	RB		Horizontal		Vertical	
		Size	Offset	ERP(dBm)	ERP(W)	ERP(dBm)	ERP(W)
Lowest	QPSK	1	12	14.59	0.0288	20.46	0.1112
Middle		1	12	14.20	0.0263	20.42	0.1102
Highest		1	12	13.97	0.0249	20.53	0.1130
Lowest	16QAM	1	12	12.74	0.0188	18.69	0.0740
Middle		1	12	12.69	0.0186	18.62	0.0728
Highest		1	12	12.10	0.0162	18.99	0.0793
Limit	ERP < 7W			Result		PASS	

LTE Band 5 / 10MHz (Average)							
Channel	Mode	RB		Horizontal		Vertical	
		Size	Offset	ERP(dBm)	ERP(W)	ERP(dBm)	ERP(W)
Lowest	QPSK	1	25	13.63	0.0231	20.09	0.1021
Middle		1	25	13.27	0.0212	20.31	0.1074
Highest		1	25	13.45	0.0221	20.41	0.1099
Lowest	16QAM	1	25	12.47	0.0177	18.87	0.0771
Middle		1	25	12.52	0.0179	19.15	0.0822
Highest		1	25	12.24	0.0167	19.13	0.0818
Limit	ERP < 7W			Result		PASS	



LTE Band 12 / 1.4MHz (Average)							
Channel	Mode	RB		Horizontal		Vertical	
		Size	Offset	ERP(dBm)	ERP(W)	ERP(dBm)	ERP(W)
Lowest	QPSK	1	3	8.84	0.0077	20.94	0.1242
Middle		1	3	9.10	0.0081	20.10	0.1023
Highest		1	3	9.99	0.0100	19.79	0.0953
Lowest	16QAM	3	3	7.23	0.0053	19.43	0.0877
Middle		3	3	8.38	0.0069	19.07	0.0807
Highest		3	3	8.71	0.0074	18.47	0.0703
Limit	ERP < 3W			Result		PASS	

LTE Band 12 / 3MHz (Average)							
Channel	Mode	RB		Horizontal		Vertical	
		Size	Offset	ERP(dBm)	ERP(W)	ERP(dBm)	ERP(W)
Lowest	QPSK	1	14	8.21	0.0066	20.45	0.1109
Middle		1	14	9.18	0.0083	20.00	0.1000
Highest		1	14	9.49	0.0089	19.20	0.0832
Lowest	16QAM	1	14	7.38	0.0055	19.32	0.0855
Middle		1	14	8.14	0.0065	18.89	0.0774
Highest		1	14	8.55	0.0072	18.33	0.0681
Limit	ERP < 3W			Result		PASS	

LTE Band 12 / 5MHz (Average)							
Channel	Mode	RB		Horizontal		Vertical	
		Size	Offset	ERP(dBm)	ERP(W)	ERP(dBm)	ERP(W)
Lowest	QPSK	1	12	8.63	0.0073	20.52	0.1127
Middle		1	12	9.68	0.0093	20.51	0.1125
Highest		1	12	10.43	0.0110	19.88	0.0973
Lowest	16QAM	1	0	7.07	0.0051	19.24	0.0839
Middle		1	0	7.46	0.0056	18.85	0.0767
Highest		1	0	8.36	0.0069	18.46	0.0701
Limit	ERP < 3W			Result		PASS	

LTE Band 12 / 10MHz (Average)							
Channel	Mode	RB		Horizontal		Vertical	
		Size	Offset	ERP(dBm)	ERP(W)	ERP(dBm)	ERP(W)
Lowest	QPSK	1	0	8.30	0.0068	20.50	0.1122
Middle		1	0	8.39	0.0069	20.08	0.1019
Highest		1	0	8.87	0.0077	19.75	0.0944
Lowest	16QAM	1	25	7.82	0.0061	19.15	0.0822
Middle		1	25	8.15	0.0065	19.16	0.0824
Highest		1	25	8.72	0.0074	18.78	0.0755
Limit	ERP < 3W			Result		PASS	



LTE Band 13 / 5MHz (Average)							
Channel	Mode	RB		Horizontal		Vertical	
		Size	Offset	ERP(dBm)	ERP(W)	ERP(dBm)	ERP(W)
Lowest	QPSK	1	12	11.12	0.0129	19.42	0.0875
Middle		1	12	10.17	0.0104	19.71	0.0935
Highest		1	12	9.99	0.0100	19.67	0.0927
Lowest	16QAM	1	12	9.04	0.0080	17.96	0.0625
Middle		1	12	8.63	0.0073	18.20	0.0661
Highest		1	12	8.68	0.0074	18.18	0.0658
Limit	ERP < 3W			Result		PASS	

LTE Band 13 / 10MHz (Average)							
Channel	Mode	RB		Horizontal		Vertical	
		Size	Offset	ERP(dBm)	ERP(W)	ERP(dBm)	ERP(W)
Lowest	QPSK	-	-	-	-	-	-
Middle		1	25	10.62	0.0115	19.60	0.0912
Highest		-	-	-	-	-	-
Lowest	16QAM	-	-	-	-	-	-
Middle		1	0	8.73	0.0075	17.96	0.0625
Highest		-	-	-	-	-	-
Limit	ERP < 3W			Result		PASS	



LTE Band 17 / 5MHz (Average)							
Channel	Mode	RB		Horizontal		Vertical	
		Size	Offset	ERP(dBm)	ERP(W)	ERP(dBm)	ERP(W)
Lowest	QPSK	1	12	9.15	0.0082	20.45	0.1109
Middle		1	12	9.90	0.0098	20.27	0.1064
Highest		1	12	10.00	0.0100	19.94	0.0986
Lowest	16QAM	1	0	6.97	0.0050	18.75	0.0750
Middle		1	0	7.56	0.0057	18.78	0.0755
Highest		1	0	7.95	0.0062	18.39	0.0690
Limit	ERP < 3W			Result		PASS	

LTE Band 17 / 10MHz (Average)							
Channel	Mode	RB		Horizontal		Vertical	
		Size	Offset	ERP(dBm)	ERP(W)	ERP(dBm)	ERP(W)
Lowest	QPSK	1	25	9.21	0.0083	19.90	0.0977
Middle			25	9.51	0.0089	20.02	0.1005
Highest		1	25	9.26	0.0084	19.61	0.0914
Lowest	16QAM	1	25	8.22	0.0066	18.92	0.0780
Middle		1	25	8.27	0.0067	18.76	0.0752
Highest		1	25	8.36	0.0069	18.69	0.0740
Limit	ERP < 3W			Result		PASS	



LTE Band 26 / 1.4MHz (Average)							
Channel	Mode	RB		Horizontal		Vertical	
		Size	Offset	ERP(dBm)	ERP(W)	ERP(dBm)	ERP(W)
Lowest	QPSK	3	1	13.76	0.0238	20.36	0.1086
Middle		3	1	13.38	0.0218	20.17	0.1040
Highest		3	1	13.18	0.0208	20.09	0.1021
Lowest	16QAM	3	0	12.50	0.0178	19.10	0.0813
Middle		3	0	12.46	0.0176	19.13	0.0818
Highest		3	0	12.07	0.0161	18.91	0.0778
Limit	ERP < 7W			Result		PASS	

LTE Band 26 / 3MHz (Average)							
Channel	Mode	RB		Horizontal		Vertical	
		Size	Offset	ERP(dBm)	ERP(W)	ERP(dBm)	ERP(W)
Lowest	QPSK	1	14	13.22	0.0210	19.81	0.0957
Middle		1	14	13.09	0.0204	19.85	0.0966
Highest		1	14	13.21	0.0209	20.00	0.1000
Lowest	16QAM	1	0	12.15	0.0164	18.80	0.0759
Middle		1	0	12.20	0.0166	18.86	0.0769
Highest		1	0	11.97	0.0157	18.81	0.0760
Limit	ERP < 7W			Result		PASS	

LTE Band 26 / 5MHz (Average)							
Channel	Mode	RB		Horizontal		Vertical	
		Size	Offset	ERP(dBm)	ERP(W)	ERP(dBm)	ERP(W)
Lowest	QPSK	1	12	13.76	0.0238	19.97	0.0993
Middle		1	12	13.82	0.0241	20.24	0.1057
Highest		1	12	13.22	0.0210	19.84	0.0964
Lowest	16QAM	1	0	12.37	0.0173	18.83	0.0764
Middle		1	0	12.29	0.0169	19.05	0.0804
Highest		1	0	11.97	0.0157	18.93	0.0782
Limit	ERP < 7W			Result		PASS	



LTE Band 26 / 10MHz (Average)							
Channel	Mode	RB		Horizontal		Vertical	
		Size	Offset	ERP(dBm)	ERP(W)	ERP(dBm)	ERP(W)
Lowest	QPSK	1	49	13.76	0.0238	19.97	0.0993
Middle		1	49	13.82	0.0241	20.24	0.1057
Highest		1	49	13.22	0.0210	19.84	0.0964
Lowest	16QAM	1	25	12.37	0.0173	18.83	0.0764
Middle		1	25	12.29	0.0169	19.05	0.0804
Highest		1	25	11.97	0.0157	18.93	0.0782
Limit	ERP < 7W			Result		PASS	

LTE Band 26 / 15MHz (Average)							
Channel	Mode	RB		Horizontal		Vertical	
		Size	Offset	ERP(dBm)	ERP(W)	ERP(dBm)	ERP(W)
Lowest	QPSK	1	37	14.11	0.0258	20.23	0.1054
Middle		1	37	14.17	0.0261	20.17	0.1040
Highest		1	37	13.62	0.0230	20.45	0.1109
Lowest	16QAM	1	37	12.73	0.0187	18.63	0.0729
Middle		1	37	12.47	0.0177	18.75	0.0750
Highest		1	37	12.41	0.0174	18.69	0.0740
Limit	ERP < 7W			Result		PASS	



## **Radiated Spurious Emission**





## LTE Band 2

LTE Band 2 / 1.4MHz / QPSK									
Channel	Frequency ( MHz )	EIRP ( dBm )	Limit ( dBm )	Over Limit ( dB )	SPA Reading (dBm)	S.G. Power ( dBm )	TX Cable loss ( dB )	TX Antenna Gain (dBi)	Polarization (H/V)
Lowest	3702	-43.37	-13	-30.37	-60.22	-49.94	1.67	8.24	H
	5550	-51.44	-13	-38.44	-74.08	-58.51	2.65	9.72	H
	7404	-46.00	-13	-33.00	-73.1	-55.15	2.46	11.61	H
									H
									H
									H
	3702	-39.19	-13	-26.19	-56.2	-45.76	1.67	8.24	V
	5550	-45.46	-13	-32.46	-67.93	-52.53	2.65	9.72	V
	7404	-38.60	-13	-25.60	-65.76	-47.75	2.46	11.61	V
									V
									V
									V
									V
									V
Middle	3762	-44.26	-13	-31.26	-61.27	-50.89	1.69	8.31	H
	5640	-50.07	-13	-37.07	-72.85	-57.12	2.71	9.76	H
	7518	-43.65	-13	-30.65	-70.96	-53.04	2.42	11.81	H
									H
									H
									H
	3762	-40.47	-13	-27.47	-57.61	-47.1	1.69	8.31	V
	5640	-44.76	-13	-31.76	-67.38	-51.81	2.71	9.76	V
	7518	-34.35	-13	-21.35	-61.78	-43.74	2.42	11.81	V
									V
									V
									V
									V
									V
Highest	3816	-43.02	-13	-30.02	-60.23	-49.7	1.70	8.38	H
	5730	-47.63	-13	-34.63	-70.55	-54.66	2.76	9.79	H
	7638	-41.25	-13	-28.25	-68.69	-50.75	2.38	11.88	H
									H
									H
									H
	3816	-40.36	-13	-27.36	-57.66	-47.04	1.70	8.38	V
	5730	-44.63	-13	-31.63	-67.38	-51.66	2.76	9.79	V
	7638	-30.22	-13	-17.22	-57.74	-39.72	2.38	11.88	V
									V
									V
									V
									V
									V

Remark: Spurious emissions within 30-1000MHz were found more than 20dB below limit line.



LTE Band 2 / 3MHz / QPSK									
Channel	Frequency ( MHz )	EIRP ( dBm )	Limit ( dBm )	Over Limit ( dB )	SPA Reading (dBm)	S.G. Power ( dBm )	TX Cable loss ( dB )	TX Antenna Gain (dBi)	Polarization (H/V)
Lowest	3702	-43.85	-13	-30.85	-60.7	-50.42	1.67	8.24	H
	5550	-51.17	-13	-38.17	-73.84	-58.24	2.65	9.72	H
	7404	-45.60	-13	-32.60	-72.71	-54.75	2.46	11.61	H
									H
									H
									H
									H
	3702	-39.05	-13	-26.05	-56.06	-45.62	1.67	8.24	V
	5550	-44.97	-13	-31.97	-67.44	-52.04	2.65	9.72	V
	7404	-38.09	-13	-25.09	-65.25	-47.24	2.46	11.61	V
									V
	Middle	3756	-44.60	-13	-31.60	-61.61	-51.22	1.68	8.31
5634		-50.19	-13	-37.19	-72.97	-57.24	2.70	9.75	H
7518		-44.30	-13	-31.30	-71.61	-53.69	2.42	11.81	H
									H
									H
									H
									H
3756		-40.70	-13	-27.70	-57.84	-47.32	1.68	8.31	V
5634		-45.10	-13	-32.10	-67.72	-52.15	2.70	9.75	V
7518		-34.27	-13	-21.27	-61.7	-43.66	2.42	11.81	V
									V
Highest		3816	-43.25	-13	-30.25	-60.46	-49.93	1.70	8.38
	5724	-46.98	-13	-33.98	-69.9	-54.02	2.75	9.79	H
	7632	-42.12	-13	-29.12	-69.56	-51.61	2.39	11.88	H
									H
									H
									H
									H
	3816	-39.36	-13	-26.36	-56.66	-46.04	1.70	8.38	V
	5724	-41.89	-13	-28.89	-64.67	-48.93	2.75	9.79	V
	7632	-29.76	-13	-16.76	-57.28	-39.25	2.39	11.88	V
									V
									V
								V	

Remark: Spurious emissions within 30-1000MHz were found more than 20dB below limit line.



LTE Band 2 / 5MHz / QPSK									
Channel	Frequency ( MHz )	EIRP ( dBm )	Limit ( dBm )	Over Limit ( dB )	SPA Reading (dBm)	S.G. Power ( dBm )	TX Cable loss ( dB )	TX Antenna Gain (dBi)	Polarization (H/V)
Lowest	3702	-43.58	-13	-30.58	-60.43	-50.15	1.67	8.24	H
	5550	-51.18	-13	-38.18	-73.82	-58.25	2.65	9.72	H
	7404	-46.85	-13	-33.85	-73.96	-56	2.46	11.61	H
									H
									H
									H
									H
	3702	-39.19	-13	-26.19	-56.2	-45.76	1.67	8.24	V
	5550	-45.21	-13	-32.21	-67.68	-52.28	2.65	9.72	V
	7404	-39.15	-13	-26.15	-66.31	-48.3	2.46	11.61	V
									V
	Middle	3756	-45.93	-13	-32.93	-62.94	-52.55	1.68	8.31
5634		-50.31	-13	-37.31	-73.09	-57.36	2.70	9.75	H
7512		-44.72	-13	-31.72	-72.04	-54.1	2.43	11.81	H
									H
									H
									H
									H
3756		-41.85	-13	-28.85	-58.99	-48.47	1.68	8.31	V
5634		-45.09	-13	-32.09	-67.71	-52.14	2.70	9.75	V
7512		-34.71	-13	-21.71	-62.15	-44.09	2.43	11.81	V
									V
Highest		3810	-43.00	-13	-30.00	-60.16	-49.67	1.70	8.37
	5718	-47.46	-13	-34.46	-70.38	-54.5	2.75	9.79	H
	7620	-41.85	-13	-28.85	-69.26	-51.33	2.39	11.87	H
									H
									H
									H
									H
	3810	-40.21	-13	-27.21	-57.47	-46.88	1.70	8.37	V
	5718	-44.30	-13	-31.30	-67.09	-51.34	2.75	9.79	V
	7620	-29.23	-13	-16.23	-56.73	-38.71	2.39	11.87	V
									V
									V
								V	

Remark: Spurious emissions within 30-1000MHz were found more than 20dB below limit line.



LTE Band 2 / 10MHz / QPSK									
Channel	Frequency ( MHz )	EIRP ( dBm )	Limit ( dBm )	Over Limit ( dB )	SPA Reading (dBm)	S.G. Power ( dBm )	TX Cable loss ( dB )	TX Antenna Gain (dBi)	Polarization (H/V)
Lowest	3702	-43.23	-13	-30.23	-60.08	-49.8	1.67	8.24	H
	5550	-51.43	-13	-38.43	-74.07	-58.5	2.65	9.72	H
	7404	-48.99	-13	-35.99	-73.1	-58.14	2.46	11.61	H
									H
									H
									H
									H
	3702	-38.81	-13	-25.81	-55.82	-45.38	1.67	8.24	V
	5550	-45.19	-13	-32.19	-67.66	-52.26	2.65	9.72	V
	7404	-38.35	-13	-25.35	-65.51	-47.5	2.46	11.61	V
									V
	Middle	3750	-44.27	-13	-31.27	-61.28	-50.89	1.68	8.30
5628		-47.04	-13	-34.04	-69.77	-54.09	2.70	9.75	H
7500		-44.25	-13	-31.25	-71.55	-53.62	2.43	11.80	H
									H
									H
									H
									H
3750		-41.07	-13	-28.07	-58.21	-47.69	1.68	8.30	V
5628		-44.22	-13	-31.22	-66.82	-51.27	2.70	9.75	V
7500		-33.80	-13	-20.80	-61.22	-43.17	2.43	11.80	V
									V
Highest		3804	-41.61	-13	-28.61	-58.77	-48.28	1.70	8.36
	5700	-48.00	-13	-35.00	-70.86	-55.04	2.74	9.78	H
	7602	-42.41	-13	-29.41	-69.81	-51.87	2.40	11.86	H
									H
									H
									H
									H
	3804	-39.50	-13	-26.50	-56.76	-46.17	1.70	8.36	V
	5700	-43.79	-13	-30.79	-66.51	-50.83	2.74	9.78	V
	7602	-30.78	-13	-17.78	-58.27	-40.24	2.40	11.86	V
									V
									V
								V	

Remark: Spurious emissions within 30-1000MHz were found more than 20dB below limit line.