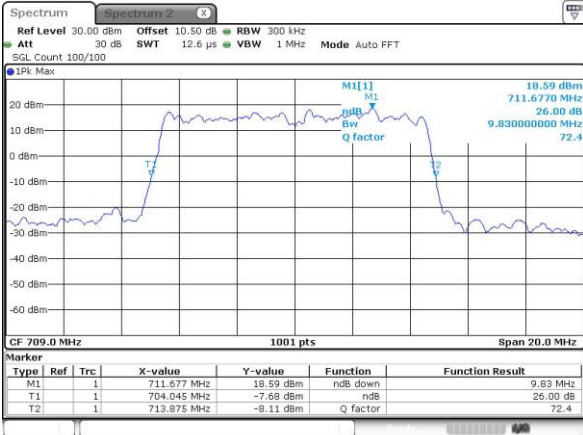




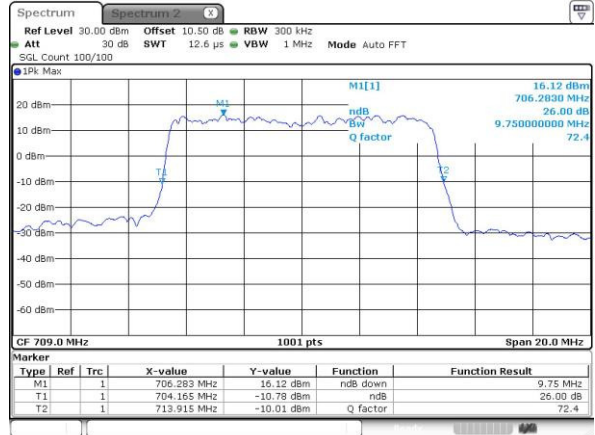
LTE Band 17

Lowest Channel / 10MHz / QPSK



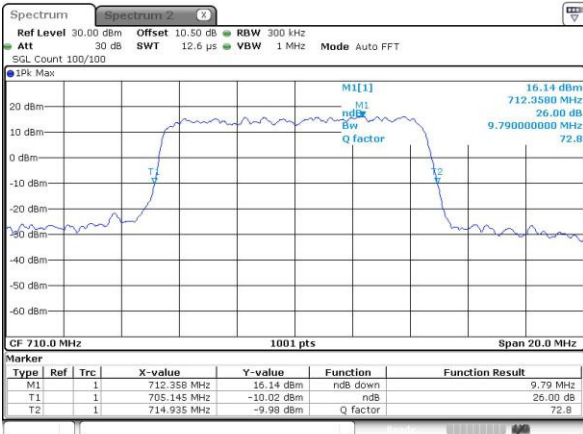
Date: 1,SEP,2016 20:50:47

Lowest Channel / 10MHz / 16QAM



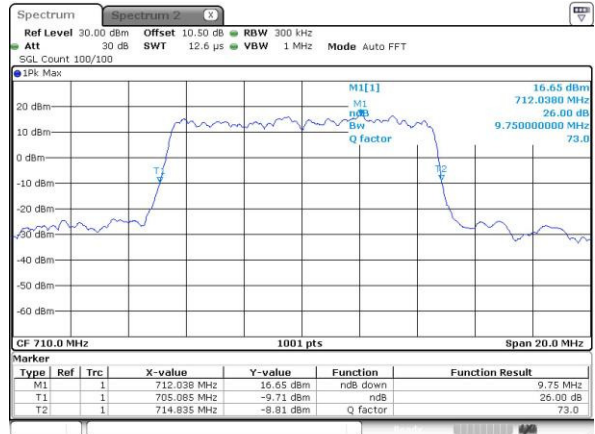
Date: 1,SEP,2016 20:50:59

Middle Channel / 10MHz / QPSK



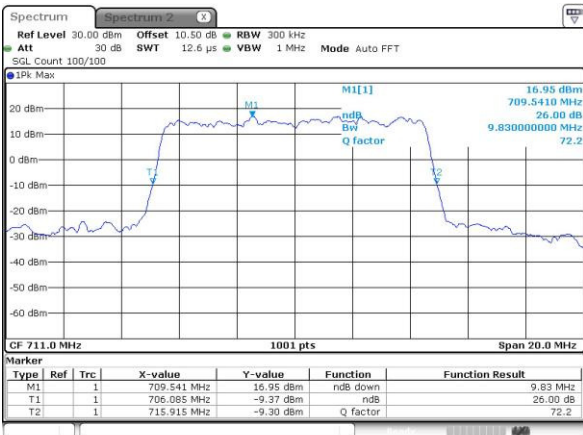
Date: 1,SEP,2016 20:58:09

Middle Channel / 10MHz / 16QAM



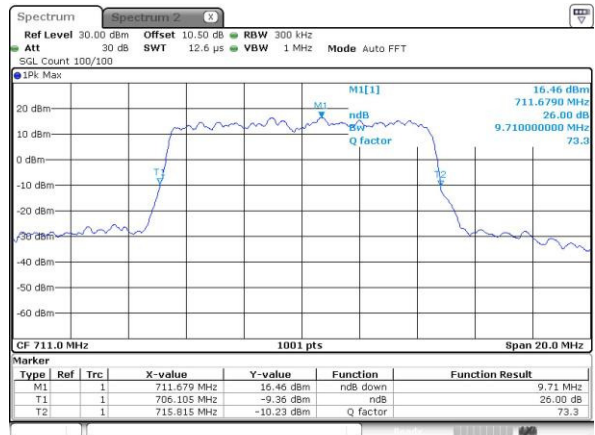
Date: 1,SEP,2016 20:58:21

Highest Channel / 10MHz / QPSK



Date: 1,SEP,2016 21:00:53

Highest Channel / 10MHz / 16QAM



Date: 1,SEP,2016 21:01:05



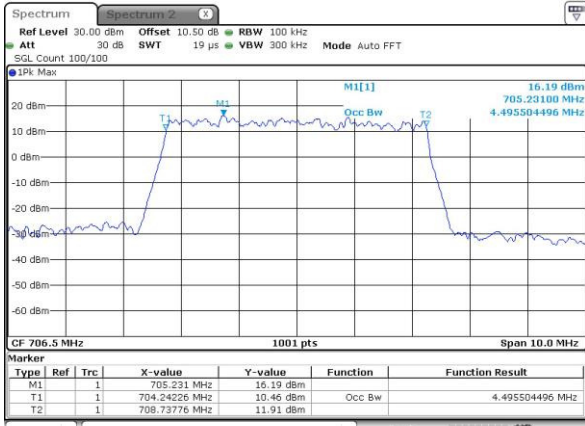
### Occupied Bandwidth

Mode	LTE Band 17 : 99%OBW(MHz)											
	1.4MHz		3MHz		5MHz		10MHz		15MHz		20MHz	
BW	QPSK	16QAM	QPSK	16QAM	QPSK	16QAM	QPSK	16QAM	QPSK	16QAM	QPSK	16QAM
Mod.	QPSK	16QAM	QPSK	16QAM	QPSK	16QAM	QPSK	16QAM	QPSK	16QAM	QPSK	16QAM
Lowest CH	-	-	-	-	4.5	4.49	9.03	9.01	-	-	-	-
Middle CH	-	-	-	-	4.5	4.48	9.03	8.97	-	-	-	-
Highest CH	-	-	-	-	4.48	4.49	9.01	9.03	-	-	-	-



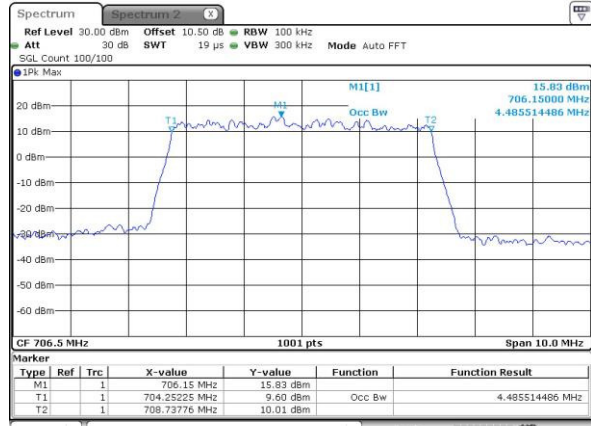
LTE Band 17

Lowest Channel / 5MHz / QPSK



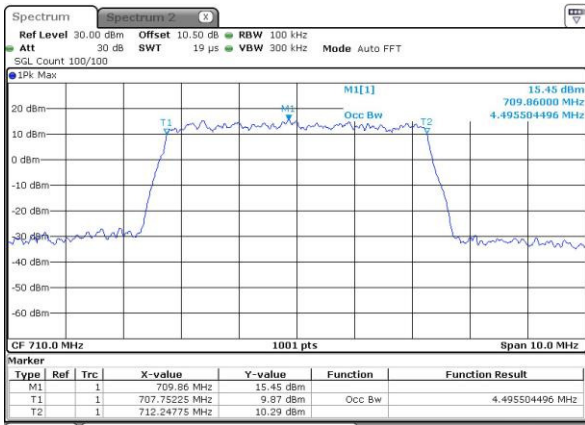
Date: 1,SEP,2016 20:32:55

Lowest Channel / 5MHz / 16QAM



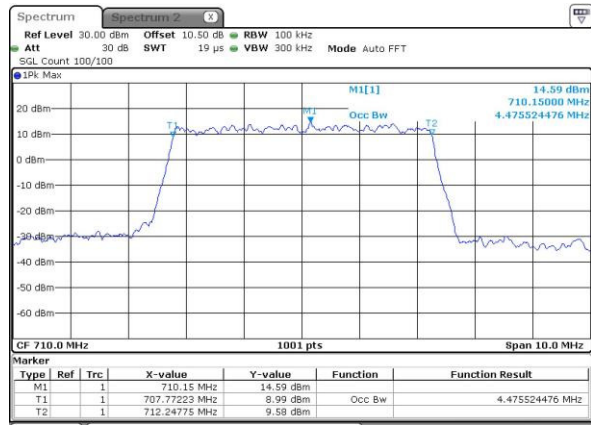
Date: 1,SEP,2016 20:33:07

Middle Channel / 5MHz / QPSK



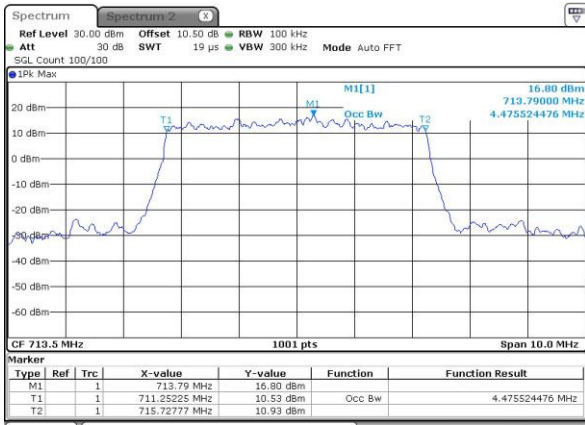
Date: 1,SEP,2016 20:40:17

Middle Channel / 5MHz / 16QAM



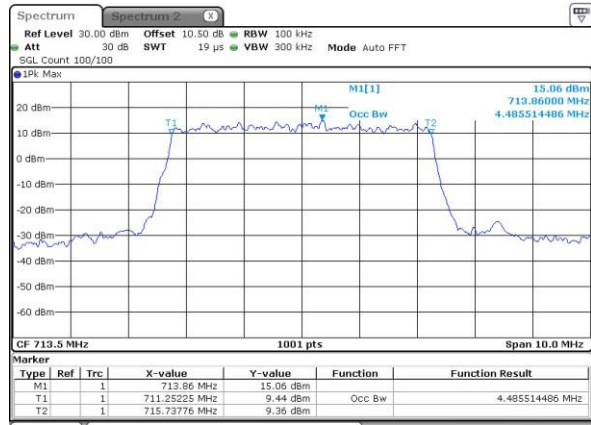
Date: 1,SEP,2016 20:40:29

Highest Channel / 5MHz / QPSK



Date: 1,SEP,2016 20:43:01

Highest Channel / 5MHz / 16QAM

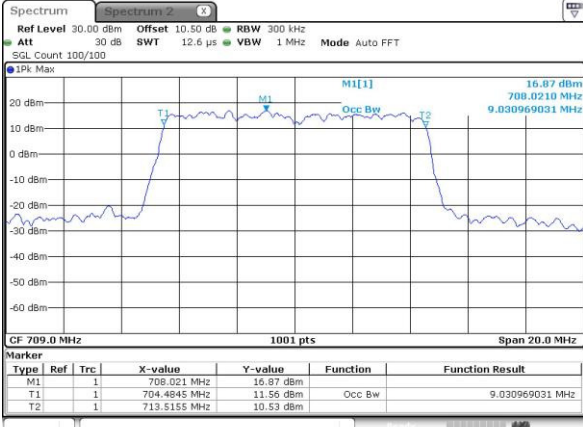


Date: 1,SEP,2016 20:43:13



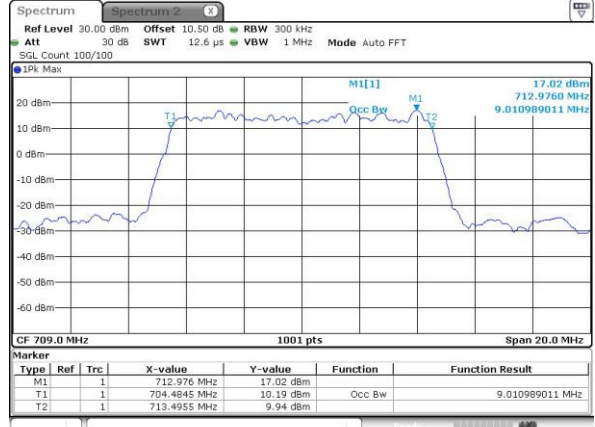
LTE Band 17

Lowest Channel / 10MHz / QPSK



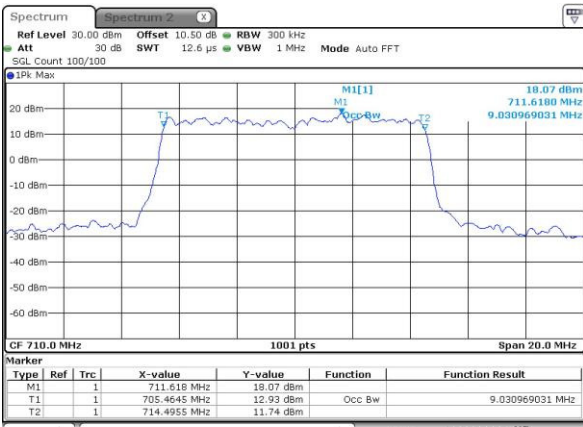
Date: 1,SEP,2016 20:50:23

Lowest Channel / 10MHz / 16QAM



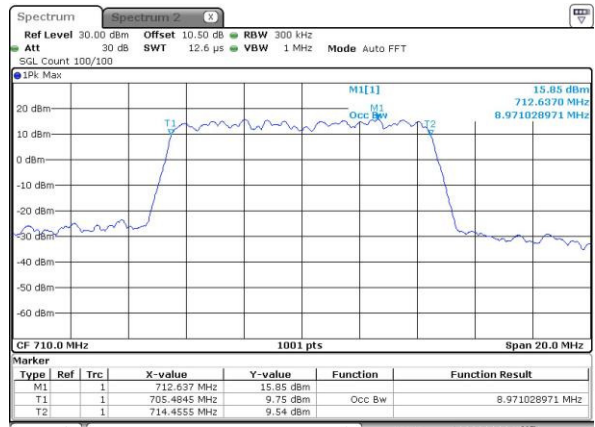
Date: 1,SEP,2016 20:50:35

Middle Channel / 10MHz / QPSK



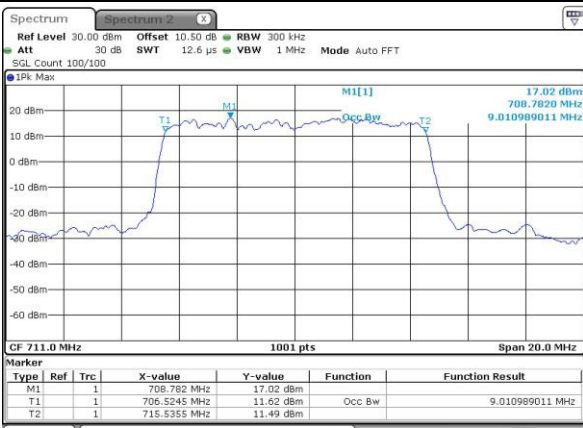
Date: 1,SEP,2016 20:57:46

Middle Channel / 10MHz / 16QAM



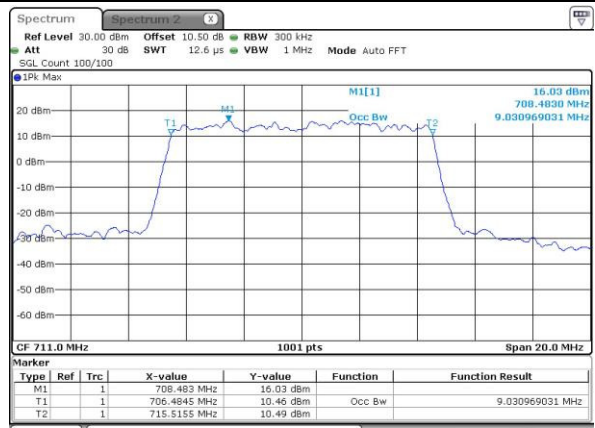
Date: 1,SEP,2016 20:57:57

Highest Channel / 10MHz / QPSK



Date: 1,SEP,2016 21:00:29

Highest Channel / 10MHz / 16QAM



Date: 1,SEP,2016 21:00:41



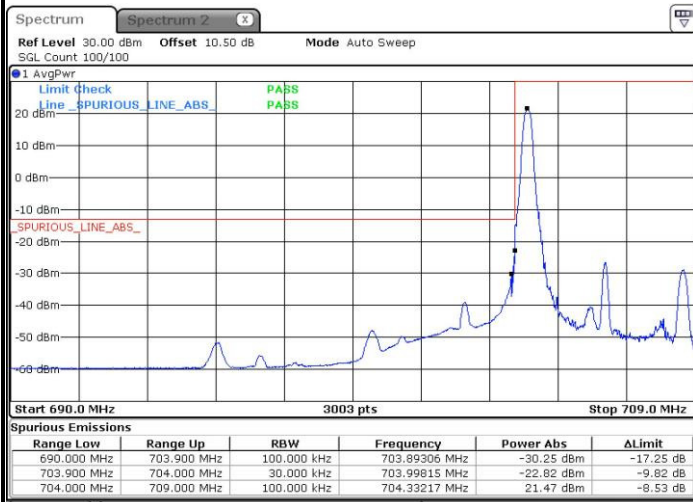


**Conducted Band Edge**



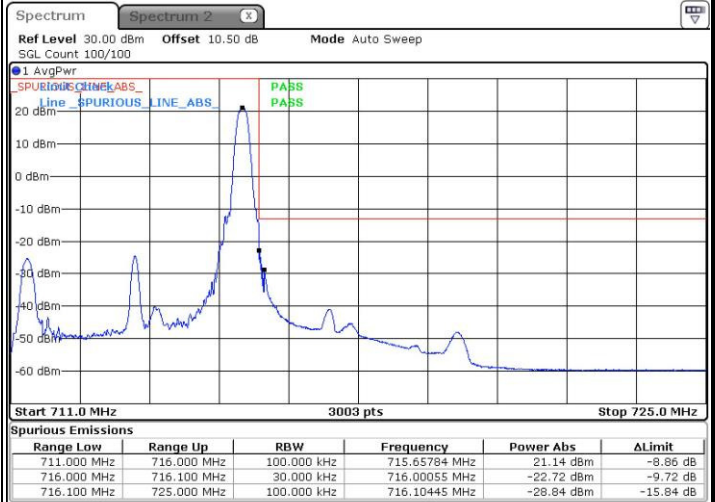
LTE Band 17 / 5MHz / QPSK

Lowest Band Edge / 1 RB



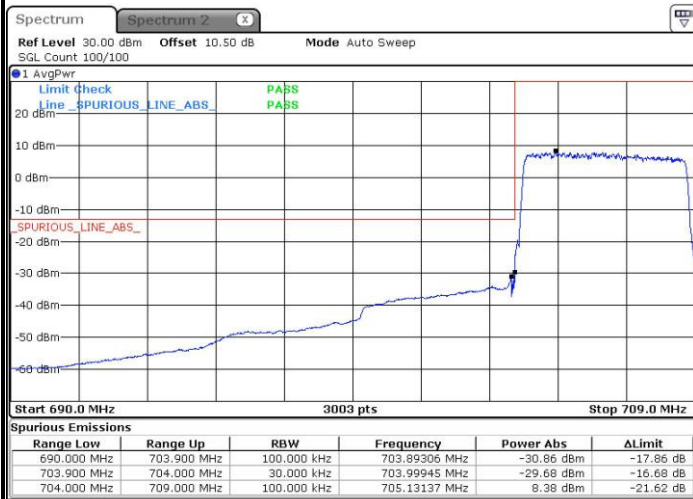
Date: 1.SEP.2016 20:34:40

Highest Band Edge / 1 RB



Date: 1.SEP.2016 20:44:46

Lowest Band Edge / Full RB



Date: 1.SEP.2016 20:36:59

Highest Band Edge / Full RB

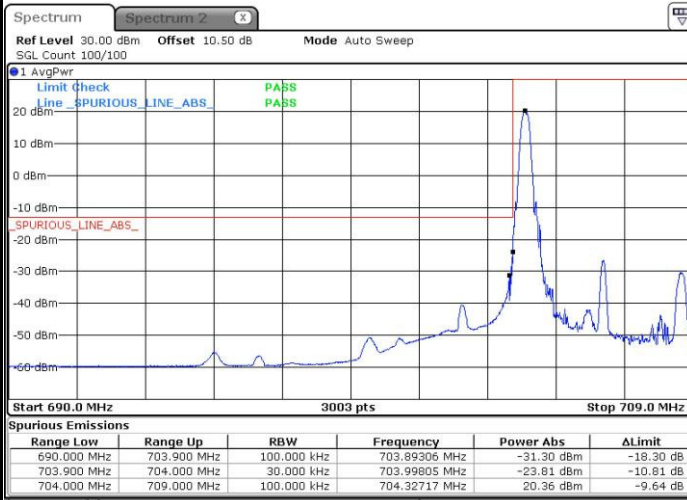


Date: 1.SEP.2016 20:47:05



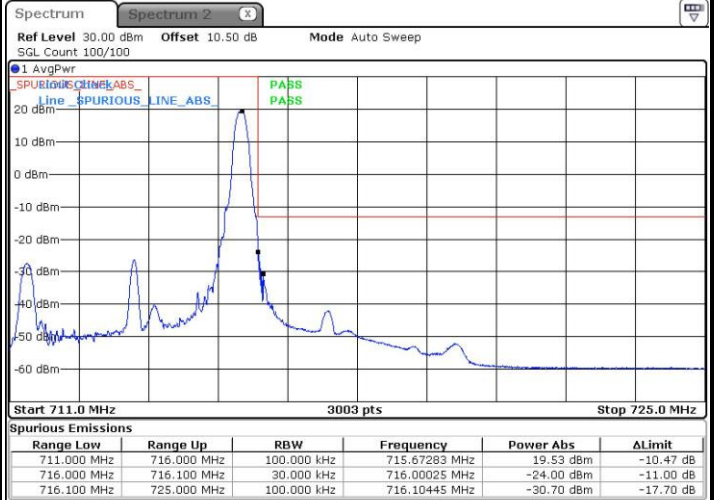
LTE Band 17 / 5MHz / 16QAM

Lowest Band Edge / 1 RB



Date: 1.SEP.2016 20:35:49

Highest Band Edge / 1 RB



Date: 1.SEP.2016 20:45:55

Lowest Band Edge / Full RB



Date: 1.SEP.2016 20:38:08

Highest Band Edge / Full RB

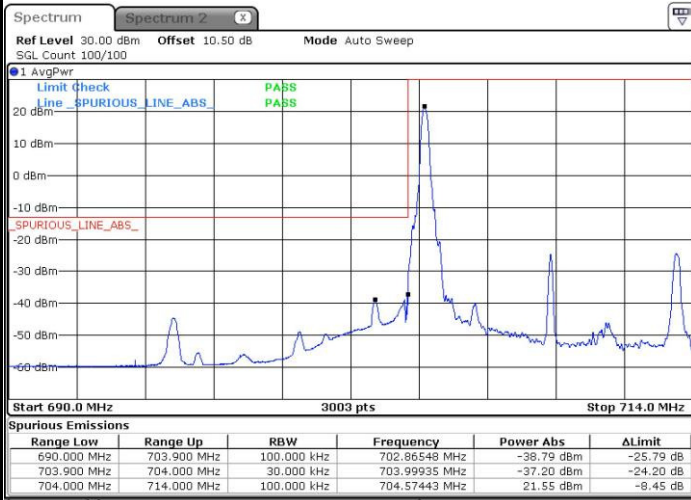


Date: 1.SEP.2016 20:48:14

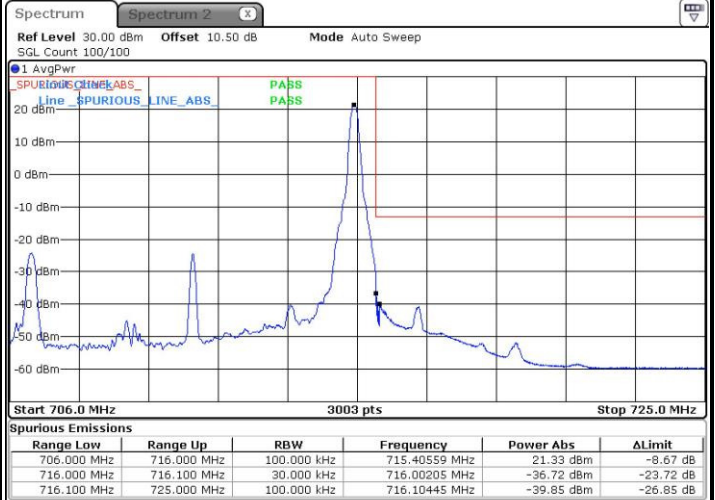


LTE Band 17 / 10MHz / QPSK

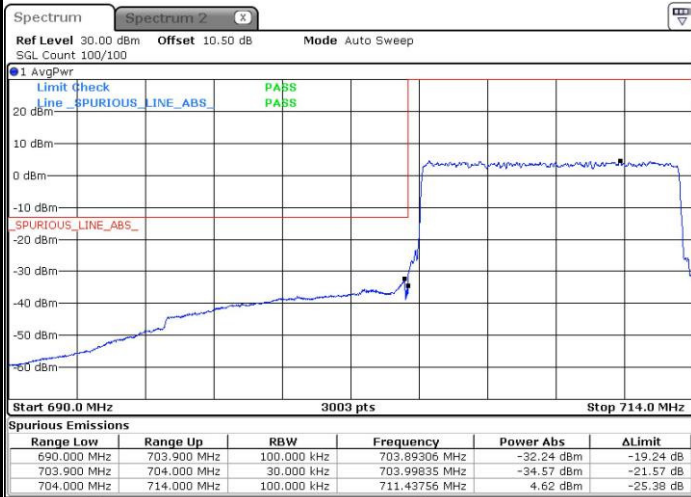
Lowest Band Edge / 1 RB



Highest Band Edge / 1 RB



Lowest Band Edge / Full RB



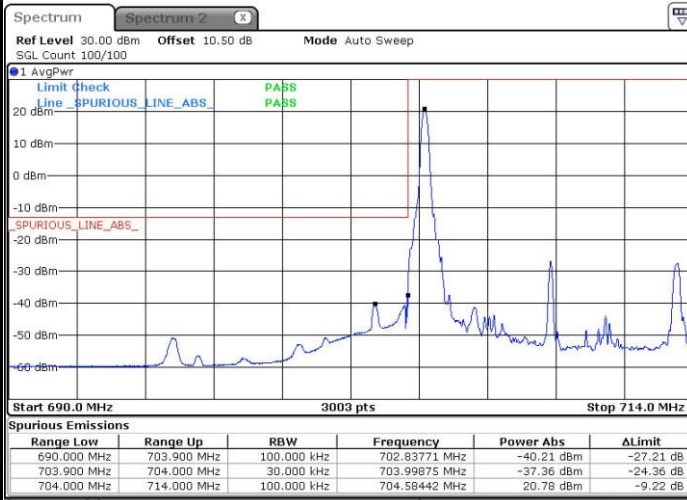
Highest Band Edge / Full RB





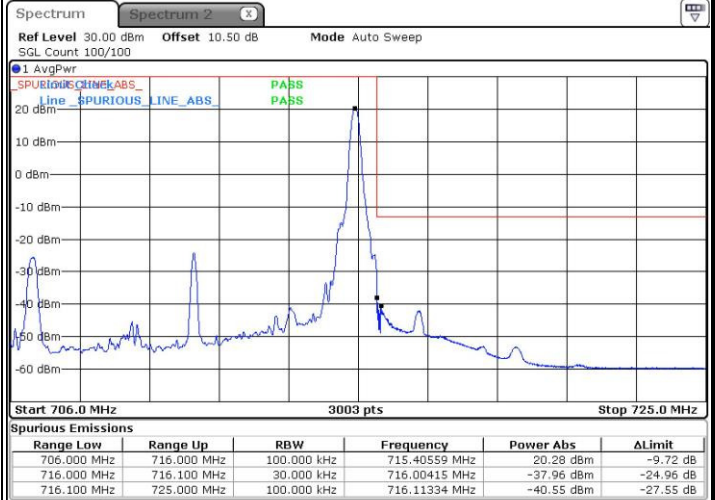
LTE Band 17 / 10MHz / 16QAM

Lowest Band Edge / 1 RB



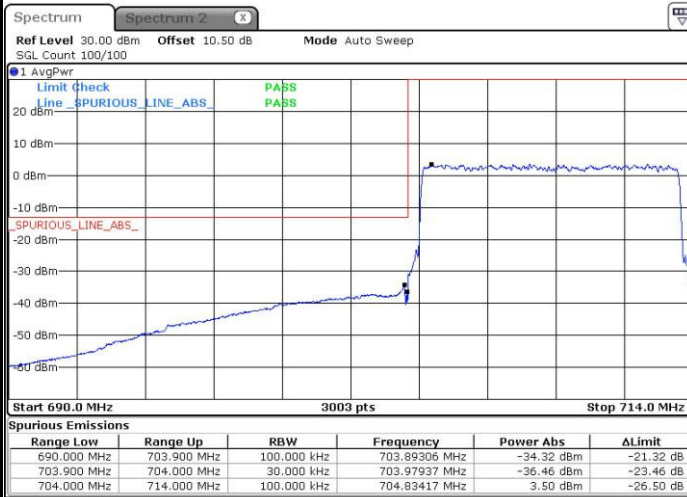
Date: 1.SEP.2016 20:53:18

Highest Band Edge / 1 RB



Date: 1.SEP.2016 21:03:24

Lowest Band Edge / Full RB



Date: 1.SEP.2016 20:55:37

Highest Band Edge / Full RB



Date: 1.SEP.2016 21:05:43



**Conducted Spurious Emission**

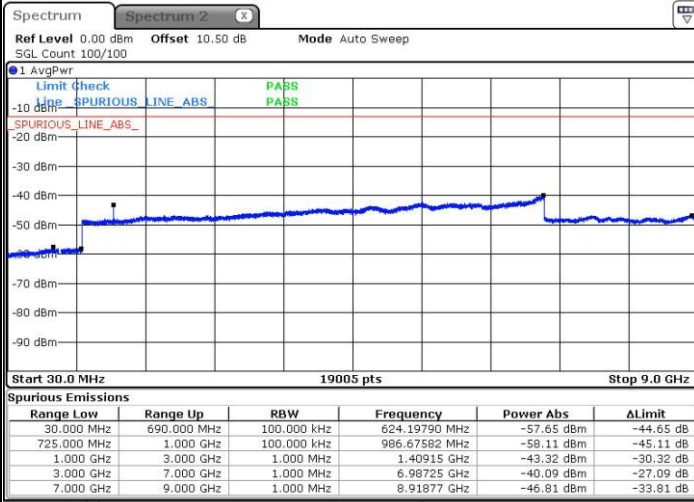




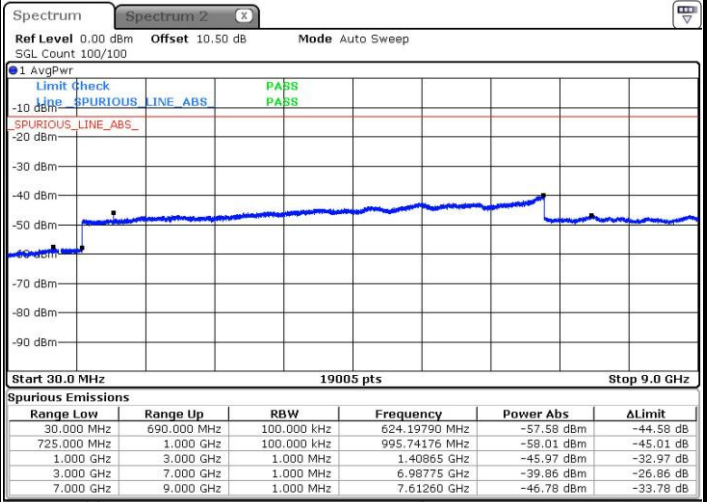
LTE Band 17 / 5MHz

Lowest Channel / QPSK

Lowest Channel / 16QAM



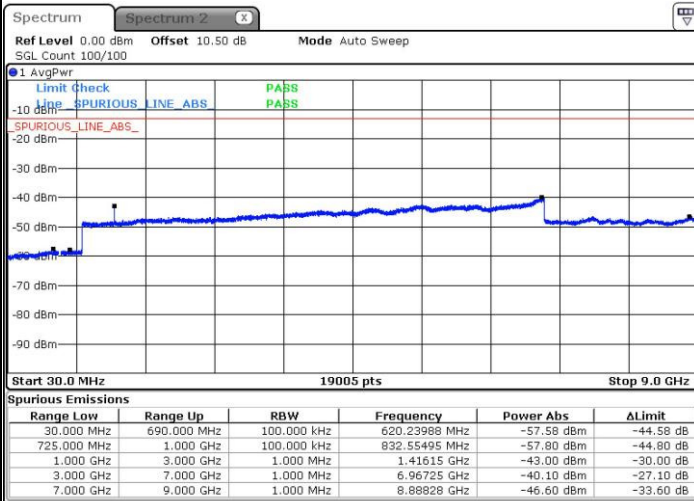
Date: 1.SEP.2016 20:39:06



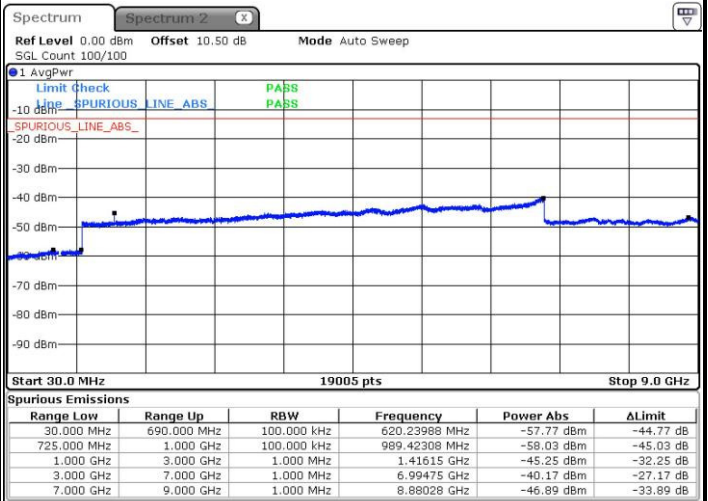
Date: 1.SEP.2016 20:40:04

Middle Channel / QPSK

Middle Channel / 16QAM



Date: 1.SEP.2016 20:41:50



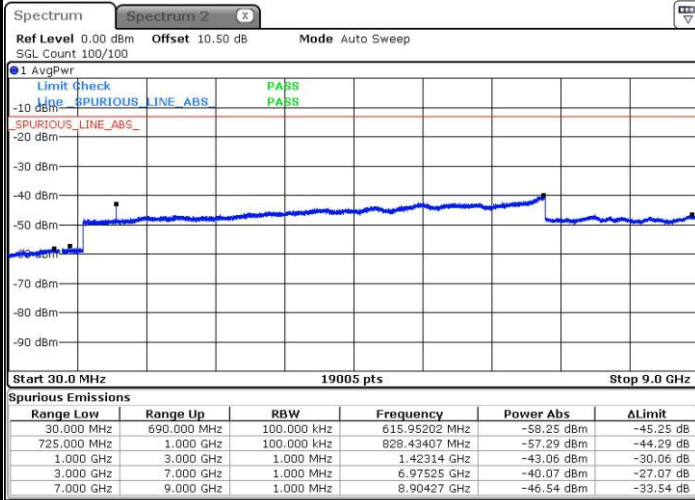
Date: 1.SEP.2016 20:42:48





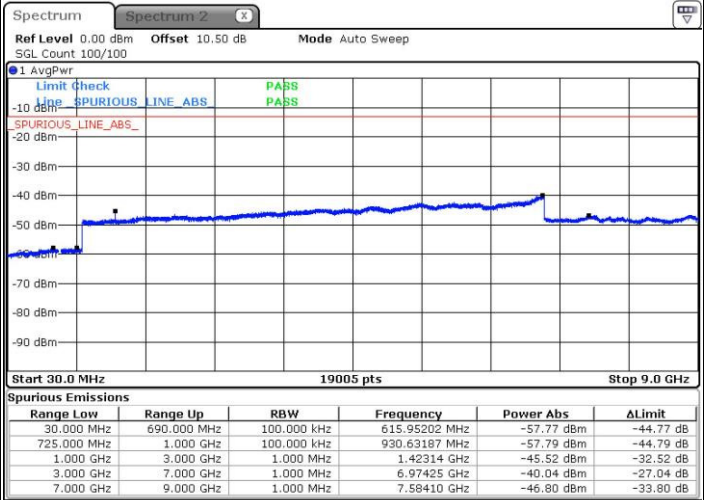
LTE Band 17 / 5MHz

Highest Channel / QPSK



Date: 1.SEP.2016 20:49:12

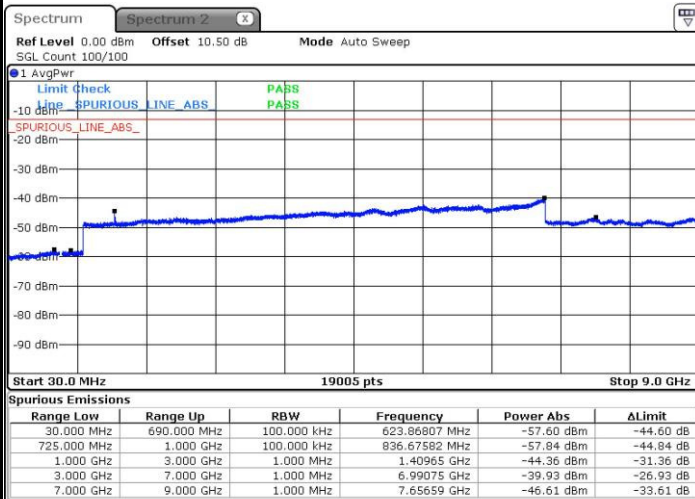
Highest Channel / 16QAM



Date: 1.SEP.2016 20:50:10

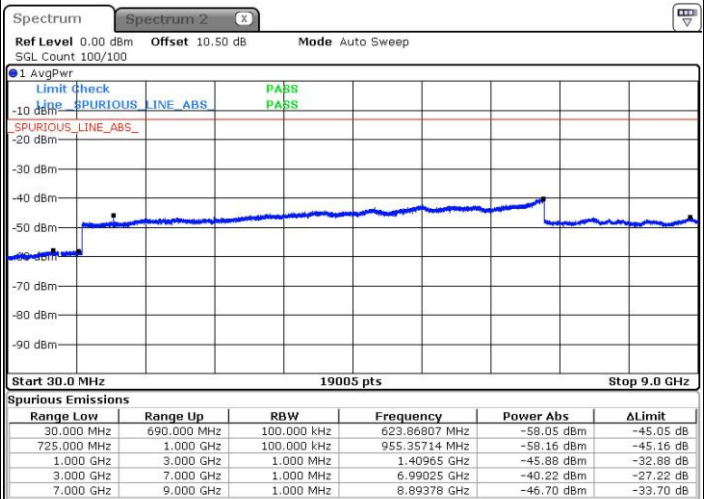
LTE Band 17 / 10MHz

Lowest Channel / QPSK



Date: 1.SEP.2016 20:56:35

Lowest Channel / 16QAM



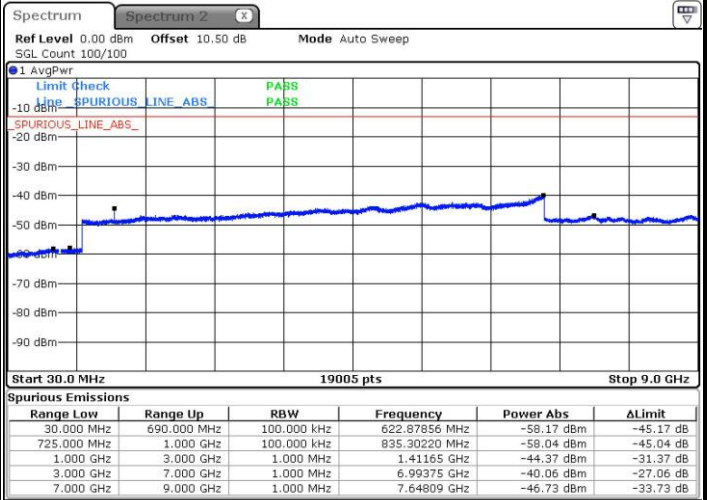
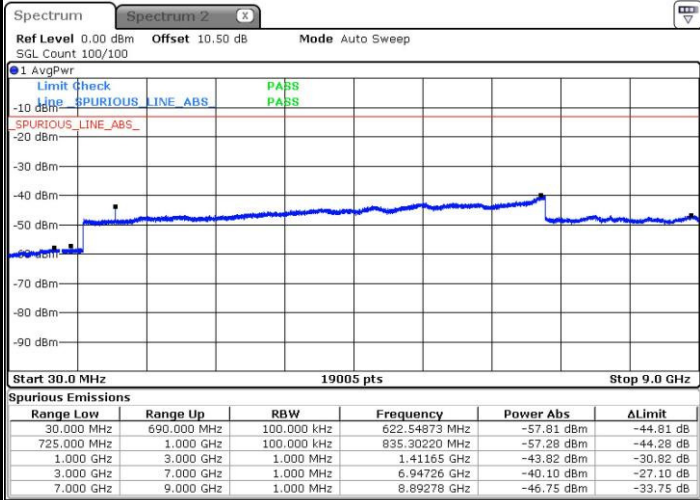
Date: 1.SEP.2016 20:57:33



LTE Band 17 / 10MHz

Middle Channel / QPSK

Middle Channel / 16QAM

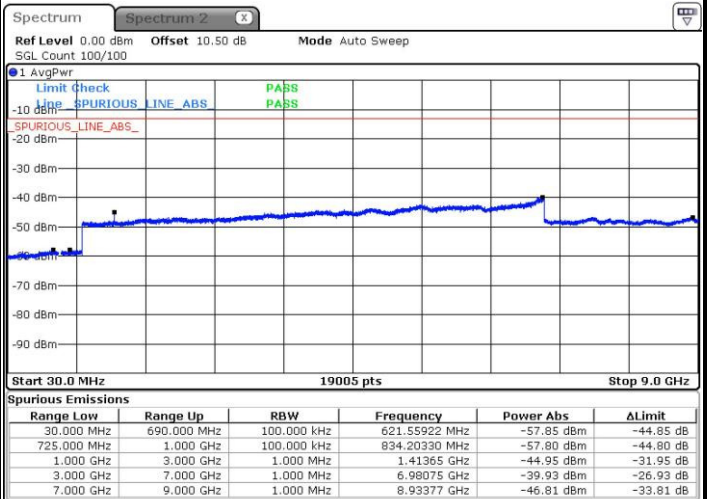
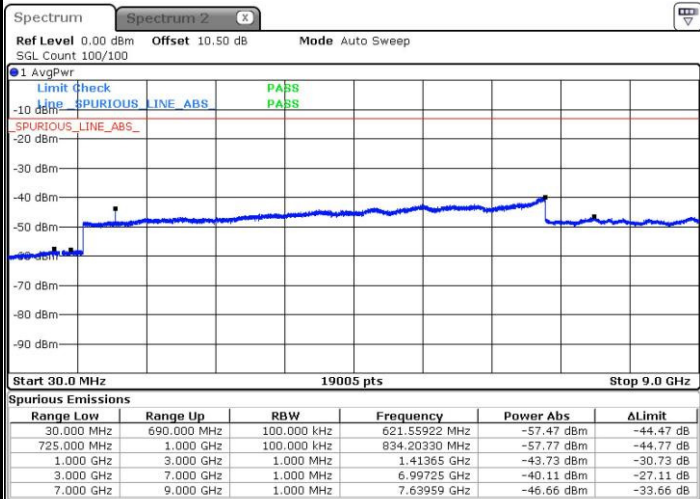


Date: 1.SEP.2016 20:59:18

Date: 1.SEP.2016 21:00:17

Highest Channel / QPSK

Highest Channel / 16QAM



Date: 1.SEP.2016 21:06:40

Date: 1.SEP.2016 21:07:39



Frequency Stability

Test Conditions		LTE Band 17 (QPSK) / Middle Channel	Limit
Temperature (°C)	Voltage (Volt)	BW 10MHz	Note 2.
		Deviation (ppm)	Result
50	Normal Voltage	0.0082	PASS
40	Normal Voltage	0.0021	
30	Normal Voltage	0.0028	
20(Ref.)	Normal Voltage	0.0000	
10	Normal Voltage	0.0083	
0	Normal Voltage	0.0023	
-10	Normal Voltage	0.0092	
-20	Normal Voltage	0.0014	
-30	Normal Voltage	0.0031	
20	Maximum Voltage	0.0006	
20	Normal Voltage	0.0000	
20	Battery End Point	0.0104	

Note:

1. Normal Voltage =3.9 V. ; Battery End Point (BEP) =3.7 V. ; Maximum Voltage =4.2 V.
2. Note: The frequency fundamental emissions stay within the authorized frequency block.



## LTE Band 25

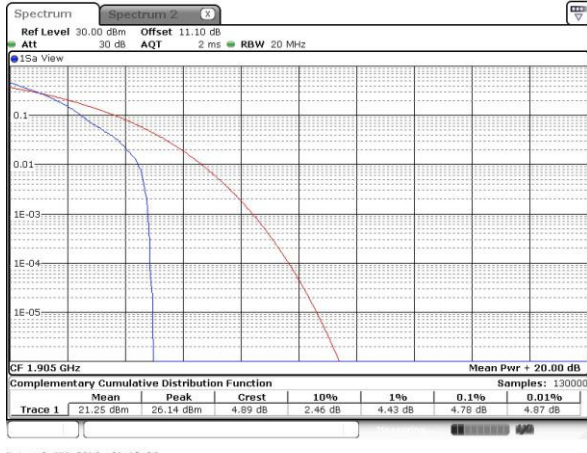
### Peak-to-Average Ratio

Mode	LTE Band 25 / 20MHz				
Mod.	QPSK		16QAM		Limit: 13dB
RB Size	1RB	Full RB	1RB	Full RB	Result
Lowest CH	-	-	-	-	PASS
Middle CH	-	-	-	-	
Highest CH	4.78	4.58	5.54	5.62	



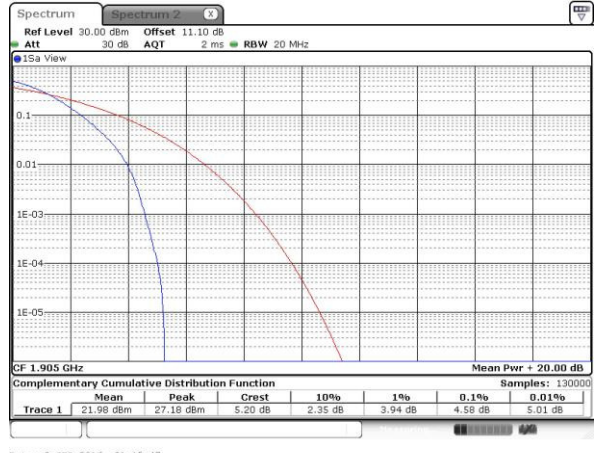
LTE Band 25 / 20MHz / QPSK

Highest Channel / 1RB



Date: 2.SEP.2016 21:15:36

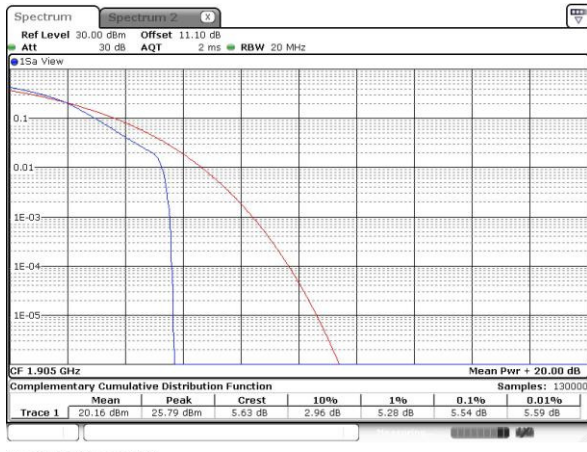
Highest Channel / Full RB



Date: 2.SEP.2016 21:15:47

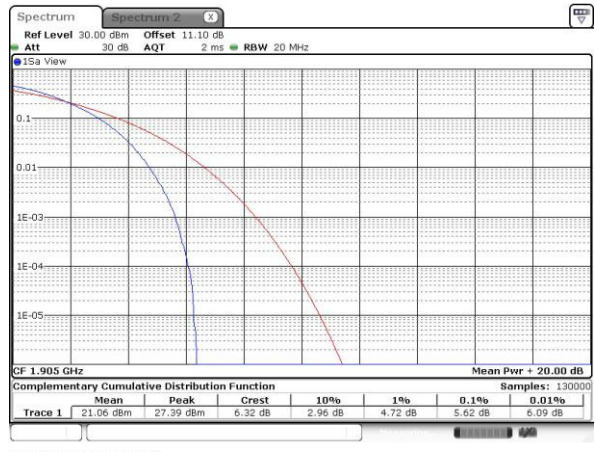
LTE Band 25 / 20MHz / 16QAM

Highest Channel / 1RB



Date: 2.SEP.2016 21:15:13

Highest Channel / Full RB



Date: 2.SEP.2016 21:15:25



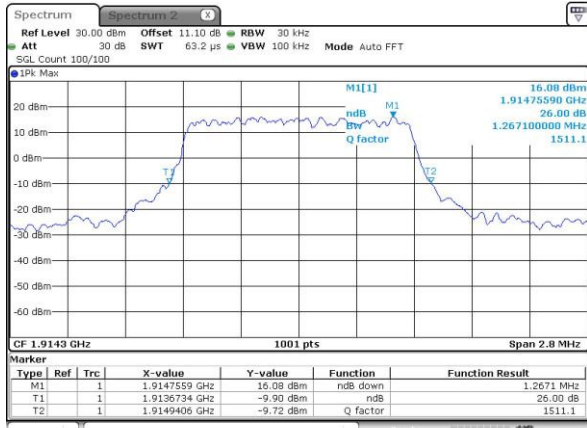
**26dB Bandwidth**

Mode	LTE Band 25 : 26dB BW(MHz)											
	1.4MHz		3MHz		5MHz		10MHz		15MHz		20MHz	
BW												
Mod.	QPSK	16QAM	QPSK	16QAM	QPSK	16QAM	QPSK	16QAM	QPSK	16QAM	QPSK	16QAM
Lowest CH	-	-	-	-	-	-	-	-	-	-	-	-
Middle CH	-	-	-	-	-	-	-	-	-	-	-	-
Highest CH	1.267	1.298	3.045	3.003	4.955	4.835	9.67	9.75	14.266	14.505	20.14	19.98



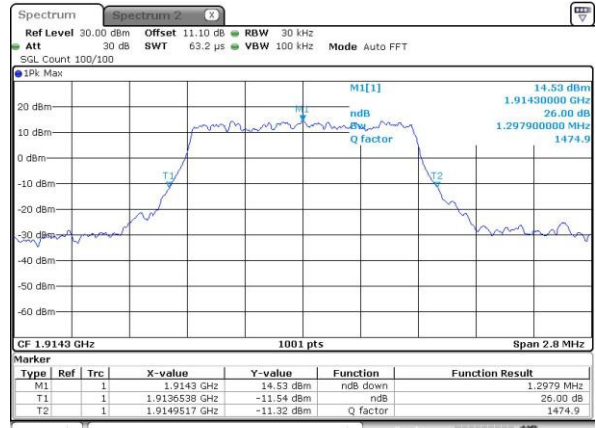
LTE Band 25

Highest Channel / 1.4MHz / QPSK



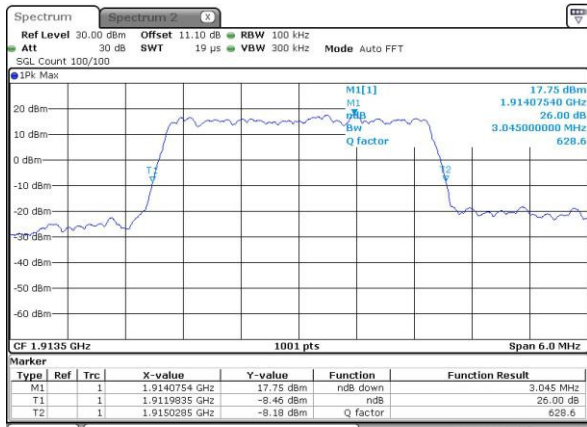
Date: 2.SEP.2016 21:07:08

Highest Channel / 1.4MHz / 16QAM



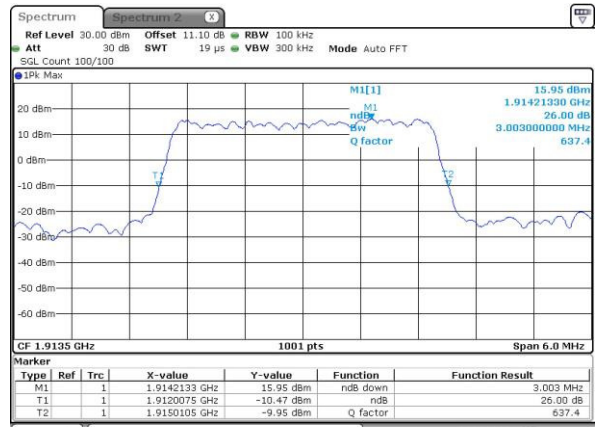
Date: 2.SEP.2016 21:06:56

Highest Channel / 3MHz / QPSK



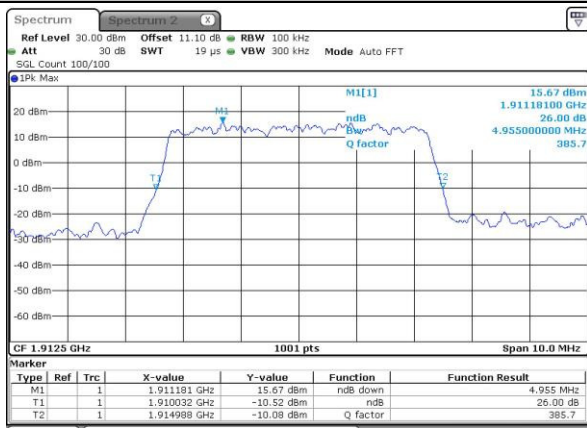
Date: 2.SEP.2016 20:11:20

Highest Channel / 3MHz / 16QAM



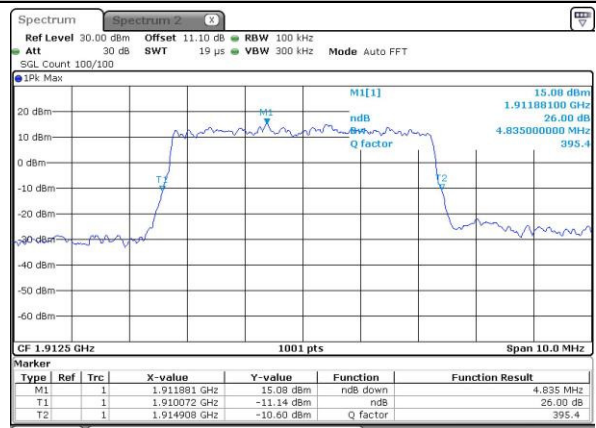
Date: 2.SEP.2016 20:11:09

Highest Channel / 5MHz / QPSK



Date: 2.SEP.2016 20:28:57

Highest Channel / 5MHz / 16QAM



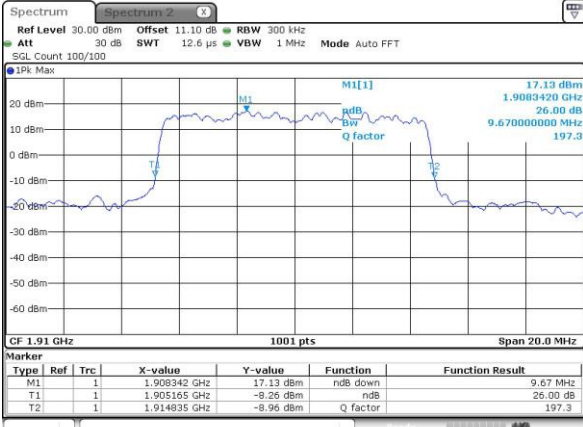
Date: 2.SEP.2016 20:28:45





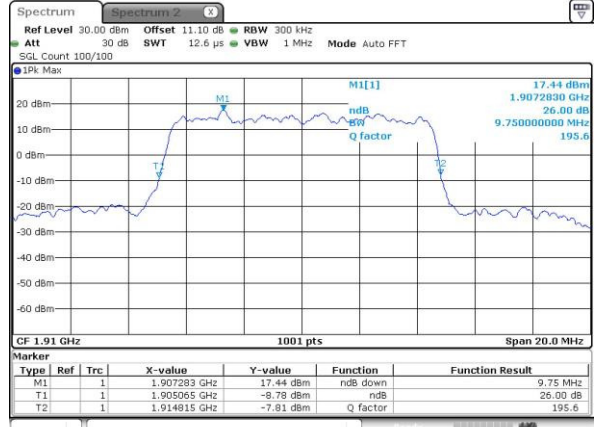
LTE Band 25

Highest Channel / 10MHz / QPSK



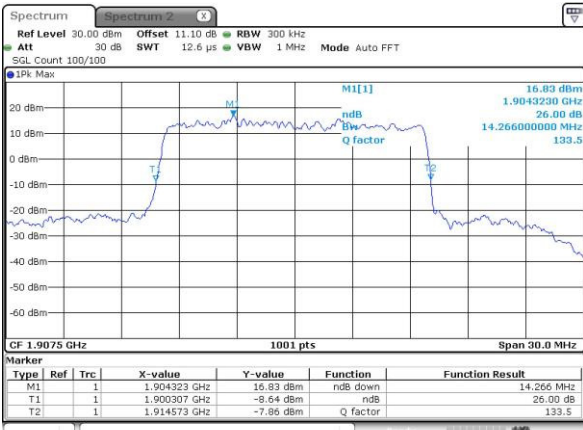
Date: 2.SEP.2016 20:44:44

Highest Channel / 10MHz / 16QAM



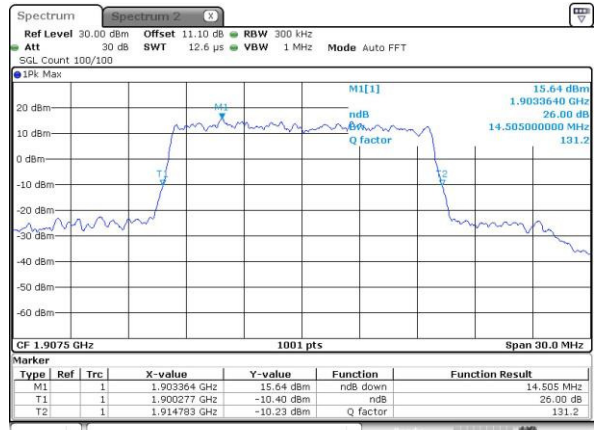
Date: 2.SEP.2016 20:44:33

Highest Channel / 15MHz / QPSK



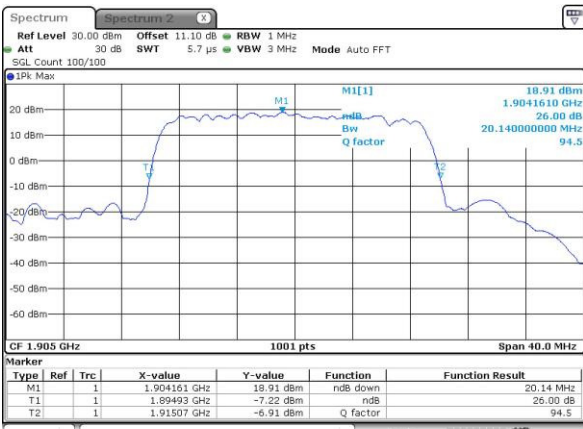
Date: 2.SEP.2016 20:54:27

Highest Channel / 15MHz / 16QAM



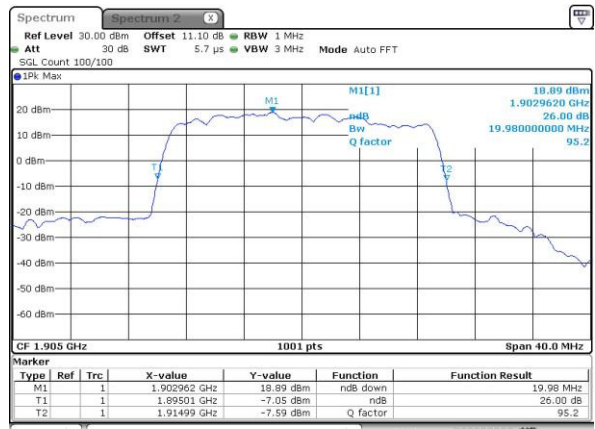
Date: 2.SEP.2016 20:54:15

Highest Channel / 20MHz / QPSK



Date: 2.SEP.2016 21:00:55

Highest Channel / 20MHz / 16QAM



Date: 2.SEP.2016 21:00:43



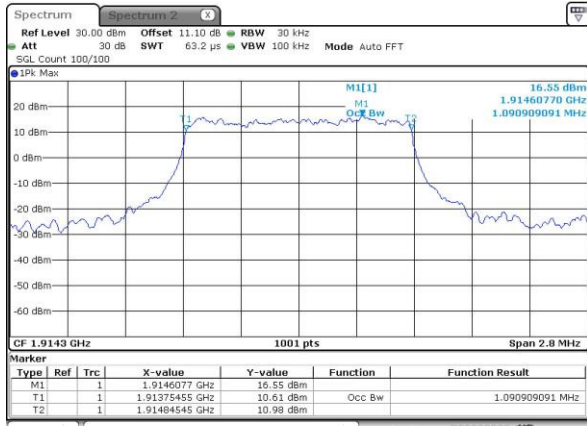
### Occupied Bandwidth

Mode	LTE Band 25 : 99%OBW(MHz)											
	1.4MHz		3MHz		5MHz		10MHz		15MHz		20MHz	
BW	QPSK	16QAM	QPSK	16QAM	QPSK	16QAM	QPSK	16QAM	QPSK	16QAM	QPSK	16QAM
Mod.	QPSK	16QAM	QPSK	16QAM	QPSK	16QAM	QPSK	16QAM	QPSK	16QAM	QPSK	16QAM
Lowest CH	-	-	-	-	-	-	-	-	-	-	-	-
Middle CH	-	-	-	-	-	-	-	-	-	-	-	-
Highest CH	1.09	1.09	2.74	2.73	4.5	4.5	9.07	9.07	13.4	13.43	18.18	18.22

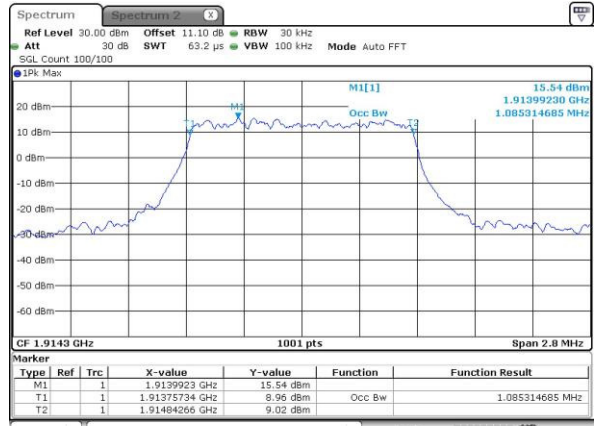


LTE Band 25

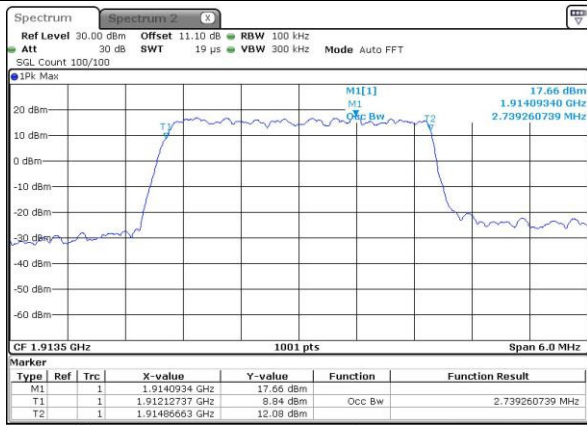
Highest Channel / 1.4MHz / QPSK



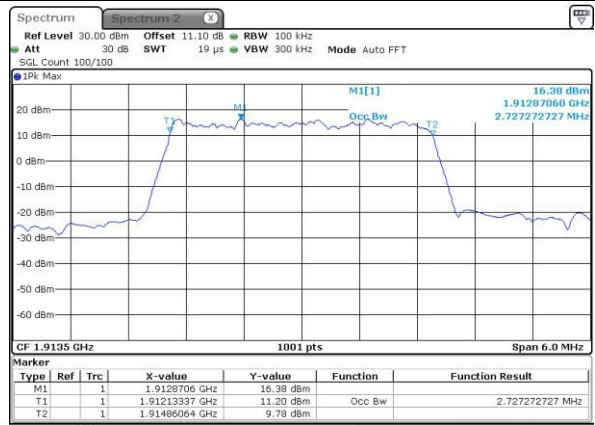
Highest Channel / 1.4MHz / 16QAM



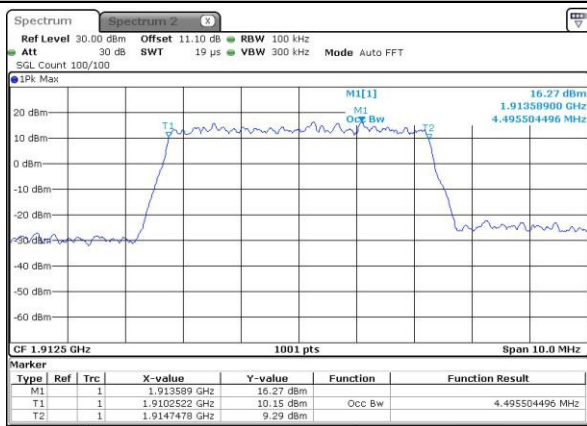
Highest Channel / 3MHz / QPSK



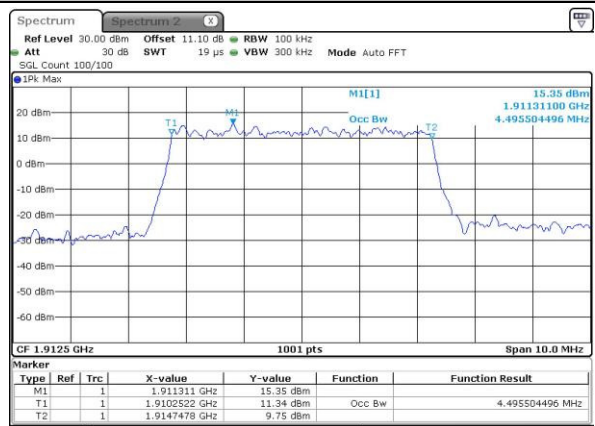
Highest Channel / 3MHz / 16QAM



Highest Channel / 5MHz / QPSK



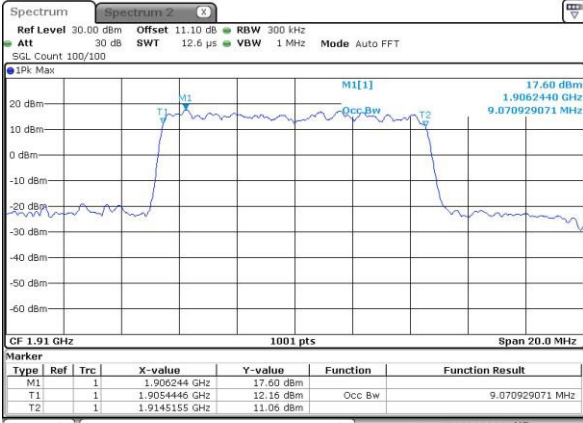
Highest Channel / 5MHz / 16QAM





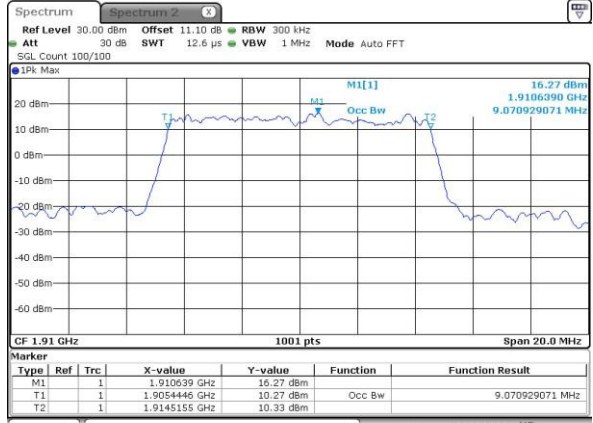
LTE Band 25

Highest Channel / 10MHz / QPSK



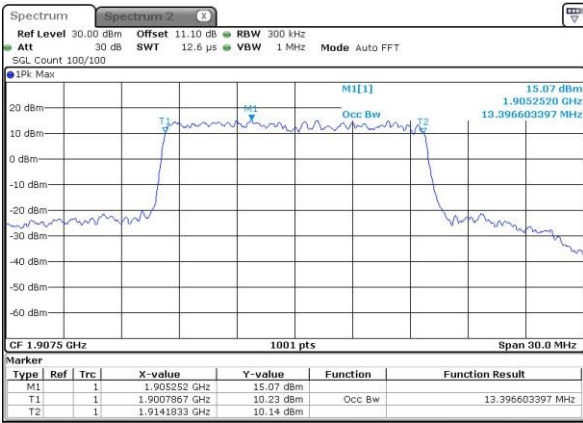
Date: 2.SEP.2016 20:44:09

Highest Channel / 10MHz / 16QAM



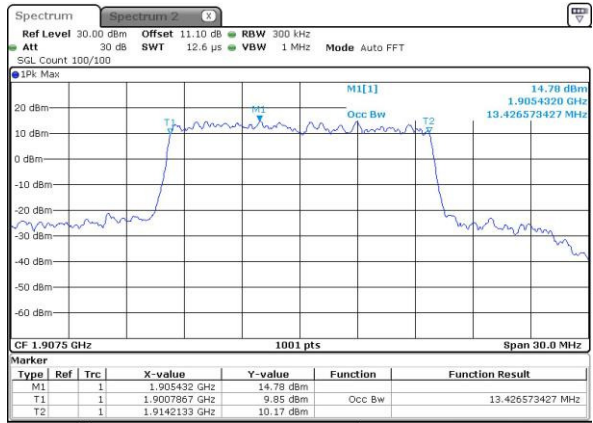
Date: 2.SEP.2016 20:44:21

Highest Channel / 15MHz / QPSK



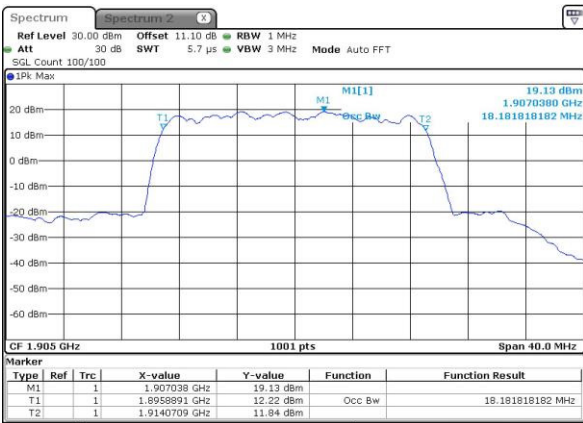
Date: 2.SEP.2016 20:53:52

Highest Channel / 15MHz / 16QAM



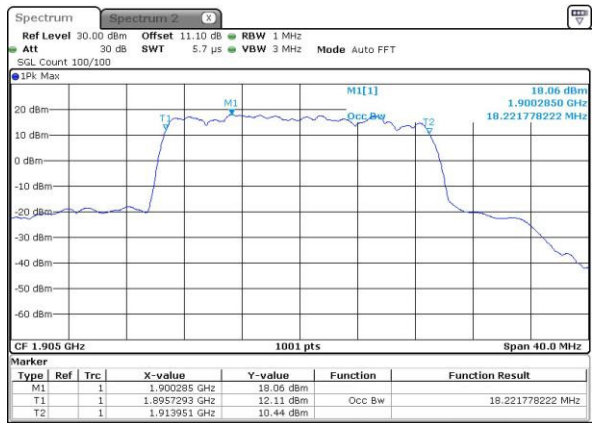
Date: 2.SEP.2016 20:54:04

Highest Channel / 20MHz / QPSK



Date: 2.SEP.2016 21:00:20

Highest Channel / 20MHz / 16QAM



Date: 2.SEP.2016 21:00:31

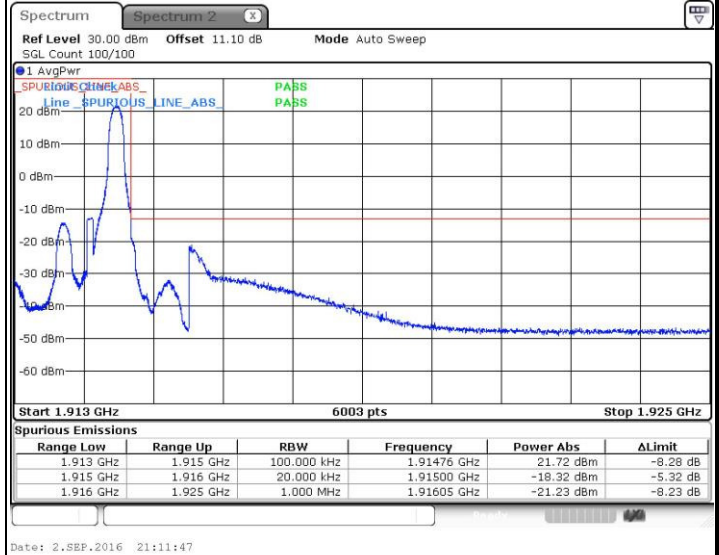


**Conducted Band Edge**

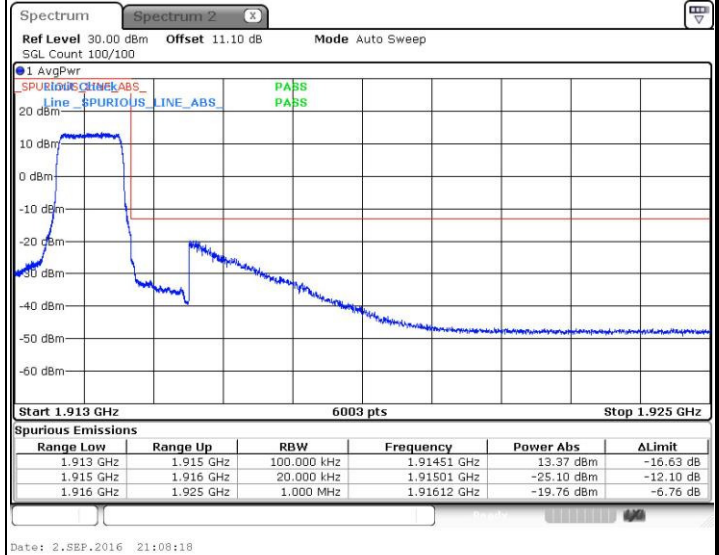


LTE Band 25 / 1.4MHz / QPSK

Highest Band Edge / 1RB



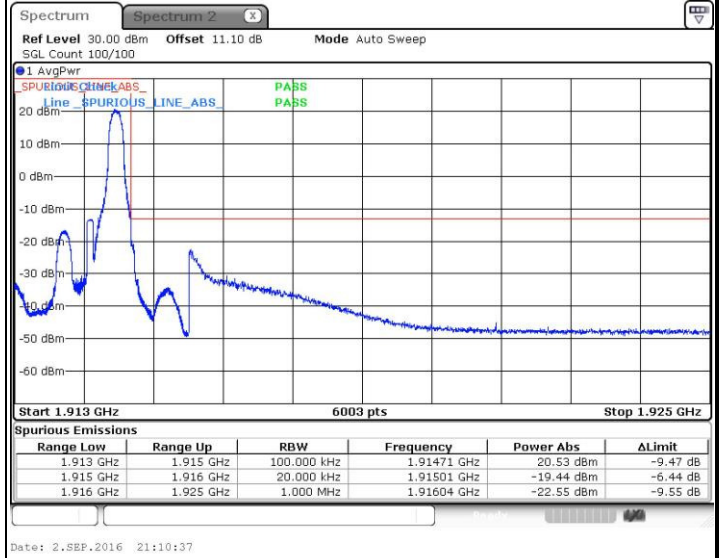
Highest Band Edge / Full RB



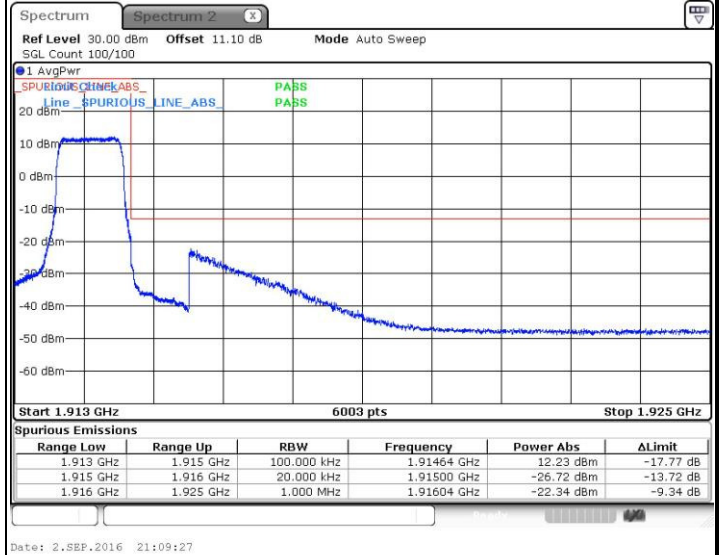


LTE Band 25 / 1.4MHz / 16QAM

Highest Band Edge / 1 RB



Highest Band Edge / Full RB

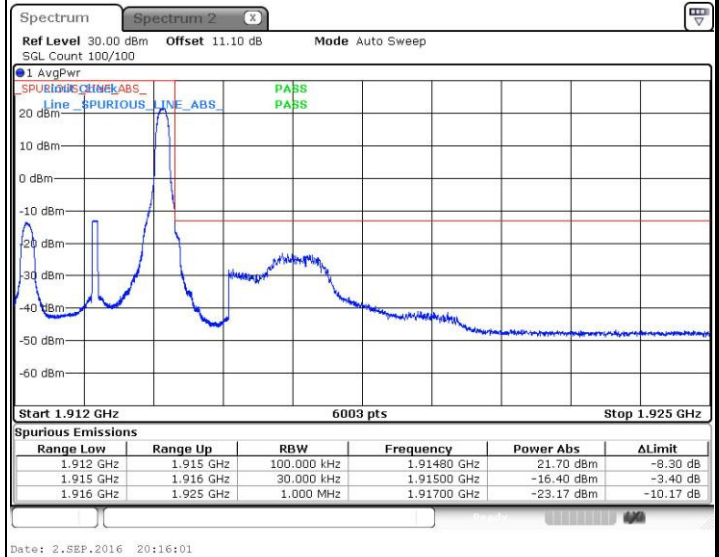




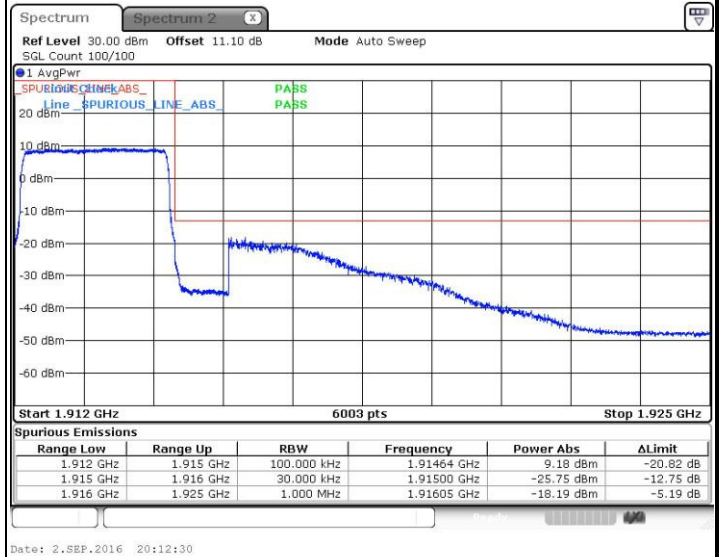


LTE Band 25 / 3MHz / QPSK

Highest Band Edge / 1 RB



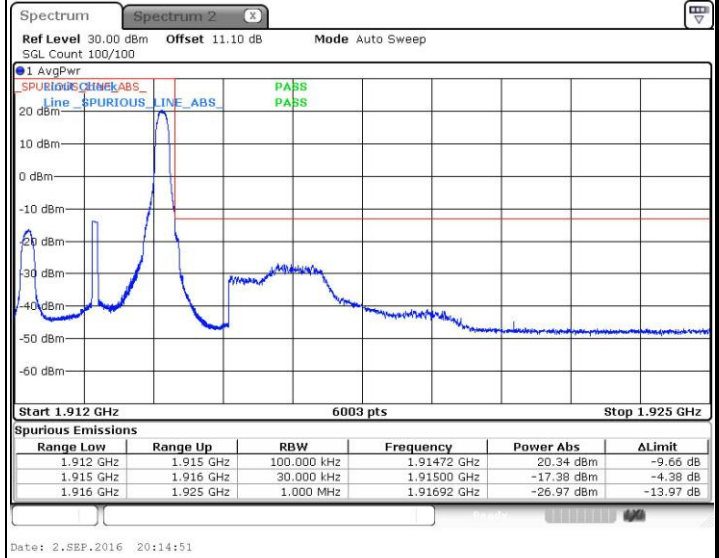
Highest Band Edge / Full RB



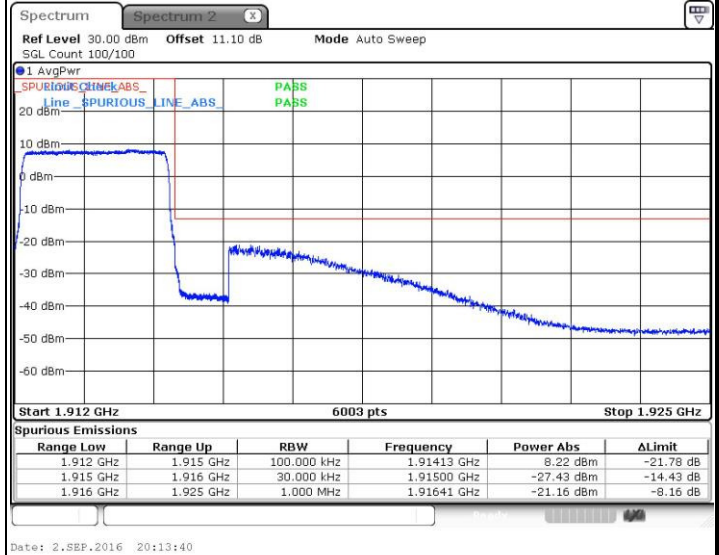


LTE Band 25 / 3MHz / 16QAM

Highest Band Edge / 1 RB



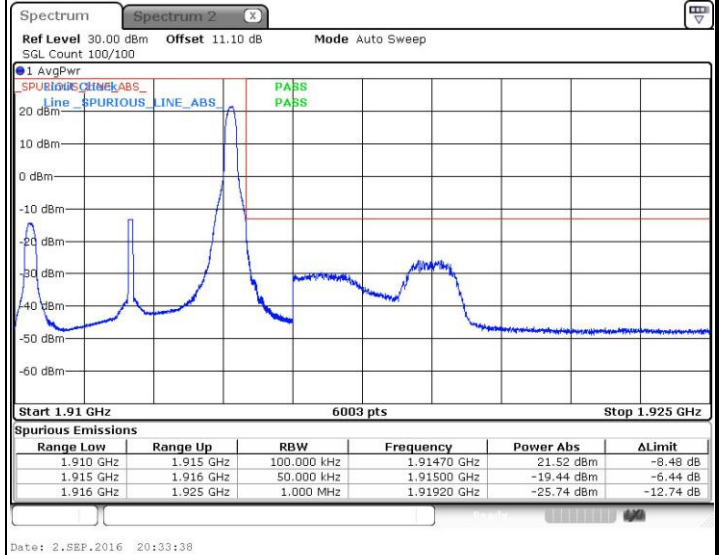
Highest Band Edge / Full RB





LTE Band 25 / 5MHz / QPSK

Highest Band Edge / 1 RB



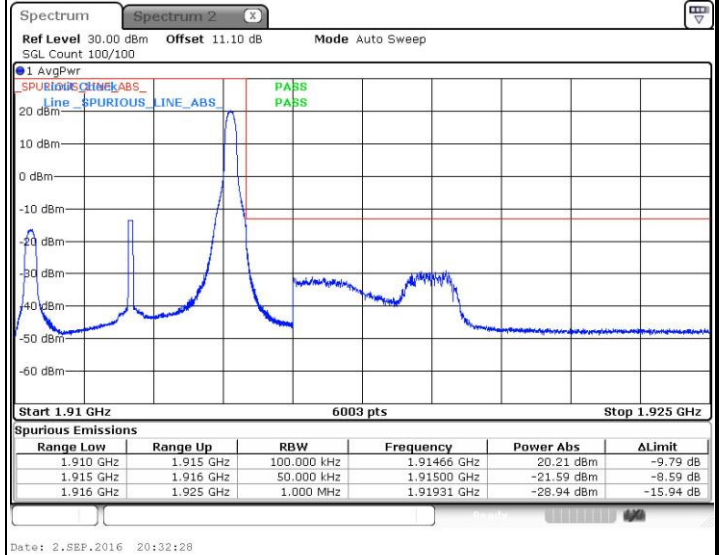
Highest Band Edge / Full RB





LTE Band 25 / 5MHz / 16QAM

Highest Band Edge / 1 RB



Highest Band Edge / Full RB

