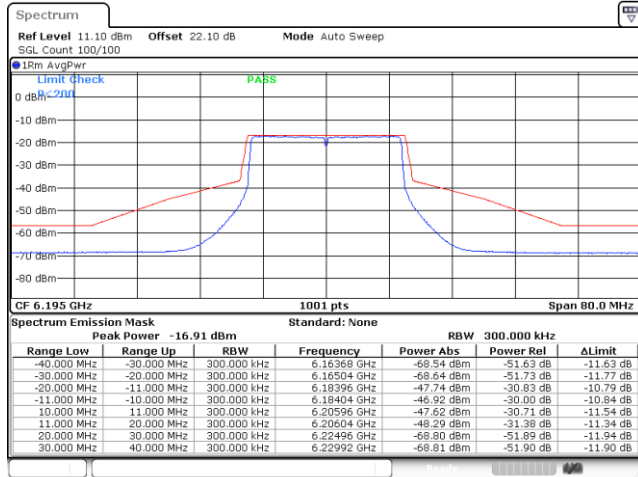




MIMO <Ant. 9+8(8)>

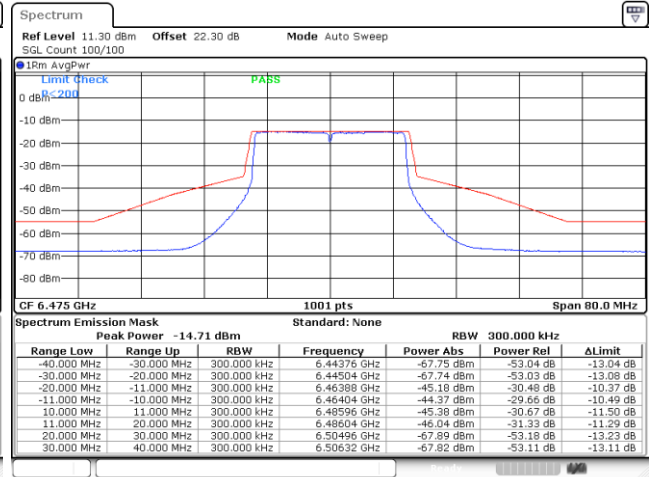
EUT Mode : 802.11ax HE20 Full RU

Plot on Channel 6195MHz



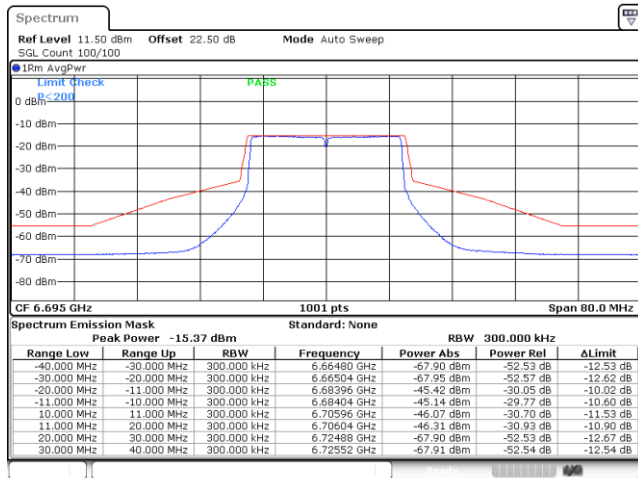
Date: 3.OCT.2022 10:13:06

Plot on Channel 6475MHz



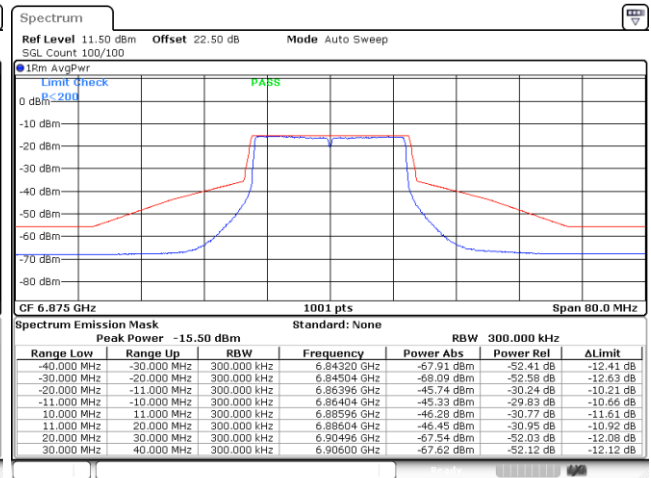
Date: 3.OCT.2022 10:30:42

Plot on Channel 6695MHz



Date: 3.OCT.2022 10:51:36

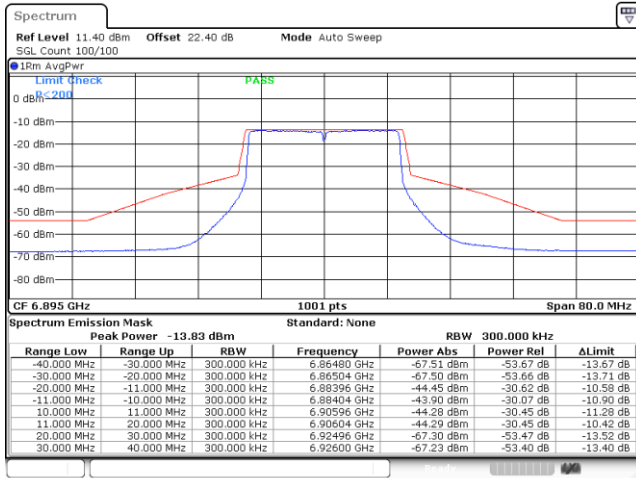
Plot on Channel 6875MHz



Date: 3.OCT.2022 10:58:39

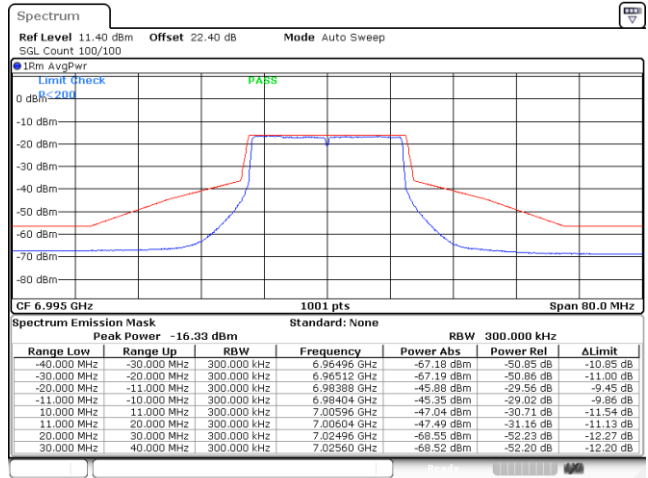


Plot on Channel 6895MHz



Date: 1.SEP.2022 16:39:39

Plot on Channel 6995MHz

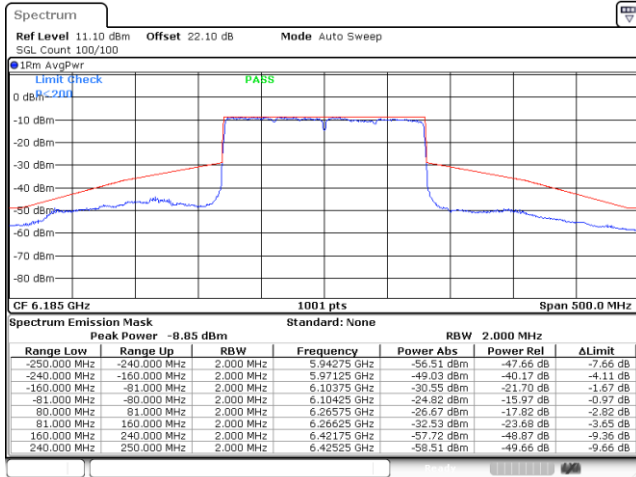


Date: 3.OCT.2022 11:07:54



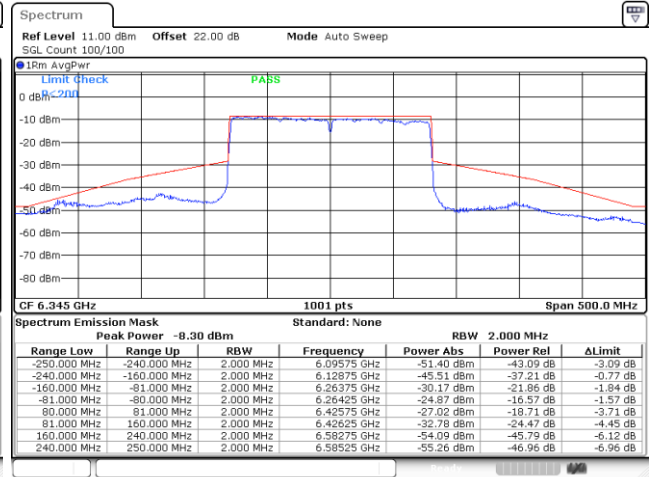
EUT Mode : 802.11ax HE160 Full RU

Plot on Channel 6185MHz



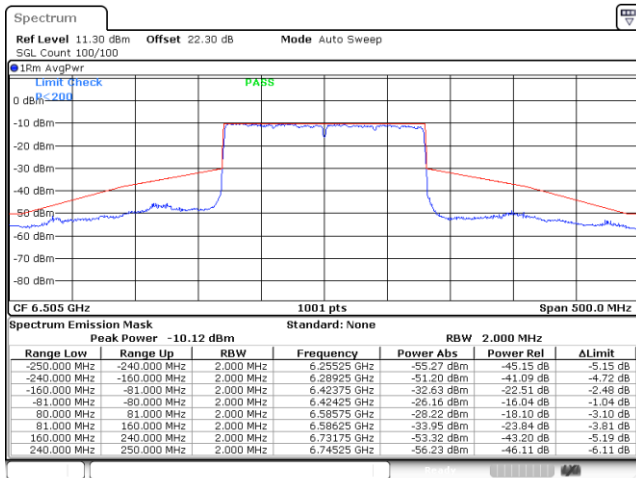
Date: 1.SEP.2022 20:22:06

Plot on Channel 6345MHz



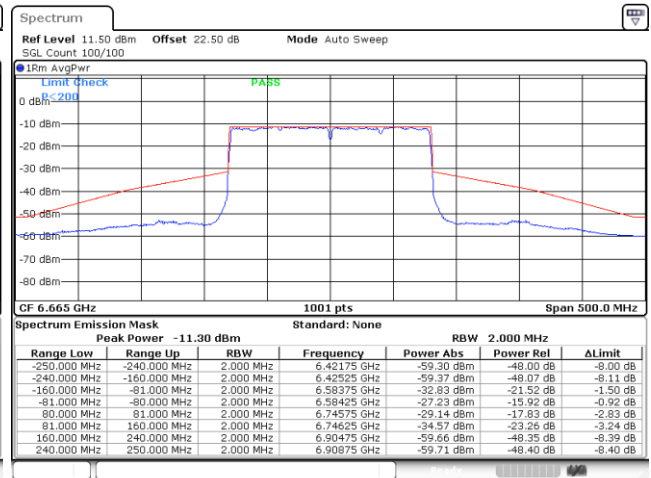
Date: 1.SEP.2022 20:26:39

Plot on Channel 6505MHz



Date: 1.SEP.2022 20:36:27

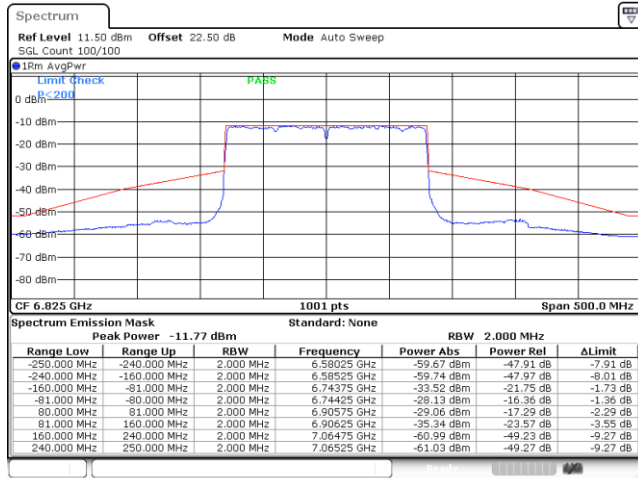
Plot on Channel 6665MHz



Date: 2.SEP.2022 11:16:27

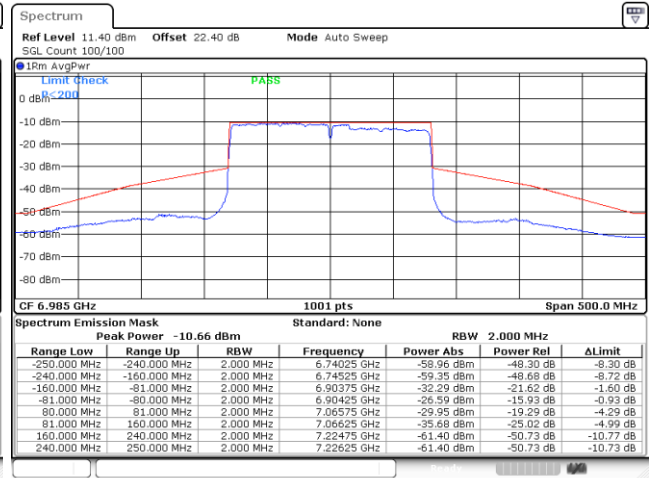


Plot on Channel 6825MHz



Date: 2.SEP.2022 11:23:07

Plot on Channel 6985MHz



Date: 2.SEP.2022 11:27:11



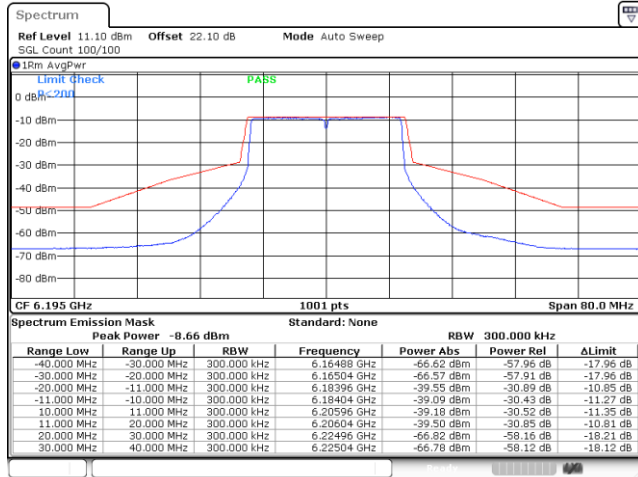
<TXBF Mode>

<Standard Client>

MIMO <Ant. 9+8(9)>

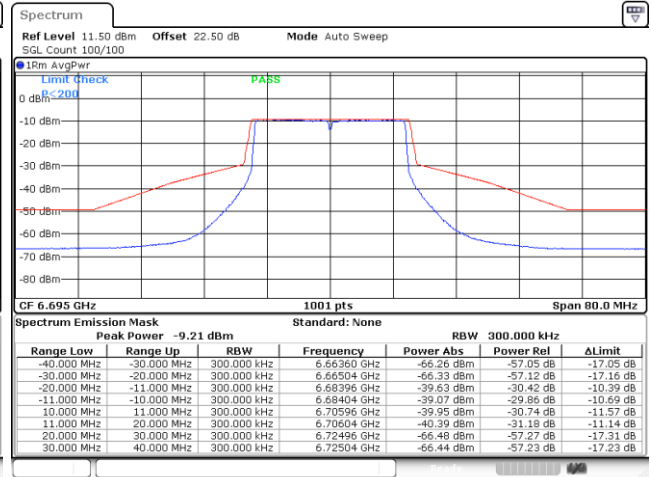
EUT Mode : 802.11ax HE20 Full RU

Plot on Channel 6195MHz



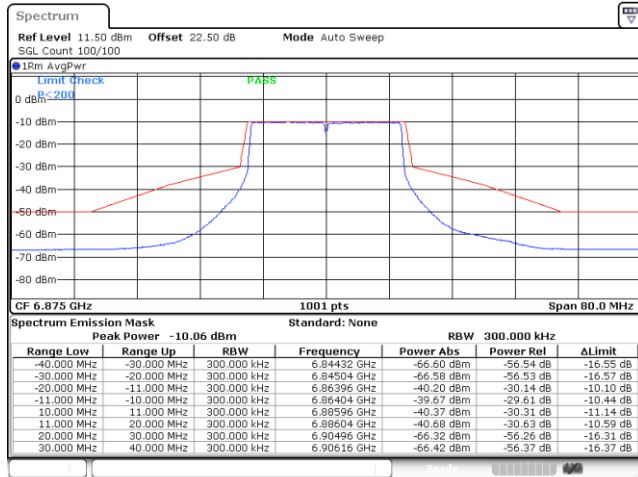
Date: 2.SEP.2022 15:51:37

Plot on Channel 6695MHz



Date: 2.SEP.2022 15:38:17

Plot on Channel 6875MHz

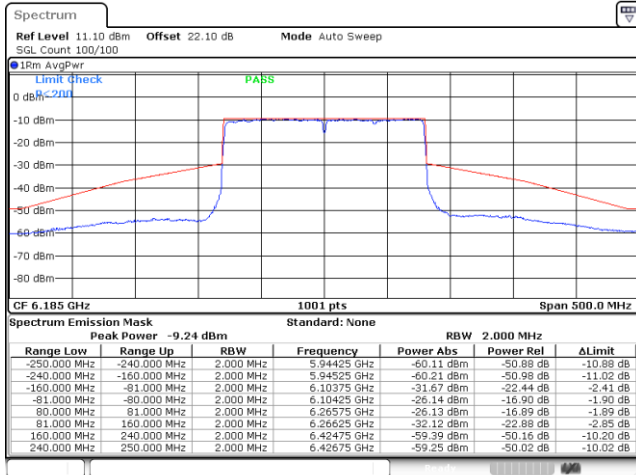


Date: 2.SEP.2022 15:25:58



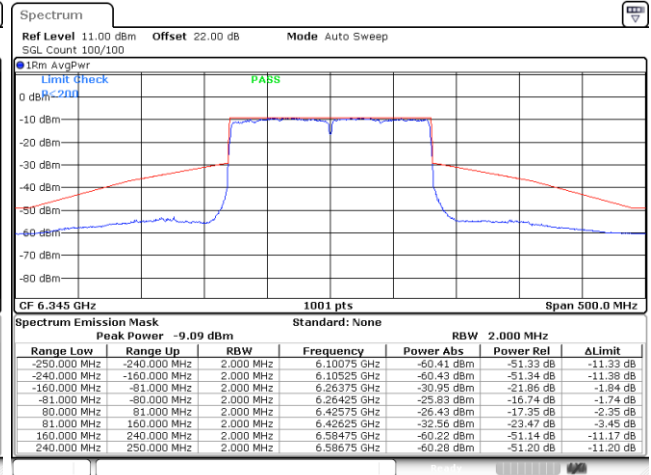
EUT Mode : 802.11ax HE160 Full RU

Plot on Channel 6185MHz



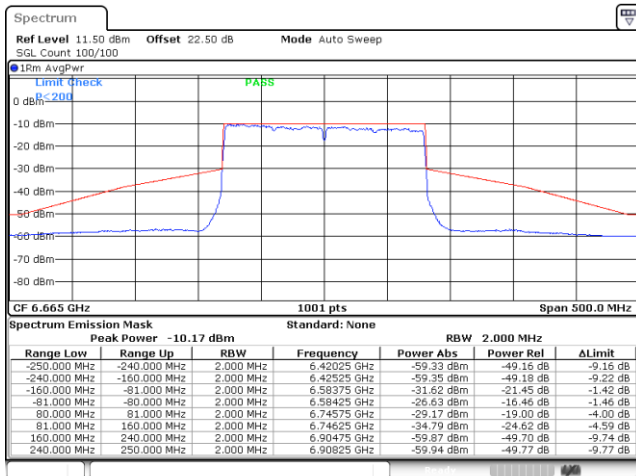
Date: 2.SEP.2022 13:57:00

Plot on Channel 6345MHz



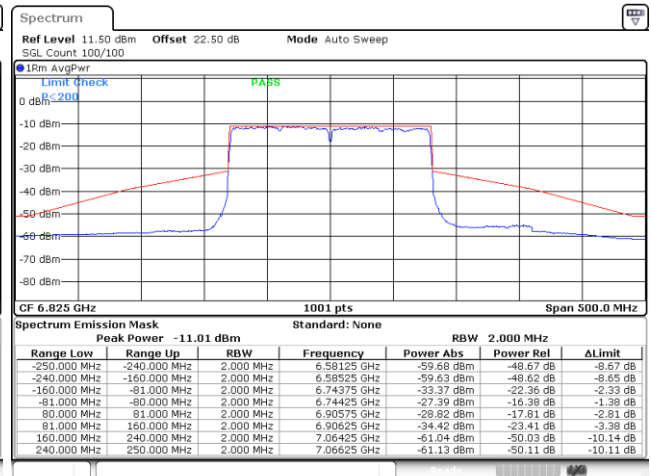
Date: 2.SEP.2022 13:52:18

Plot on Channel 6665MHz



Date: 2.SEP.2022 13:41:20

Plot on Channel 6825MHz



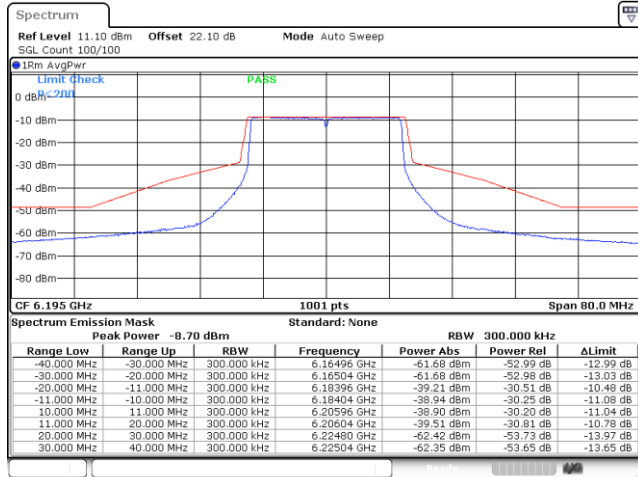
Date: 2.SEP.2022 12:00:14



MIMO <Ant. 9+8(8)>

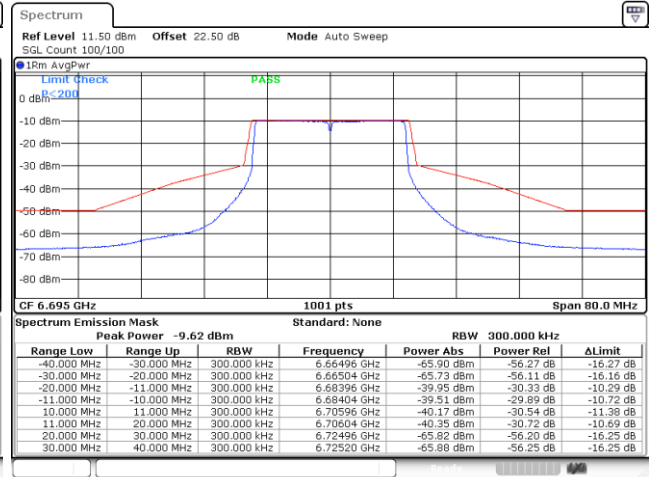
EUT Mode : 802.11ax HE20 Full RU

Plot on Channel 6195MHz



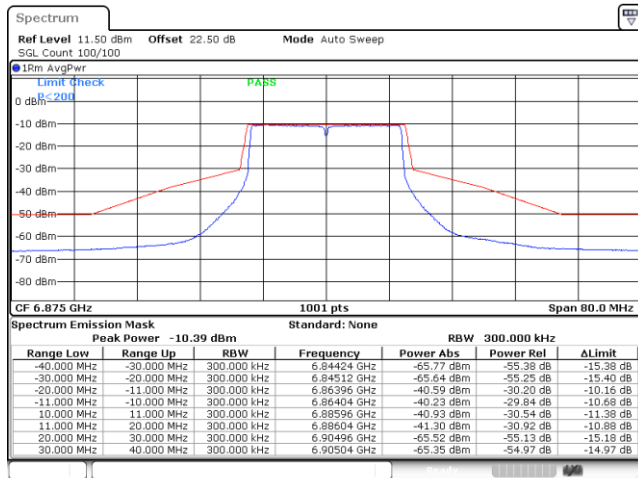
Date: 2.SEP.2022 15:52:13

Plot on Channel 6695MHz



Date: 2.SEP.2022 15:38:50

Plot on Channel 6875MHz

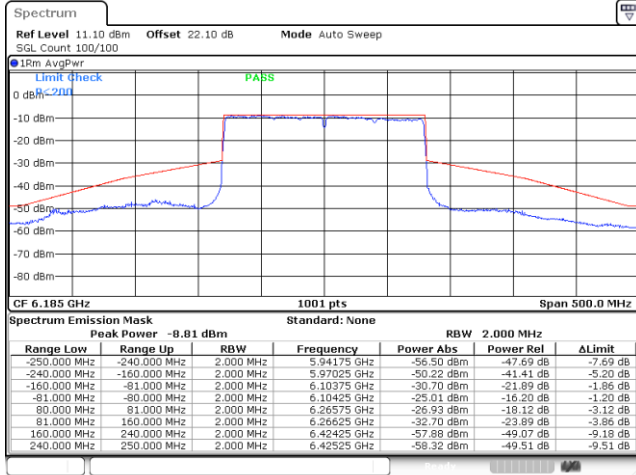


Date: 2.SEP.2022 15:26:31



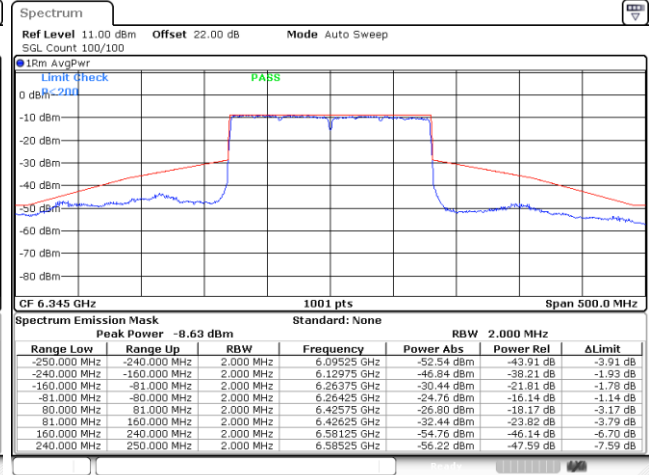
EUT Mode : 802.11ax HE160 Full RU

Plot on Channel 6185MHz



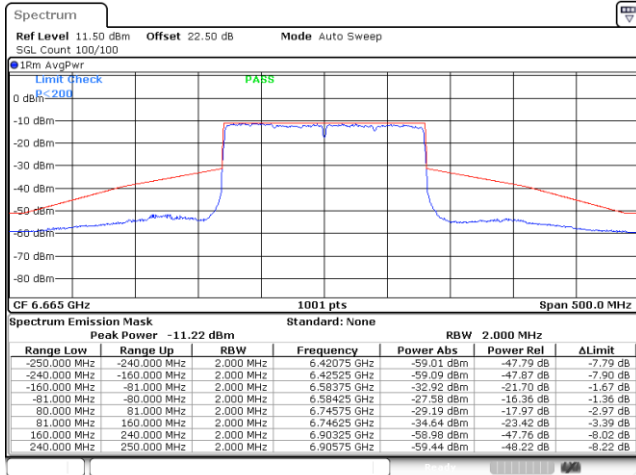
Date: 2.SEP.2022 13:57:44

Plot on Channel 6345MHz



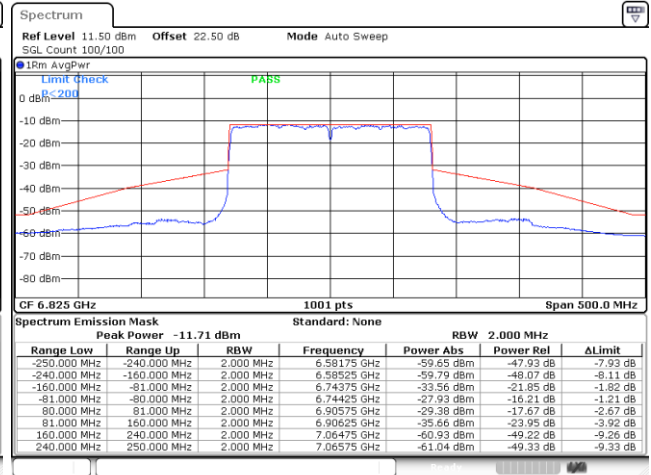
Date: 2.SEP.2022 13:52:53

Plot on Channel 6665MHz



Date: 2.SEP.2022 13:42:23

Plot on Channel 6825MHz



Date: 2.SEP.2022 12:01:08



3.5 Contention Based Protocol

3.5.1 Limit of Contention Based Protocol

<FCC 14-30 CFR 15.407>

(d)(6) Indoor access points, subordinate devices and client devices operating in the 5.925-7.125 GHz band must employ a contention-based protocol.

FCC KDB 987594 D02 U-NII 6GHz EMC Measurement v01

Unlicensed low-power indoor devices must detect co-channel radio frequency power that is at least -62 dBm or lower. Upon detection of energy in the band, unlicensed low power indoor devices must vacate the channel and stay off the channel as long as detected radio frequency power is equal to or greater than the threshold (-62 dBm). The -62 dBm (or lower) threshold is referenced to a 0 dBi antenna gain. To ensure incumbent operations are reliably detected in the band, low power indoor devices must detect RF energy throughout their intended operating channel. For example, an 802.11 device that plans to transmit a 40 MHz- wide signal (on a primary 20 MHz channel and a secondary 20 MHz channel) must detect energy throughout the entire 40 MHz channel. Additionally, low-power indoor devices must detect co-channel energy with 90% or greater certainty.

Table 1. Criteria to determine number of times detection threshold test may be performed

If	Number of Tests	Placement of Incumbent Transmission
$BW_{EUT} \leq BW_{Inc}$	Once	Tune incumbent and EUT transmissions ($f_{c1} = f_{c2}$)
$BW_{Inc} < BW_{EUT} \leq 2BW_{Inc}$	Once	Incumbent transmission is contained within BW_{EUT}
$2BW_{Inc} < BW_{EUT} \leq 4BW_{Inc}$	Twice. Incumbent transmission is contained within BW_{EUT}	Incumbent transmission is located as closely as possible to the lower edge and upper edge, respectively, of the EUT channel
$BW_{EUT} > 4BW_{Inc}$	Three times	Incumbent transmission is located as closely as possible to the lower edge of the EUT channel, in the middle of EUT channel, and as closely as possible to the upper edge of the EUT channel

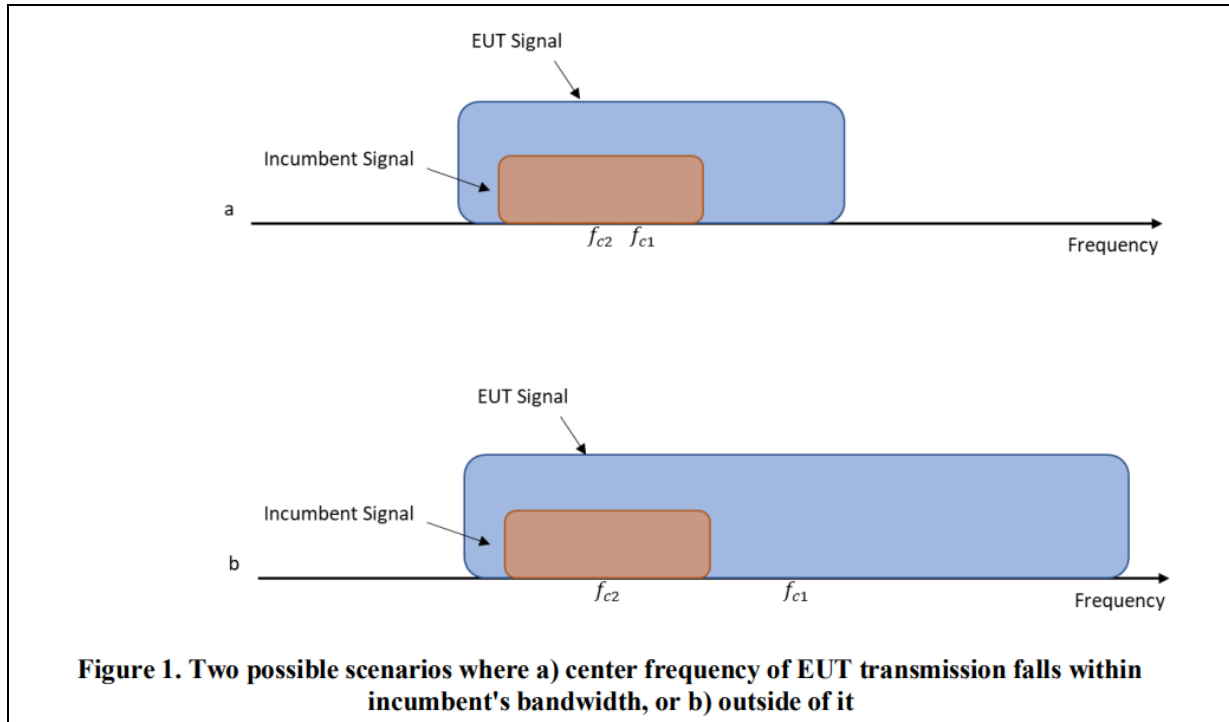
where:

BW_{EUT} : Transmission bandwidth of EUT signal

BW_{Inc} : Transmission bandwidth of the simulated incumbent signal (10 MHz wide AWGN signal)

f_{c1} : Center frequency of EUT transmission

f_{c2} : Center frequency of simulated incumbent signal



3.5.2 Measuring Instruments

Please refer to the measuring equipment list in this test report.

3.5.3 Test Procedures

The testing follows FCC KDB 987594 D02 U-NII 6GHz EMC Measurement v01.

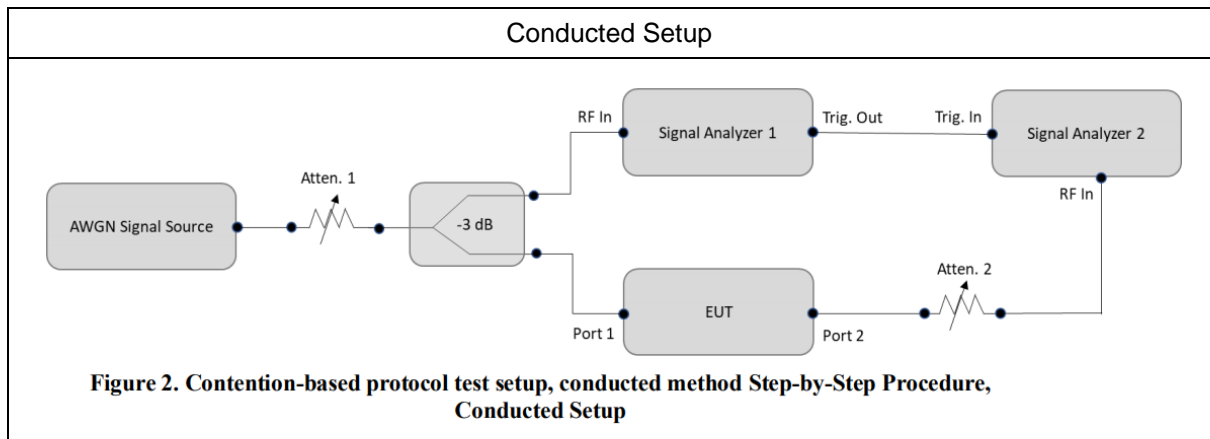
Section I) Contention Based Protocol

Conducted method Step-by-Step Procedure, Conducted Setup

1. Configure the EUT to transmit with a constant duty cycle.
2. Set the operating parameters of the EUT including power level, operating frequency, modulation and bandwidth.
3. Set the signal analyzer center frequency to the nominal EUT channel center frequency. The span range of the signal analyzer shall be between two times and five times the OBW of the EUT.
4. Connect the output port of the EUT to the signal analyzer 2, as shown in test setup Figure 2. Ensure that the attenuator 2 provides enough attenuation to not overload the signal analyzer 2 receiver.
5. Monitoring the signal analyzer 2, verify the EUT is operating and transmitting with the parameters set at step two.
6. Using an AWGN signal source, generate (but do not transmit, i.e., RF OFF) a 10 MHz-wide AWGN signal. Use Table 1 to determine the center frequency of the 10 MHz AWGN signal relative to the EUT's channel bandwidth and center frequency.
7. Set the AWGN signal power to an extremely low level (more than 20 dB below the -62 dBm threshold). Connect the AWGN signal source, via a 3-dB splitter, to the signal analyzer 1 and the EUT as shown in test setup Figure 2.
8. Transmit the AWGN signal (RF ON) and verify its characteristics on the signal analyzer 1.

9. Monitor the signal analyzer 2 to verify if the AWGN signal has been detected and the EUT has ceased transmission. If the EUT continues to transmit, then incrementally increase the AWGN signal power level until the EUT stops transmitting.
10. (Including all losses in the RF paths) Determine and record the AWGN signal power level (at the EUT's antenna port) at which the EUT ceased transmission. Repeat the procedure at least 10 times to verify the EUT can detect an AWGN signal with 90% (or better) level of certainty.
11. Refer to Table 1 to determine number of times the detection threshold testing needs to be repeated. If testing is required more than once, then go back to step 5, choose a different center frequency for the AWGN signal and repeat the process.
12. For the contention-based protocol test where only one channel in each supported sub-band needs to be tested. The narrowest and widest bandwidth in each channel shall be measured EUT was driven in MIMO mode, the interferer level was injected to both chains to monitor the performance, while the interferer level is determined according the lowest antenna gain among both antennas (i.e, lower interferer level).

3.5.4 Test Setup



3.5.5 Support Unit used in test configuration and system

Instrument	Brand Name	Model No.	Characteristics
WLAN AP	ASUS	GT-AXE11000	Dual Band AP
Notebook	Acer	N15C1	LAN



3.5.6 Test Summary of Contention Based Protocol Test

Test Engineer :	Rebecca Li	Temperature :	23.4~26.2°C
		Relative Humidity :	45.2~53.7%

Band	Channel Freq. (MHz)	Channel BW (MHz)	Incumbent freq. (MHz)	Injected AWGN Level (dBm)	Detection Rate (%)	Regulated Threshold level (dBm)	Adjusted Power (dBm)	Margin (dB)	
UNII Band 5	6135	20	6135	-78.13	100	-62	-78.15	16.15	
				Result: Stop Transmission					
				-87.13	< 90	-62	-87.15	25.15	
				Result: Minimal Operation					
				-88.13	0	-62	-88.15	26.15	
				Result: Normal Operation					
	6185	160	6110	-73.65	100	-62	-73.67	11.67	
				Result: Stop Transmission					
				-76.65	< 90	-62	-76.67	14.67	
				Result: Minimal Operation					
				-77.65	0	-62	-77.67	15.67	
				Result: Normal Operation					
			6260	6185	-69.91	100	-62	-69.93	7.93
					Result: Stop Transmission				
					-69.91	< 90	-62	-69.93	7.93
Result: Minimal Operation									
-70.91					0	-62	-70.93	8.93	
Result: Normal Operation									
6260	6185	-73.42	100	-62	-73.44	11.44			
		Result: Stop Transmission							
		-76.42	< 90	-62	-76.44	14.44			
		Result: Minimal Operation							
		-77.42	0	-62	-77.44	15.44			
		Result: Normal Operation							

Note 1: Adjusted Power = Injected AWGN Level - minimum antenna gain (0.02 dBi).

Note 2: Path Loss is negligible. (0 dB)

Note 3: Margin = Regulated Threshold level - Adjusted Power.



Band	Channel Freq. (MHz)	Channel BW (MHz)	Incumbent freq. (MHz)	Injected AWGN Level (dBm)	Detection Rate (%)	Regulated Threshold level (dBm)	Adjusted Power (dBm)	Margin (dB)		
UNII Band 6	6455	20	6455	-78.71	100	-62	-79.30	17.30		
				Result: Stop Transmission						
				-97.71	< 90	-62	-98.30	36.30		
				Result: Minimal Operation						
				-98.71	0	-62	-99.30	37.30		
				Result: Normal Operation						
	6505	160	6430	-74.04	100	-62	-74.63	12.63		
				Result: Stop Transmission						
				-77.04	< 90	-62	-77.63	15.63		
				Result: Minimal Operation						
				-78.04	0	-62	-78.63	16.63		
				Result: Normal Operation						
			6580	160	6505	-70.29	100	-62	-70.88	8.88
						Result: Stop Transmission				
						-71.29	< 90	-62	-71.88	9.88
						Result: Minimal Operation				
						-72.29	0	-62	-72.88	10.88
						Result: Normal Operation				
6580	160	6580	-74.26	100	-62	-74.85	12.85			
			Result: Stop Transmission							
			-77.26	< 90	-62	-77.85	15.85			
			Result: Minimal Operation							
			-78.26	0	-62	-78.85	16.85			
			Result: Normal Operation							

Note 1: Adjusted Power = Injected AWGN Level - minimum antenna gain (0.59 dBi).

Note 2: Path Loss is negligible. (0 dB)

Note 3: Margin = Regulated Threshold level - Adjusted Power.



Band	Channel Freq. (MHz)	Channel BW (MHz)	Incumbent freq. (MHz)	Injected AWGN Level (dBm)	Detection Rate (%)	Regulated Threshold level (dBm)	Adjusted Power (dBm)	Margin (dB)
UNII Band 7	6695	20	6695	-80.81	100	-62	-79.62	17.62
				Result: Stop Transmission				
				-83.81	< 90	-62	-82.62	20.62
				Result: Minimal Operation				
				-84.81	0	-62	-83.62	21.62
				Result: Normal Operation				
	6665	160	6590	-77.04	100	-62	-75.85	13.85
				Result: Stop Transmission				
				-80.04	< 90	-62	-78.85	16.85
				Result: Minimal Operation				
				-81.04	0	-62	-79.85	17.85
				Result: Normal Operation				
			6740	-72.95	100	-62	-71.76	9.76
				Result: Stop Transmission				
				-73.95	< 90	-62	-72.76	10.76
				Result: Minimal Operation				
				-74.95	0	-62	-73.76	11.76
				Result: Normal Operation				
	6665	160	6665	-77.02	100	-62	-75.83	13.83
				Result: Stop Transmission				
				-80.02	< 90	-62	-78.83	16.83
				Result: Minimal Operation				
				-81.02	0	-62	-79.83	17.83
				Result: Normal Operation				

Note 1: Adjusted Power = Injected AWGN Level - minimum antenna gain (-1.19 dBi).

Note 2: Path Loss is negligible. (0 dB)

Note 3: Margin = Regulated Threshold level - Adjusted Power.



Band	Channel Freq. (MHz)	Channel BW (MHz)	Incumbent freq. (MHz)	Injected AWGN Level (dBm)	Detection Rate (%)	Regulated Threshold level (dBm)	Adjusted Power (dBm)	Margin (dB)	
UNII Band 8	7015	20	7015	-77.83	100	-62	-76.64	14.64	
				Result: Stop Transmission					
				-89.83	< 90	-62	-88.64	26.64	
				Result: Minimal Operation					
				-90.83	0	-62	-89.64	27.64	
				Result: Normal Operation					
	6985	160	6910	-76.06	100	-62	-74.87	12.87	
				Result: Stop Transmission					
				-80.06	< 90	-62	-78.87	16.87	
				Result: Minimal Operation					
				-81.06	0	-62	-79.87	17.87	
				Result: Normal Operation					
			7060	7060	-71.79	100	-62	-70.60	8.60
					Result: Stop Transmission				
					-72.79	< 90	-62	-71.60	9.60
					Result: Minimal Operation				
					-73.79	0	-62	-72.60	10.60
					Result: Normal Operation				
7060	7060	-75.51	100	-62	-74.32	12.32			
		Result: Stop Transmission							
		-78.51	< 90	-62	-77.32	15.32			
		Result: Minimal Operation							
-79.51	0	-62	-78.32	16.32					
Result: Normal Operation									

Note 1: Adjusted Power = Injected AWGN Level - minimum antenna gain (-1.19 dBi).

Note 2: Path Loss is negligible. (0 dB)

Note 3: Margin = Regulated Threshold level - Adjusted Power.



3.5.7 Test Plots of Contention Based Protocol Test

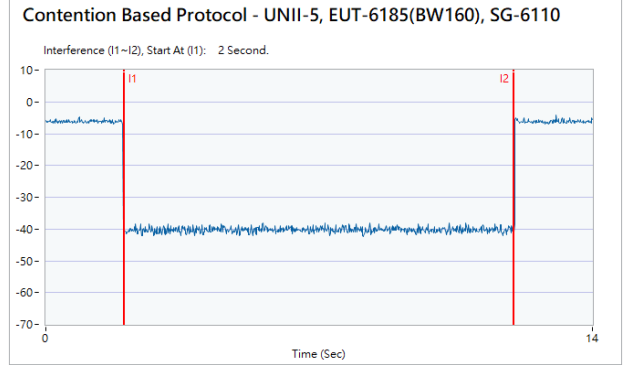
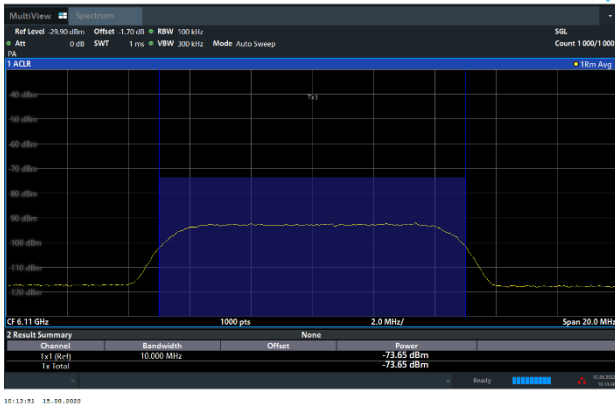
Contention Based Protocol Result Plots on U-NII 5 (AWGN Interference)	
<p>802.11ax (HE20) / 6135MHz Threshold Level (TL) = -78.13dBm</p>	<p>802.11ax (HE20) / CH37 Test result is pass due to no transmission occur.</p>
<p>802.11ax (HE20) / 6135MHz Threshold Level (TL) = -79.13dBm</p>	<p>802.11ax (HE20) / CH37 Transmit when the interferer is 1dB lower.</p>



Contention Based Protocol Result Plots on U-NII 5 (AWGN Interference)

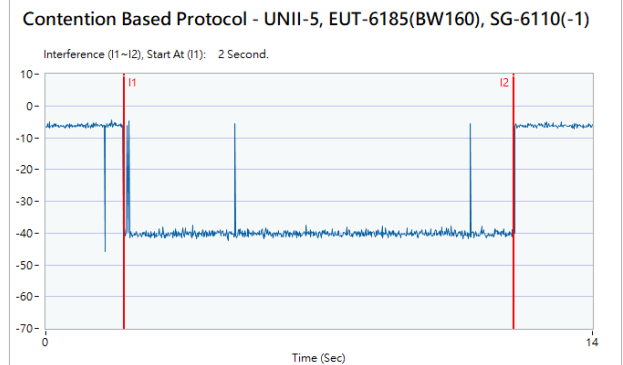

802.11ax (HE160) / 6110MHz (Lower edge)
Threshold Level (TL) = -73.65dBm

802.11ax (HE160) / CH47 (Lower edge)
Test result is pass due to no transmission occur.



802.11ax (HE160) / 6110MHz (Lower edge)
Threshold Level (TL) = -74.65dBm

802.11ax (HE160) / CH47 (Lower edge)
Transmit when the interferer is 1dB lower.



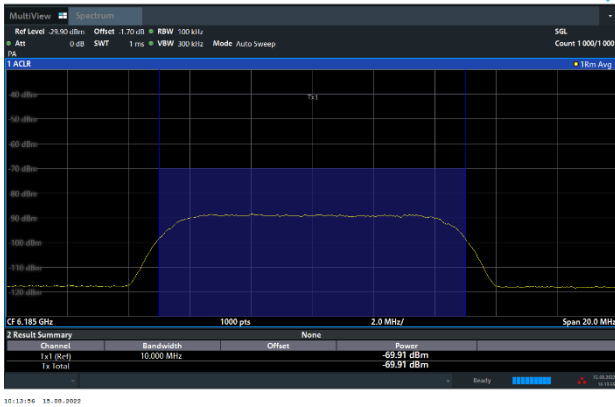


Contention Based Protocol Result Plots on U-NII 5 (AWGN Interference)

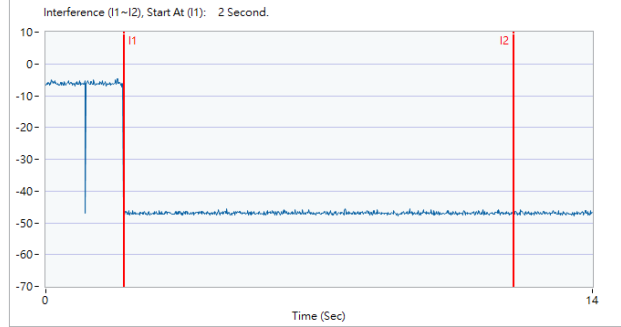
802.11ax (HE160) / 6185MHz (Middle)
Threshold Level (TL) = -69.91dBm

802.11ax (HE160) / CH47 (Middle)

Test result is pass due to no transmission occur.




Contention Based Protocol - UNII-5, EUT-6185(BW160), SG-6185



802.11ax (HE160) / 6185MHz (Middle)
Threshold Level (TL) = -70.91dBm

802.11ax (HE160) / CH47 (Middle)

Transmit when the interferer is 1dB lower.



Contention Based Protocol - UNII-5, EUT-6185(BW160), SG-6185(-1)

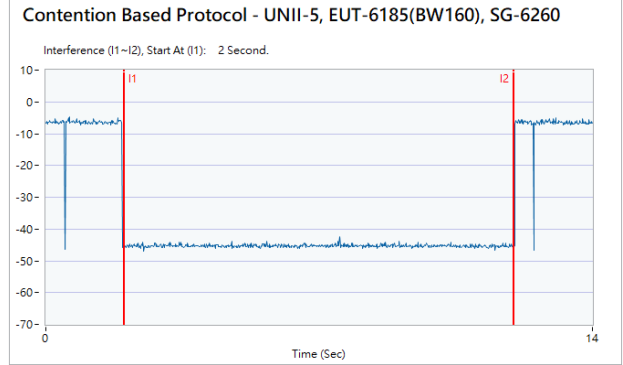
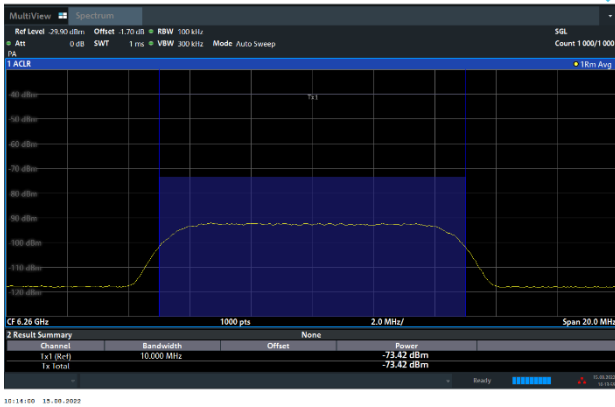




Contention Based Protocol Result Plots on U-NII 5 (AWGN Interference)

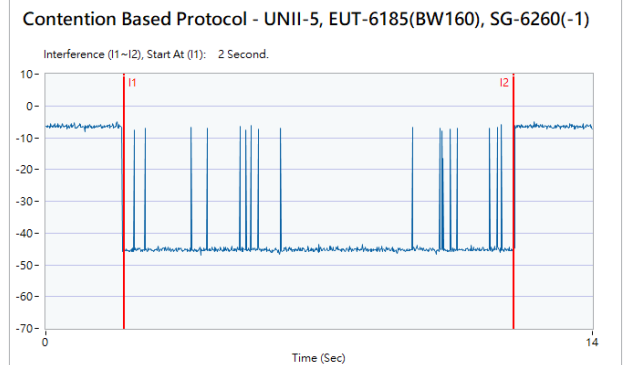

802.11ax (HE160) / 6260MHz (Upper edge)
Threshold Level (TL) = -73.42dBm

802.11ax (HE160) / CH47 (Upper edge)
Test result is pass due to no transmission occur.



802.11ax (HE160) / 6260MHz (Upper edge)
Threshold Level (TL) = -74.42dBm

802.11ax (HE160) / CH47 (Upper edge)
Transmit when the interferer is 1dB lower.

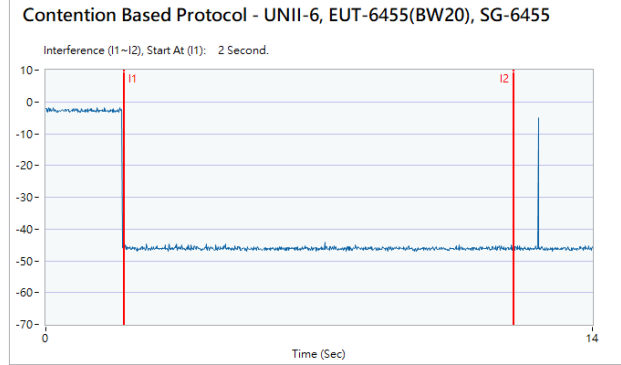
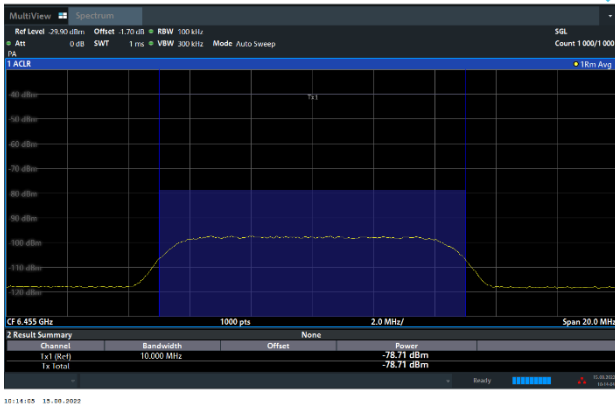




Contention Based Protocol Result Plots on U-NII 6 (AWGN Interference)

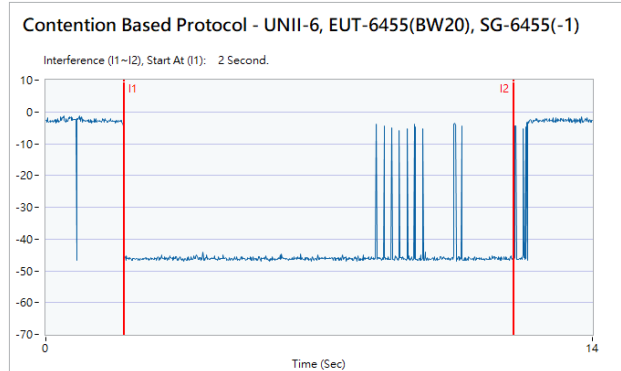

802.11ax (HE20) / 6455MHz
Threshold Level (TL) = -78.71dBm

802.11ax (HE20) / CH101
Test result is pass due to no transmission occur.



802.11ax (HE20) / 6455MHz
Threshold Level (TL) = -79.71dBm

802.11ax (HE20) / CH101
Transmit when the interferer is 1dB lower.

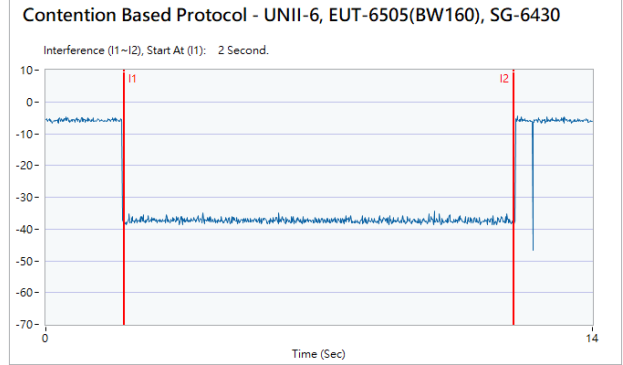
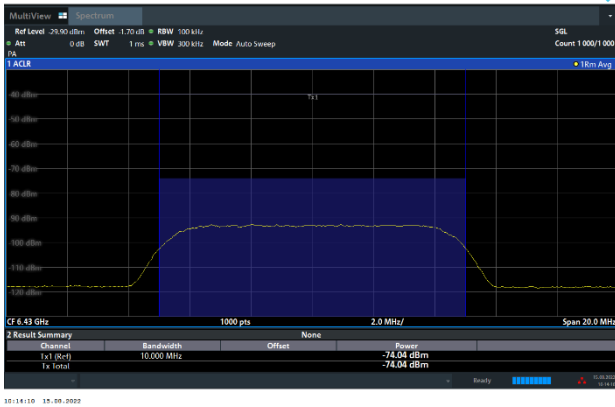




Contention Based Protocol Result Plots on U-NII 6 (AWGN Interference)

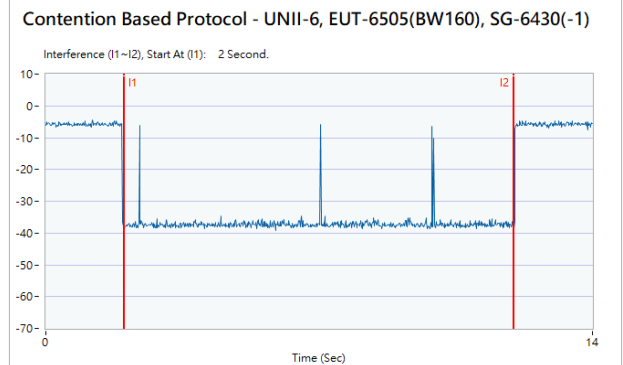

802.11ax (HE160) / 6430MHz (Lower edge)
Threshold Level (TL) = -74.04dBm

802.11ax (HE160) / CH111 (Lower edge)
Test result is pass due to no transmission occur.



802.11ax (HE160) / 6430MHz (Lower edge)
Threshold Level (TL) = -75.04dBm

802.11ax (HE160) / CH111 (Lower edge)
Transmit when the interferer is 1dB lower.

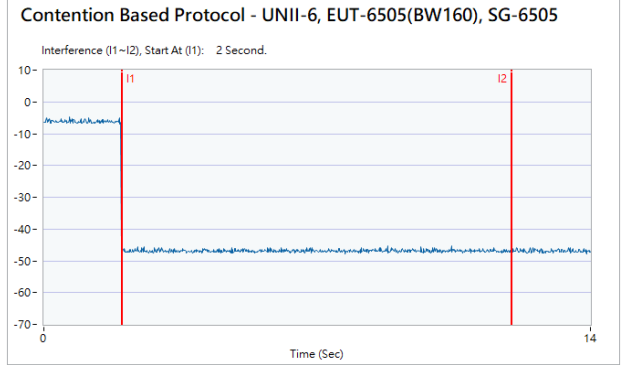
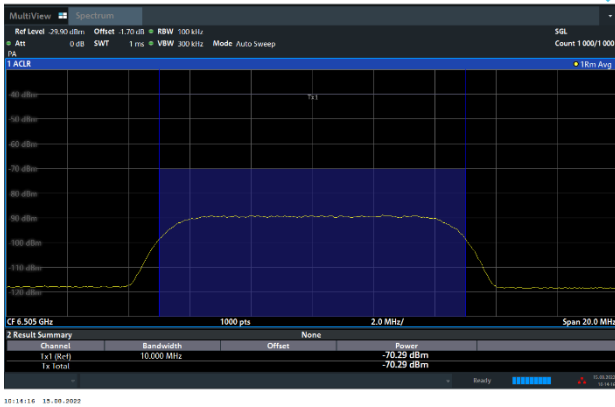




Contention Based Protocol Result Plots on U-NII 6 (AWGN Interference)

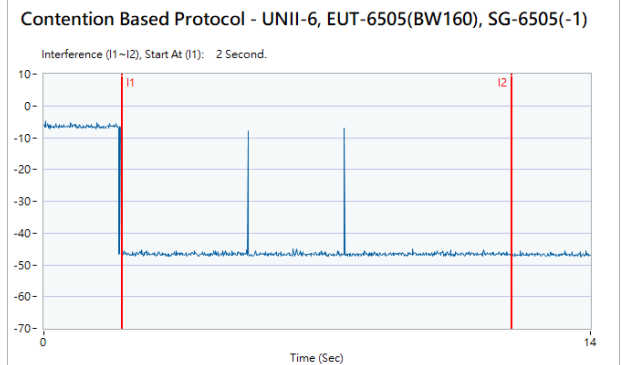

802.11ax (HE160) / 6505MHz (Middle)
Threshold Level (TL) = -70.29dBm

802.11ax (HE160) / CH111 (Middle)
Test result is pass due to no transmission occur.



802.11ax (HE160) / 6505MHz (Middle)
Threshold Level (TL) = -71.29dBm

802.11ax (HE160) / CH111 (Middle)
Transmit when the interferer is 1dB lower.

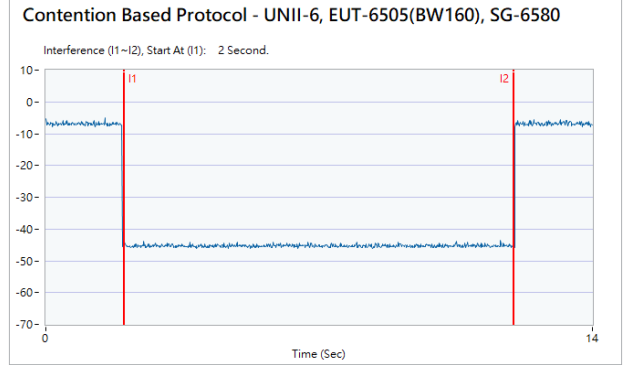
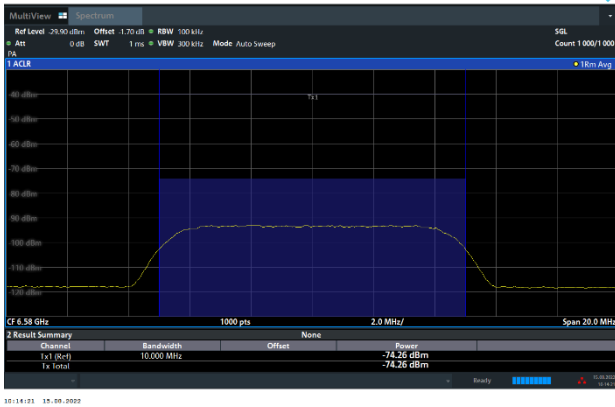




Contention Based Protocol Result Plots on U-NII 6 (AWGN Interference)

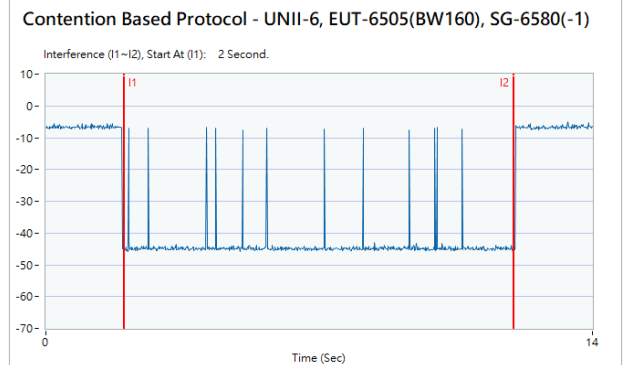

802.11ax (HE160) / 6580MHz (Upper edge)
Threshold Level (TL) = -74.26dBm

802.11ax (HE160) / CH111 (Upper edge)
Test result is pass due to no transmission occur.



802.11ax (HE160) / 6580MHz (Upper edge)
Threshold Level (TL) = -75.26dBm

802.11ax (HE160) / CH111 (Upper edge)
Transmit when the interferer is 1dB lower.

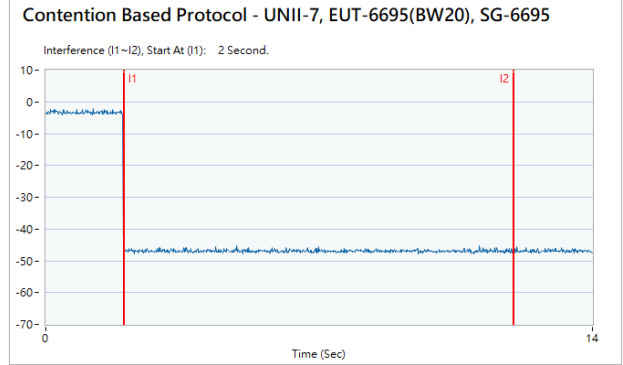
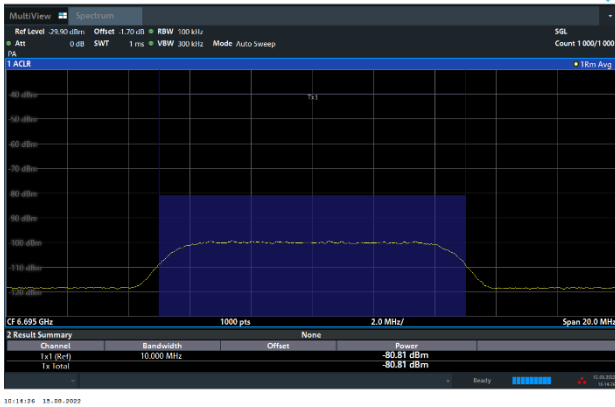




Contention Based Protocol Result Plots on U-NII 7 (AWGN Interference)

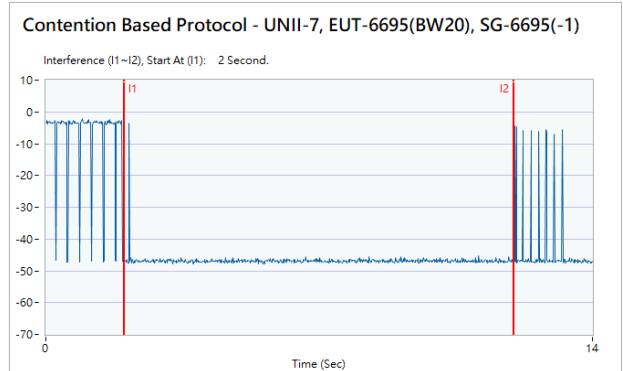

802.11ax (HE20) / 6695MHz
Threshold Level (TL) = -80.81dBm

802.11ax (HE20) / CH149
Test result is pass due to no transmission occur.



802.11ax (HE20) / 6695MHz
Threshold Level (TL) = -81.81dBm

802.11ax (HE20) / CH149
Transmit when the interferer is 1dB lower.

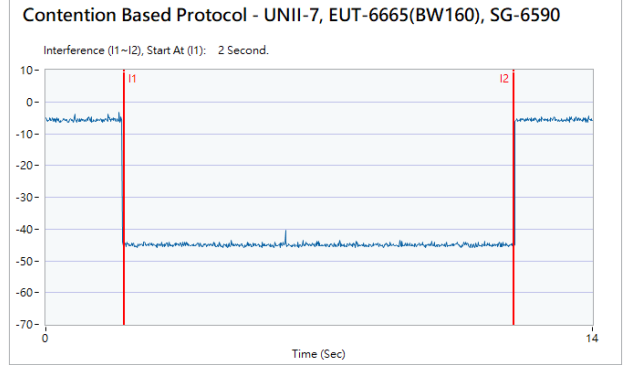
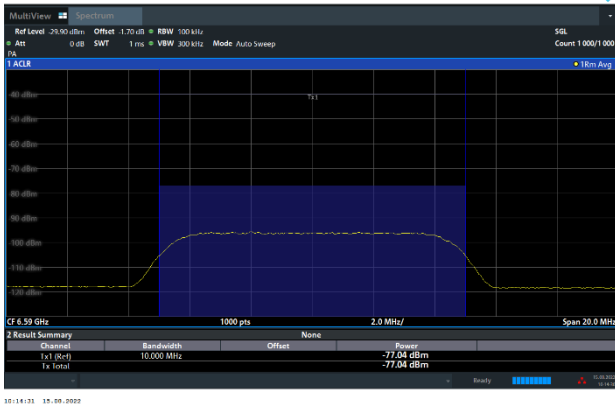




Contention Based Protocol Result Plots on U-NII 7 (AWGN Interference)

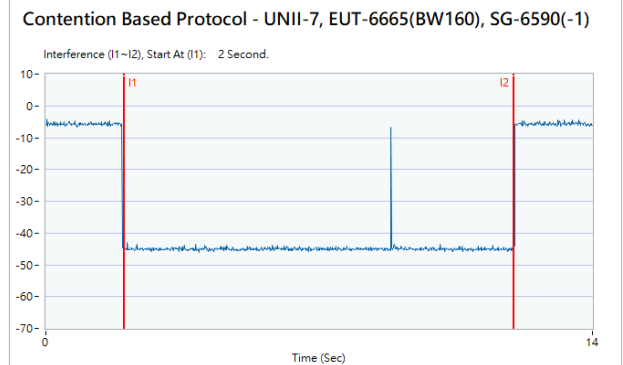

802.11ax (HE160) / 6590MHz (Lower edge)
Threshold Level (TL) = -77.04dBm

802.11ax (HE160) / CH143 (Lower edge)
Test result is pass due to no transmission occur.



802.11ax (HE160) / 6590MHz (Lower edge)
Threshold Level (TL) = -78.04dBm

802.11ax (HE160) / CH143 (Lower edge)
Transmit when the interferer is 1dB lower.

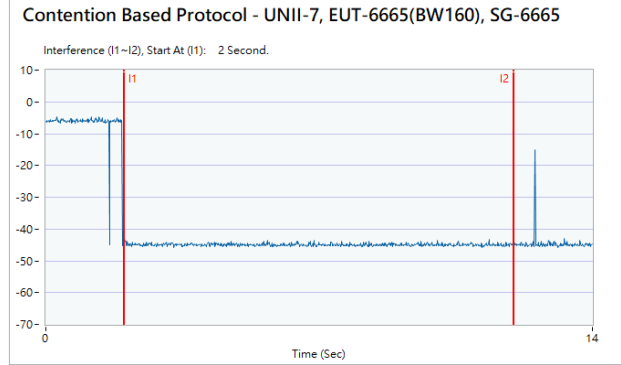
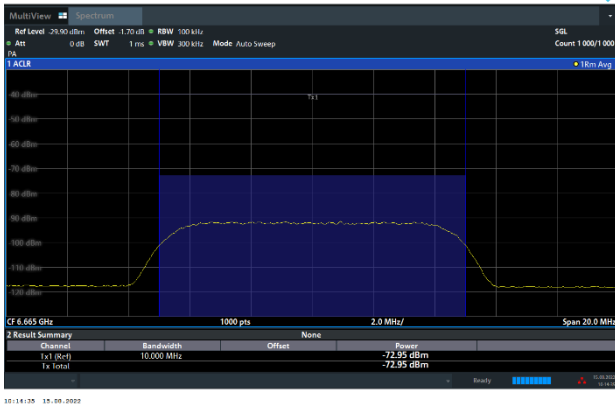




Contention Based Protocol Result Plots on U-NII 7 (AWGN Interference)

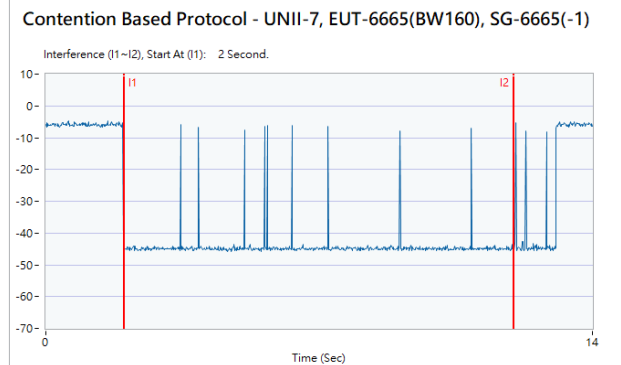

802.11ax (HE160) / 6665MHz (Middle)
Threshold Level (TL) = -72.95dBm

802.11ax (HE160) / CH143 (Middle)
Test result is pass due to no transmission occur.



802.11ax (HE160) / 6665MHz (Middle)
Threshold Level (TL) = -73.95dBm

802.11ax (HE160) / CH143 (Middle)
Transmit when the interferer is 1dB lower.

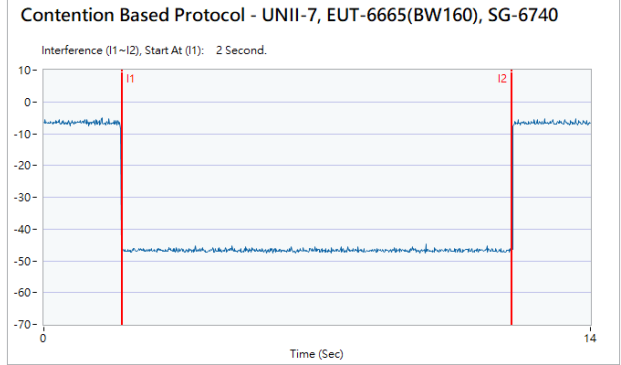
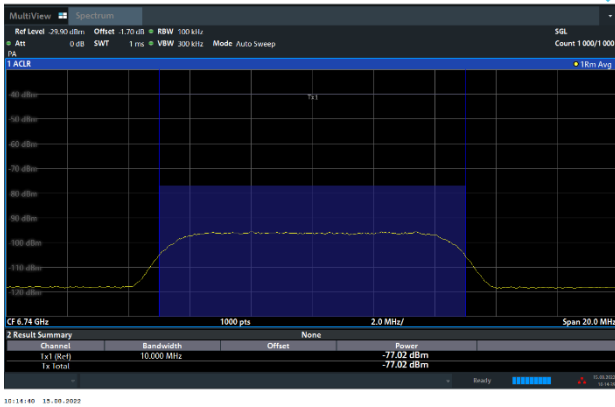




Contention Based Protocol Result Plots on U-NII 7 (AWGN Interference)

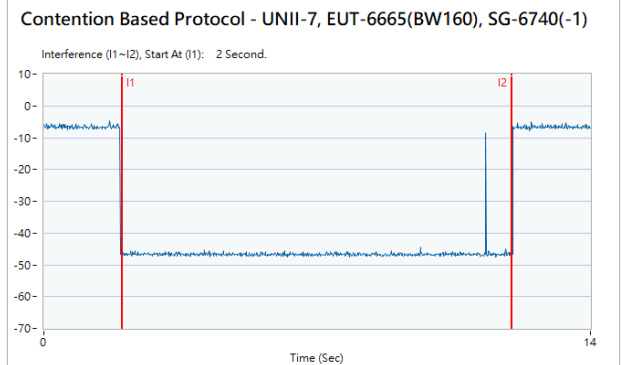

802.11ax (HE160) / 6740MHz (Upper edge)
Threshold Level (TL) = -77.02dBm

802.11ax (HE160) / CH143 (Upper edge)
Test result is pass due to no transmission occur.



802.11ax (HE160) / 6740MHz (Upper edge)
Threshold Level (TL) = -78.02dBm

802.11ax (HE160) / CH143 (Upper edge)
Transmit when the interferer is 1dB lower.

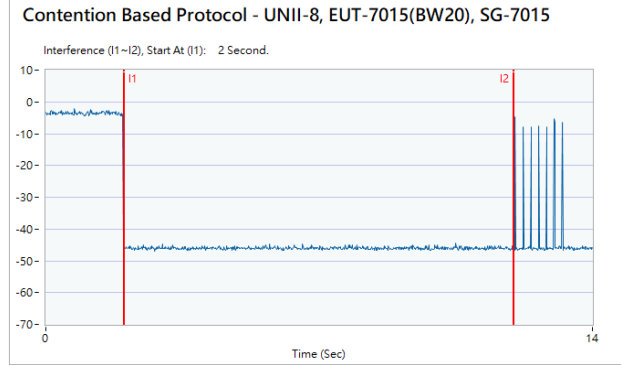
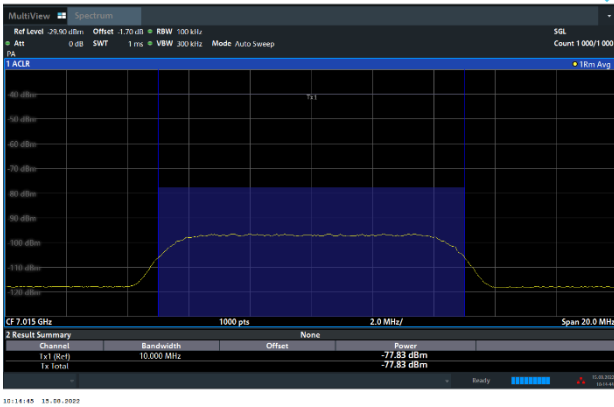




Contention Based Protocol Result Plots on U-NII 8 (AWGN Interference)

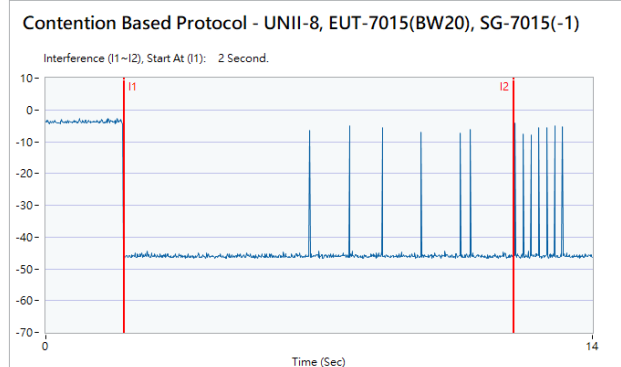

802.11ax (HE20) / 7015MHz
Threshold Level (TL) = -77.83dBm

802.11ax (HE20) / CH213
Test result is pass due to no transmission occur.



802.11ax (HE20) / 7015MHz
Threshold Level (TL) = -78.83dBm

802.11ax (HE20) / CH213
Transmit when the interferer is 1dB lower.

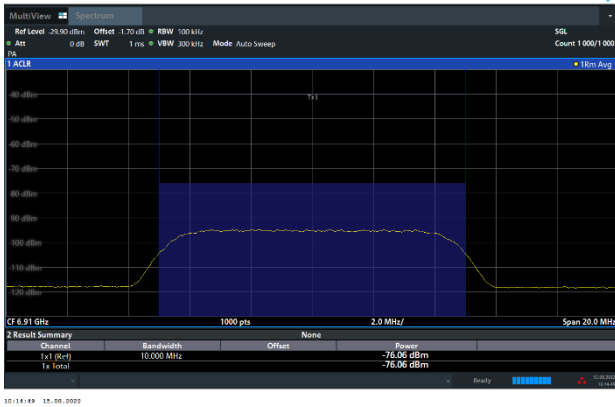




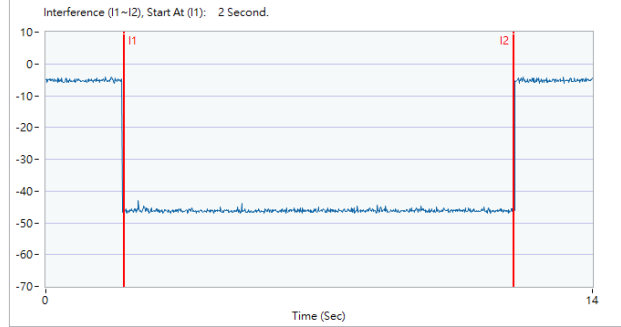
Contention Based Protocol Result Plots on U-NII 8 (AWGN Interference)

802.11ax (HE160) / 6910MHz (Lower edge)
Threshold Level (TL) = -76.06dBm

802.11ax (HE160) / CH207 (Lower edge)
Test result is pass due to no transmission occur.




Contention Based Protocol - UNII-8, EUT-6985(BW160), SG-6910

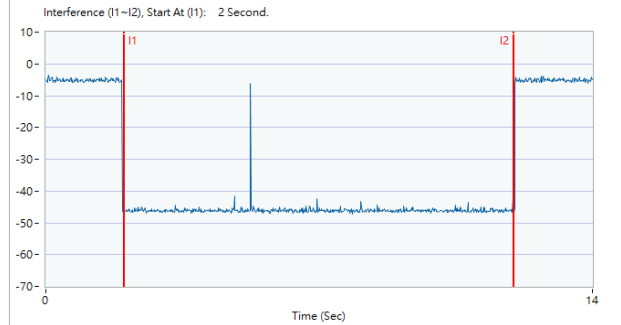


802.11ax (HE160) / 6910MHz (Lower edge)
Threshold Level (TL) = -77.06dBm

802.11ax (HE160) / CH207 (Lower edge)
Transmit when the interferer is 1dB lower.



Contention Based Protocol - UNII-8, EUT-6985(BW160), SG-6910(-1)

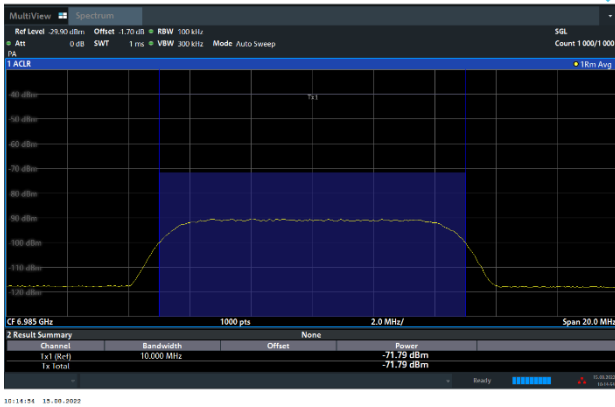




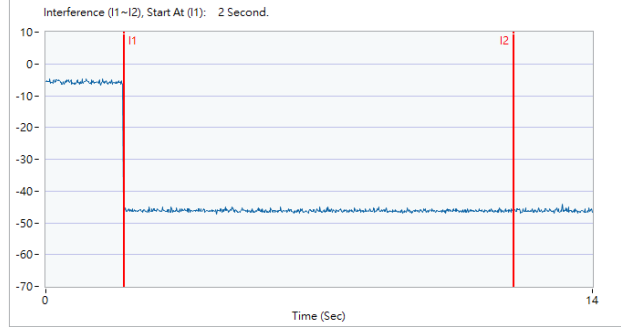
Contention Based Protocol Result Plots on U-NII 8 (AWGN Interference)

802.11ax (HE160) / 6985MHz (Middle)
Threshold Level (TL) = -71.79dBm

802.11ax (HE160) / CH207 (Middle)
Test result is pass due to no transmission occur.




Contention Based Protocol - UNII-8, EUT-6985(BW160), SG-6985

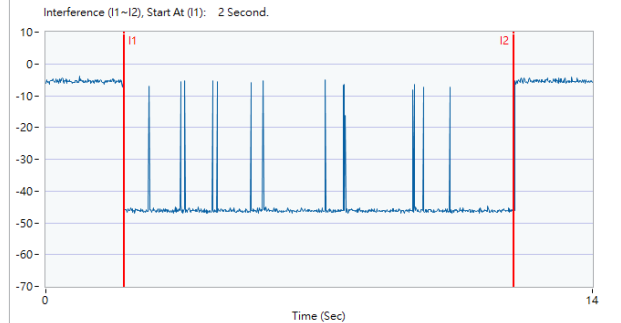


802.11ax (HE160) / 6985MHz (Middle)
Threshold Level (TL) = -72.79dBm

802.11ax (HE160) / CH207 (Middle)
Transmit when the interferer is 1dB lower.



Contention Based Protocol - UNII-8, EUT-6985(BW160), SG-6985(-1)

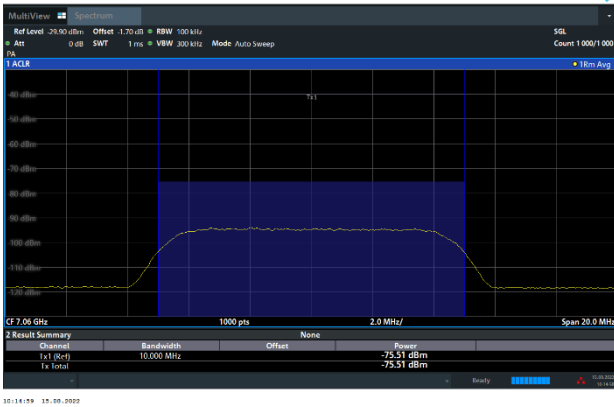




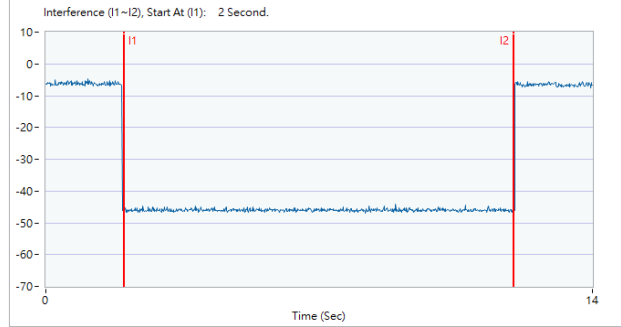
Contention Based Protocol Result Plots on U-NII 8 (AWGN Interference)

802.11ax (HE160) / 7060MHz (Upper edge)
Threshold Level (TL) = -75.51dBm

802.11ax (HE160) / CH207 (Upper edge)
Test result is pass due to no transmission occur.




Contention Based Protocol - UNII-8, EUT-6985(BW160), SG-7060

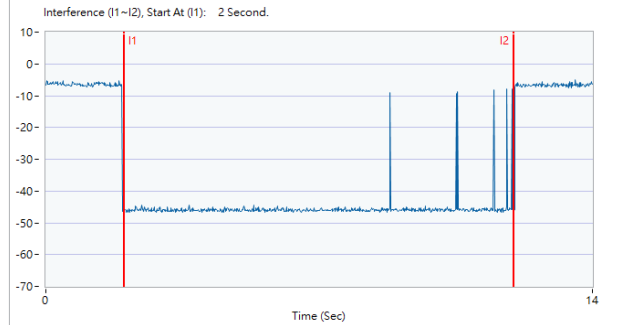


802.11ax (HE160) / 7060MHz (Upper edge)
Threshold Level (TL) = -76.51dBm

802.11ax (HE160) / CH207 (Upper edge)
Transmit when the interferer is 1dB lower.



Contention Based Protocol - UNII-8, EUT-6985(BW160), SG-7060(-1)





3.6 Unwanted Emissions Measurement

This section is to measure unwanted emissions through radiated measurement for band edge spurious emissions and out of band emissions measurement.

3.6.1 Limit of Unwanted Emissions

- (1) For transmitters operating within the 5.925-7.125 GHz band: Any emissions outside of the 5.925-7.125 GHz band must not exceed an e.i.r.p. of -27 dBm/MHz.

EIRP (dBm)	Field Strength at 3m (dBµV/m)
- 27 (RMS)	68.3
- 7 (Peak)	88.3

According 987594 D02 U-NII 6GHz EMC Measurement v01 section G:

Unwanted emissions outside of restricted bands are measured with a RMS detector.

In addition, 15.35(b) applies where the peak emissions must be limited to no more than 20 dB above the average limit

- (2) Unwanted spurious emissions fallen in restricted bands shall comply with the general field strength limits as below table:

Frequency (MHz)	Field Strength (microvolts/meter)	Measurement Distance (meters)
0.009 – 0.490	2400/F(kHz)	300
0.490 – 1.705	24000/F(kHz)	30
1.705 – 30.0	30	30
30 – 88	100	3
88 – 216	150	3
216 - 960	200	3
Above 960	500	3

Note: The following formula is used to convert the EIRP to field strength.

$$E = \frac{1000000\sqrt{30P}}{3} \mu\text{V/m, where P is the eirp (Watts)}$$

3.6.2 Measuring Instruments

Please refer to the measuring equipment list in this test report.



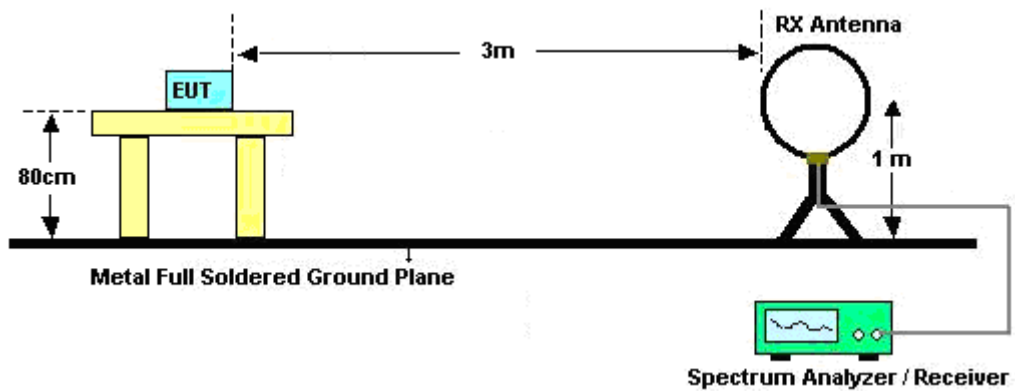
3.6.3 Test Procedures

1. The testing follows FCC KDB 789033 D02 General UNII Test Procedures New Rules v02r01. Section G) Unwanted emissions measurement.
 - (1) Procedure for Unwanted Emissions Measurements Below 1000MHz
 - RBW = 120 kHz
 - VBW = 300 kHz
 - Detector = Peak
 - Trace mode = max hold
 - (2) Procedure for Peak Unwanted Emissions Measurements Above 1000 MHz
 - RBW = 1 MHz
 - VBW \geq 3 MHz
 - Detector = Peak
 - Sweep time = auto
 - Trace mode = max hold
 - (3) Procedures for Average Unwanted Emissions Measurements Above 1000MHz
 - RBW = 1 MHz
 - VBW = 10 Hz, when duty cycle is no less than 98 percent.
 - VBW \geq 1/T, when duty cycle is less than 98 percent where T is the minimum transmission duration over which the transmitter is on and is transmitting at its maximum power control level for the tested mode of operation.
2. The EUT is placed on a turntable with 0.8 meter for frequency below 1 GHz and 1.5 meter for frequency above 1 GHz respectively above ground.
3. The EUT is set 3 meters away from the receiving antenna which is mounted on the top of a variable height antenna tower.
4. The antenna is a broadband antenna and its height is adjusted between one meter and four meters above ground to find the maximum value of the field strength for both horizontal polarization and vertical polarization of the antenna.
5. For each suspected emission, the EUT is arranged to its worst case and then adjust the antenna tower (from 1 m to 4 m) and turntable (from 0 degree to 360 degrees) to find the maximum reading.
6. Radiated testing below 1 GHz is performed by adjusting the antenna tower from 1 m to 4 m and by rotating the turn table from 0 degree to 360 degrees to find the peak maximum hold reading. When there is no suspected emission found and the emission level is with at least 6 dB margin against QP limit line, the position is marked as "-".

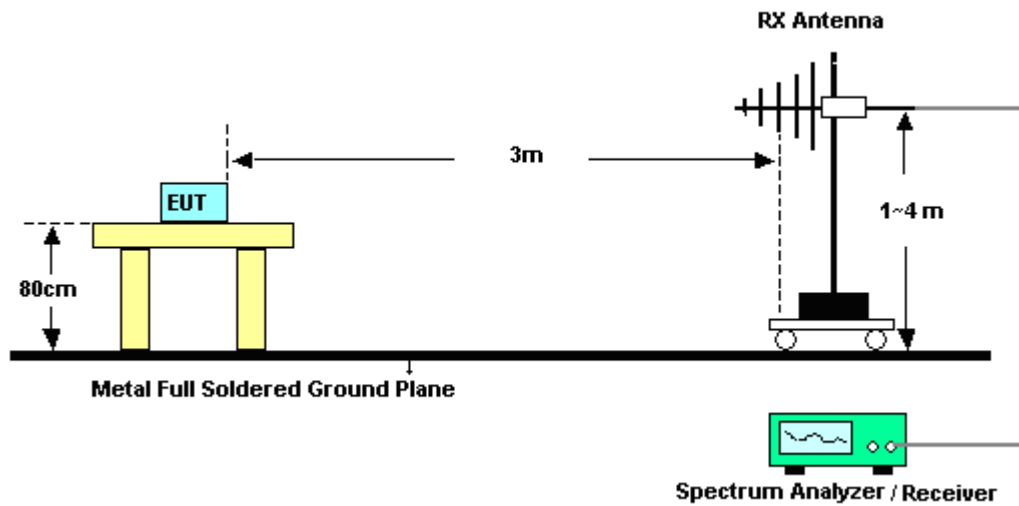
7. Radiated testing above 1 GHz is performed by adjusting the antenna tower from 1 m to 4 m and by rotating the turn table from 0 degree to 360 degrees to find the peak maximum hold reading for scanning all frequencies. When there is no suspected emission found and the harmonic emission level is with at least 6 dB margin against average limit line, the position is marked as “-“..

3.6.4 Test Setup

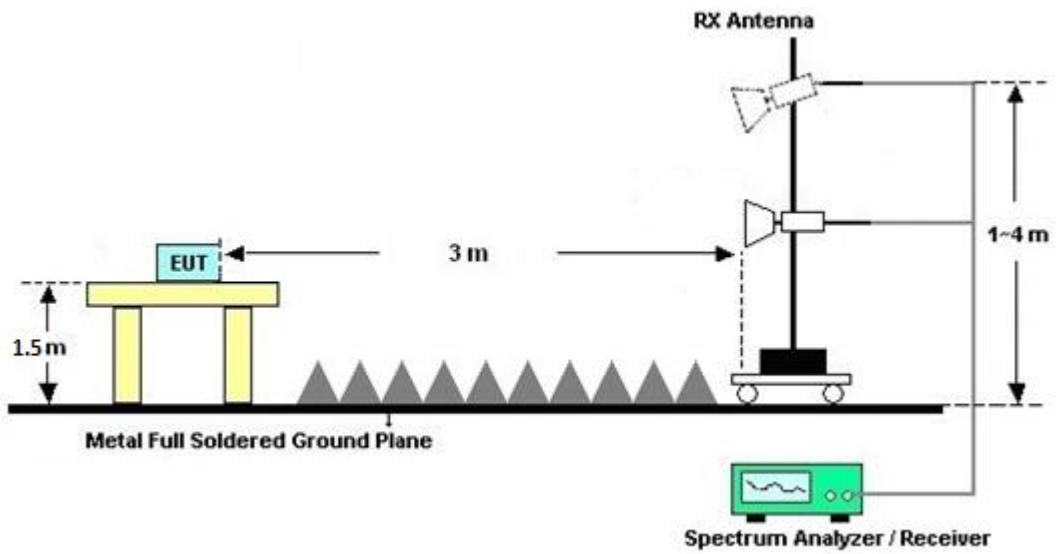
For radiated emissions below 30MHz



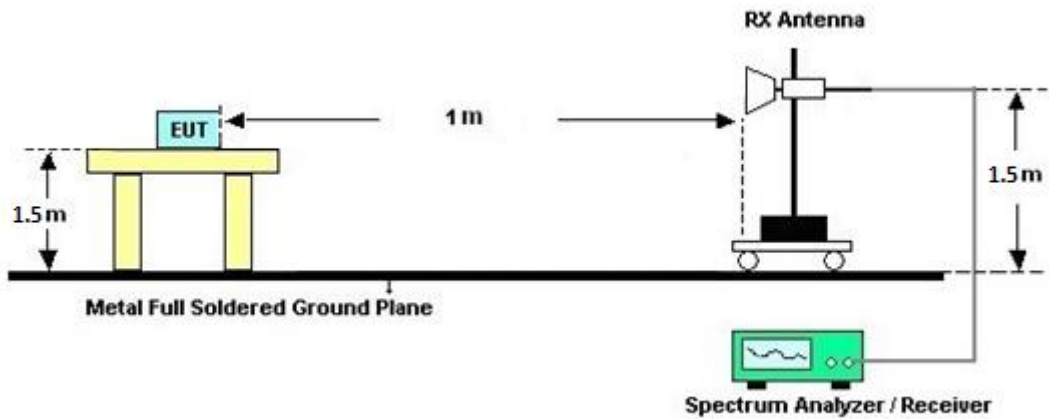
For radiated emissions from 30MHz to 1GHz



For radiated test from 1GHz to 18GHz



For radiated test above 18GHz





3.6.5 Test Results of Radiated Spurious Emissions (9 kHz ~ 30 MHz)

The low frequency, which starts from 9 kHz to 30 MHz, is pre-scanned and the result which is 20 dB lower than the limit line is not reported.

There is adequate comparison measurement of both open-field test site and alternative test site - semi-Anechoic chamber according to 414788 D01 Radiated Test Site v01r01, and the result came out very similar.

3.6.6 Test Result of Radiated Spurious at Band Edges

Please refer to Appendix C and D.

3.6.7 Duty Cycle

Please refer to Appendix E.

3.6.8 Test Result of Radiated Spurious Emissions (30MHz ~ 10th Harmonic)

Please refer to Appendix C and D.



3.7 AC Conducted Emission Measurement

3.7.1 Limit of AC Conducted Emission

For equipment that is designed to be connected to the public utility (AC) power line, the radio frequency voltage that is conducted back onto the AC power line on any frequency or frequencies within the band 150 kHz to 30 MHz shall not exceed the limits in the following table.

Frequency of emission (MHz)	Conducted limit (dB μ V)	
	Quasi-peak	Average
0.15-0.5	66 to 56*	56 to 46*
0.5-5	56	46
5-30	60	50

*Decreases with the logarithm of the frequency.

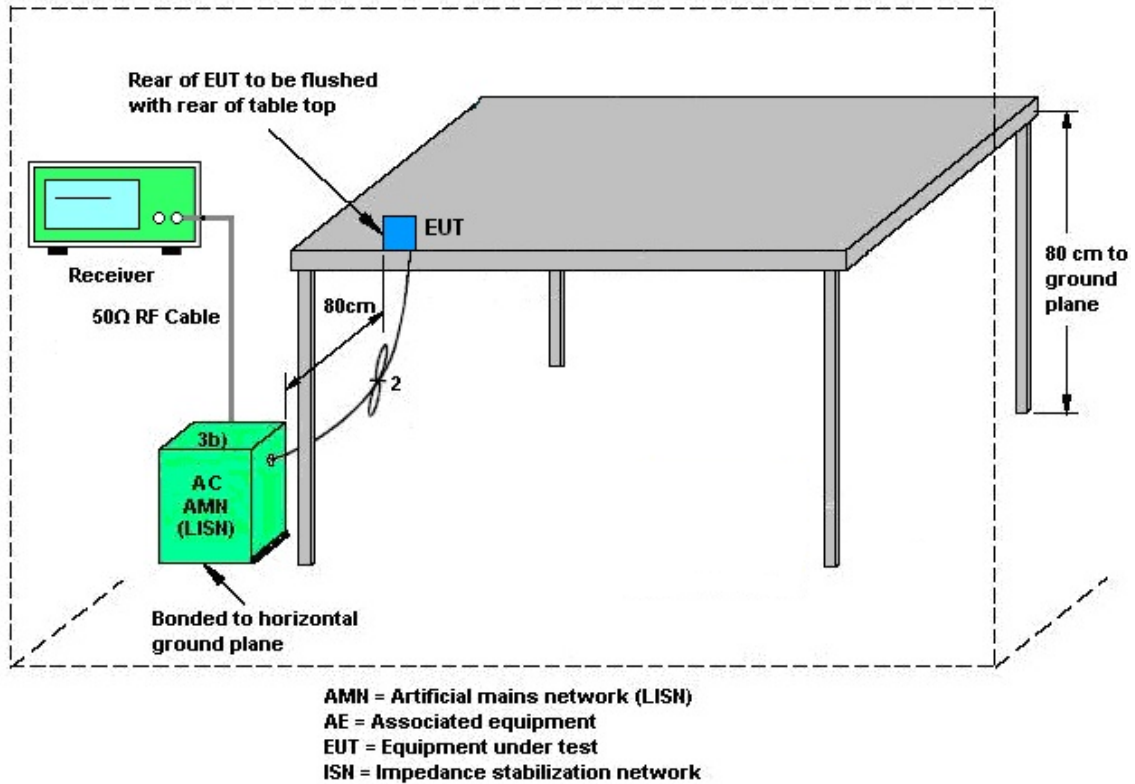
3.7.2 Measuring Instruments

Please refer to the measuring equipment list in this test report.

3.7.3 Test Procedures

1. The EUT is placed 0.4 meter away from the conducting wall of the shielding room, and is kept at least 80 centimeters from any other grounded conducting surface.
2. Connect EUT to the power mains through a line impedance stabilization network (LISN).
3. All the support units are connecting to the other LISN.
4. The LISN provides 50 ohm coupling impedance for the measuring instrument.
5. The FCC states that a 50 ohm, 50 microhenry LISN should be used.
6. Both Line and Neutral shall be tested in order to find out the maximum conducted emission.
7. The frequency range from 150 kHz to 30 MHz is scanned.
8. Set the test-receiver system to Peak Detect Function and specified bandwidth with Maximum Hold Mode.

3.7.4 Test Setup



3.7.5 Test Result of AC Conducted Emission

Please refer to Appendix B.



3.8 Antenna Requirements

3.8.1 Standard Applicable

The use of a permanently attached antenna or of an antenna that uses a unique coupling to the intentional radiator shall be considered sufficient to comply with the rule.

3.8.2 Antenna Anti-Replacement Construction

An embedded-in antenna design is used.



4 List of Measuring Equipment

Instrument	Brand Name	Model No.	Serial No.	Characteristics	Calibration Date	Test Date	Due Date	Remark
Loop Antenna	Rohde & Schwarz	HFH2-Z2	100488	9 kHz~30 MHz	Sep. 09, 2021	Aug. 12, 2022~ Aug. 23, 2022	Sep. 08, 2022	Radiation (03CH15-HY)
Loop Antenna	Rohde & Schwarz	HFH2-Z2	100488	9 kHz~30 MHz	Sep. 20, 2022	Oct. 20, 2022	Sep. 19, 2023	Radiation (03CH15-HY)
Bilog Antenna	TESEQ	CBL 6111D & 00800N1D01N- 06	41912 & 05	30MHz~1GHz	Feb. 06, 2022	Aug. 12, 2022~ Oct. 20, 2022	Feb. 05, 2023	Radiation (03CH15-HY)
Amplifier	SONOMA	310N	363440	9kHz~1GHz	Dec. 27, 2021	Aug. 12, 2022~ Oct. 20, 2022	Dec. 26, 2022	Radiation (03CH15-HY)
Horn Antenna	SCHWARZBE CK	BBHA 9120 D	9120D-02294	1GHz~18GHz	Jun. 23, 2022	Aug. 12, 2022~ Oct. 20, 2022	Jun. 22, 2023	Radiation (03CH15-HY)
SHF-EHF Horn Antenna	SCHWARZBE CK	BBHA 9170	00993	18GHz~40GHz	Nov. 30, 2021	Aug. 12, 2022~ Oct. 20, 2022	Nov. 29, 2022	Radiation (03CH15-HY)
Amplifier	E MEC	EM1G18G	060837	1GHz~18GHz	Sep. 02, 2021	Aug. 12, 2022~ Aug. 23, 2022	Sep. 01, 2022	Radiation (03CH15-HY)
Amplifier	E MEC	EM1G18G	060837	1GHz~18GHz	Sep. 01, 2022	Oct. 20, 2022	Aug. 31, 2023	Radiation (03CH15-HY)
Preamplifier	EM Electronics	EM01G18G	060802	1GHz-18GHz	Dec. 16, 2021	Aug. 12, 2022~ Oct. 20, 2022	Dec. 15, 2022	Radiation (03CH15-HY)
Preamplifier	E MEC	EM18G40G	060801	18-40GHz	Jun. 28, 2022	Aug. 12, 2022~ Oct. 20, 2022	Jun. 27, 2023	Radiation (03CH15-HY)
EMI Test Receiver	Keysight	N9038A(MXE)	MY54130085	20MHz~8.4GHz	Oct. 21, 2021	Aug. 12, 2022~ Aug. 23, 2022	Oct. 20, 2022	Radiation (03CH15-HY)
EMI Test Receiver	Keysight	N9038A(MXE)	MY54130085	20MHz~8.4GHz	Oct. 18, 2022	Oct. 20, 2022	Oct. 17, 2023	Radiation (03CH15-HY)
Spectrum Analyzer	Keysight	N9010	MY54200485	10Hz~44GHz	May 07, 2022	Aug. 12, 2022~ Oct. 20, 2022	May 06, 2023	Radiation (03CH15-HY)
Antenna Mast	ChainTek	MBS-520-1	N/A	1m~4m	N/A	Aug. 12, 2022~ Oct. 20, 2022	N/A	Radiation (03CH15-HY)
Turn Table	ChainTek	T-200-S-1	N/A	0~360 Degree	N/A	Aug. 12, 2022~ Oct. 20, 2022	N/A	Radiation (03CH15-HY)
Software	Audix	E3 6.2009-8-24(k5)	RK-000451	N/A	N/A	Aug. 12, 2022~ Oct. 20, 2022	N/A	Radiation (03CH15-HY)
RF Cable	HUBER + SUHNER	SUCOFLEX 104, 102E	MY36980/4, MY9838/4PE, 508405/2E	30MHz~18G	Nov. 15, 2021	Aug. 12, 2022~ Oct. 20, 2022	Nov. 14, 2022	Radiation (03CH15-HY)
RF Cable	HUBER + SUHNER	SUCOFLEX 102	804011/2,804 012/2	30MHz-40GHz	Jan. 04, 2022	Aug. 12, 2022~ Oct. 20, 2022	Jan. 03, 2023	Radiation (03CH15-HY)
RF Cable	HUBER + SUHNER	SUCOFLEX 104	MY9837/4PE	9kHz~30MHz	Mar. 10, 2022	Aug. 12, 2022~ Oct. 20, 2022	Mar. 09, 2023	Radiation (03CH15-HY)
RF Cable	HUBER + SUHNER	SUCOFLEX 102	804011/2,804 012/2	30MHz-40GHz	Jan. 04, 2022	Aug. 12, 2022~ Oct. 20, 2022	Jan. 03, 2023	Radiation (03CH15-HY)
RF Cable	HUBER + SUHNER	SUCOFLEX 104	MY9837/4PE	9kHz~30MHz	Mar. 10, 2022	Aug. 12, 2022~ Oct. 20, 2022	Mar. 09, 2023	Radiation (03CH15-HY)
Hygrometer	TECPEL	DTM-303A	TP201996	N/A	Nov. 16, 2021	Aug. 08, 2022~ Oct. 17, 2022	Nov. 15, 2022	Conducted (TH05-HY)
Power Sensor	DARE	RPR3006W #010	RPR6W-2101 002(NO:123)	10MHz~8GHz	Jan. 13, 2022	Aug. 08, 2022~ Oct. 17, 2022	Jan. 12, 2023	Conducted (TH05-HY)
Signal Analyzer	Rohde & Schwarz	FSV40	101905	10Hz - 40GHz(amp)	Aug. 03, 2022	Aug. 08, 2022~ Oct. 17, 2022	Aug. 02, 2023	Conducted (TH05-HY)



Instrument	Brand Name	Model No.	Serial No.	Characteristics	Calibration Date	Test Date	Due Date	Remark
Signal Generator (Interferer)	Rohde & Schwarz	SMW200A	109425	100kHz~7.5GHz	Jan. 13, 2022	Aug. 12, 2022~ Aug. 15, 2022	Jan. 12, 2023	CBP (DF02-HY)
Spectrum Analyzer	Rohde & Schwarz	FSV3044	101104	10Hz~44GHz	Feb. 16, 2022	Aug. 12, 2022~ Aug. 15, 2022	Feb. 15, 2023	CBP (DF02-HY)
Power Divider	Woken	2Way Divider	DCMB1KW7A1	0.5GHz-18GHz	Calibration from System	Aug. 12, 2022~ Aug. 15, 2022	Calibration from System	CBP (DF02-HY)
Power Divider	Woken	2Way Divider	DCMB1KW7A2	0.5GHz-18GHz	Calibration from System	Aug. 12, 2022~ Aug. 15, 2022	Calibration from System	CBP (DF02-HY)
Power Divider	MVE	MVE8546	A702478	0.5GHz-6GHz	Calibration from System	Aug. 12, 2022~ Aug. 15, 2022	Calibration from System	CBP (DF02-HY)
Coupler	MVE	MVE4816	A400014	0.5-18GHz	Calibration from System	Aug. 12, 2022~ Aug. 15, 2022	Calibration from System	CBP (DF02-HY)
Power Divider	Woken	3Way SMA Power Divder Rated to 20W	STI08-0010(#2)	2GHz-8GHz	Calibration from System	Aug. 12, 2022~ Aug. 15, 2022	Calibration from System	CBP (DF02-HY)
AC Power Source	ChainTek	APC-1000W	N/A	N/A	N/A	Aug. 22, 2022	N/A	Conduction (CO05-HY)
EMI Test Receiver	Rohde & Schwarz	ESR3	102388	9kHz~3.6GHz	Dec. 01, 2021	Aug. 22, 2022	Nov. 30, 2022	Conduction (CO05-HY)
Hygrometer	Testo	608-H1	34913912	N/A	Nov. 17, 2021	Aug. 22, 2022	Nov. 16, 2022	Conduction (CO05-HY)
LISN	Rohde & Schwarz	ENV216	100080	9kHz~30MHz	Dec. 03, 2021	Aug. 22, 2022	Dec. 02, 2022	Conduction (CO05-HY)
Software	Rohde & Schwarz	EMC32	N/A	N/A	N/A	Aug. 22, 2022	N/A	Conduction (CO05-HY)
Pulse Limiter	SCHWARZBECK	VTSD 9561-F N	00691	N/A	Aug. 01, 2022	Aug. 22, 2022	Jul. 31, 2023	Conduction (CO05-HY)
LISN Cable	MVE	RG-400	260260	N/A	Dec. 30, 2021	Aug. 22, 2022	Dec. 29, 2022	Conduction (CO05-HY)



5 Uncertainty of Evaluation

Uncertainty of Conducted Emission Measurement (150 kHz ~ 30 MHz)

Measuring Uncertainty for a Level of Confidence of 95% ($U = 2Uc(y)$)	3.1 dB
-------------------------------------------------------------------------	--------

Uncertainty of Radiated Emission Measurement (30 MHz ~ 1000 MHz)

Measuring Uncertainty for a Level of Confidence of 95% ($U = 2Uc(y)$)	5.8 dB
-------------------------------------------------------------------------	--------

Uncertainty of Radiated Emission Measurement (1000 MHz ~ 18000 MHz)

Measuring Uncertainty for a Level of Confidence of 95% ($U = 2Uc(y)$)	5.3 dB
-------------------------------------------------------------------------	--------

Uncertainty of Radiated Emission Measurement (18000 MHz ~ 40000 MHz)

Measuring Uncertainty for a Level of Confidence of 95% ($U = 2Uc(y)$)	5.6 dB
-------------------------------------------------------------------------	--------

Appendix A. Test Result of Conducted Test Items

Test Engineer:	Benny Ku	Temperature:	21~25	°C
Test Date:	2022/8/8~2022/10/17	Relative Humidity:	51~54	%

<SDM Mode>
<indoor Client>

TEST RESULTS DATA
EIRP Power Table

U-NII-5 MIMO												
Mod.	Data Rate	NTX	CH.	Freq. (MHz)	Conducted Power (dBm)			DG (dBi)		EIRP Power (dBm)	EIRP Power Limit (dBm)	Pass /Fail
					Ant 9	Ant 8	SUM	Ant 9	Ant 8			
HT20	MCS0	2	001	5955	6.70	6.30	9.51	1.35		10.86	24.00	Pass
HT20	MCS0	2	049	6195	7.60	7.00	10.32	1.35		11.67	24.00	Pass
HT20	MCS0	2	093	6415	7.20	7.10	10.16	1.35		11.51	24.00	Pass
HT40	MCS0	2	003	5965	8.70	9.10	11.91	1.35		13.26	24.00	Pass
HT40	MCS0	2	051	6205	10.30	9.10	12.75	1.35		14.10	24.00	Pass
HT40	MCS0	2	091	6405	10.50	9.80	13.17	1.35		14.52	24.00	Pass
VHT20	MCS0	2	001	5955	6.80	6.40	9.61	1.35		10.96	24.00	Pass
VHT20	MCS0	2	049	6195	7.70	7.10	10.42	1.35		11.77	24.00	Pass
VHT20	MCS0	2	093	6415	7.30	7.20	10.26	1.35		11.61	24.00	Pass
VHT40	MCS0	2	003	5965	8.80	9.20	12.01	1.35		13.36	24.00	Pass
VHT40	MCS0	2	051	6205	10.40	9.20	12.85	1.35		14.20	24.00	Pass
VHT40	MCS0	2	091	6405	10.60	9.90	13.27	1.35		14.62	24.00	Pass
VHT80	MCS0	2	007	5985	13.10	12.40	15.77	1.35		17.12	24.00	Pass
VHT80	MCS0	2	055	6225	13.20	12.60	15.92	1.35		17.27	24.00	Pass
VHT80	MCS0	2	087	6385	12.90	11.80	15.40	1.35		16.75	24.00	Pass
VHT160	MCS0	2	015	6025	14.20	14.00	17.11	1.35		18.46	24.00	Pass
VHT160	MCS0	2	047	6185	14.20	13.50	16.87	1.35		18.22	24.00	Pass
VHT160	MCS0	2	079	6345	14.50	13.50	17.04	1.35		18.39	24.00	Pass

TEST RESULTS DATA
EIRP Power Table

U-NII-6 MIMO												
Mod.	Data Rate	NTX	CH.	Freq. (MHz)	Conducted Power (dBm)			DG (dBi)		EIRP Power (dBm)	EIRP Power Limit (dBm)	Pass /Fail
					Ant 9	Ant 8	SUM	Ant 9	Ant 8			
HT20	MCS0	2	097	6435	6.90	6.80	9.86	1.03		10.89	24.00	Pass
HT20	MCS0	2	105	6475	7.40	7.30	10.36	1.03		11.39	24.00	Pass
HT20	MCS0	2	113	6515	7.10	6.90	10.01	1.03		11.04	24.00	Pass
HT40	MCS0	2	099	6445	10.20	9.80	13.01	1.03		14.04	24.00	Pass
HT40	MCS0	2	107	6485	10.30	9.90	13.11	1.03		14.14	24.00	Pass
VHT20	MCS0	2	097	6435	7.00	6.90	9.96	1.03		10.99	24.00	Pass
VHT20	MCS0	2	105	6475	7.50	7.40	10.46	1.03		11.49	24.00	Pass
VHT20	MCS0	2	113	6515	7.20	7.00	10.11	1.03		11.14	24.00	Pass
VHT40	MCS0	2	099	6445	10.30	9.90	13.11	1.03		14.14	24.00	Pass
VHT40	MCS0	2	107	6485	10.40	10.00	13.21	1.03		14.24	24.00	Pass
VHT80	MCS0	2	103	6465	13.00	12.60	15.81	1.03		16.84	24.00	Pass

U-NII-6 straddle channel MIMO												
Mod.	Data Rate	NTX	CH.	Freq. (MHz)	Conducted Power (dBm)			DG (dBi)		EIRP Power (dBm)	EIRP Power Limit (dBm)	Pass /Fail
					Ant 9	Ant 8	SUM	Ant 9	Ant 8			
HT40	MCS0	2	115	6525	10.20	9.90	13.06	1.03		14.09	24.00	Pass
VHT40	MCS0	2	115	6525	10.30	10.00	13.16	1.03		14.19	24.00	Pass
VHT80	MCS0	2	119	6545	13.10	12.90	16.01	1.03		17.04	24.00	Pass
VHT160	MCS0	2	111	6505	13.40	13.40	16.41	1.03		17.44	24.00	Pass

TEST RESULTS DATA
EIRP Power Table

U-NII-7 MIMO												
Mod.	Data Rate	NTX	CH.	Freq. (MHz)	Conducted Power (dBm)			DG (dBi)		EIRP Power (dBm)	EIRP Power Limit (dBm)	Pass /Fail
					Ant 9	Ant 8	SUM	Ant 9	Ant 8			
HT20	MCS0	2	117	6535	7.30	7.40	10.36	0.66		11.02	24.00	Pass
HT20	MCS0	2	149	6695	7.50	7.40	10.46	0.66		11.12	24.00	Pass
HT20	MCS0	2	181	6855	8.10	7.20	10.68	0.66		11.34	24.00	Pass
HT40	MCS0	2	123	6565	10.70	10.30	13.51	0.66		14.17	24.00	Pass
HT40	MCS0	2	147	6685	10.40	10.00	13.21	0.66		13.87	24.00	Pass
HT40	MCS0	2	179	6845	10.80	10.10	13.47	0.66		14.13	24.00	Pass
VHT20	MCS0	2	117	6535	7.40	7.50	10.46	0.66		11.12	24.00	Pass
VHT20	MCS0	2	149	6695	7.60	7.50	10.56	0.66		11.22	24.00	Pass
VHT20	MCS0	2	181	6855	8.20	7.30	10.78	0.66		11.44	24.00	Pass
VHT40	MCS0	2	123	6565	10.80	10.40	13.61	0.66		14.27	24.00	Pass
VHT40	MCS0	2	147	6685	10.50	10.10	13.31	0.66		13.97	24.00	Pass
VHT40	MCS0	2	179	6845	10.90	10.20	13.57	0.66		14.23	24.00	Pass
VHT80	MCS0	2	135	6625	12.50	12.10	15.31	0.66		15.97	24.00	Pass
VHT80	MCS0	2	151	6705	12.70	12.50	15.61	0.66		16.27	24.00	Pass
VHT80	MCS0	2	167	6785	12.30	12.30	15.31	0.66		15.97	24.00	Pass
VHT160	MCS0	2	143	6665	12.40	12.40	15.41	0.66		16.07	24.00	Pass

U-NII-7 straddle channel MIMO												
Mod.	Data Rate	NTX	CH.	Freq. (MHz)	Conducted Power (dBm)			DG (dBi)		EIRP Power (dBm)	EIRP Power Limit (dBm)	Pass /Fail
					Ant 9	Ant 8	SUM	Ant 9	Ant 8			
HT20	MCS0	2	185	6875	8.30	7.30	10.84	0.66		11.50	24.00	Pass
HT40	MCS0	2	187	6885	11.20	10.50	13.87	0.66		14.53	24.00	Pass
VHT20	MCS0	2	185	6875	8.40	7.40	10.94	0.66		11.60	24.00	Pass
VHT40	MCS0	2	187	6885	11.30	10.60	13.97	0.66		14.63	24.00	Pass
VHT80	MCS0	2	183	6865	12.80	12.20	15.52	0.66		16.18	24.00	Pass

TEST RESULTS DATA
EIRP Power Table

U-NII-8 MIMO												
Mod.	Data Rate	NTX	CH.	Freq. (MHz)	Conducted Power (dBm)			DG (dBi)		EIRP Power (dBm)	EIRP Power Limit (dBm)	Pass /Fail
					Ant 9	Ant 8	SUM	Ant 9	Ant 8			
HT20	MCS0	2	189	6895	8.70	7.70	11.24	0.48		11.72	24.00	Pass
HT20	MCS0	2	209	6995	8.30	7.60	10.97	0.48		11.45	24.00	Pass
HT20	MCS0	2	233	7115	-6.20	-6.30	-3.24	0.48		-2.76	24.00	Pass
HT40	MCS0	2	195	6925	10.70	10.50	13.61	0.48		14.09	24.00	Pass
HT40	MCS0	2	211	7005	10.70	10.10	13.42	0.48		13.90	24.00	Pass
HT40	MCS0	2	227	7085	11.50	11.10	14.31	0.48		14.79	24.00	Pass
VHT20	MCS0	2	189	6895	8.80	7.80	11.34	0.48		11.82	24.00	Pass
VHT20	MCS0	2	209	6995	8.40	7.70	11.07	0.48		11.55	24.00	Pass
VHT20	MCS0	2	233	7115	-6.10	-6.20	-3.14	0.48		-2.66	24.00	Pass
VHT40	MCS0	2	195	6925	10.80	10.60	13.71	0.48		14.19	24.00	Pass
VHT40	MCS0	2	211	7005	10.80	10.20	13.52	0.48		14.00	24.00	Pass
VHT40	MCS0	2	227	7085	11.60	11.20	14.41	0.48		14.89	24.00	Pass
VHT80	MCS0	2	199	6945	12.40	12.10	15.26	0.48		15.74	24.00	Pass
VHT80	MCS0	2	215	7025	12.40	12.30	15.36	0.48		15.84	24.00	Pass
VHT160	MCS0	2	207	6985	12.40	12.40	15.41	0.48		15.89	24.00	Pass

TEST RESULTS DATA
26dB and 99% OBW

U-NII-5 MIMO											
Mod.	Data Rate	NTx	CH.	Freq. (MHz)	RU Config.	99% Bandwidth (MHz)		26 dB Bandwidth (MHz)		Emission Bandwidth Limit (MHz)	Pass /Fail
						Ant 9	Ant 8	Ant 9	Ant 8		
HE20	MCS0	2	001	5955	Full	18.98	18.98	21.45	21.30	320.00	Pass
HE20	MCS0	2	049	6195	Full	18.98	18.98	21.50	21.35	320.00	Pass
HE20	MCS0	2	093	6415	Full	18.98	18.98	21.25	21.30	320.00	Pass
HE40	MCS0	2	003	5965	Full	37.96	37.96	40.32	40.50	320.00	Pass
HE40	MCS0	2	051	6205	Full	38.06	37.96	40.59	40.23	320.00	Pass
HE40	MCS0	2	091	6405	Full	37.96	38.06	40.50	40.32	320.00	Pass
HE80	MCS0	2	007	5985	Full	77.08	77.08	83.04	82.72	320.00	Pass
HE80	MCS0	2	055	6225	Full	77.20	77.08	82.72	82.40	320.00	Pass
HE80	MCS0	2	087	6385	Full	77.20	77.32	82.72	82.72	320.00	Pass
HE160	MCS0	2	015	6025	Full	156.32	156.80	168.32	198.72	320.00	Pass
HE160	MCS0	2	047	6185	Full	156.32	156.32	168.96	168.64	320.00	Pass
HE160	MCS0	2	079	6345	Full	156.32	157.28	173.12	262.08	320.00	Pass

TEST RESULTS DATA
EIRP Power Table

U-NII-5 MIMO													
Mod.	Data Rate	NTX	CH.	Freq. (MHz)	RU Config.	Conducted Power (dBm)			DG (dBi)		EIRP Power (dBm)	EIRP Power Limit (dBm)	Pass /Fail
						Ant 9	Ant 8	SUM	Ant 9	Ant 8	SUM		
HE20	MCS0	2	001	5955	Full	6.90	6.40	9.67	1.35		11.02	24.00	Pass
HE20	MCS0	2	001	5955	26/0	-3.00	-3.10	-0.04	1.35		1.31	24.00	Pass
HE20	MCS0	2	001	5955	52/37	0.10	-0.10	3.01	1.35		4.36	24.00	Pass
HE20	MCS0	2	001	5955	106/53	2.80	2.50	5.66	1.35		7.01	24.00	Pass
HE20	MCS0	2	049	6195	Full	7.80	7.20	10.52	1.35		11.87	24.00	Pass
HE20	MCS0	2	049	6195	26/4	-0.60	-0.80	2.31	1.35		3.66	24.00	Pass
HE20	MCS0	2	049	6195	52/38	1.50	0.80	4.17	1.35		5.52	24.00	Pass
HE20	MCS0	2	049	6195	106/53	4.30	3.90	7.11	1.35		8.46	24.00	Pass
HE20	MCS0	2	093	6415	Full	7.40	7.30	10.36	1.35		11.71	24.00	Pass
HE20	MCS0	2	093	6415	26/8	-2.00	-2.10	0.96	1.35		2.31	24.00	Pass
HE20	MCS0	2	093	6415	52/40	0.90	1.10	4.01	1.35		5.36	24.00	Pass
HE20	MCS0	2	093	6415	106/54	4.10	3.60	6.87	1.35		8.22	24.00	Pass
HE40	MCS0	2	003	5965	Full	9.90	9.30	12.62	1.35		13.97	24.00	Pass
HE40	MCS0	2	003	5965	242/61	6.80	6.60	9.71	1.35		11.06	24.00	Pass
HE40	MCS0	2	051	6205	Full	10.50	9.30	12.95	1.35		14.30	24.00	Pass
HE40	MCS0	2	051	6205	242/61	7.00	6.60	9.81	1.35		11.16	24.00	Pass
HE40	MCS0	2	091	6405	Full	10.70	10.00	13.37	1.35		14.72	24.00	Pass
HE40	MCS0	2	091	6405	242/62	7.10	7.00	10.06	1.35		11.41	24.00	Pass
HE80	MCS0	2	007	5985	Full	13.20	12.50	15.87	1.35		17.22	24.00	Pass
HE80	MCS0	2	007	5985	484/65	9.90	9.50	12.71	1.35		14.06	24.00	Pass
HE80	MCS0	2	055	6225	Full	13.30	12.70	16.02	1.35		17.37	24.00	Pass
HE80	MCS0	2	055	6225	484/65	9.50	9.30	12.41	1.35		13.76	24.00	Pass
HE80	MCS0	2	087	6385	Full	13.00	11.90	15.50	1.35		16.85	24.00	Pass
HE80	MCS0	2	087	6385	484/66	10.00	8.70	12.41	1.35		13.76	24.00	Pass
HE160	MCS0	2	015	6025	Full	14.30	14.10	17.21	1.35		18.56	24.00	Pass
HE160	MCS0	2	015	6025	996/67	12.10	11.60	14.87	1.35		16.22	24.00	Pass
HE160	MCS0	2	047	6185	Full	14.30	13.60	16.97	1.35		18.32	24.00	Pass
HE160	MCS0	2	047	6185	996/67	11.80	11.50	14.66	1.35		16.01	24.00	Pass
HE160	MCS0	2	079	6345	Full	14.60	13.60	17.14	1.35		18.49	24.00	Pass
HE160	MCS0	2	079	6345	996/S67	11.80	10.50	14.21	1.35		15.56	24.00	Pass

TEST RESULTS DATA
EIRP Power Spectral Density

U-NII-5 MIMO															
Mod.	Data Rate	N _{Tx}	CH.	Freq. (MHz)	RU Config.	Duty Factor (dB)		Conducted Power Density with Duty Factor (dBm/MHz)			DG (dBi)		EIRP Power Density (dBm/MHz)	EIRP Power Density Limit (dBm/MHz)	Pass /Fail
						Ant 9	Ant 8	Ant 9	Ant 8	SUM	Ant 9	Ant 8	SUM		
HE20	MCS0	2	001	5955	Full	0.00	0.00			-2.62	1.35	-1.27	-1.00	Pass	
HE20	MCS0	2	001	5955	26/0	0.00	0.00			-2.78	1.35	-1.43	-1.00	Pass	
HE20	MCS0	2	001	5955	52/37	0.00	0.00			-2.68	1.35	-1.33	-1.00	Pass	
HE20	MCS0	2	001	5955	106/53	0.00	0.00			-2.92	1.35	-1.57	-1.00	Pass	
HE20	MCS0	2	049	6195	Full	0.00	0.00			-2.39	1.35	-1.04	-1.00	Pass	
HE20	MCS0	2	049	6195	26/4	0.00	0.00			-2.41	1.35	-1.06	-1.00	Pass	
HE20	MCS0	2	049	6195	52/38	0.00	0.00			-2.55	1.35	-1.20	-1.00	Pass	
HE20	MCS0	2	049	6195	106/53	0.00	0.00			-2.43	1.35	-1.08	-1.00	Pass	
HE20	MCS0	2	093	6415	Full	0.00	0.00			-2.40	1.35	-1.05	-1.00	Pass	
HE20	MCS0	2	093	6415	26/8	0.00	0.00			-2.52	1.35	-1.17	-1.00	Pass	
HE20	MCS0	2	093	6415	52/40	0.00	0.00			-2.49	1.35	-1.14	-1.00	Pass	
HE20	MCS0	2	093	6415	106/54	0.00	0.00			-2.69	1.35	-1.34	-1.00	Pass	
HE40	MCS0	2	003	5965	Full	0.00	0.00			-2.71	1.35	-1.36	-1.00	Pass	
HE40	MCS0	2	003	5965	242/61	0.00	0.00			-2.92	1.35	-1.57	-1.00	Pass	
HE40	MCS0	2	051	6205	Full	0.00	0.00			-2.44	1.35	-1.09	-1.00	Pass	
HE40	MCS0	2	051	6205	242/61	0.00	0.00			-2.81	1.35	-1.46	-1.00	Pass	
HE40	MCS0	2	091	6405	Full	0.00	0.00			-2.43	1.35	-1.08	-1.00	Pass	
HE40	MCS0	2	091	6405	242/62	0.00	0.00			-2.55	1.35	-1.20	-1.00	Pass	
HE80	MCS0	2	007	5985	Full	0.00	0.00			-2.36	1.35	-1.01	-1.00	Pass	
HE80	MCS0	2	007	5985	484/65	0.00	0.00			-2.75	1.35	-1.40	-1.00	Pass	
HE80	MCS0	2	055	6225	Full	0.00	0.00			-2.68	1.35	-1.33	-1.00	Pass	
HE80	MCS0	2	055	6225	484/65	0.00	0.00			-3.06	1.35	-1.71	-1.00	Pass	
HE80	MCS0	2	087	6385	Full	0.00	0.00			-2.75	1.35	-1.40	-1.00	Pass	
HE80	MCS0	2	087	6385	484/66	0.00	0.00			-2.87	1.35	-1.52	-1.00	Pass	
HE160	MCS0	2	015	6025	Full	0.00	0.00			-3.59	1.35	-2.24	-1.00	Pass	
HE160	MCS0	2	015	6025	996/67	0.00	0.00			-3.60	1.35	-2.25	-1.00	Pass	
HE160	MCS0	2	047	6185	Full	0.00	0.00			-3.92	1.35	-2.57	-1.00	Pass	
HE160	MCS0	2	047	6185	996/67	0.00	0.00			-4.07	1.35	-2.72	-1.00	Pass	
HE160	MCS0	2	079	6345	Full	0.00	0.00			-3.66	1.35	-2.31	-1.00	Pass	
HE160	MCS0	2	079	6345	996/S67	0.00	0.00			-3.70	1.35	-2.35	-1.00	Pass	

TEST RESULTS DATA
26dB and 99% OBW

U-NII-6 MIMO											
Mod.	Data Rate	NTx	CH.	Freq. (MHz)	RU Config.	99% Bandwidth (MHz)		26 dB Bandwidth (MHz)		Emission Bandwidth Limit (MHz)	Pass /Fail
						Ant 9	Ant 8	Ant 9	Ant 8		
HE20	MCS0	2	097	6435	Full	18.98	18.98	21.35	21.45	320.00	Pass
HE20	MCS0	2	105	6475	Full	18.93	18.98	21.20	21.30	320.00	Pass
HE20	MCS0	2	113	6515	Full	18.98	18.98	21.40	21.60	320.00	Pass
HE40	MCS0	2	099	6445	Full	37.96	37.96	40.32	40.32	320.00	Pass
HE40	MCS0	2	107	6485	Full	37.96	38.06	40.32	40.50	320.00	Pass
HE80	MCS0	2	103	6465	Full	77.08	77.20	82.56	83.36	320.00	Pass

U-NII-6 straddle channel MIMO											
Mod.	Data Rate	NTx	CH.	Freq. (MHz)	RU Config.	99% Bandwidth (MHz)		26 dB Bandwidth (MHz)		Emission Bandwidth Limit (MHz)	Pass /Fail
						Ant 9	Ant 8	Ant 9	Ant 8		
HE40	MCS0	2	115	6525	Full	37.96	37.96	40.41	40.23	320.00	Pass
HE80	MCS0	2	119	6545	Full	77.20	77.20	82.72	82.88	320.00	Pass
HE160	MCS0	2	111	6505	Full	155.84	156.80	165.44	219.52	320.00	Pass

TEST RESULTS DATA
EIRP Power Table

U-NII-6 MIMO													
Mod.	Data Rate	NTX	CH.	Freq. (MHz)	RU Config.	Conducted Power (dBm)			DG (dBi)		EIRP Power (dBm)	EIRP Power Limit (dBm)	Pass /Fail
						Ant 9	Ant 8	SUM	Ant 9	Ant 8	SUM		
HE20	MCS0	2	097	6435	Full	7.10	7.00	10.06	1.03		11.09	24.00	Pass
HE20	MCS0	2	097	6435	26/0	-1.60	-1.60	1.41	1.03		2.44	24.00	Pass
HE20	MCS0	2	097	6435	52/37	0.50	1.30	3.93	1.03		4.96	24.00	Pass
HE20	MCS0	2	097	6435	106/53	3.90	3.90	6.91	1.03		7.94	24.00	Pass
HE20	MCS0	2	105	6475	Full	7.60	7.50	10.56	1.03		11.59	24.00	Pass
HE20	MCS0	2	105	6475	26/4	-1.60	-1.70	1.36	1.03		2.39	24.00	Pass
HE20	MCS0	2	105	6475	52/38	0.60	0.80	3.71	1.03		4.74	24.00	Pass
HE20	MCS0	2	105	6475	106/53	3.90	3.60	6.76	1.03		7.79	24.00	Pass
HE20	MCS0	2	113	6515	Full	7.30	7.10	10.21	1.03		11.24	24.00	Pass
HE20	MCS0	2	113	6515	26/8	-2.50	-2.00	0.77	1.03		1.80	24.00	Pass
HE20	MCS0	2	113	6515	52/40	0.70	1.20	3.97	1.03		5.00	24.00	Pass
HE20	MCS0	2	113	6515	106/54	4.30	4.20	7.26	1.03		8.29	24.00	Pass
HE40	MCS0	2	099	6445	Full	10.40	10.00	13.21	1.03		14.24	24.00	Pass
HE40	MCS0	2	099	6445	242/61	7.10	7.00	10.06	1.03		11.09	24.00	Pass
HE40	MCS0	2	107	6485	Full	10.50	10.10	13.31	1.03		14.34	24.00	Pass
HE40	MCS0	2	107	6485	242/62	7.30	7.30	10.31	1.03		11.34	24.00	Pass
HE80	MCS0	2	103	6465	Full	13.10	12.70	15.91	1.03		16.94	24.00	Pass
HE80	MCS0	2	103	6465	484/65	10.20	9.90	13.06	1.03		14.09	24.00	Pass

U-NII-6 straddle channel MIMO													
Mod.	Data Rate	NTX	CH.	Freq. (MHz)	RU Config.	Conducted Power (dBm)			DG (dBi)		EIRP Power (dBm)	EIRP Power Limit (dBm)	Pass /Fail
						Ant 9	Ant 8	SUM	Ant 9	Ant 8	SUM		
HE40	MCS0	2	115	6525	Full	10.40	10.10	13.26	1.03		14.29	24.00	Pass
HE40	MCS0	2	115	6525	242/62	7.30	7.60	10.46	1.03		11.49	24.00	Pass
HE80	MCS0	2	119	6545	Full	13.20	13.00	16.11	1.03		17.14	24.00	Pass
HE80	MCS0	2	119	6545	484/65	10.20	9.80	13.01	1.03		14.04	24.00	Pass
HE160	MCS0	2	111	6505	Full	13.50	13.50	16.51	1.03		17.54	24.00	Pass
HE160	MCS0	2	111	6505	996/67	11.70	11.10	14.42	1.03		15.45	24.00	Pass
HE160	MCS0	2	111	6505	996/67	10.30	10.20	13.26	1.03		14.29	24.00	Pass

TEST RESULTS DATA
EIRP Power Spectral Density

U-NII-6 MIMO															
Mod.	Data Rate	NTx	CH.	Freq. (MHz)	RU Config.	Duty Factor (dB)		Conducted Power Density with Duty Factor (dBm/MHz)			DG (dBi)		EIRP Power Density (dBm/MHz)	EIRP Power Density Limit (dBm/MHz)	Pass /Fail
						Ant 9	Ant 8	Ant 9	Ant 8	SUM	Ant 9	Ant 8	SUM		
HE20	MCS0	2	097	6435	Full	0.00	0.00			-2.41	1.03	-1.38	-1.00	Pass	
HE20	MCS0	2	097	6435	26/0	0.00	0.00			-2.47	1.03	-1.44	-1.00	Pass	
HE20	MCS0	2	097	6435	52/37	0.00	0.00			-2.51	1.03	-1.48	-1.00	Pass	
HE20	MCS0	2	097	6435	106/53	0.00	0.00			-2.64	1.03	-1.61	-1.00	Pass	
HE20	MCS0	2	105	6475	Full	0.00	0.00			-2.13	1.03	-1.10	-1.00	Pass	
HE20	MCS0	2	105	6475	26/4	0.00	0.00			-2.40	1.03	-1.37	-1.00	Pass	
HE20	MCS0	2	105	6475	52/38	0.00	0.00			-2.31	1.03	-1.28	-1.00	Pass	
HE20	MCS0	2	105	6475	106/53	0.00	0.00			-2.29	1.03	-1.26	-1.00	Pass	
HE20	MCS0	2	113	6515	Full	0.00	0.00			-2.18	1.03	-1.15	-1.00	Pass	
HE20	MCS0	2	113	6515	26/8	0.00	0.00			-2.31	1.03	-1.28	-1.00	Pass	
HE20	MCS0	2	113	6515	52/40	0.00	0.00			-2.24	1.03	-1.21	-1.00	Pass	
HE20	MCS0	2	113	6515	106/54	0.00	0.00			-2.26	1.03	-1.23	-1.00	Pass	
HE40	MCS0	2	099	6445	Full	0.00	0.00			-2.06	1.03	-1.03	-1.00	Pass	
HE40	MCS0	2	099	6445	242/61	0.00	0.00			-2.44	1.03	-1.41	-1.00	Pass	
HE40	MCS0	2	107	6485	Full	0.00	0.00			-2.07	1.03	-1.04	-1.00	Pass	
HE40	MCS0	2	107	6485	242/62	0.00	0.00			-2.13	1.03	-1.10	-1.00	Pass	
HE80	MCS0	2	103	6465	Full	0.00	0.00			-2.29	1.03	-1.26	-1.00	Pass	
HE80	MCS0	2	103	6465	484/65	0.00	0.00			-2.34	1.03	-1.31	-1.00	Pass	

U-NII-6 straddle channel MIMO															
Mod.	Data Rate	NTx	CH.	Freq. (MHz)	RU Config.	Duty Factor (dB)		Conducted Power Density with Duty Factor (dBm/MHz)			DG (dBi)		EIRP Power Density (dBm/MHz)	EIRP Power Density Limit (dBm/MHz)	Pass /Fail
						Ant 9	Ant 8	Ant 9	Ant 8	SUM	Ant 9	Ant 8	SUM		
HE40	MCS0	2	115	6525	Full	0.00	0.00			-2.09	1.03	-1.06	-1.00	Pass	
HE40	MCS0	2	115	6525	242/62	0.00	0.00			-2.10	1.03	-1.07	-1.00	Pass	
HE80	MCS0	2	119	6545	Full	0.00	0.00			-2.20	1.03	-1.17	-1.00	Pass	
HE80	MCS0	2	119	6545	484/65	0.00	0.00			-2.27	1.03	-1.24	-1.00	Pass	
HE160	MCS0	2	111	6505	Full	0.00	0.00			-4.06	1.03	-3.03	-1.00	Pass	
HE160	MCS0	2	111	6505	996/67	0.00	0.00			-4.08	1.03	-3.05	-1.00	Pass	
HE160	MCS0	2	111	6505	996/S67	0.00	0.00			-4.11	1.03	-3.08	-1.00	Pass	

TEST RESULTS DATA
26dB and 99% OBW

U-NII-7 MIMO											
Mod.	Data Rate	NTx	CH.	Freq. (MHz)	RU Config.	99% Bandwidth (MHz)		26 dB Bandwidth (MHz)		Emission Bandwidth Limit (MHz)	Pass /Fail
						Ant 9	Ant 8	Ant 9	Ant 8		
HE20	MCS0	2	117	6535	Full	18.98	18.98	21.30	21.30	320.00	Pass
HE20	MCS0	2	149	6695	Full	18.93	18.98	21.30	21.25	320.00	Pass
HE20	MCS0	2	181	6855	Full	18.93	18.98	21.35	21.45	320.00	Pass
HE40	MCS0	2	123	6565	Full	38.06	37.96	40.68	40.32	320.00	Pass
HE40	MCS0	2	147	6685	Full	37.86	37.96	40.23	40.23	320.00	Pass
HE40	MCS0	2	179	6845	Full	37.96	37.96	40.32	40.14	320.00	Pass
HE80	MCS0	2	135	6625	Full	77.20	77.32	83.68	83.20	320.00	Pass
HE80	MCS0	2	151	6705	Full	77.32	77.32	83.04	82.88	320.00	Pass
HE80	MCS0	2	167	6785	Full	77.20	77.32	83.20	82.56	320.00	Pass
HE160	MCS0	2	143	6665	Full	156.32	156.80	166.72	249.92	320.00	Pass

U-NII-7 straddle channel MIMO											
Mod.	Data Rate	NTx	CH.	Freq. (MHz)	RU Config.	99% Bandwidth (MHz)		26 dB Bandwidth (MHz)		Emission Bandwidth Limit (MHz)	Pass /Fail
						Ant 9	Ant 8	Ant 9	Ant 8		
HE20	MCS0	2	185	6875	Full	18.93	18.98	21.30	21.25	320.00	Pass
HE40	MCS0	2	187	6885	Full	37.96	37.96	40.14	40.05	320.00	Pass
HE80	MCS0	2	183	6865	Full	77.32	77.44	82.72	83.04	320.00	Pass
HE160	MCS0	2	175	6825	Full	156.32	157.04	176.32	229.76	320.00	Pass

TEST RESULTS DATA
EIRP Power Table

U-NII-7 MIMO													
Mod.	Data Rate	NTX	CH.	Freq. (MHz)	RU Config.	Conducted Power (dBm)			DG (dBi)		EIRP Power (dBm)	EIRP Power Limit (dBm)	Pass /Fail
						Ant 9	Ant 8	SUM	Ant 9	Ant 8			
HE20	MCS0	2	117	6535	Full	7.50	7.60	10.56	0.66		11.22	24.00	Pass
HE20	MCS0	2	117	6535	26/0	-1.70	-1.90	1.21	0.66		1.87	24.00	Pass
HE20	MCS0	2	117	6535	52/37	1.20	1.20	4.21	0.66		4.87	24.00	Pass
HE20	MCS0	2	117	6535	106/53	4.50	4.40	7.46	0.66		8.12	24.00	Pass
HE20	MCS0	2	149	6695	Full	7.70	7.60	10.66	0.66		11.32	24.00	Pass
HE20	MCS0	2	149	6695	26/4	-0.50	-1.00	2.27	0.66		2.93	24.00	Pass
HE20	MCS0	2	149	6695	52/38	1.50	1.30	4.41	0.66		5.07	24.00	Pass
HE20	MCS0	2	149	6695	106/53	4.60	4.50	7.56	0.66		8.22	24.00	Pass
HE20	MCS0	2	181	6855	Full	8.30	7.40	10.88	0.66		11.54	24.00	Pass
HE20	MCS0	2	181	6855	26/8	-1.30	-1.70	1.51	0.66		2.17	24.00	Pass
HE20	MCS0	2	181	6855	52/40	1.10	0.70	3.91	0.66		4.57	24.00	Pass
HE20	MCS0	2	181	6855	106/54	4.40	3.80	7.12	0.66		7.78	24.00	Pass
HE40	MCS0	2	123	6565	Full	10.90	10.50	13.71	0.66		14.37	24.00	Pass
HE40	MCS0	2	123	6565	242/61	7.50	7.20	10.36	0.66		11.02	24.00	Pass
HE40	MCS0	2	147	6685	Full	10.60	10.20	13.41	0.66		14.07	24.00	Pass
HE40	MCS0	2	147	6685	242/61	7.10	7.20	10.16	0.66		10.82	24.00	Pass
HE40	MCS0	2	179	6845	Full	11.00	10.30	13.67	0.66		14.33	24.00	Pass
HE40	MCS0	2	179	6845	242/62	8.40	7.70	11.07	0.66		11.73	24.00	Pass
HE80	MCS0	2	135	6625	Full	12.60	12.20	15.41	0.66		16.07	24.00	Pass
HE80	MCS0	2	135	6625	484/65	10.00	9.30	12.67	0.66		13.33	24.00	Pass
HE80	MCS0	2	151	6705	Full	12.80	12.60	15.71	0.66		16.37	24.00	Pass
HE80	MCS0	2	151	6705	484/65	9.80	9.20	12.52	0.66		13.18	24.00	Pass
HE80	MCS0	2	167	6785	Full	12.40	12.40	15.41	0.66		16.07	24.00	Pass
HE80	MCS0	2	167	6785	484/66	9.60	9.60	12.61	0.66		13.27	24.00	Pass
HE160	MCS0	2	143	6665	Full	12.50	12.50	15.51	0.66		16.22	24.00	Pass
HE160	MCS0	2	143	6665	996/67	10.40	9.90	13.17	0.66		13.83	24.00	Pass

U-NII-7 straddle channel MIMO													
Mod.	Data Rate	NTX	CH.	Freq. (MHz)	RU Config.	Conducted Power (dBm)			DG (dBi)		EIRP Power (dBm)	EIRP Power Limit (dBm)	Pass /Fail
						Ant 9	Ant 8	SUM	Ant 9	Ant 8			
HE20	MCS0	2	185	6875	Full	8.50	7.50	11.04	0.66		11.70	24.00	Pass
HE20	MCS0	2	185	6875	26/8	-1.40	-2.00	1.32	0.66		1.98	24.00	Pass
HE20	MCS0	2	185	6875	52/40	1.10	0.80	3.96	0.66		4.62	24.00	Pass
HE20	MCS0	2	185	6875	106/54	4.40	4.10	7.26	0.66		7.92	24.00	Pass
HE40	MCS0	2	187	6885	Full	11.40	10.70	14.07	0.66		14.73	24.00	Pass
HE40	MCS0	2	187	6885	242/62	8.40	7.60	11.03	0.66		11.69	24.00	Pass
HE80	MCS0	2	183	6865	Full	12.90	12.30	15.62	0.66		16.28	24.00	Pass
HE80	MCS0	2	183	6865	484/66	10.30	9.50	12.93	0.66		13.59	24.00	Pass
HE160	MCS0	2	175	6825	Full	12.50	12.10	15.31	0.66		15.97	24.00	Pass
HE160	MCS0	2	175	6825	996/67	11.10	10.00	13.60	0.66		14.26	24.00	Pass
HE160	MCS0	2	175	6825	996/S67	10.20	9.50	12.87	0.66		13.53	24.00	Pass

TEST RESULTS DATA
EIRP Power Spectral Density

U-NII-7 MIMO															
Mod.	Data Rate	NTx	CH.	Freq. (MHz)	RU Config.	Duty Factor (dB)		Conducted Power Density with Duty Factor (dBm/MHz)			DG (dBi)		EIRP Power Density (dBm/MHz)	EIRP Power Density Limit (dBm/MHz)	Pass /Fail
						Ant 9	Ant 8	Ant 9	Ant 8	SUM	Ant 9	Ant 8	SUM		
HE20	MCS0	2	117	6535	Full	0.00	0.00			-1.76	0.66	-1.10	-1.00	Pass	
HE20	MCS0	2	117	6535	26/0	0.00	0.00			-2.10	0.66	-1.44	-1.00	Pass	
HE20	MCS0	2	117	6535	52/37	0.00	0.00			-1.97	0.66	-1.31	-1.00	Pass	
HE20	MCS0	2	117	6535	106/53	0.00	0.00			-1.92	0.66	-1.26	-1.00	Pass	
HE20	MCS0	2	149	6695	Full	0.00	0.00			-2.06	0.66	-1.40	-1.00	Pass	
HE20	MCS0	2	149	6695	26/4	0.00	0.00			-2.37	0.66	-1.71	-1.00	Pass	
HE20	MCS0	2	149	6695	52/38	0.00	0.00			-2.07	0.66	-1.41	-1.00	Pass	
HE20	MCS0	2	149	6695	106/53	0.00	0.00			-2.04	0.66	-1.38	-1.00	Pass	
HE20	MCS0	2	181	6855	Full	0.00	0.00			-2.01	0.66	-1.35	-1.00	Pass	
HE20	MCS0	2	181	6855	26/8	0.00	0.00			-2.16	0.66	-1.50	-1.00	Pass	
HE20	MCS0	2	181	6855	52/40	0.00	0.00			-2.22	0.66	-1.56	-1.00	Pass	
HE20	MCS0	2	181	6855	106/54	0.00	0.00			-2.16	0.66	-1.50	-1.00	Pass	
HE40	MCS0	2	123	6565	Full	0.00	0.00			-1.72	0.66	-1.06	-1.00	Pass	
HE40	MCS0	2	123	6565	242/61	0.00	0.00			-2.15	0.66	-1.49	-1.00	Pass	
HE40	MCS0	2	147	6685	Full	0.00	0.00			-1.98	0.66	-1.32	-1.00	Pass	
HE40	MCS0	2	147	6685	242/61	0.00	0.00			-2.41	0.66	-1.75	-1.00	Pass	
HE40	MCS0	2	179	6845	Full	0.00	0.00			-1.75	0.66	-1.09	-1.00	Pass	
HE40	MCS0	2	179	6845	242/62	0.00	0.00			-1.78	0.66	-1.12	-1.00	Pass	
HE80	MCS0	2	135	6625	Full	0.00	0.00			-2.42	0.66	-1.76	-1.00	Pass	
HE80	MCS0	2	135	6625	484/65	0.00	0.00			-2.80	0.66	-2.14	-1.00	Pass	
HE80	MCS0	2	151	6705	Full	0.00	0.00			-2.43	0.66	-1.77	-1.00	Pass	
HE80	MCS0	2	151	6705	484/65	0.00	0.00			-2.87	0.66	-2.21	-1.00	Pass	
HE80	MCS0	2	167	6785	Full	0.00	0.00			-2.30	0.66	-1.64	-1.00	Pass	
HE80	MCS0	2	167	6785	484/66	0.00	0.00			-2.58	0.66	-1.92	-1.00	Pass	
HE160	MCS0	2	143	6665	Full	0.00	0.00			-5.33	0.66	-4.67	-1.00	Pass	
HE160	MCS0	2	143	6665	996/67	0.00	0.00			-5.49	0.66	-4.83	-1.00	Pass	

U-NII-7 straddle channel MIMO															
Mod.	Data Rate	NTx	CH.	Freq. (MHz)	RU Config.	Duty Factor (dB)		Conducted Power Density with Duty Factor (dBm/MHz)			DG (dBi)		EIRP Power Density (dBm/MHz)	EIRP Power Density Limit (dBm/MHz)	Pass /Fail
						Ant 9	Ant 8	Ant 9	Ant 8	SUM	Ant 9	Ant 8	SUM		
HE20	MCS0	2	185	6875	Full	0.00	0.00			-1.89	0.66	-1.23	-1.00	Pass	
HE20	MCS0	2	185	6875	26/8	0.00	0.00			-2.03	0.66	-1.37	-1.00	Pass	
HE20	MCS0	2	185	6875	52/40	0.00	0.00			-2.26	0.66	-1.60	-1.00	Pass	
HE20	MCS0	2	185	6875	106/54	0.00	0.00			-2.14	0.66	-1.48	-1.00	Pass	
HE40	MCS0	2	187	6885	Full	0.00	0.00			-1.81	0.66	-1.15	-1.00	Pass	
HE40	MCS0	2	187	6885	242/62	0.00	0.00			-1.83	0.66	-1.17	-1.00	Pass	
HE80	MCS0	2	183	6865	Full	0.00	0.00			-2.61	0.66	-1.95	-1.00	Pass	
HE80	MCS0	2	183	6865	484/66	0.00	0.00			-2.81	0.66	-2.15	-1.00	Pass	
HE160	MCS0	2	175	6825	Full	0.00	0.00			-5.19	0.66	-4.53	-1.00	Pass	
HE160	MCS0	2	175	6825	996/67	0.00	0.00			-5.40	0.66	-4.74	-1.00	Pass	
HE160	MCS0	2	175	6825	996/S67	0.00	0.00			-5.64	0.66	-4.98	-1.00	Pass	

TEST RESULTS DATA
26dB EBW and 99% OBW

U-NII-8 MIMO											
Mod.	Data Rate	NTx	CH.	Freq. (MHz)	RU Config.	99% Bandwidth (MHz)		26 dB Bandwidth (MHz)		Emission Bandwidth Limit (MHz)	Pass /Fail
						Ant 9	Ant 8	Ant 9	Ant 8		
HE20	MCS0	2	189	6895	Full	18.98	18.98	21.50	21.35	320.00	Pass
HE20	MCS0	2	209	6995	Full	18.93	18.98	21.10	21.15	320.00	Pass
HE20	MCS0	2	233	7115	Full	19.38	19.43	21.45	21.40	320.00	Pass
HE40	MCS0	2	195	6925	Full	37.96	37.96	40.14	40.50	320.00	Pass
HE40	MCS0	2	211	7005	Full	37.96	37.96	39.87	40.14	320.00	Pass
HE40	MCS0	2	227	7085	Full	37.86	37.96	40.32	40.59	320.00	Pass
HE80	MCS0	2	199	6945	Full	77.20	77.20	82.40	83.20	320.00	Pass
HE80	MCS0	2	215	7025	Full	77.32	77.44	82.56	108.96	320.00	Pass
HE160	MCS0	2	207	6985	Full	155.84	156.56	164.80	218.56	320.00	Pass

TEST RESULTS DATA
EIRP Power Table

U-NII-8 MIMO													
Mod.	Data Rate	NTX	CH.	Freq. (MHz)	RU Config.	Conducted Power (dBm)			DG (dBi)		EIRP Power (dBm)	EIRP Power Limit (dBm)	Pass /Fail
						Ant 9	Ant 8	SUM	Ant 9	Ant 8	SUM		
HE20	MCS0	2	189	6895	Full	8.90	7.90	11.44	0.48		11.92	24.00	Pass
HE20	MCS0	2	189	6895	26/0	-1.40	-2.10	1.27	0.48		1.75	24.00	Pass
HE20	MCS0	2	189	6895	52/37	1.70	1.10	4.42	0.48		4.90	24.00	Pass
HE20	MCS0	2	189	6895	106/53	4.70	4.50	7.61	0.48		8.09	24.00	Pass
HE20	MCS0	2	209	6995	Full	8.50	7.80	11.17	0.48		11.65	24.00	Pass
HE20	MCS0	2	209	6995	26/4	-0.70	-0.60	2.36	0.48		2.84	24.00	Pass
HE20	MCS0	2	209	6995	52/38	0.90	1.30	4.11	0.48		4.59	24.00	Pass
HE20	MCS0	2	209	6995	106/53	4.70	4.60	7.66	0.48		8.14	24.00	Pass
HE20	MCS0	2	233	7115	Full	-6.00	-6.10	-3.04	0.48		-2.56	24.00	Pass
HE20	MCS0	2	233	7115	26/8	-15.80	-15.60	-12.69	0.48		-12.21	24.00	Pass
HE20	MCS0	2	233	7115	52/40	-13.00	-12.90	-9.94	0.48		-9.46	24.00	Pass
HE20	MCS0	2	233	7115	106/54	-9.70	-10.00	-6.84	0.48		-6.36	24.00	Pass
HE40	MCS0	2	195	6925	Full	10.90	10.70	13.81	0.48		14.29	24.00	Pass
HE40	MCS0	2	195	6925	242/61	8.20	7.70	10.97	0.48		11.45	24.00	Pass
HE40	MCS0	2	211	7005	Full	10.90	10.30	13.62	0.48		14.10	24.00	Pass
HE40	MCS0	2	211	7005	242/62	9.10	8.40	11.77	0.48		12.25	24.00	Pass
HE40	MCS0	2	227	7085	Full	11.70	11.30	14.51	0.48		14.99	24.00	Pass
HE40	MCS0	2	227	7085	242/62	8.90	8.30	11.62	0.48		12.10	24.00	Pass
HE80	MCS0	2	199	6945	Full	12.50	12.20	15.36	0.48		15.84	24.00	Pass
HE80	MCS0	2	199	6945	484/65	9.90	9.10	12.53	0.48		13.01	24.00	Pass
HE80	MCS0	2	215	7025	Full	12.50	12.40	15.46	0.48		15.94	24.00	Pass
HE80	MCS0	2	215	7025	484/66	10.30	9.90	13.11	0.48		13.59	24.00	Pass
HE160	MCS0	2	207	6985	Full	12.50	12.50	15.51	0.48		15.99	24.00	Pass
HE160	MCS0	2	207	6985	996/67	10.50	9.90	13.22	0.48		13.70	24.00	Pass
HE160	MCS0	2	207	6985	996/S67	10.20	9.50	12.87	0.48		13.35	24.00	Pass

TEST RESULTS DATA
EIRP Power Spectral Density

U-NII-8 MIMO															
Mod.	Data Rate	NTx	CH.	Freq. (MHz)	RU Config.	Duty Factor (dB)		Conducted Power Density with Duty Factor (dBm/MHz)			DG (dBi)		EIRP Power Density (dBm/MHz)	EIRP Power Density Limit (dBm/MHz)	Pass /Fail
						Ant 9	Ant 8	Ant 9	Ant 8	SUM	Ant 9	Ant 8	SUM		
HE20	MCS0	2	189	6895	Full	0.00	0.00			-1.55	0.48	-1.07	-1.00	Pass	
HE20	MCS0	2	189	6895	26/0	0.00	0.00			-1.98	0.48	-1.50	-1.00	Pass	
HE20	MCS0	2	189	6895	52/37	0.00	0.00			-1.85	0.48	-1.37	-1.00	Pass	
HE20	MCS0	2	189	6895	106/53	0.00	0.00			-1.80	0.48	-1.32	-1.00	Pass	
HE20	MCS0	2	209	6995	Full	0.00	0.00			-1.56	0.48	-1.08	-1.00	Pass	
HE20	MCS0	2	209	6995	26/4	0.00	0.00			-1.76	0.48	-1.28	-1.00	Pass	
HE20	MCS0	2	209	6995	52/38	0.00	0.00			-1.98	0.48	-1.50	-1.00	Pass	
HE20	MCS0	2	209	6995	106/53	0.00	0.00			-1.80	0.48	-1.32	-1.00	Pass	
HE20	MCS0	2	233	7115	Full	0.00	0.00			-16.46	0.48	-15.98	-1.00	Pass	
HE20	MCS0	2	233	7115	26/8	0.00	0.00			-16.74	0.48	-16.26	-1.00	Pass	
HE20	MCS0	2	233	7115	52/40	0.00	0.00			-16.78	0.48	-16.30	-1.00	Pass	
HE20	MCS0	2	233	7115	106/54	0.00	0.00			-16.69	0.48	-16.21	-1.00	Pass	
HE40	MCS0	2	195	6925	Full	0.00	0.00			-1.65	0.48	-1.17	-1.00	Pass	
HE40	MCS0	2	195	6925	242/61	0.00	0.00			-1.77	0.48	-1.29	-1.00	Pass	
HE40	MCS0	2	211	7005	Full	0.00	0.00			-1.73	0.48	-1.25	-1.00	Pass	
HE40	MCS0	2	211	7005	242/62	0.00	0.00			-1.98	0.48	-1.50	-1.00	Pass	
HE40	MCS0	2	227	7085	Full	0.00	0.00			-1.77	0.48	-1.29	-1.00	Pass	
HE40	MCS0	2	227	7085	242/62	0.00	0.00			-2.09	0.48	-1.61	-1.00	Pass	
HE80	MCS0	2	199	6945	Full	0.00	0.00			-2.74	0.48	-2.26	-1.00	Pass	
HE80	MCS0	2	199	6945	484/65	0.00	0.00			-2.94	0.48	-2.46	-1.00	Pass	
HE80	MCS0	2	215	7025	Full	0.00	0.00			-3.15	0.48	-2.67	-1.00	Pass	
HE80	MCS0	2	215	7025	484/66	0.00	0.00			-3.42	0.48	-2.94	-1.00	Pass	
HE160	MCS0	2	207	6985	Full	0.00	0.00			-5.24	0.48	-4.76	-1.00	Pass	
HE160	MCS0	2	207	6985	996/67	0.00	0.00			-5.50	0.48	-5.02	-1.00	Pass	
HE160	MCS0	2	207	6985	996/S67	0.00	0.00			-5.61	0.48	-5.13	-1.00	Pass	

<Standard Client>

TEST RESULTS DATA
EIRP Power Table

U-NII-5 MIMO												
Mod.	Data Rate	NTX	CH.	Freq. (MHz)	Conducted Power (dBm)			DG (dBi)		EIRP Power (dBm)	EIRP Power Limit (dBm)	Pass /Fail
					Ant 9	Ant 8	SUM	Ant 9	Ant 8			
HT20	MCS0	2	001	5955	14.30	13.70	17.02	1.35		18.37	30.00	Pass
HT20	MCS0	2	049	6195	14.10	13.20	16.68	1.35		18.03	30.00	Pass
HT20	MCS0	2	093	6415	14.10	13.30	16.73	1.35		18.08	30.00	Pass
HT40	MCS0	2	003	5965	14.20	13.70	16.97	1.35		18.32	30.00	Pass
HT40	MCS0	2	051	6205	13.90	13.00	16.48	1.35		17.83	30.00	Pass
HT40	MCS0	2	091	6405	14.20	13.50	16.87	1.35		18.22	30.00	Pass
VHT20	MCS0	2	001	5955	14.40	13.80	17.12	1.35		18.47	30.00	Pass
VHT20	MCS0	2	049	6195	14.20	13.30	16.78	1.35		18.13	30.00	Pass
VHT20	MCS0	2	093	6415	14.20	13.40	16.83	1.35		18.18	30.00	Pass
VHT40	MCS0	2	003	5965	14.30	13.80	17.07	1.35		18.42	30.00	Pass
VHT40	MCS0	2	051	6205	14.00	13.10	16.58	1.35		17.93	30.00	Pass
VHT40	MCS0	2	091	6405	14.30	13.60	16.97	1.35		18.32	30.00	Pass
VHT80	MCS0	2	007	5985	14.40	13.80	17.12	1.35		18.47	30.00	Pass
VHT80	MCS0	2	055	6225	14.60	13.80	17.23	1.35		18.58	30.00	Pass
VHT80	MCS0	2	087	6385	14.40	13.00	16.77	1.35		18.12	30.00	Pass
VHT160	MCS0	2	015	6025	14.40	13.90	17.17	1.35		18.52	30.00	Pass
VHT160	MCS0	2	047	6185	14.50	13.60	17.08	1.35		18.43	30.00	Pass
VHT160	MCS0	2	079	6345	14.50	13.50	17.04	1.35		18.39	30.00	Pass

TEST RESULTS DATA
EIRP Power Table

U-NII-7 MIMO												
Mod.	Data Rate	NTX	CH.	Freq. (MHz)	Conducted Power (dBm)			DG (dBi)		EIRP Power (dBm)	EIRP Power Limit (dBm)	Pass /Fail
					Ant 9	Ant 8	SUM	Ant 9	Ant 8			
HT20	MCS0	2	117	6535	12.40	12.10	15.26	0.66		15.92	30.00	Pass
HT20	MCS0	2	149	6695	12.60	12.40	15.51	0.66		16.17	30.00	Pass
HT20	MCS0	2	181	6855	12.80	11.80	15.34	0.66		16.00	30.00	Pass
HT40	MCS0	2	123	6565	12.50	12.00	15.27	0.66		15.93	30.00	Pass
HT40	MCS0	2	147	6685	12.80	12.40	15.61	0.66		16.27	30.00	Pass
HT40	MCS0	2	179	6845	12.90	12.00	15.48	0.66		16.14	30.00	Pass
VHT20	MCS0	2	117	6535	12.50	12.20	15.36	0.66		16.02	30.00	Pass
VHT20	MCS0	2	149	6695	12.70	12.50	15.61	0.66		16.27	30.00	Pass
VHT20	MCS0	2	181	6855	12.90	11.90	15.44	0.66		16.10	30.00	Pass
VHT40	MCS0	2	123	6565	12.60	12.10	15.37	0.66		16.03	30.00	Pass
VHT40	MCS0	2	147	6685	12.90	12.50	15.71	0.66		16.37	30.00	Pass
VHT40	MCS0	2	179	6845	13.00	12.10	15.58	0.66		16.24	30.00	Pass
VHT80	MCS0	2	135	6625	12.50	12.10	15.31	0.66		15.97	30.00	Pass
VHT80	MCS0	2	151	6705	12.70	12.50	15.61	0.66		16.27	30.00	Pass
VHT80	MCS0	2	167	6785	12.40	12.40	15.41	0.66		16.07	30.00	Pass
VHT160	MCS0	2	143	6665	12.70	12.50	15.61	0.66		16.27	30.00	Pass

U-NII-7 straddle channel MIMO												
Mod.	Data Rate	NTX	CH.	Freq. (MHz)	Conducted Power (dBm)			DG (dBi)		EIRP Power (dBm)	EIRP Power Limit (dBm)	Pass /Fail
					Ant 9	Ant 8	SUM	Ant 9	Ant 8			
HT20	MCS0	2	185	6875	12.90	12.10	15.53	0.66		16.19	30.00	Pass
HT40	MCS0	2	187	6885	12.90	12.30	15.62	0.66		16.28	30.00	Pass
VHT20	MCS0	2	185	6875	13.00	12.20	15.63	0.66		16.29	30.00	Pass
VHT40	MCS0	2	187	6885	13.00	12.40	15.72	0.66		16.38	30.00	Pass
VHT80	MCS0	2	183	6865	12.80	12.40	15.61	0.66		16.27	30.00	Pass

TEST RESULTS DATA
26dB and 99% OBW

U-NII-5 MIMO											
Mod.	Data Rate	NTx	CH.	Freq. (MHz)	RU Config.	99% Bandwidth (MHz)		26 dB Bandwidth (MHz)		Emission Bandwidth Limit (MHz)	Pass /Fail
						Ant 9	Ant 8	Ant 9	Ant 8		
HE20	MCS0	2	001	5955	Full	19.33	19.48	36.15	37.80	320.00	Pass
HE20	MCS0	2	049	6195	Full	19.18	19.33	32.40	35.90	320.00	Pass
HE20	MCS0	2	093	6415	Full	19.03	19.43	21.90	37.55	320.00	Pass
HE40	MCS0	2	003	5965	Full	38.26	38.36	59.40	60.12	320.00	Pass
HE40	MCS0	2	051	6205	Full	38.36	38.66	61.83	70.47	320.00	Pass
HE40	MCS0	2	091	6405	Full	38.16	38.66	40.68	69.75	320.00	Pass
HE80	MCS0	2	007	5985	Full	77.32	77.44	86.72	113.92	320.00	Pass
HE80	MCS0	2	055	6225	Full	77.44	77.56	108.80	144.32	320.00	Pass
HE80	MCS0	2	087	6385	Full	77.32	77.68	95.84	131.36	320.00	Pass
HE160	MCS0	2	015	6025	Full	156.56	156.80	175.36	243.84	320.00	Pass
HE160	MCS0	2	047	6185	Full	156.56	156.56	168.32	248.96	320.00	Pass
HE160	MCS0	2	079	6345	Full	156.08	156.56	165.76	184.32	320.00	Pass

TEST RESULTS DATA
EIRP Power Table

U-NII-5 MIMO													
Mod.	Data Rate	NTX	CH.	Freq. (MHz)	RU Config.	Conducted Power (dBm)			DG (dBi)		EIRP Power (dBm)	EIRP Power Limit (dBm)	Pass /Fail
						Ant 9	Ant 8	SUM	Ant 9	Ant 8	SUM		
HE20	MCS0	2	001	5955	Full	14.50	13.90	17.22	1.35		18.57	30.00	Pass
HE20	MCS0	2	001	5955	26/0	4.90	4.30	7.62	1.35		8.97	30.00	Pass
HE20	MCS0	2	001	5955	52/37	7.50	7.30	10.41	1.35		11.76	30.00	Pass
HE20	MCS0	2	001	5955	106/53	10.30	10.00	13.16	1.35		14.51	30.00	Pass
HE20	MCS0	2	049	6195	Full	14.30	13.40	16.88	1.35		18.23	30.00	Pass
HE20	MCS0	2	049	6195	26/4	5.30	4.40	7.88	1.35		9.23	30.00	Pass
HE20	MCS0	2	049	6195	52/38	7.40	7.40	10.41	1.35		11.76	30.00	Pass
HE20	MCS0	2	049	6195	106/53	10.20	9.50	12.87	1.35		14.22	30.00	Pass
HE20	MCS0	2	093	6415	Full	14.30	13.50	16.93	1.35		18.28	30.00	Pass
HE20	MCS0	2	093	6415	26/8	3.60	4.20	6.92	1.35		8.27	30.00	Pass
HE20	MCS0	2	093	6415	52/40	6.70	7.20	9.97	1.35		11.32	30.00	Pass
HE20	MCS0	2	093	6415	106/54	10.20	9.30	12.78	1.35		14.13	30.00	Pass
HE40	MCS0	2	003	5965	Full	14.40	13.90	17.17	1.35		18.52	30.00	Pass
HE40	MCS0	2	003	5965	242/61	11.80	11.20	14.52	1.35		15.87	30.00	Pass
HE40	MCS0	2	051	6205	Full	14.10	13.20	16.68	1.35		18.03	30.00	Pass
HE40	MCS0	2	051	6205	242/61	11.30	10.50	13.93	1.35		15.28	30.00	Pass
HE40	MCS0	2	091	6405	Full	14.40	13.70	17.07	1.35		18.42	30.00	Pass
HE40	MCS0	2	091	6405	242/62	11.70	11.00	14.37	1.35		15.72	30.00	Pass
HE80	MCS0	2	007	5985	Full	14.40	13.90	17.17	1.35		18.52	30.00	Pass
HE80	MCS0	2	007	5985	484/65	11.70	10.90	14.33	1.35		15.68	30.00	Pass
HE80	MCS0	2	055	6225	Full	14.50	13.90	17.22	1.35		18.57	30.00	Pass
HE80	MCS0	2	055	6225	484/65	11.50	10.90	14.22	1.35		15.57	30.00	Pass
HE80	MCS0	2	087	6385	Full	14.50	13.10	16.87	1.35		18.22	30.00	Pass
HE80	MCS0	2	087	6385	484/66	11.30	10.00	13.71	1.35		15.06	30.00	Pass
HE160	MCS0	2	015	6025	Full	14.50	14.00	17.27	1.35		18.62	30.00	Pass
HE160	MCS0	2	015	6025	996/67	12.00	11.40	14.72	1.35		16.07	30.00	Pass
HE160	MCS0	2	047	6185	Full	14.50	13.70	17.13	1.35		18.48	30.00	Pass
HE160	MCS0	2	047	6185	996/67	11.50	11.10	14.31	1.35		15.66	30.00	Pass
HE160	MCS0	2	079	6345	Full	14.60	13.60	17.14	1.35		18.49	30.00	Pass
HE160	MCS0	2	079	6345	996/S67	11.50	10.20	13.91	1.35		15.26	30.00	Pass

TEST RESULTS DATA
EIRP Power Spectral Density

U-NII-5 MIMO															
Mod.	Data Rate	NTx	CH.	Freq. (MHz)	RU Config.	Duty Factor (dB)		Conducted Power Density with Duty Factor (dBm/MHz)			DG (dBi)		EIRP Power Density (dBm/MHz)	EIRP Power Density Limit (dBm/MHz)	Pass /Fail
						Ant 9	Ant 8	Ant 9	Ant 8	SUM	Ant 9	Ant 8	SUM		
HE20	MCS0	2	001	5955	Full	0.00	0.00			4.91	1.35	6.26	17.00	Pass	
HE20	MCS0	2	001	5955	26/0	0.00	0.00			4.88	1.35	6.23	17.00	Pass	
HE20	MCS0	2	001	5955	52/37	0.00	0.00			4.85	1.35	6.20	17.00	Pass	
HE20	MCS0	2	001	5955	106/53	0.00	0.00			4.61	1.35	5.96	17.00	Pass	
HE20	MCS0	2	049	6195	Full	0.00	0.00			4.42	1.35	5.77	17.00	Pass	
HE20	MCS0	2	049	6195	26/4	0.00	0.00			4.11	1.35	5.46	17.00	Pass	
HE20	MCS0	2	049	6195	52/38	0.00	0.00			4.41	1.35	5.76	17.00	Pass	
HE20	MCS0	2	049	6195	106/53	0.00	0.00			4.28	1.35	5.63	17.00	Pass	
HE20	MCS0	2	093	6415	Full	0.00	0.00			4.56	1.35	5.91	17.00	Pass	
HE20	MCS0	2	093	6415	26/8	0.00	0.00			4.29	1.35	5.64	17.00	Pass	
HE20	MCS0	2	093	6415	52/40	0.00	0.00			4.24	1.35	5.59	17.00	Pass	
HE20	MCS0	2	093	6415	106/54	0.00	0.00			4.16	1.35	5.51	17.00	Pass	
HE40	MCS0	2	003	5965	Full	0.00	0.00			2.20	1.35	3.55	17.00	Pass	
HE40	MCS0	2	003	5965	242/61	0.00	0.00			2.08	1.35	3.43	17.00	Pass	
HE40	MCS0	2	051	6205	Full	0.00	0.00			1.66	1.35	3.01	17.00	Pass	
HE40	MCS0	2	051	6205	242/61	0.00	0.00			1.56	1.35	2.91	17.00	Pass	
HE40	MCS0	2	091	6405	Full	0.00	0.00			1.92	1.35	3.27	17.00	Pass	
HE40	MCS0	2	091	6405	242/62	0.00	0.00			1.91	1.35	3.26	17.00	Pass	
HE80	MCS0	2	007	5985	Full	0.00	0.00			-0.64	1.35	0.71	17.00	Pass	
HE80	MCS0	2	007	5985	484/65	0.00	0.00			-1.13	1.35	0.22	17.00	Pass	
HE80	MCS0	2	055	6225	Full	0.00	0.00			-0.88	1.35	0.47	17.00	Pass	
HE80	MCS0	2	055	6225	484/65	0.00	0.00			-0.98	1.35	0.37	17.00	Pass	
HE80	MCS0	2	087	6385	Full	0.00	0.00			-1.01	1.35	0.34	17.00	Pass	
HE80	MCS0	2	087	6385	484/66	0.00	0.00			-1.39	1.35	-0.04	17.00	Pass	
HE160	MCS0	2	015	6025	Full	0.00	0.00			-3.42	1.35	-2.07	17.00	Pass	
HE160	MCS0	2	015	6025	996/67	0.00	0.00			-3.66	1.35	-2.31	17.00	Pass	
HE160	MCS0	2	047	6185	Full	0.00	0.00			-3.72	1.35	-2.37	17.00	Pass	
HE160	MCS0	2	047	6185	996/67	0.00	0.00			-4.13	1.35	-2.78	17.00	Pass	
HE160	MCS0	2	079	6345	Full	0.00	0.00			-3.56	1.35	-2.21	17.00	Pass	
HE160	MCS0	2	079	6345	996/S67	0.00	0.00			-3.83	1.35	-2.48	17.00	Pass	

TEST RESULTS DATA
26dB and 99% OBW

U-NII-7 MIMO											
Mod.	Data Rate	NTx	CH.	Freq. (MHz)	RU Config.	99% Bandwidth (MHz)		26 dB Bandwidth (MHz)		Emission Bandwidth Limit (MHz)	Pass /Fail
						Ant 9	Ant 8	Ant 9	Ant 8		
HE20	MCS0	2	117	6535	Full	18.98	19.48	22.35	37.35	320.00	Pass
HE20	MCS0	2	149	6695	Full	19.13	19.68	27.65	37.45	320.00	Pass
HE20	MCS0	2	181	6855	Full	19.18	19.43	29.60	36.55	320.00	Pass
HE40	MCS0	2	123	6565	Full	38.06	38.66	40.68	69.30	320.00	Pass
HE40	MCS0	2	147	6685	Full	38.16	38.66	40.77	72.63	320.00	Pass
HE40	MCS0	2	179	6845	Full	38.16	38.76	42.12	73.62	320.00	Pass
HE80	MCS0	2	135	6625	Full	77.44	77.68	84.48	142.24	320.00	Pass
HE80	MCS0	2	151	6705	Full	77.44	77.68	108.64	131.84	320.00	Pass
HE80	MCS0	2	167	6785	Full	77.56	77.92	140.32	126.56	320.00	Pass
HE160	MCS0	2	143	6665	Full	156.32	157.04	167.36	219.52	320.00	Pass

U-NII-7 straddle channel MIMO											
Mod.	Data Rate	NTx	CH.	Freq. (MHz)	RU Config.	99% Bandwidth (MHz)		26 dB Bandwidth (MHz)		Emission Bandwidth Limit (MHz)	Pass /Fail
						Ant 9	Ant 8	Ant 9	Ant 8		
HE20	MCS0	2	185	6875	Full	19.13	19.48	26.90	36.95	320.00	Pass
HE40	MCS0	2	187	6885	Full	38.16	39.06	43.56	78.03	320.00	Pass
HE80	MCS0	2	183	6865	Full	77.56	77.92	114.40	101.76	320.00	Pass
HE160	MCS0	2	175	6825	Full	156.56	156.56	165.44	238.40	320.00	Pass

TEST RESULTS DATA
EIRP Power Table

U-NII-7 MIMO													
Mod.	Data Rate	NTX	CH.	Freq. (MHz)	RU Config.	Conducted Power (dBm)			DG (dBi)		EIRP Power (dBm)	EIRP Power Limit (dBm)	Pass /Fail
						Ant 9	Ant 8	SUM	Ant 9	Ant 8	SUM		
HE20	MCS0	2	117	6535	Full	12.60	12.30	15.46	0.66		16.12	30.00	Pass
HE20	MCS0	2	117	6535	26/0	2.90	2.90	5.91	0.66		6.57	30.00	Pass
HE20	MCS0	2	117	6535	52/37	6.00	5.80	8.91	0.66		9.57	30.00	Pass
HE20	MCS0	2	117	6535	106/53	8.80	8.70	11.76	0.66		12.42	30.00	Pass
HE20	MCS0	2	149	6695	Full	12.80	12.60	15.71	0.66		16.37	30.00	Pass
HE20	MCS0	2	149	6695	26/4	3.80	4.30	7.07	0.66		7.73	30.00	Pass
HE20	MCS0	2	149	6695	52/38	5.80	5.90	8.86	0.66		9.52	30.00	Pass
HE20	MCS0	2	149	6695	106/53	9.30	9.10	12.21	0.66		12.87	30.00	Pass
HE20	MCS0	2	181	6855	Full	13.00	12.00	15.54	0.66		16.20	30.00	Pass
HE20	MCS0	2	181	6855	26/8	3.00	2.70	5.86	0.66		6.52	30.00	Pass
HE20	MCS0	2	181	6855	52/40	6.00	5.60	8.81	0.66		9.47	30.00	Pass
HE20	MCS0	2	181	6855	106/54	9.30	8.50	11.93	0.66		12.59	30.00	Pass
HE40	MCS0	2	123	6565	Full	12.70	12.20	15.47	0.66		16.13	30.00	Pass
HE40	MCS0	2	123	6565	242/61	9.60	9.00	12.32	0.66		12.98	30.00	Pass
HE40	MCS0	2	147	6685	Full	13.00	12.60	15.81	0.66		16.47	30.00	Pass
HE40	MCS0	2	147	6685	242/61	10.30	9.70	13.02	0.66		13.68	30.00	Pass
HE40	MCS0	2	179	6845	Full	13.10	12.20	15.68	0.66		16.34	30.00	Pass
HE40	MCS0	2	179	6845	242/62	10.10	9.20	12.68	0.66		13.34	30.00	Pass
HE80	MCS0	2	135	6625	Full	12.60	12.20	15.41	0.66		16.07	30.00	Pass
HE80	MCS0	2	135	6625	484/65	10.10	9.50	12.82	0.66		13.48	30.00	Pass
HE80	MCS0	2	151	6705	Full	12.80	12.60	15.71	0.66		16.37	30.00	Pass
HE80	MCS0	2	151	6705	484/65	10.30	9.60	12.97	0.66		13.63	30.00	Pass
HE80	MCS0	2	167	6785	Full	12.50	12.50	15.51	0.66		16.17	30.00	Pass
HE80	MCS0	2	167	6785	484/66	10.80	10.00	13.43	0.66		14.09	30.00	Pass
HE160	MCS0	2	143	6665	Full	12.80	12.60	15.71	0.66		16.37	30.00	Pass
HE160	MCS0	2	143	6665	996/67	10.10	9.70	12.91	0.66		13.57	30.00	Pass

U-NII-7 straddle channel MIMO													
Mod.	Data Rate	NTX	CH.	Freq. (MHz)	RU Config.	Conducted Power (dBm)			DG (dBi)		EIRP Power (dBm)	EIRP Power Limit (dBm)	Pass /Fail
						Ant 9	Ant 8	SUM	Ant 9	Ant 8	SUM		
HE20	MCS0	2	185	6875	Full	13.10	12.30	15.73	0.66		16.39	30.00	Pass
HE20	MCS0	2	185	6875	26/8	3.00	2.90	5.96	0.66		6.62	30.00	Pass
HE20	MCS0	2	185	6875	52/40	6.00	5.80	8.91	0.66		9.57	30.00	Pass
HE20	MCS0	2	185	6875	106/54	9.50	8.70	12.13	0.66		12.79	30.00	Pass
HE40	MCS0	2	187	6885	Full	13.10	12.50	15.82	0.66		16.48	30.00	Pass
HE40	MCS0	2	187	6885	242/62	10.10	9.50	12.82	0.66		13.48	30.00	Pass
HE80	MCS0	2	183	6865	Full	12.90	12.50	15.71	0.66		16.37	30.00	Pass
HE80	MCS0	2	183	6865	484/66	9.90	9.40	12.67	0.66		13.33	30.00	Pass
HE160	MCS0	2	175	6825	Full	12.50	12.40	15.46	0.66		16.12	30.00	Pass
HE160	MCS0	2	175	6825	996/67	10.80	9.80	13.34	0.66		14.00	30.00	Pass
HE160	MCS0	2	175	6825	996/S67	10.60	9.70	13.18	0.66		13.84	30.00	Pass

TEST RESULTS DATA
EIRP Power Spectral Density

U-NII-7 MIMO															
Mod.	Data Rate	NTx	CH.	Freq. (MHz)	RU Config.	Duty Factor (dB)		Conducted Power Density with Duty Factor (dBm/MHz)			DG (dBi)		EIRP Power Density (dBm/MHz)	EIRP Power Density Limit (dBm/MHz)	Pass /Fail
						Ant 9	Ant 8	Ant 9	Ant 8	SUM	Ant 9	Ant 8	SUM		
HE20	MCS0	2	117	6535	Full	0.00	0.00			3.45	0.66	4.11	17.00	Pass	
HE20	MCS0	2	117	6535	26/0	0.00	0.00			3.30	0.66	3.96	17.00	Pass	
HE20	MCS0	2	117	6535	52/37	0.00	0.00			3.44	0.66	4.10	17.00	Pass	
HE20	MCS0	2	117	6535	106/53	0.00	0.00			3.25	0.66	3.91	17.00	Pass	
HE20	MCS0	2	149	6695	Full	0.00	0.00			3.34	0.66	4.00	17.00	Pass	
HE20	MCS0	2	149	6695	26/4	0.00	0.00			3.14	0.66	3.80	17.00	Pass	
HE20	MCS0	2	149	6695	52/38	0.00	0.00			3.09	0.66	3.75	17.00	Pass	
HE20	MCS0	2	149	6695	106/53	0.00	0.00			3.33	0.66	3.99	17.00	Pass	
HE20	MCS0	2	181	6855	Full	0.00	0.00			3.07	0.66	3.73	17.00	Pass	
HE20	MCS0	2	181	6855	26/8	0.00	0.00			2.91	0.66	3.57	17.00	Pass	
HE20	MCS0	2	181	6855	52/40	0.00	0.00			2.91	0.66	3.57	17.00	Pass	
HE20	MCS0	2	181	6855	106/54	0.00	0.00			2.94	0.66	3.60	17.00	Pass	
HE40	MCS0	2	123	6565	Full	0.00	0.00			0.45	0.66	1.11	17.00	Pass	
HE40	MCS0	2	123	6565	242/61	0.00	0.00			0.06	0.66	0.72	17.00	Pass	
HE40	MCS0	2	147	6685	Full	0.00	0.00			0.74	0.66	1.40	17.00	Pass	
HE40	MCS0	2	147	6685	242/61	0.00	0.00			0.42	0.66	1.08	17.00	Pass	
HE40	MCS0	2	179	6845	Full	0.00	0.00			0.43	0.66	1.09	17.00	Pass	
HE40	MCS0	2	179	6845	242/62	0.00	0.00			-0.04	0.66	0.63	17.00	Pass	
HE80	MCS0	2	135	6625	Full	0.00	0.00			-2.31	0.66	-1.65	17.00	Pass	
HE80	MCS0	2	135	6625	484/65	0.00	0.00			-2.49	0.66	-1.83	17.00	Pass	
HE80	MCS0	2	151	6705	Full	0.00	0.00			-2.29	0.66	-1.63	17.00	Pass	
HE80	MCS0	2	151	6705	484/65	0.00	0.00			-2.61	0.66	-1.95	17.00	Pass	
HE80	MCS0	2	167	6785	Full	0.00	0.00			-2.19	0.66	-1.53	17.00	Pass	
HE80	MCS0	2	167	6785	484/66	0.00	0.00			-2.20	0.66	-1.54	17.00	Pass	
HE160	MCS0	2	143	6665	Full	0.00	0.00			-5.26	0.66	-4.60	17.00	Pass	
HE160	MCS0	2	143	6665	996/67	0.00	0.00			-5.63	0.66	-4.97	17.00	Pass	

U-NII-7 straddle channel MIMO															
Mod.	Data Rate	NTx	CH.	Freq. (MHz)	RU Config.	Duty Factor (dB)		Conducted Power Density with Duty Factor (dBm/MHz)			DG (dBi)		EIRP Power Density (dBm/MHz)	EIRP Power Density Limit (dBm/MHz)	Pass /Fail
						Ant 9	Ant 8	Ant 9	Ant 8	SUM	Ant 9	Ant 8	SUM		
HE20	MCS0	2	185	6875	Full	0.00	0.00			3.10	0.66	3.76	17.00	Pass	
HE20	MCS0	2	185	6875	26/8	0.00	0.00			2.99	0.66	3.65	17.00	Pass	
HE20	MCS0	2	185	6875	52/40	0.00	0.00			3.00	0.66	3.66	17.00	Pass	
HE20	MCS0	2	185	6875	106/54	0.00	0.00			3.07	0.66	3.73	17.00	Pass	
HE40	MCS0	2	187	6885	Full	0.00	0.00			0.39	0.66	1.05	17.00	Pass	
HE40	MCS0	2	187	6885	242/62	0.00	0.00			0.00	0.66	0.66	17.00	Pass	
HE80	MCS0	2	183	6865	Full	0.00	0.00			-2.49	0.66	-1.83	17.00	Pass	
HE80	MCS0	2	183	6865	484/66	0.00	0.00			-2.95	0.66	-2.29	17.00	Pass	
HE160	MCS0	2	175	6825	Full	0.00	0.00			-5.07	0.66	-4.41	17.00	Pass	
HE160	MCS0	2	175	6825	996/67	0.00	0.00			-5.51	0.66	-4.85	17.00	Pass	
HE160	MCS0	2	175	6825	996/S67	0.00	0.00			-5.23	0.66	-4.57	17.00	Pass	

<CDD Mode>
<Indoor Client>

TEST RESULTS DATA
26dB and 99% OBW

U-NII-5 MIMO										
Mod.	Data Rate	NTX	CH.	Freq. (MHz)	99% Bandwidth (MHz)		26 dB Bandwidth (MHz)		Emission Bandwidth Limit (MHz)	Pass /Fail
					Ant 9	Ant 8	Ant 9	Ant 8		
11a	6Mbps	2	001	5955	16.43	16.48	19.50	19.45	320.00	Pass
11a	6Mbps	2	049	6195	16.48	16.48	19.55	19.45	320.00	Pass
11a	6Mbps	2	093	6415	16.58	16.48	19.70	19.50	320.00	Pass

TEST RESULTS DATA
EIRP Power Table

U-NII-5 MIMO												
Mod.	Data Rate	NTX	CH.	Freq. (MHz)	Conducted Power (dBm)			DG (dBi)		EIRP Power (dBm)	EIRP Power Limit (dBm)	Pass /Fail
					Ant 9	Ant 8	SUM	Ant 9	Ant 8			
11a	6Mbps	2	001	5955	4.10	3.90	7.01	1.65		8.66	24.00	Pass
11a	6Mbps	2	049	6195	4.30	3.70	7.02	1.65		8.67	24.00	Pass
11a	6Mbps	2	093	6415	4.30	3.90	7.11	1.65		8.76	24.00	Pass
HT20	MCS0	2	001	5955	3.40	3.00	6.21	1.65		7.86	24.00	Pass
HT20	MCS0	2	049	6195	4.20	3.80	7.01	1.65		8.66	24.00	Pass
HT20	MCS0	2	093	6415	3.80	3.80	6.81	1.65		8.46	24.00	Pass
HT40	MCS0	2	003	5965	6.50	5.70	9.13	1.65		10.78	24.00	Pass
HT40	MCS0	2	051	6205	7.00	5.80	9.45	1.65		11.10	24.00	Pass
HT40	MCS0	2	091	6405	7.20	6.40	9.83	1.65		11.48	24.00	Pass
VHT20	MCS0	2	001	5955	3.50	3.10	6.31	1.65		7.96	24.00	Pass
VHT20	MCS0	2	049	6195	4.30	3.90	7.11	1.65		8.76	24.00	Pass
VHT20	MCS0	2	093	6415	3.90	3.90	6.91	1.65		8.56	24.00	Pass
VHT40	MCS0	2	003	5965	6.60	5.80	9.23	1.65		10.88	24.00	Pass
VHT40	MCS0	2	051	6205	7.10	5.90	9.55	1.65		11.20	24.00	Pass
VHT40	MCS0	2	091	6405	7.30	6.50	9.93	1.65		11.58	24.00	Pass
VHT80	MCS0	2	007	5985	9.80	9.00	12.43	1.65		14.08	24.00	Pass
VHT80	MCS0	2	055	6225	9.90	9.20	12.57	1.65		14.22	24.00	Pass
VHT80	MCS0	2	087	6385	9.60	8.40	12.05	1.65		13.70	24.00	Pass
VHT160	MCS0	2	015	6025	11.00	10.70	13.86	1.65		15.51	24.00	Pass
VHT160	MCS0	2	047	6185	11.00	10.30	13.67	1.65		15.32	24.00	Pass
VHT160	MCS0	2	079	6345	11.20	10.20	13.74	1.65		15.39	24.00	Pass

TEST RESULTS DATA
EIRP Power Spectral Density

U-NII-5 MIMO														
Mod.	Data Rate	NTX	CH.	Freq. (MHz)	Duty Factor (dB)		Conducted Power Density with Duty Factor (dBm/MHz)			DG (dBi)		EIRP Power Density (dBm/MHz)	EIRP Power Density Limit (dBm/MHz)	Pass /Fail
					Ant 9	Ant 8	Ant 9	Ant 8	SUM	Ant 9	Ant 8	SUM		
11a	6Mbps	2	001	5955	0.00	0.00			-5.51	4.35		-1.16	-1.00	Pass
11a	6Mbps	2	049	6195	0.00	0.00			-5.51	4.35		-1.16	-1.00	Pass
11a	6Mbps	2	093	6415	0.00	0.00			-5.41	4.35		-1.06	-1.00	Pass

TEST RESULTS DATA
26dB and 99% OBW

U-NII-6 MIMO										
Mod.	Data Rate	NTX	CH.	Freq. (MHz)	99% Bandwidth (MHz)		26 dB Bandwidth (MHz)		Emission Bandwidth Limit (MHz)	Pass /Fail
					Ant 9	Ant 8	Ant 9	Ant 8		
11a	6Mbps	2	097	6435	16.53	16.43	19.60	19.55	320.00	Pass
11a	6Mbps	2	105	6475	16.53	16.43	19.55	19.55	320.00	Pass
11a	6Mbps	2	113	6515	16.48	16.43	19.60	19.55	320.00	Pass

TEST RESULTS DATA
EIRP Power Table

U-NII-6 MIMO												
Mod.	Data Rate	NTX	CH.	Freq. (MHz)	Conducted Power (dBm)			DG (dBi)		EIRP Power (dBm)	EIRP Power Limit (dBm)	Pass /Fail
					Ant 9	Ant 8	SUM	Ant 9	Ant 8			
11a	6Mbps	2	097	6435	4.10	3.90	7.01	1.03		8.04	24.00	Pass
11a	6Mbps	2	105	6475	4.20	4.00	7.11	1.03		8.14	24.00	Pass
11a	6Mbps	2	113	6515	4.50	4.30	7.41	1.03		8.44	24.00	Pass
HT20	MCS0	2	097	6435	3.60	3.50	6.56	1.03		7.59	24.00	Pass
HT20	MCS0	2	105	6475	4.10	4.10	7.11	1.03		8.14	24.00	Pass
HT20	MCS0	2	113	6515	3.80	3.60	6.71	1.03		7.74	24.00	Pass
HT40	MCS0	2	099	6445	6.80	6.40	9.61	1.03		10.64	24.00	Pass
HT40	MCS0	2	107	6485	6.90	6.50	9.71	1.03		10.74	24.00	Pass
VHT20	MCS0	2	097	6435	3.70	3.60	6.66	1.03		7.69	24.00	Pass
VHT20	MCS0	2	105	6475	4.20	4.20	7.21	1.03		8.24	24.00	Pass
VHT20	MCS0	2	113	6515	3.90	3.70	6.81	1.03		7.84	24.00	Pass
VHT40	MCS0	2	099	6445	6.90	6.50	9.71	1.03		10.74	24.00	Pass
VHT40	MCS0	2	107	6485	7.00	6.60	9.81	1.03		10.84	24.00	Pass
VHT80	MCS0	2	103	6465	9.70	9.20	12.47	1.03		13.50	24.00	Pass

U-NII-6 straddle channel MIMO												
Mod.	Data Rate	NTX	CH.	Freq. (MHz)	Conducted Power (dBm)			DG (dBi)		EIRP Power (dBm)	EIRP Power Limit (dBm)	Pass /Fail
					Ant 9	Ant 8	SUM	Ant 9	Ant 8			
HT40	MCS0	2	115	6525	6.80	6.50	9.66	1.03		10.69	24.00	Pass
VHT40	MCS0	2	115	6525	6.90	6.60	9.76	1.03		10.79	24.00	Pass
VHT80	MCS0	2	119	6545	9.90	9.50	12.71	1.03		13.74	24.00	Pass
VHT160	MCS0	2	111	6505	10.20	10.10	13.16	1.03		14.19	24.00	Pass

TEST RESULTS DATA
EIRP Power Spectral Density

U-NII-6 MIMO														
Mod.	Data Rate	NTX	CH.	Freq. (MHz)	Duty Factor (dB)		Conducted Power Density with Duty Factor (dBm/MHz)			DG (dBi)		EIRP Power Density (dBm/MHz)	EIRP Power Density Limit (dBm/MHz)	Pass /Fail
					Ant 9	Ant 8	Ant 9	Ant 8	SUM	Ant 9	Ant 8	SUM		
11a	6Mbps	2	097	6435	0.00	0.00			-5.43	4.04		-1.39	-1.00	Pass
11a	6Mbps	2	105	6475	0.00	0.00			-5.33	4.04		-1.29	-1.00	Pass
11a	6Mbps	2	113	6515	0.00	0.00			-5.06	4.04		-1.02	-1.00	Pass

TEST RESULTS DATA
26dB and 99% OBW

U-NII-7 MIMO										
Mod.	Data Rate	NTX	CH.	Freq. (MHz)	99% Bandwidth (MHz)		26 dB Bandwidth (MHz)		Emission Bandwidth Limit (MHz)	Pass /Fail
					Ant 9	Ant 8	Ant 9	Ant 8		
11a	6Mbps	2	117	6535	16.53	16.43	19.65	19.55	320.00	Pass
11a	6Mbps	2	149	6695	16.53	16.38	19.55	19.55	320.00	Pass
11a	6Mbps	2	181	6855	16.48	16.48	19.65	19.20	320.00	Pass

U-NII-7 straddle channel MIMO										
Mod.	Data Rate	NTX	CH.	Freq. (MHz)	99% Bandwidth (MHz)		26 dB Bandwidth (MHz)		Emission Bandwidth Limit (MHz)	Pass /Fail
					Ant 9	Ant 8	Ant 9	Ant 8		
11a	6Mbps	2	185	6875	16.53	16.43	19.60	19.55	320.00	Pass

TEST RESULTS DATA
EIRP Power Table

U-NII-7 MIMO												
Mod.	Data Rate	NTX	CH.	Freq. (MHz)	Conducted Power (dBm)			DG (dBi)		EIRP Power (dBm)	EIRP Power Limit (dBm)	Pass /Fail
					Ant 9	Ant 8	SUM	Ant 9	Ant 8			
11a	6Mbps	2	117	6535	4.40	4.20	7.31	0.73		8.04	24.00	Pass
11a	6Mbps	2	149	6695	4.60	4.70	7.66	0.73		8.39	24.00	Pass
11a	6Mbps	2	181	6855	5.20	4.70	7.97	0.73		8.70	24.00	Pass
HT20	MCS0	2	117	6535	4.00	4.00	7.01	0.73		7.74	24.00	Pass
HT20	MCS0	2	149	6695	4.30	4.00	7.16	0.73		7.89	24.00	Pass
HT20	MCS0	2	181	6855	4.80	3.90	7.38	0.73		8.11	24.00	Pass
HT40	MCS0	2	123	6565	7.30	7.00	10.16	0.73		10.89	24.00	Pass
HT40	MCS0	2	147	6685	7.00	6.60	9.81	0.73		10.54	24.00	Pass
HT40	MCS0	2	179	6845	7.40	6.90	10.17	0.73		10.90	24.00	Pass
VHT20	MCS0	2	117	6535	4.10	4.10	7.11	0.73		7.84	24.00	Pass
VHT20	MCS0	2	149	6695	4.40	4.10	7.26	0.73		7.99	24.00	Pass
VHT20	MCS0	2	181	6855	4.90	4.00	7.48	0.73		8.21	24.00	Pass
VHT40	MCS0	2	123	6565	7.40	7.10	10.26	0.73		10.99	24.00	Pass
VHT40	MCS0	2	147	6685	7.10	6.70	9.91	0.73		10.64	24.00	Pass
VHT40	MCS0	2	179	6845	7.50	6.90	10.22	0.73		10.95	24.00	Pass
VHT80	MCS0	2	135	6625	9.30	8.80	12.07	0.73		12.80	24.00	Pass
VHT80	MCS0	2	151	6705	9.40	9.10	12.26	0.73		12.99	24.00	Pass
VHT80	MCS0	2	167	6785	10.00	9.00	12.54	0.73		13.27	24.00	Pass
VHT160	MCS0	2	143	6665	9.20	9.10	12.16	0.73		12.89	24.00	Pass

U-NII-7 straddle channel MIMO												
Mod.	Data Rate	NTX	CH.	Freq. (MHz)	Conducted Power (dBm)			DG (dBi)		EIRP Power (dBm)	EIRP Power Limit (dBm)	Pass /Fail
					Ant 9	Ant 8	SUM	Ant 9	Ant 8			
11a	6Mbps	2	185	6875	5.10	4.90	8.01	0.73		8.74	24.00	Pass
HT20	MCS0	2	185	6875	5.00	4.10	7.58	0.73		8.31	24.00	Pass
HT40	MCS0	2	187	6885	7.90	7.20	10.57	0.73		11.30	24.00	Pass
VHT20	MCS0	2	185	6875	5.10	4.20	7.68	0.73		8.41	24.00	Pass
VHT40	MCS0	2	187	6885	8.00	7.30	10.67	0.73		11.40	24.00	Pass
VHT80	MCS0	2	183	6865	9.50	8.90	12.22	0.73		12.95	24.00	Pass
VHT160	MCS0	2	175	6825	9.10	9.00	12.06	0.73		12.79	24.00	Pass

TEST RESULTS DATA
EIRP Power Spectral Density

U-NII-7 MIMO														
Mod.	Data Rate	NTX	CH.	Freq. (MHz)	Duty Factor (dB)		Conducted Power Density with Duty Factor (dBm/MHz)			DG (dBi)		EIRP Power Density (dBm/MHz)	EIRP Power Density Limit (dBm/MHz)	Pass /Fail
					Ant 9	Ant 8	Ant 9	Ant 8	SUM	Ant 9	Ant 8	SUM		
11a	6Mbps	2	117	6535	0.00	0.00			-4.81	3.67		-1.14	-1.00	Pass
11a	6Mbps	2	149	6695	0.00	0.00			-4.83	3.67		-1.16	-1.00	Pass
11a	6Mbps	2	181	6855	0.00	0.00			-4.73	3.67		-1.06	-1.00	Pass

FCC U-NII-7 straddle channel MIMO														
Mod.	Data Rate	NTX	CH.	Freq. (MHz)	Duty Factor (dB)		Conducted Power Density with Duty Factor (dBm/MHz)			DG (dBi)		EIRP Power Density (dBm/MHz)	EIRP Power Density Limit (dBm/MHz)	Pass /Fail
					Ant 9	Ant 8	Ant 9	Ant 8	SUM	Ant 9	Ant 8	SUM		
11a	6Mbps	2	185	6875	0.00	0.00			-4.71	3.67		-1.04	-1.00	Pass

TEST RESULTS DATA
26dB EBW and 99% OBW

U-NII-8 MIMO										
Mod.	Data Rate	N _{TX}	CH.	Freq. (MHz)	99% Bandwidth (MHz)		26 dB Bandwidth (MHz)		Emission Bandwidth Limit (MHz)	Pass /Fail
					Ant 9	Ant 8	Ant 9	Ant 8		
11a	6Mbps	2	189	6895	16.48	16.43	19.65	19.50	320.00	Pass
11a	6Mbps	2	209	6995	16.48	16.43	19.40	19.30	320.00	Pass
11a	6Mbps	2	233	7115	16.48	16.48	19.55	19.50	320.00	Pass

TEST RESULTS DATA
EIRP Power Table

U-NII-8 MIMO												
Mod.	Data Rate	NTX	CH.	Freq. (MHz)	Conducted Power (dBm)			DG (dBi)		EIRP Power (dBm)	EIRP Power Limit (dBm)	Pass /Fail
					Ant 9	Ant 8	SUM	Ant 9	Ant 8			
11a	6Mbps	2	189	6895	4.80	4.60	7.71	0.50		8.21	24.00	Pass
11a	6Mbps	2	209	6995	4.90	4.70	7.81	0.50		8.31	24.00	Pass
11a	6Mbps	2	233	7115	5.70	5.60	8.66	0.50		9.16	24.00	Pass
HT20	MCS0	2	189	6895	5.40	4.40	7.94	0.50		8.44	24.00	Pass
HT20	MCS0	2	209	6995	4.90	4.40	7.67	0.50		8.17	24.00	Pass
HT20	MCS0	2	233	7115	-9.40	-9.60	-6.49	0.50		-5.99	24.00	Pass
HT40	MCS0	2	195	6925	7.40	7.20	10.31	0.50		10.81	24.00	Pass
HT40	MCS0	2	211	7005	7.30	6.90	10.11	0.50		10.61	24.00	Pass
HT40	MCS0	2	227	7085	8.20	7.80	11.01	0.50		11.51	24.00	Pass
VHT20	MCS0	2	189	6895	5.50	4.50	8.04	0.50		8.54	24.00	Pass
VHT20	MCS0	2	209	6995	5.00	4.50	7.77	0.50		8.27	24.00	Pass
VHT20	MCS0	2	233	7115	-9.30	-9.50	-6.39	0.50		-5.89	24.00	Pass
VHT40	MCS0	2	195	6925	7.50	7.30	10.41	0.50		10.91	24.00	Pass
VHT40	MCS0	2	211	7005	7.40	7.00	10.21	0.50		10.71	24.00	Pass
VHT40	MCS0	2	227	7085	8.30	7.90	11.11	0.50		11.61	24.00	Pass
VHT80	MCS0	2	199	6945	9.10	8.70	11.91	0.50		12.41	24.00	Pass
VHT80	MCS0	2	215	7025	9.00	8.90	11.96	0.50		12.46	24.00	Pass
VHT160	MCS0	2	207	6985	9.10	9.10	12.11	0.50		12.61	24.00	Pass

TEST RESULTS DATA
EIRP Power Spectral Density

U-NII-8 MIMO														
Mod.	Data Rate	NTX	CH.	Freq. (MHz)	Duty Factor (dB)		Conducted Power Density with Duty Factor (dBm/MHz)			DG (dBi)		EIRP Power Density (dBm/MHz)	EIRP Power Density Limit (dBm/MHz)	Pass /Fail
					Ant 9	Ant 8	Ant 9	Ant 8	SUM	Ant 9	Ant 8	SUM		
11a	6Mbps	2	189	6895	0.00	0.00			-4.87		3.49	-1.38	-1.00	Pass
11a	6Mbps	2	209	6995	0.00	0.00			-4.73		3.49	-1.25	-1.00	Pass
11a	6Mbps	2	233	7115	0.00	0.00			-4.87		3.49	-1.38	-1.00	Pass

TEST RESULTS DATA
EIRP Power Table

U-NII-5 MIMO													
Mod.	Data Rate	NTX	CH.	Freq. (MHz)	RU Config.	Conducted Power (dBm)			DG (dBi)		EIRP Power (dBm)	EIRP Power Limit (dBm)	Pass /Fail
						Ant 9	Ant 8	SUM	Ant 9	Ant 8	SUM		
HE20	MCS0	2	001	5955	Full	3.60	3.20	6.41	1.65		8.06	24.00	Pass
HE20	MCS0	2	001	5955	26/0	-6.30	-6.40	-3.34	1.65		-1.69	24.00	Pass
HE20	MCS0	2	001	5955	52/37	-3.20	-3.40	-0.29	1.65		1.36	24.00	Pass
HE20	MCS0	2	001	5955	106/53	-0.50	-0.80	2.36	1.65		4.01	24.00	Pass
HE20	MCS0	2	049	6195	Full	4.40	4.00	7.21	1.65		8.86	24.00	Pass
HE20	MCS0	2	049	6195	26/4	-3.90	-4.10	-0.99	1.65		0.66	24.00	Pass
HE20	MCS0	2	049	6195	52/38	-1.90	-2.40	0.87	1.65		2.52	24.00	Pass
HE20	MCS0	2	049	6195	106/53	1.00	0.60	3.81	1.65		5.46	24.00	Pass
HE20	MCS0	2	093	6415	Full	4.00	4.00	7.01	1.65		8.66	24.00	Pass
HE20	MCS0	2	093	6415	26/8	-5.00	-5.40	-2.19	1.65		-0.54	24.00	Pass
HE20	MCS0	2	093	6415	52/40	-2.30	-2.20	0.76	1.65		2.41	24.00	Pass
HE20	MCS0	2	093	6415	106/54	0.70	0.30	3.51	1.65		5.16	24.00	Pass
HE40	MCS0	2	003	5965	Full	6.70	5.90	9.33	1.65		10.98	24.00	Pass
HE40	MCS0	2	003	5965	242/61	3.50	3.30	6.41	1.65		8.06	24.00	Pass
HE40	MCS0	2	051	6205	Full	7.20	6.00	9.65	1.65		11.30	24.00	Pass
HE40	MCS0	2	051	6205	242/61	3.70	3.20	6.47	1.65		8.12	24.00	Pass
HE40	MCS0	2	091	6405	Full	7.40	6.60	10.03	1.65		11.68	24.00	Pass
HE40	MCS0	2	091	6405	242/62	3.90	3.60	6.76	1.65		8.41	24.00	Pass
HE80	MCS0	2	007	5985	Full	9.90	9.10	12.53	1.65		14.18	24.00	Pass
HE80	MCS0	2	007	5985	484/65	6.90	6.10	9.53	1.65		11.18	24.00	Pass
HE80	MCS0	2	055	6225	Full	10.00	9.30	12.67	1.65		14.32	24.00	Pass
HE80	MCS0	2	055	6225	484/65	6.30	6.10	9.21	1.65		10.86	24.00	Pass
HE80	MCS0	2	087	6385	Full	9.70	8.50	12.15	1.65		13.80	24.00	Pass
HE80	MCS0	2	087	6385	484/66	6.80	5.40	9.17	1.65		10.82	24.00	Pass
HE160	MCS0	2	015	6025	Full	11.10	10.80	13.96	1.65		15.61	24.00	Pass
HE160	MCS0	2	015	6025	996/67	8.70	8.30	11.51	1.65		13.16	24.00	Pass
HE160	MCS0	2	047	6185	Full	11.10	10.40	13.77	1.65		15.42	24.00	Pass
HE160	MCS0	2	047	6185	996/67	8.40	8.10	11.26	1.65		12.91	24.00	Pass
HE160	MCS0	2	079	6345	Full	11.30	10.30	13.84	1.65		15.49	24.00	Pass
HE160	MCS0	2	079	6345	996/S67	8.30	7.20	10.80	1.65		12.45	24.00	Pass

TEST RESULTS DATA
EIRP Power Table

U-NII-6 MIMO													
Mod.	Data Rate	NTX	CH.	Freq. (MHz)	RU Config.	Conducted Power (dBm)			DG (dBi)		EIRP Power (dBm)	EIRP Power Limit (dBm)	Pass /Fail
						Ant 9	Ant 8	SUM	Ant 9	Ant 8	SUM		
HE20	MCS0	2	097	6435	Full	3.80	3.70	6.76	1.03		7.79	24.00	Pass
HE20	MCS0	2	097	6435	26/0	-4.90	-4.90	-1.89	1.03		-0.86	24.00	Pass
HE20	MCS0	2	097	6435	52/37	-2.70	-2.00	0.67	1.03		1.70	24.00	Pass
HE20	MCS0	2	097	6435	106/53	0.70	0.60	3.66	1.03		4.69	24.00	Pass
HE20	MCS0	2	105	6475	Full	4.30	4.30	7.31	1.03		8.34	24.00	Pass
HE20	MCS0	2	105	6475	26/4	-4.80	-4.90	-1.84	1.03		-0.81	24.00	Pass
HE20	MCS0	2	105	6475	52/38	-2.70	-2.50	0.41	1.03		1.44	24.00	Pass
HE20	MCS0	2	105	6475	106/53	0.60	0.30	3.46	1.03		4.49	24.00	Pass
HE20	MCS0	2	113	6515	Full	4.00	3.80	6.91	1.03		7.94	24.00	Pass
HE20	MCS0	2	113	6515	26/8	-5.80	-5.30	-2.53	1.03		-1.50	24.00	Pass
HE20	MCS0	2	113	6515	52/40	-2.60	-2.20	0.61	1.03		1.64	24.00	Pass
HE20	MCS0	2	113	6515	106/54	1.00	0.80	3.91	1.03		4.94	24.00	Pass
HE40	MCS0	2	099	6445	Full	7.00	6.60	9.81	1.03		10.84	24.00	Pass
HE40	MCS0	2	099	6445	242/61	3.80	3.60	6.71	1.03		7.74	24.00	Pass
HE40	MCS0	2	107	6485	Full	7.10	6.70	9.91	1.03		10.94	24.00	Pass
HE40	MCS0	2	107	6485	242/62	4.00	3.90	6.96	1.03		7.99	24.00	Pass
HE80	MCS0	2	103	6465	Full	9.80	9.30	12.57	1.03		13.60	24.00	Pass
HE80	MCS0	2	103	6465	484/65	9.80	6.50	11.47	1.03		12.50	24.00	Pass

U-NII-6 straddle channel MIMO													
Mod.	Data Rate	NTX	CH.	Freq. (MHz)	RU Config.	Conducted Power (dBm)			DG (dBi)		EIRP Power (dBm)	EIRP Power Limit (dBm)	Pass /Fail
						Ant 9	Ant 8	SUM	Ant 9	Ant 8	SUM		
HE40	MCS0	2	115	6525	Full	7.00	6.70	9.86	1.03		10.89	24.00	Pass
HE40	MCS0	2	115	6525	242/62	4.10	4.30	7.21	1.03		8.24	24.00	Pass
HE80	MCS0	2	119	6545	Full	10.00	9.60	12.81	1.03		13.84	24.00	Pass
HE80	MCS0	2	119	6545	484/65	10.10	6.40	11.64	1.03		12.67	24.00	Pass
HE160	MCS0	2	111	6505	Full	10.30	10.20	13.26	1.03		14.29	24.00	Pass
HE160	MCS0	2	111	6505	996/67	8.40	7.80	11.12	1.03		12.15	24.00	Pass
HE160	MCS0	2	111	6505	996/67	6.90	6.80	9.86	1.03		10.89	24.00	Pass

TEST RESULTS DATA
EIRP Power Table

U-NII-7 MIMO													
Mod.	Data Rate	NTX	CH.	Freq. (MHz)	RU Config.	Conducted Power (dBm)			DG (dBi)		EIRP Power (dBm)	EIRP Power Limit (dBm)	Pass /Fail
						Ant 9	Ant 8	SUM	Ant 9	Ant 8			
HE20	MCS0	2	117	6535	Full	4.20	4.20	7.21	0.73	0.73	7.94	24.00	Pass
HE20	MCS0	2	117	6535	26/0	-4.90	-5.20	-2.04	0.73	0.73	-1.31	24.00	Pass
HE20	MCS0	2	117	6535	52/37	-2.10	-2.10	0.91	0.73	0.73	1.64	24.00	Pass
HE20	MCS0	2	117	6535	106/53	1.10	1.10	4.11	0.73	0.73	4.84	24.00	Pass
HE20	MCS0	2	149	6695	Full	4.50	4.20	7.36	0.73	0.73	8.09	24.00	Pass
HE20	MCS0	2	149	6695	26/4	-3.70	-4.30	-0.98	0.73	0.73	-0.25	24.00	Pass
HE20	MCS0	2	149	6695	52/38	-1.70	-2.10	1.11	0.73	0.73	1.84	24.00	Pass
HE20	MCS0	2	149	6695	106/53	1.50	1.30	4.41	0.73	0.73	5.14	24.00	Pass
HE20	MCS0	2	181	6855	Full	5.00	4.10	7.58	0.73	0.73	8.31	24.00	Pass
HE20	MCS0	2	181	6855	26/8	-4.60	-5.00	-1.79	0.73	0.73	-1.06	24.00	Pass
HE20	MCS0	2	181	6855	52/40	-2.20	-2.70	0.57	0.73	0.73	1.30	24.00	Pass
HE20	MCS0	2	181	6855	106/54	1.00	0.50	3.77	0.73	0.73	4.50	24.00	Pass
HE40	MCS0	2	123	6565	Full	7.50	7.20	10.36	0.73	0.73	11.09	24.00	Pass
HE40	MCS0	2	123	6565	242/61	4.10	3.80	6.96	0.73	0.73	7.69	24.00	Pass
HE40	MCS0	2	147	6685	Full	7.20	6.80	10.01	0.73	0.73	10.74	24.00	Pass
HE40	MCS0	2	147	6685	242/61	3.80	3.90	6.86	0.73	0.73	7.59	24.00	Pass
HE40	MCS0	2	179	6845	Full	7.60	7.00	10.32	0.73	0.73	11.05	24.00	Pass
HE40	MCS0	2	179	6845	242/62	5.00	4.30	7.67	0.73	0.73	8.40	24.00	Pass
HE80	MCS0	2	135	6625	Full	9.40	8.90	12.17	0.73	0.73	12.90	24.00	Pass
HE80	MCS0	2	135	6625	484/65	6.60	6.00	9.32	0.73	0.73	10.05	24.00	Pass
HE80	MCS0	2	151	6705	Full	9.50	9.20	12.36	0.73	0.73	13.09	24.00	Pass
HE80	MCS0	2	151	6705	484/65	6.60	5.90	9.27	0.73	0.73	10.00	24.00	Pass
HE80	MCS0	2	167	6785	Full	10.10	9.10	12.64	0.73	0.73	13.37	24.00	Pass
HE80	MCS0	2	167	6785	484/66	7.50	6.40	10.00	0.73	0.73	10.73	24.00	Pass
HE160	MCS0	2	143	6665	Full	9.30	9.20	12.26	0.73	0.73	12.99	24.00	Pass
HE160	MCS0	2	143	6665	996/67	7.10	6.60	9.87	0.73	0.73	10.60	24.00	Pass

U-NII-7 straddle channel MIMO													
Mod.	Data Rate	NTX	CH.	Freq. (MHz)	RU Config.	Conducted Power (dBm)			DG (dBi)		EIRP Power (dBm)	EIRP Power Limit (dBm)	Pass /Fail
						Ant 9	Ant 8	SUM	Ant 9	Ant 8			
HE20	MCS0	2	185	6875	Full	5.20	4.30	7.78	0.73	0.73	8.51	24.00	Pass
HE20	MCS0	2	185	6875	26/8	-5.00	-5.30	-2.14	0.73	0.73	-1.41	24.00	Pass
HE20	MCS0	2	185	6875	52/40	-2.20	-2.50	0.66	0.73	0.73	1.39	24.00	Pass
HE20	MCS0	2	185	6875	106/54	1.10	0.80	3.96	0.73	0.73	4.69	24.00	Pass
HE40	MCS0	2	187	6885	Full	8.10	7.40	10.77	0.73	0.73	11.50	24.00	Pass
HE40	MCS0	2	187	6885	242/62	5.00	4.30	7.67	0.73	0.73	8.40	24.00	Pass
HE80	MCS0	2	183	6865	Full	9.60	9.00	12.32	0.73	0.73	13.05	24.00	Pass
HE80	MCS0	2	183	6865	484/66	7.00	6.20	9.63	0.73	0.73	10.36	24.00	Pass
HE160	MCS0	2	175	6825	Full	9.20	9.10	12.16	0.73	0.73	12.89	24.00	Pass
HE160	MCS0	2	175	6825	996/67	7.70	6.70	10.24	0.73	0.73	10.97	24.00	Pass
HE160	MCS0	2	175	6825	996/S67	6.80	9.10	11.11	0.73	0.73	11.84	24.00	Pass

TEST RESULTS DATA
EIRP Power Table

U-NII-8 MIMO													
Mod.	Data Rate	NTX	CH.	Freq. (MHz)	RU Config.	Conducted Power (dBm)			DG (dBi)		EIRP Power (dBm)	EIRP Power Limit (dBm)	Pass /Fail
						Ant 9	Ant 8	SUM	Ant 9	Ant 8	SUM		
HE20	MCS0	2	189	6895	Full	5.60	4.60	8.14	0.50		8.64	24.00	Pass
HE20	MCS0	2	189	6895	26/0	-4.70	-2.40	-0.39	0.50		0.11	24.00	Pass
HE20	MCS0	2	189	6895	52/37	-1.60	-2.10	1.17	0.50		1.67	24.00	Pass
HE20	MCS0	2	189	6895	106/53	1.40	1.20	4.31	0.50		4.81	24.00	Pass
HE20	MCS0	2	209	6995	Full	5.10	4.60	7.87	0.50		8.37	24.00	Pass
HE20	MCS0	2	209	6995	26/4	-4.00	-4.00	-0.99	0.50		-0.49	24.00	Pass
HE20	MCS0	2	209	6995	52/38	-2.40	-2.00	0.81	0.50		1.31	24.00	Pass
HE20	MCS0	2	209	6995	106/53	1.50	1.30	4.41	0.50		4.91	24.00	Pass
HE20	MCS0	2	233	7115	Full	-9.20	-9.40	-6.29	0.50		-5.79	24.00	Pass
HE20	MCS0	2	233	7115	26/8	-19.10	-19.00	-16.04	0.50		-15.54	24.00	Pass
HE20	MCS0	2	233	7115	52/40	-16.30	-16.20	-13.24	0.50		-12.74	24.00	Pass
HE20	MCS0	2	233	7115	106/54	-12.90	-13.30	-10.09	0.50		-9.59	24.00	Pass
HE40	MCS0	2	195	6925	Full	7.60	7.40	10.51	0.50		11.01	24.00	Pass
HE40	MCS0	2	195	6925	242/61	4.80	4.40	7.61	0.50		8.11	24.00	Pass
HE40	MCS0	2	211	7005	Full	7.50	7.10	10.31	0.50		10.81	24.00	Pass
HE40	MCS0	2	211	7005	242/62	5.80	5.20	8.52	0.50		9.02	24.00	Pass
HE40	MCS0	2	227	7085	Full	8.40	8.00	11.21	0.50		11.71	24.00	Pass
HE40	MCS0	2	227	7085	242/62	5.60	5.00	8.32	0.50		8.82	24.00	Pass
HE80	MCS0	2	199	6945	Full	9.20	8.80	12.01	0.50		12.51	24.00	Pass
HE80	MCS0	2	199	6945	484/65	6.60	5.80	9.23	0.50		9.73	24.00	Pass
HE80	MCS0	2	215	7025	Full	9.10	9.00	12.06	0.50		12.56	24.00	Pass
HE80	MCS0	2	215	7025	484/66	6.90	6.60	9.76	0.50		10.26	24.00	Pass
HE160	MCS0	2	207	6985	Full	9.20	9.20	12.21	0.50		12.71	24.00	Pass
HE160	MCS0	2	207	6985	996/67	7.10	6.60	9.87	0.50		10.37	24.00	Pass
HE160	MCS0	2	207	6985	996/S67	6.80	6.20	9.52	0.50		10.02	24.00	Pass

<Standard Client>

TEST RESULTS DATA
26dB and 99% OBW

U-NII-5 MIMO										
Mod.	Data Rate	NTX	CH.	Freq. (MHz)	99% Bandwidth (MHz)		26 dB Bandwidth (MHz)		Emission Bandwidth Limit (MHz)	Pass /Fail
					Ant 9	Ant 8	Ant 9	Ant 8		
11a	6Mbps	2	001	5955	16.38	16.43	19.40	19.90	320.00	Pass
11a	6Mbps	2	049	6195	16.43	16.58	19.20	19.45	320.00	Pass
11a	6Mbps	2	093	6415	16.48	16.83	20.20	30.90	320.00	Pass

TEST RESULTS DATA
EIRP Power Table

U-NII-5 MIMO												
Mod.	Data Rate	NTX	CH.	Freq. (MHz)	Conducted Power (dBm)			DG (dBi)		EIRP Power (dBm)	EIRP Power Limit (dBm)	Pass /Fail
					Ant 9	Ant 8	SUM	Ant 9	Ant 8			
11a	6Mbps	2	001	5955	14.70	14.10	17.42	1.65		19.07	30.00	Pass
11a	6Mbps	2	049	6195	14.70	13.90	17.33	1.65		18.98	30.00	Pass
11a	6Mbps	2	093	6415	14.50	14.10	17.31	1.65		18.96	30.00	Pass
HT20	MCS0	2	001	5955	10.90	10.40	13.67	1.65		15.32	30.00	Pass
HT20	MCS0	2	049	6195	10.70	9.80	13.28	1.65		14.93	30.00	Pass
HT20	MCS0	2	093	6415	10.80	10.00	13.43	1.65		15.08	30.00	Pass
HT40	MCS0	2	003	5965	10.90	10.40	13.67	1.65		15.32	30.00	Pass
HT40	MCS0	2	051	6205	10.60	9.60	13.14	1.65		14.79	30.00	Pass
HT40	MCS0	2	091	6405	10.90	10.20	13.57	1.65		15.22	30.00	Pass
VHT20	MCS0	2	001	5955	11.00	10.50	13.77	1.65		15.42	30.00	Pass
VHT20	MCS0	2	049	6195	10.80	9.90	13.38	1.65		15.03	30.00	Pass
VHT20	MCS0	2	093	6415	10.90	10.10	13.53	1.65		15.18	30.00	Pass
VHT40	MCS0	2	003	5965	11.00	10.50	13.77	1.65		15.42	30.00	Pass
VHT40	MCS0	2	051	6205	10.70	9.70	13.24	1.65		14.89	30.00	Pass
VHT40	MCS0	2	091	6405	11.00	10.30	13.67	1.65		15.32	30.00	Pass
VHT80	MCS0	2	007	5985	11.00	10.50	13.77	1.65		15.42	30.00	Pass
VHT80	MCS0	2	055	6225	11.10	10.50	13.82	1.65		15.47	30.00	Pass
VHT80	MCS0	2	087	6385	11.10	9.60	13.42	1.65		15.07	30.00	Pass
VHT160	MCS0	2	015	6025	11.10	10.60	13.87	1.65		15.52	30.00	Pass
VHT160	MCS0	2	047	6185	11.10	10.30	13.73	1.65		15.38	30.00	Pass
VHT160	MCS0	2	079	6345	11.20	10.20	13.74	1.65		15.39	30.00	Pass

TEST RESULTS DATA
EIRP Power Spectral Density

U-NII-5 MIMO														
Mod.	Data Rate	NTX	CH.	Freq. (MHz)	Duty Factor (dB)		Conducted Power Density with Duty Factor (dBm/MHz)			DG (dBi)		EIRP Power Density (dBm/MHz)	EIRP Power Density Limit (dBm/MHz)	Pass /Fail
					Ant 9	Ant 8	Ant 9	Ant 8	SUM	Ant 9	Ant 8	SUM		
11a	6Mbps	2	001	5955	0.00	0.00			5.43		4.35	9.78	17.00	Pass
11a	6Mbps	2	049	6195	0.00	0.00			5.09		4.35	9.44	17.00	Pass
11a	6Mbps	2	093	6415	0.00	0.00			4.96		4.35	9.31	17.00	Pass

TEST RESULTS DATA
26dB and 99% OBW

U-NII-7 MIMO										
Mod.	Data Rate	NTX	CH.	Freq. (MHz)	99% Bandwidth (MHz)		26 dB Bandwidth (MHz)		Emission Bandwidth Limit (MHz)	Pass /Fail
					Ant 9	Ant 8	Ant 9	Ant 8		
11a	6Mbps	2	117	6535	16.48	16.43	19.55	19.95	320.00	Pass
11a	6Mbps	2	149	6695	16.48	16.43	19.70	19.40	320.00	Pass
11a	6Mbps	2	181	6855	16.43	16.43	19.50	19.30	320.00	Pass

U-NII-7 straddle channel MIMO										
Mod.	Data Rate	NTX	CH.	Freq. (MHz)	99% Bandwidth (MHz)		26 dB Bandwidth (MHz)		Emission Bandwidth Limit (MHz)	Pass /Fail
					Ant 9	Ant 8	Ant 9	Ant 8		
11a	6Mbps	2	185	6875	16.48	16.38	19.45	19.50	320.00	Pass

TEST RESULTS DATA
EIRP Power Table

U-NII-7 MIMO												
Mod.	Data Rate	NTX	CH.	Freq. (MHz)	Conducted Power (dBm)			DG (dBi)		EIRP Power (dBm)	EIRP Power Limit (dBm)	Pass /Fail
					Ant 9	Ant 8	SUM	Ant 9	Ant 8			
11a	6Mbps	2	117	6535	12.40	12.30	15.36	0.73		16.09	30.00	Pass
11a	6Mbps	2	149	6695	12.60	12.40	15.51	0.73		16.24	30.00	Pass
11a	6Mbps	2	181	6855	12.90	12.00	15.48	0.73		16.21	30.00	Pass
HT20	MCS0	2	117	6535	9.10	8.80	11.96	0.73		12.69	30.00	Pass
HT20	MCS0	2	149	6695	9.30	9.10	12.21	0.73		12.94	30.00	Pass
HT20	MCS0	2	181	6855	9.50	8.50	12.04	0.73		12.77	30.00	Pass
HT40	MCS0	2	123	6565	9.20	8.70	11.97	0.73		12.70	30.00	Pass
HT40	MCS0	2	147	6685	9.50	9.00	12.27	0.73		13.00	30.00	Pass
HT40	MCS0	2	179	6845	9.60	8.60	12.14	0.73		12.87	30.00	Pass
VHT20	MCS0	2	117	6535	9.20	8.90	12.06	0.73		12.79	30.00	Pass
VHT20	MCS0	2	149	6695	9.40	9.20	12.31	0.73		13.04	30.00	Pass
VHT20	MCS0	2	181	6855	9.60	8.60	12.14	0.73		12.87	30.00	Pass
VHT40	MCS0	2	123	6565	9.30	8.80	12.07	0.73		12.80	30.00	Pass
VHT40	MCS0	2	147	6685	9.60	9.10	12.37	0.73		13.10	30.00	Pass
VHT40	MCS0	2	179	6845	9.70	8.70	12.24	0.73		12.97	30.00	Pass
VHT80	MCS0	2	135	6625	9.30	8.80	12.07	0.73		12.80	30.00	Pass
VHT80	MCS0	2	151	6705	9.40	9.20	12.31	0.73		13.04	30.00	Pass
VHT80	MCS0	2	167	6785	10.00	9.10	12.58	0.73		13.31	30.00	Pass
VHT160	MCS0	2	143	6665	9.50	9.40	12.46	0.73		13.19	30.00	Pass

U-NII-7 straddle channel MIMO												
Mod.	Data Rate	NTX	CH.	Freq. (MHz)	Conducted Power (dBm)			DG (dBi)		EIRP Power (dBm)	EIRP Power Limit (dBm)	Pass /Fail
					Ant 9	Ant 8	SUM	Ant 9	Ant 8			
11a	6Mbps	2	185	6875	10.80	10.20	13.52	0.73		14.25	30.00	Pass
HT20	MCS0	2	185	6875	9.50	8.80	12.17	0.73		12.90	30.00	Pass
HT40	MCS0	2	187	6885	9.60	9.10	12.37	0.73		13.10	30.00	Pass
VHT20	MCS0	2	185	6875	9.60	8.90	12.27	0.73		13.00	30.00	Pass
VHT40	MCS0	2	187	6885	9.70	9.20	12.47	0.73		13.20	30.00	Pass
VHT80	MCS0	2	183	6865	9.50	9.10	12.31	0.73		13.04	30.00	Pass
VHT160	MCS0	2	175	6825	9.80	9.00	12.43	0.73		13.16	30.00	Pass

TEST RESULTS DATA
EIRP Power Spectral Density

U-NII-7 MIMO														
Mod.	Data Rate	NTX	CH.	Freq. (MHz)	Duty Factor (dB)		Conducted Power Density with Duty Factor (dBm/MHz)			DG (dBi)		EIRP Power Density (dBm/MHz)	EIRP Power Density Limit (dBm/MHz)	Pass /Fail
					Ant 9	Ant 8	Ant 9	Ant 8	SUM	Ant 9	Ant 8			
11a	6Mbps	2	117	6535	0.00	0.00			4.09	0.73	4.82	17.00	Pass	
11a	6Mbps	2	149	6695	0.00	0.00			3.91	0.73	4.64	17.00	Pass	
11a	6Mbps	2	181	6855	0.00	0.00			3.66	0.73	4.39	17.00	Pass	

FCC U-NII-7 straddle channel MIMO														
Mod.	Data Rate	NTX	CH.	Freq. (MHz)	Duty Factor (dB)		Conducted Power Density with Duty Factor (dBm/MHz)			DG (dBi)		EIRP Power Density (dBm/MHz)	EIRP Power Density Limit (dBm/MHz)	Pass /Fail
					Ant 9	Ant 8	Ant 9	Ant 8	SUM	Ant 9	Ant 8			
11a	6Mbps	2	185	6875	0.00	0.00			1.09	0.73	1.82	17.00	Pass	

TEST RESULTS DATA
EIRP Power Table

U-NII-5 MIMO													
Mod.	Data Rate	NTX	CH.	Freq. (MHz)	RU Config.	Conducted Power (dBm)			DG (dBi)		EIRP Power (dBm)	EIRP Power Limit (dBm)	Pass /Fail
						Ant 9	Ant 8	SUM	Ant 9	Ant 8	SUM		
HE20	MCS0	2	001	5955	Full	11.10	10.60	13.87	1.65		15.52	30.00	Pass
HE20	MCS0	2	001	5955	26/0	1.60	0.90	4.27	1.65		5.92	30.00	Pass
HE20	MCS0	2	001	5955	52/37	4.20	3.90	7.06	1.65		8.71	30.00	Pass
HE20	MCS0	2	001	5955	106/53	7.10	6.60	9.87	1.65		11.52	30.00	Pass
HE20	MCS0	2	049	6195	Full	10.90	10.00	13.48	1.65		15.13	30.00	Pass
HE20	MCS0	2	049	6195	26/4	2.00	1.00	4.54	1.65		6.19	30.00	Pass
HE20	MCS0	2	049	6195	52/38	4.10	4.00	7.06	1.65		8.71	30.00	Pass
HE20	MCS0	2	049	6195	106/53	7.00	6.10	9.58	1.65		11.23	30.00	Pass
HE20	MCS0	2	093	6415	Full	11.00	10.20	13.63	1.65		15.28	30.00	Pass
HE20	MCS0	2	093	6415	26/8	0.30	0.80	3.57	1.65		5.22	30.00	Pass
HE20	MCS0	2	093	6415	52/40	3.30	3.80	6.57	1.65		8.22	30.00	Pass
HE20	MCS0	2	093	6415	106/54	6.90	6.00	9.48	1.65		11.13	30.00	Pass
HE40	MCS0	2	003	5965	Full	11.10	10.60	13.87	1.65		15.52	30.00	Pass
HE40	MCS0	2	003	5965	242/61	8.50	7.90	11.22	1.65		12.87	30.00	Pass
HE40	MCS0	2	051	6205	Full	10.80	9.80	13.34	1.65		14.99	30.00	Pass
HE40	MCS0	2	051	6205	242/61	7.90	7.20	10.57	1.65		12.22	30.00	Pass
HE40	MCS0	2	091	6405	Full	11.10	10.40	13.77	1.65		15.42	30.00	Pass
HE40	MCS0	2	091	6405	242/62	8.40	7.60	11.03	1.65		12.68	30.00	Pass
HE80	MCS0	2	007	5985	Full	11.10	10.60	13.87	1.65		15.52	30.00	Pass
HE80	MCS0	2	007	5985	484/65	8.30	7.60	10.97	1.65		12.62	30.00	Pass
HE80	MCS0	2	055	6225	Full	11.20	10.60	13.92	1.65		15.57	30.00	Pass
HE80	MCS0	2	055	6225	484/65	8.10	7.60	10.87	1.65		12.52	30.00	Pass
HE80	MCS0	2	087	6385	Full	11.20	9.70	13.52	1.65		15.17	30.00	Pass
HE80	MCS0	2	087	6385	484/66	8.00	6.60	10.37	1.65		12.02	30.00	Pass
HE160	MCS0	2	015	6025	Full	11.20	10.70	13.97	1.65		15.62	30.00	Pass
HE160	MCS0	2	015	6025	996/67	8.60	8.10	11.37	1.65		13.02	30.00	Pass
HE160	MCS0	2	047	6185	Full	11.20	10.40	13.83	1.65		15.48	30.00	Pass
HE160	MCS0	2	047	6185	996/67	8.10	7.60	10.87	1.65		12.52	30.00	Pass
HE160	MCS0	2	079	6345	Full	11.30	10.30	13.84	1.65		15.49	30.00	Pass
HE160	MCS0	2	079	6345	996/S67	8.20	7.20	10.74	1.65		12.39	30.00	Pass

TEST RESULTS DATA
EIRP Power Table

U-NII-7 MIMO													
Mod.	Data Rate	NTX	CH.	Freq. (MHz)	RU Config.	Conducted Power (dBm)			DG (dBi)		EIRP Power (dBm)	EIRP Power Limit (dBm)	Pass /Fail
						Ant 9	Ant 8	SUM	Ant 9	Ant 8			
HE20	MCS0	2	117	6535	Full	9.30	9.00	12.16	0.73		12.89	30.00	Pass
HE20	MCS0	2	117	6535	26/0	-0.40	-0.40	2.61	0.73		3.34	30.00	Pass
HE20	MCS0	2	117	6535	52/37	2.70	2.50	5.61	0.73		6.34	30.00	Pass
HE20	MCS0	2	117	6535	106/53	5.50	5.40	8.46	0.73		9.19	30.00	Pass
HE20	MCS0	2	149	6695	Full	9.50	9.30	12.41	0.73		13.14	30.00	Pass
HE20	MCS0	2	149	6695	26/4	0.50	1.00	3.77	0.73		4.50	30.00	Pass
HE20	MCS0	2	149	6695	52/38	2.50	2.60	5.56	0.73		6.29	30.00	Pass
HE20	MCS0	2	149	6695	106/53	6.00	5.70	8.86	0.73		9.59	30.00	Pass
HE20	MCS0	2	181	6855	Full	9.70	8.70	12.24	0.73		12.97	30.00	Pass
HE20	MCS0	2	181	6855	26/8	-0.30	-0.60	2.56	0.73		3.29	30.00	Pass
HE20	MCS0	2	181	6855	52/40	2.80	2.50	5.66	0.73		6.39	30.00	Pass
HE20	MCS0	2	181	6855	106/54	6.00	5.30	8.67	0.73		9.40	30.00	Pass
HE40	MCS0	2	123	6565	Full	9.40	8.90	12.17	0.73		12.90	30.00	Pass
HE40	MCS0	2	123	6565	242/61	6.30	5.60	8.97	0.73		9.70	30.00	Pass
HE40	MCS0	2	147	6685	Full	9.70	9.20	12.47	0.73		13.20	30.00	Pass
HE40	MCS0	2	147	6685	242/61	6.90	6.50	9.71	0.73		10.44	30.00	Pass
HE40	MCS0	2	179	6845	Full	9.80	8.80	12.34	0.73		13.07	30.00	Pass
HE40	MCS0	2	179	6845	242/62	6.70	5.80	9.28	0.73		10.01	30.00	Pass
HE80	MCS0	2	135	6625	Full	9.40	8.90	12.17	0.73		12.90	30.00	Pass
HE80	MCS0	2	135	6625	484/65	6.90	6.30	9.62	0.73		10.35	30.00	Pass
HE80	MCS0	2	151	6705	Full	9.50	9.30	12.41	0.73		13.14	30.00	Pass
HE80	MCS0	2	151	6705	484/65	7.10	6.30	9.73	0.73		10.46	30.00	Pass
HE80	MCS0	2	167	6785	Full	10.10	9.20	12.68	0.73		13.41	30.00	Pass
HE80	MCS0	2	167	6785	484/66	7.50	6.70	10.13	0.73		10.86	30.00	Pass
HE160	MCS0	2	143	6665	Full	9.60	9.50	12.56	0.73		13.29	30.00	Pass
HE160	MCS0	2	143	6665	996/67	6.80	6.60	9.71	0.73		10.44	30.00	Pass

U-NII-7 straddle channel MIMO													
Mod.	Data Rate	NTX	CH.	Freq. (MHz)	RU Config.	Conducted Power (dBm)			DG (dBi)		EIRP Power (dBm)	EIRP Power Limit (dBm)	Pass /Fail
						Ant 9	Ant 8	SUM	Ant 9	Ant 8			
HE20	MCS0	2	185	6875	Full	9.70	9.00	12.37	0.73		13.10	30.00	Pass
HE20	MCS0	2	185	6875	26/8	-0.30	-0.40	2.66	0.73		3.39	30.00	Pass
HE20	MCS0	2	185	6875	52/40	2.70	2.50	5.61	0.73		6.34	30.00	Pass
HE20	MCS0	2	185	6875	106/54	6.10	5.50	8.82	0.73		9.55	30.00	Pass
HE40	MCS0	2	187	6885	Full	9.80	9.30	12.57	0.73		13.30	30.00	Pass
HE40	MCS0	2	187	6885	242/62	6.70	6.20	9.47	0.73		10.20	30.00	Pass
HE80	MCS0	2	183	6865	Full	9.60	9.20	12.41	0.73		13.14	30.00	Pass
HE80	MCS0	2	183	6865	484/66	6.60	6.20	9.41	0.73		10.14	30.00	Pass
HE160	MCS0	2	175	6825	Full	9.90	9.10	12.53	0.73		13.26	30.00	Pass
HE160	MCS0	2	175	6825	996/67	7.50	6.50	10.04	0.73		10.77	30.00	Pass
HE160	MCS0	2	175	6825	996/S67	7.30	6.40	9.88	0.73		10.61	30.00	Pass

<TXBF Mode>
<Indoor Client>

TEST RESULTS DATA
EIRP Power Table

U-NII-5 MIMO												
Mod.	Data Rate	NTX	CH.	Freq. (MHz)	Conducted Power (dBm)			DG (dBi)		EIRP Power (dBm)	EIRP Power Limit (dBm)	Pass /Fail
					Ant 9	Ant 8	SUM	Ant 9	Ant 8			
HT20	MCS0	2	049	6195	2.90	1.90	5.44	4.35		9.79	24.00	Pass
HT20	MCS0	2	093	6415	2.00	2.80	5.43	4.35		9.78	24.00	Pass
HT40	MCS0	2	051	6205	5.50	5.70	8.61	4.35		12.96	24.00	Pass
HT40	MCS0	2	091	6405	5.80	6.30	9.07	4.35		13.42	24.00	Pass
VHT20	MCS0	2	049	6195	3.00	2.00	5.54	4.35		9.89	24.00	Pass
VHT20	MCS0	2	093	6415	2.10	2.90	5.53	4.35		9.88	24.00	Pass
VHT40	MCS0	2	051	6205	5.60	5.80	8.71	4.35		13.06	24.00	Pass
VHT40	MCS0	2	091	6405	5.90	6.40	9.17	4.35		13.52	24.00	Pass
VHT80	MCS0	2	055	6225	9.00	9.60	12.32	4.35		16.67	24.00	Pass
VHT80	MCS0	2	087	6385	8.40	9.10	11.77	4.35		16.13	24.00	Pass
VHT160	MCS0	2	047	6185	10.70	11.00	13.86	4.35		18.21	24.00	Pass
VHT160	MCS0	2	079	6345	10.60	11.10	13.87	4.35		18.22	24.00	Pass

TEST RESULTS DATA
EIRP Power Table

U-NII-6 MIMO												
Mod.	Data Rate	NTX	CH.	Freq. (MHz)	Conducted Power (dBm)			DG (dBi)		EIRP Power (dBm)	EIRP Power Limit (dBm)	Pass /Fail
					Ant 9	Ant 8	SUM	Ant 9	Ant 8			
HT20	MCS0	2	097	6435	2.10	3.00	5.58	4.04		9.62	24.00	Pass
HT20	MCS0	2	105	6475	2.70	3.60	6.18	4.04		10.22	24.00	Pass
HT20	MCS0	2	113	6515	3.30	4.00	6.67	4.04		10.71	24.00	Pass
HT40	MCS0	2	099	6445	6.10	6.70	9.42	4.04		13.46	24.00	Pass
HT40	MCS0	2	107	6485	5.60	6.50	9.08	4.04		13.12	24.00	Pass
VHT20	MCS0	2	097	6435	2.20	3.10	5.68	4.04		9.72	24.00	Pass
VHT20	MCS0	2	105	6475	2.80	3.70	6.28	4.04		10.32	24.00	Pass
VHT20	MCS0	2	113	6515	3.40	4.10	6.77	4.04		10.81	24.00	Pass
VHT40	MCS0	2	099	6445	6.20	6.80	9.52	4.04		13.56	24.00	Pass
VHT40	MCS0	2	107	6485	5.70	6.60	9.18	4.04		13.22	24.00	Pass
VHT80	MCS0	2	103	6465	9.10	9.60	12.37	4.04		16.40	24.00	Pass

U-NII-6 straddle channel MIMO												
Mod.	Data Rate	NTX	CH.	Freq. (MHz)	Conducted Power (dBm)			DG (dBi)		EIRP Power (dBm)	EIRP Power Limit (dBm)	Pass /Fail
					Ant 9	Ant 8	SUM	Ant 9	Ant 8			
HT40	MCS0	2	115	6525	6.10	6.90	9.53	4.04		13.56	24.00	Pass
VHT40	MCS0	2	115	6525	6.20	7.00	9.63	4.04		13.66	24.00	Pass
VHT80	MCS0	2	119	6545	8.50	9.30	11.93	4.04		15.96	24.00	Pass
VHT160	MCS0	2	111	6505	9.60	9.80	12.71	4.04		16.75	24.00	Pass

TEST RESULTS DATA
EIRP Power Table

U-NII-7 MIMO												
Mod.	Data Rate	NTX	CH.	Freq. (MHz)	Conducted Power (dBm)			DG (dBi)		EIRP Power (dBm)	EIRP Power Limit (dBm)	Pass /Fail
					Ant 9	Ant 8	SUM	Ant 9	Ant 8			
HT20	MCS0	2	117	6535	2.80	3.70	6.28	3.67		9.95	24.00	Pass
HT20	MCS0	2	149	6695	4.30	3.30	6.84	3.67		10.51	24.00	Pass
HT20	MCS0	2	181	6855	3.50	3.10	6.31	3.67		9.99	24.00	Pass
HT40	MCS0	2	123	6565	6.40	6.60	9.51	3.67		13.18	24.00	Pass
HT40	MCS0	2	147	6685	6.50	6.70	9.61	3.67		13.28	24.00	Pass
HT40	MCS0	2	179	6845	7.00	6.70	9.86	3.67		13.53	24.00	Pass
VHT20	MCS0	2	117	6535	2.90	3.80	6.38	3.67		10.05	24.00	Pass
VHT20	MCS0	2	149	6695	4.40	3.40	6.94	3.67		10.61	24.00	Pass
VHT20	MCS0	2	181	6855	3.60	3.20	6.41	3.67		10.09	24.00	Pass
VHT40	MCS0	2	123	6565	6.50	6.70	9.61	3.67		13.28	24.00	Pass
VHT40	MCS0	2	147	6685	6.60	6.80	9.71	3.67		13.38	24.00	Pass
VHT40	MCS0	2	179	6845	7.10	6.80	9.96	3.67		13.63	24.00	Pass
VHT80	MCS0	2	135	6625	9.30	8.80	12.07	3.67		15.74	24.00	Pass
VHT80	MCS0	2	151	6705	9.70	9.40	12.56	3.67		16.23	24.00	Pass
VHT80	MCS0	2	167	6785	9.90	8.90	12.44	3.67		16.11	24.00	Pass
VHT160	MCS0	2	143	6665	9.20	9.00	12.11	3.67		15.78	24.00	Pass

U-NII-7 straddle channel MIMO												
Mod.	Data Rate	NTX	CH.	Freq. (MHz)	Conducted Power (dBm)			DG (dBi)		EIRP Power (dBm)	EIRP Power Limit (dBm)	Pass /Fail
					Ant 9	Ant 8	SUM	Ant 9	Ant 8			
HT20	MCS0	2	185	6875	4.00	3.60	6.81	3.67		10.49	24.00	Pass
HT40	MCS0	2	187	6885	7.30	7.10	10.21	3.67		13.88	24.00	Pass
VHT20	MCS0	2	185	6875	4.10	3.70	6.91	3.67		10.59	24.00	Pass
VHT40	MCS0	2	187	6885	7.40	7.20	10.31	3.67		13.98	24.00	Pass
VHT80	MCS0	2	183	6865	9.30	8.80	12.07	3.67		15.74	24.00	Pass

TEST RESULTS DATA
EIRP Power Table

U-NII-8 MIMO												
Mod.	Data Rate	NTX	CH.	Freq. (MHz)	Conducted Power (dBm)			DG (dBi)		EIRP Power (dBm)	EIRP Power Limit (dBm)	Pass /Fail
					Ant 9	Ant 8	SUM	Ant 9	Ant 8			
HT20	MCS0	2	189	6895	3.60	3.20	6.41	3.49		9.90	24.00	Pass
HT20	MCS0	2	209	6995	3.00	3.50	6.27	3.49		9.75	24.00	Pass
HT20	MCS0	2	233	7115	-9.20	-9.40	-6.29	3.49		-2.80	24.00	Pass
HT40	MCS0	2	195	6925	6.50	6.70	9.61	3.49		13.10	24.00	Pass
HT40	MCS0	2	211	7005	6.40	6.70	9.56	3.49		13.05	24.00	Pass
HT40	MCS0	2	227	7085	7.10	7.70	10.42	3.49		13.91	24.00	Pass
VHT20	MCS0	2	189	6895	3.70	3.30	6.51	3.49		10.00	24.00	Pass
VHT20	MCS0	2	209	6995	3.10	3.60	6.37	3.49		9.85	24.00	Pass
VHT20	MCS0	2	233	7115	-9.10	-9.30	-6.19	3.49		-2.70	24.00	Pass
VHT40	MCS0	2	195	6925	6.60	6.80	9.71	3.49		13.20	24.00	Pass
VHT40	MCS0	2	211	7005	6.50	6.80	9.66	3.49		13.15	24.00	Pass
VHT40	MCS0	2	227	7085	7.20	7.80	10.52	3.49		14.01	24.00	Pass
VHT80	MCS0	2	199	6945	8.70	8.50	11.61	3.49		15.10	24.00	Pass
VHT80	MCS0	2	215	7025	8.80	9.30	12.07	3.49		15.55	24.00	Pass
VHT160	MCS0	2	207	6985	8.50	8.90	11.71	3.49		15.20	24.00	Pass

TEST RESULTS DATA
EIRP Power Table

U-NII-5 MIMO													
Mod.	Data Rate	NTX	CH.	Freq. (MHz)	RU Config.	Conducted Power (dBm)			DG (dBi)		EIRP Power (dBm)	EIRP Power Limit (dBm)	Pass /Fail
						Ant 9	Ant 8	SUM	Ant 9	Ant 8	SUM		
HE20	MCS0	2	049	6195	Full	3.10	2.10	5.64	4.35		9.99	24.00	Pass
HE20	MCS0	2	093	6415	Full	2.20	3.00	5.63	4.35		9.98	24.00	Pass
HE40	MCS0	2	051	6205	Full	5.70	5.90	8.81	4.35		13.16	24.00	Pass
HE40	MCS0	2	091	6405	Full	6.00	6.50	9.27	4.35		13.62	24.00	Pass
HE80	MCS0	2	055	6225	Full	9.10	9.70	12.42	4.35		16.77	24.00	Pass
HE80	MCS0	2	087	6385	Full	8.50	9.20	11.87	4.35		16.23	24.00	Pass
HE160	MCS0	2	047	6185	Full	10.80	11.10	13.96	4.35		18.31	24.00	Pass
HE160	MCS0	2	079	6345	Full	10.70	11.20	13.97	4.35		18.32	24.00	Pass

TEST RESULTS DATA
EIRP Power Spectral Density

U-NII-5 MIMO													
Mod.	Data Rate	NTX	CH.	Freq. (MHz)	RU Config.	Conducted Power Density (dBm/MHz)			DG (dBi)		EIRP Power Density (dBm/MHz)	EIRP Power Density Limit (dBm/MHz)	Pass /Fail
						Ant 9	Ant 8	SUM	Ant 9	Ant 8	SUM		
HE20	MCS0	2	049	6195	Full			-5.74	4.35		-1.39	-1.00	Pass
HE20	MCS0	2	093	6415	Full			-5.85	4.35		-1.50	-1.00	Pass
HE40	MCS0	2	051	6205	Full			-5.99	4.35		-1.64	-1.00	Pass
HE40	MCS0	2	091	6405	Full			-5.49	4.35		-1.14	-1.00	Pass
HE80	MCS0	2	055	6225	Full			-5.93	4.35		-1.58	-1.00	Pass
HE80	MCS0	2	087	6385	Full			-5.57	4.35		-1.22	-1.00	Pass
HE160	MCS0	2	047	6185	Full			-5.55	4.35		-1.20	-1.00	Pass
HE160	MCS0	2	079	6345	Full			-5.68	4.35		-1.33	-1.00	Pass

TEST RESULTS DATA
EIRP Power Table

U-NII-6 MIMO													
Mod.	Data Rate	NTX	CH.	Freq. (MHz)	RU Config.	Conducted Power (dBm)			DG (dBi)		EIRP Power (dBm)	EIRP Power Limit (dBm)	Pass /Fail
						Ant 9	Ant 8	SUM	Ant 9	Ant 8	SUM		
HE20	MCS0	2	097	6435	Full	2.30	3.20	5.78	4.04		9.82	24.00	Pass
HE20	MCS0	2	105	6475	Full	2.90	3.80	6.38	4.04		10.42	24.00	Pass
HE20	MCS0	2	113	6515	Full	3.50	4.20	6.87	4.04		10.91	24.00	Pass
HE40	MCS0	2	099	6445	Full	6.30	6.90	9.62	4.04		13.66	24.00	Pass
HE40	MCS0	2	107	6485	Full	5.80	6.70	9.28	4.04		13.32	24.00	Pass
HE80	MCS0	2	103	6465	Full	9.20	9.70	12.47	4.04		16.50	24.00	Pass

U-NII-6 straddle channel MIMO													
Mod.	Data Rate	NTX	CH.	Freq. (MHz)	RU Config.	Conducted Power (dBm)			DG (dBi)		EIRP Power (dBm)	EIRP Power Limit (dBm)	Pass /Fail
						Ant 9	Ant 8	SUM	Ant 9	Ant 8	SUM		
HE40	MCS0	2	115	6525	Full	6.30	7.10	9.73	4.04		13.76	24.00	Pass
HE80	MCS0	2	119	6545	Full	8.60	9.40	12.03	4.04		16.06	24.00	Pass
HE160	MCS0	2	111	6505	Full	9.70	9.90	12.81	4.04		16.85	24.00	Pass

TEST RESULTS DATA
EIRP Power Spectral Density

U-NII-6 MIMO													
Mod.	Data Rate	NTX	CH.	Freq. (MHz)	RU Config.	Conducted Power Density (dBm/MHz)			DG (dBi)		EIRP Power Density (dBm/MHz)	EIRP Power Density Limit (dBm/MHz)	Pass /Fail
						Ant 9	Ant 8	SUM	Ant 9	Ant 8	SUM		
HE20	MCS0	2	097	6435	Full			-5.43	4.04		-1.40	-1.00	Pass
HE20	MCS0	2	105	6475	Full			-5.46	4.04		-1.42	-1.00	Pass
HE20	MCS0	2	113	6515	Full			-5.06	4.04		-1.02	-1.00	Pass
HE40	MCS0	2	099	6445	Full			-5.36	4.04		-1.32	-1.00	Pass
HE40	MCS0	2	107	6485	Full			-5.15	4.04		-1.11	-1.00	Pass
HE80	MCS0	2	103	6465	Full			-5.44	4.04		-1.41	-1.00	Pass

U-NII-6 straddle channel MIMO													
Mod.	Data Rate	NTX	CH.	Freq. (MHz)	RU Config.	Conducted Power Density (dBm/MHz)			DG (dBi)		EIRP Power Density (dBm/MHz)	EIRP Power Density Limit (dBm/MHz)	Pass /Fail
						Ant 9	Ant 8	SUM	Ant 9	Ant 8	SUM		
HE40	MCS0	2	115	6525	Full			-5.58	4.04		-1.55	-1.00	Pass
HE80	MCS0	2	119	6545	Full			-5.14	4.04		-1.10	-1.00	Pass
HE160	MCS0	2	111	6505	Full			-6.58	4.04		-2.55	-1.00	Pass

TEST RESULTS DATA
EIRP Power Table

U-NII-7 MIMO													
Mod.	Data Rate	NTX	CH.	Freq. (MHz)	RU Config.	Conducted Power (dBm)			DG (dBi)		EIRP Power (dBm)	EIRP Power Limit (dBm)	Pass /Fail
						Ant 9	Ant 8	SUM	Ant 9	Ant 8	SUM		
HE20	MCS0	2	117	6535	Full	3.00	3.90	6.48	3.67		10.15	24.00	Pass
HE20	MCS0	2	149	6695	Full	4.50	3.50	7.04	3.67		10.71	24.00	Pass
HE20	MCS0	2	181	6855	Full	3.70	3.30	6.51	3.67		10.19	24.00	Pass
HE40	MCS0	2	123	6565	Full	6.60	6.80	9.71	3.67		13.38	24.00	Pass
HE40	MCS0	2	147	6685	Full	6.70	6.90	9.81	3.67		13.48	24.00	Pass
HE40	MCS0	2	179	6845	Full	7.20	6.90	10.06	3.67		13.73	24.00	Pass
HE80	MCS0	2	135	6625	Full	9.40	8.90	12.17	3.67		15.84	24.00	Pass
HE80	MCS0	2	151	6705	Full	9.80	9.50	12.66	3.67		16.33	24.00	Pass
HE80	MCS0	2	167	6785	Full	10.00	9.00	12.54	3.67		16.21	24.00	Pass
HE160	MCS0	2	143	6665	Full	9.30	9.10	12.21	3.67		15.88	24.00	Pass

U-NII-7 straddle channel MIMO													
Mod.	Data Rate	NTX	CH.	Freq. (MHz)	RU Config.	Conducted Power (dBm)			DG (dBi)		EIRP Power (dBm)	EIRP Power Limit (dBm)	Pass /Fail
						Ant 9	Ant 8	SUM	Ant 9	Ant 8	SUM		
HE20	MCS0	2	185	6875	Full	4.20	3.80	7.01	3.67		10.69	24.00	Pass
HE40	MCS0	2	187	6885	Full	7.50	7.30	10.41	3.67		14.08	24.00	Pass
HE80	MCS0	2	183	6865	Full	9.40	8.90	12.17	3.67		15.84	24.00	Pass
HE160	MCS0	2	175	6825	Full	9.20	8.80	12.01	3.67		15.69	24.00	Pass

TEST RESULTS DATA
EIRP Power Spectral Density

U-NII-7 MIMO													
Mod.	Data Rate	NTX	CH.	Freq. (MHz)	RU Config.	Conducted Power Density (dBm/MHz)			DG (dBi)		EIRP Power Density (dBm/MHz)	EIRP Power Density Limit (dBm/MHz)	Pass /Fail
						Ant 9	Ant 8	SUM	Ant 9	Ant 8	SUM		
HE20	MCS0	2	117	6535	Full			-5.34		3.67	-1.67	-1.00	Pass
HE20	MCS0	2	149	6695	Full			-5.06		3.67	-1.39	-1.00	Pass
HE20	MCS0	2	181	6855	Full			-5.39		3.67	-1.72	-1.00	Pass
HE40	MCS0	2	123	6565	Full			-4.72		3.67	-1.05	-1.00	Pass
HE40	MCS0	2	147	6685	Full			-4.89		3.67	-1.22	-1.00	Pass
HE40	MCS0	2	179	6845	Full			-5.14		3.67	-1.47	-1.00	Pass
HE80	MCS0	2	135	6625	Full			-4.72		3.67	-1.04	-1.00	Pass
HE80	MCS0	2	151	6705	Full			-5.19		3.67	-1.52	-1.00	Pass
HE80	MCS0	2	167	6785	Full			-6.69		3.67	-3.02	-1.00	Pass
HE160	MCS0	2	143	6665	Full			-5.33		3.67	-1.66	-1.00	Pass

U-NII-7 straddle channel MIMO													
Mod.	Data Rate	NTX	CH.	Freq. (MHz)	RU Config.	Conducted Power Density (dBm/MHz)			DG (dBi)		EIRP Power Density (dBm/MHz)	EIRP Power Density Limit (dBm/MHz)	Pass /Fail
						Ant 9	Ant 8	SUM	Ant 9	Ant 8	SUM		
HE20	MCS0	2	185	6875	Full			-5.22		3.67	-1.55	-1.00	Pass
HE40	MCS0	2	187	6885	Full			-4.89		3.67	-1.22	-1.00	Pass
HE80	MCS0	2	183	6865	Full			-5.47		3.67	-1.79	-1.00	Pass
HE160	MCS0	2	175	6825	Full			-7.75		3.67	-4.08	-1.00	Pass

TEST RESULTS DATA
EIRP Power Table

U-NII-8 MIMO													
Mod.	Data Rate	NTX	CH.	Freq. (MHz)	RU Config.	Conducted Power (dBm)			DG (dBi)		EIRP Power (dBm)	EIRP Power Limit (dBm)	Pass /Fail
						Ant 9	Ant 8	SUM	Ant 9	Ant 8	SUM		
HE20	MCS0	2	189	6895	Full	3.80	3.40	6.61	3.49		10.10	24.00	Pass
HE20	MCS0	2	209	6995	Full	3.20	3.70	6.47	3.49		9.95	24.00	Pass
HE20	MCS0	2	233	7115	Full	-9.00	-9.20	-6.09	3.49		-2.60	24.00	Pass
HE40	MCS0	2	195	6925	Full	6.70	6.90	9.81	3.49		13.30	24.00	Pass
HE40	MCS0	2	211	7005	Full	6.60	6.90	9.76	3.49		13.25	24.00	Pass
HE40	MCS0	2	227	7085	Full	7.30	7.90	10.62	3.49		14.11	24.00	Pass
HE80	MCS0	2	199	6945	Full	8.80	8.60	11.71	3.49		15.20	24.00	Pass
HE80	MCS0	2	215	7025	Full	8.90	9.40	12.17	3.49		15.65	24.00	Pass
HE160	MCS0	2	207	6985	Full	8.60	9.00	11.81	3.49		15.30	24.00	Pass

TEST RESULTS DATA
EIRP Power Spectral Density

U-NII-8 MIMO													
Mod.	Data Rate	NTX	CH.	Freq. (MHz)	RU Config.	Conducted Power Density (dBm/MHz)			DG (dBi)		EIRP Power Density (dBm/MHz)	EIRP Power Density Limit (dBm/MHz)	Pass /Fail
						Ant 9	Ant 8	SUM	Ant 9	Ant 8	SUM		
HE20	MCS0	2	189	6895	Full			-5.27		3.49	-1.78	-1.00	Pass
HE20	MCS0	2	209	6995	Full			-5.00		3.49	-1.51	-1.00	Pass
HE20	MCS0	2	233	7115	Full			-17.47		3.49	-13.98	-1.00	Pass
HE40	MCS0	2	195	6925	Full			-5.13		3.49	-1.64	-1.00	Pass
HE40	MCS0	2	211	7005	Full			-5.39		3.49	-1.90	-1.00	Pass
HE40	MCS0	2	227	7085	Full			-5.26		3.49	-1.77	-1.00	Pass
HE80	MCS0	2	199	6945	Full			-6.26		3.49	-2.77	-1.00	Pass
HE80	MCS0	2	215	7025	Full			-5.57		3.49	-2.08	-1.00	Pass
HE160	MCS0	2	207	6985	Full			-8.10		3.49	-4.61	-1.00	Pass

<Standard Client>

TEST RESULTS DATA
EIRP Power Table

U-NII-5 MIMO												
Mod.	Data Rate	NTX	CH.	Freq. (MHz)	Conducted Power (dBm)			DG (dBi)		EIRP Power (dBm)	EIRP Power Limit (dBm)	Pass /Fail
					Ant 9	Ant 8	SUM	Ant 9	Ant 8			
HT20	MCS0	2	049	6195	9.50	9.90	12.71	4.35		17.07	30.00	Pass
HT20	MCS0	2	093	6415	10.20	10.90	13.57	4.35		17.93	30.00	Pass
HT40	MCS0	2	051	6205	9.60	10.10	12.87	4.35		17.22	30.00	Pass
HT40	MCS0	2	091	6405	10.20	10.70	13.47	4.35		17.82	30.00	Pass
VHT20	MCS0	2	049	6195	9.60	10.00	12.81	4.35		17.17	30.00	Pass
VHT20	MCS0	2	093	6415	10.30	11.00	13.67	4.35		18.03	30.00	Pass
VHT40	MCS0	2	051	6205	9.70	10.20	12.97	4.35		17.32	30.00	Pass
VHT40	MCS0	2	091	6405	10.30	10.80	13.57	4.35		17.92	30.00	Pass
VHT80	MCS0	2	055	6225	10.80	11.10	13.96	4.35		18.31	30.00	Pass
VHT80	MCS0	2	087	6385	9.80	10.20	13.01	4.35		17.37	30.00	Pass
VHT160	MCS0	2	047	6185	10.80	11.00	13.91	4.35		18.26	30.00	Pass
VHT160	MCS0	2	079	6345	10.70	11.30	14.02	4.35		18.37	30.00	Pass

TEST RESULTS DATA
EIRP Power Table

U-NII-7 MIMO												
Mod.	Data Rate	NTX	CH.	Freq. (MHz)	Conducted Power (dBm)			DG (dBi)		EIRP Power (dBm)	EIRP Power Limit (dBm)	Pass /Fail
					Ant 9	Ant 8	SUM	Ant 9	Ant 8			
HT20	MCS0	2	117	6535	8.00	8.50	11.27	3.67		14.94	30.00	Pass
HT20	MCS0	2	149	6695	8.60	8.60	11.61	3.67		15.28	30.00	Pass
HT20	MCS0	2	181	6855	8.60	8.20	11.41	3.67		15.09	30.00	Pass
HT40	MCS0	2	123	6565	8.90	8.70	11.81	3.67		15.48	30.00	Pass
HT40	MCS0	2	147	6685	9.00	9.10	12.06	3.67		15.73	30.00	Pass
HT40	MCS0	2	179	6845	9.30	8.90	12.11	3.67		15.79	30.00	Pass
VHT20	MCS0	2	117	6535	8.10	8.60	11.37	3.67		15.04	30.00	Pass
VHT20	MCS0	2	149	6695	8.70	8.70	11.71	3.67		15.38	30.00	Pass
VHT20	MCS0	2	181	6855	8.70	8.30	11.51	3.67		15.19	30.00	Pass
VHT40	MCS0	2	123	6565	9.00	8.80	11.91	3.67		15.58	30.00	Pass
VHT40	MCS0	2	147	6685	9.10	9.20	12.16	3.67		15.83	30.00	Pass
VHT40	MCS0	2	179	6845	9.40	9.00	12.21	3.67		15.89	30.00	Pass
VHT80	MCS0	2	135	6625	9.40	8.90	12.17	3.67		15.84	30.00	Pass
VHT80	MCS0	2	151	6705	9.10	8.90	12.01	3.67		15.68	30.00	Pass
VHT80	MCS0	2	167	6785	9.60	9.00	12.32	3.67		15.99	30.00	Pass
VHT160	MCS0	2	143	6665	9.40	9.00	12.21	3.67		15.89	30.00	Pass

U-NII-7 straddle channel MIMO												
Mod.	Data Rate	NTX	CH.	Freq. (MHz)	Conducted Power (dBm)			DG (dBi)		EIRP Power (dBm)	EIRP Power Limit (dBm)	Pass /Fail
					Ant 9	Ant 8	SUM	Ant 9	Ant 8			
HT20	MCS0	2	185	6875	9.10	8.80	11.96	3.67		15.63	30.00	Pass
HT40	MCS0	2	187	6885	9.60	9.10	12.37	3.67		16.04	30.00	Pass
VHT20	MCS0	2	185	6875	9.20	8.90	12.06	3.67		15.73	30.00	Pass
VHT40	MCS0	2	187	6885	9.70	9.20	12.47	3.67		16.14	30.00	Pass
VHT80	MCS0	2	183	6865	9.50	8.90	12.22	3.67		15.89	30.00	Pass

TEST RESULTS DATA
EIRP Power Table

U-NII-5 MIMO													
Mod.	Data Rate	NTX	CH.	Freq. (MHz)	RU Config.	Conducted Power (dBm)			DG (dBi)		EIRP Power (dBm)	EIRP Power Limit (dBm)	Pass /Fail
						Ant 9	Ant 8	SUM	Ant 9	Ant 8	SUM		
HE20	MCS0	2	049	6195	Full	9.70	10.10	12.91	4.35		17.27	30.00	Pass
HE20	MCS0	2	093	6415	Full	10.40	11.10	13.77	4.35		18.13	30.00	Pass
HE40	MCS0	2	051	6205	Full	9.80	10.30	13.07	4.35		17.42	30.00	Pass
HE40	MCS0	2	091	6405	Full	10.40	10.90	13.67	4.35		18.02	30.00	Pass
HE80	MCS0	2	055	6225	Full	10.90	11.20	14.06	4.35		18.41	30.00	Pass
HE80	MCS0	2	087	6385	Full	9.90	10.30	13.11	4.35		17.47	30.00	Pass
HE160	MCS0	2	047	6185	Full	10.90	11.10	14.01	4.35		18.36	30.00	Pass
HE160	MCS0	2	079	6345	Full	10.80	11.40	14.12	4.35		18.47	30.00	Pass

TEST RESULTS DATA
EIRP Power Spectral Density

U-NII-5 MIMO													
Mod.	Data Rate	NTX	CH.	Freq. (MHz)	RU Config.	Conducted Power Density (dBm/MHz)			DG (dBi)		EIRP Power Density (dBm/MHz)	EIRP Power Density Limit (dBm/MHz)	Pass /Fail
						Ant 9	Ant 8	SUM	Ant 9	Ant 8	SUM		
HE20	MCS0	2	049	6195	Full			1.95		4.35	6.30	17.00	Pass
HE20	MCS0	2	093	6415	Full			2.68		4.35	7.03	17.00	Pass
HE40	MCS0	2	051	6205	Full			-1.64		4.35	2.71	17.00	Pass
HE40	MCS0	2	091	6405	Full			-1.19		4.35	3.16	17.00	Pass
HE80	MCS0	2	055	6225	Full			-3.47		4.35	0.88	17.00	Pass
HE80	MCS0	2	087	6385	Full			-3.84		4.35	0.51	17.00	Pass
HE160	MCS0	2	047	6185	Full			-6.17		4.35	-1.81	17.00	Pass
HE160	MCS0	2	079	6345	Full			-5.29		4.35	-0.94	17.00	Pass

TEST RESULTS DATA
EIRP Power Table

U-NII-7 MIMO													
Mod.	Data Rate	NTX	CH.	Freq. (MHz)	RU Config.	Conducted Power (dBm)			DG (dBi)		EIRP Power (dBm)	EIRP Power Limit (dBm)	Pass /Fail
						Ant 9	Ant 8	SUM	Ant 9	Ant 8	SUM		
HE20	MCS0	2	117	6535	Full	8.20	8.70	11.47	3.67		15.14	30.00	Pass
HE20	MCS0	2	149	6695	Full	8.80	8.80	11.81	3.67		15.48	30.00	Pass
HE20	MCS0	2	181	6855	Full	8.80	8.40	11.61	3.67		15.29	30.00	Pass
HE40	MCS0	2	123	6565	Full	9.10	8.90	12.01	3.67		15.68	30.00	Pass
HE40	MCS0	2	147	6685	Full	9.20	9.30	12.26	3.67		15.93	30.00	Pass
HE40	MCS0	2	179	6845	Full	9.50	9.10	12.31	3.67		15.99	30.00	Pass
HE80	MCS0	2	135	6625	Full	9.50	9.00	12.27	3.67		15.94	30.00	Pass
HE80	MCS0	2	151	6705	Full	9.20	9.00	12.11	3.67		15.78	30.00	Pass
HE80	MCS0	2	167	6785	Full	9.70	9.10	12.42	3.67		16.09	30.00	Pass
HE160	MCS0	2	143	6665	Full	9.50	9.10	12.31	3.67		15.99	30.00	Pass

U-NII-7 straddle channel MIMO													
Mod.	Data Rate	NTX	CH.	Freq. (MHz)	RU Config.	Conducted Power (dBm)			DG (dBi)		EIRP Power (dBm)	EIRP Power Limit (dBm)	Pass /Fail
						Ant 9	Ant 8	SUM	Ant 9	Ant 8	SUM		
HE20	MCS0	2	185	6875	Full	9.30	9.00	12.16	3.67		15.83	30.00	Pass
HE40	MCS0	2	187	6885	Full	9.80	9.30	12.57	3.67		16.24	30.00	Pass
HE80	MCS0	2	183	6865	Full	9.60	9.00	12.32	3.67		15.99	30.00	Pass
HE160	MCS0	2	175	6825	Full	9.30	8.70	12.02	3.67		15.69	30.00	Pass

TEST RESULTS DATA
EIRP Power Spectral Density

U-NII-7 MIMO													
Mod.	Data Rate	NTX	CH.	Freq. (MHz)	RU Config.	Conducted Power Density (dBm/MHz)			DG (dBi)		EIRP Power Density (dBm/MHz)	EIRP Power Density Limit (dBm/MHz)	Pass /Fail
						Ant 9	Ant 8	SUM	Ant 9	Ant 8	SUM		
HE20	MCS0	2	117	6535	Full			1.05		3.67	4.72	17.00	Pass
HE20	MCS0	2	149	6695	Full			1.11		3.67	4.78	17.00	Pass
HE20	MCS0	2	181	6855	Full			0.56		3.67	4.23	17.00	Pass
HE40	MCS0	2	123	6565	Full			-2.49		3.67	1.18	17.00	Pass
HE40	MCS0	2	147	6685	Full			-2.70		3.67	0.97	17.00	Pass
HE40	MCS0	2	179	6845	Full			-2.69		3.67	0.98	17.00	Pass
HE80	MCS0	2	135	6625	Full			-4.43		3.67	-0.76	17.00	Pass
HE80	MCS0	2	151	6705	Full			-5.21		3.67	-1.53	17.00	Pass
HE80	MCS0	2	167	6785	Full			-5.28		3.67	-1.61	17.00	Pass
HE160	MCS0	2	143	6665	Full			-7.53		3.67	-3.86	17.00	Pass

U-NII-7 straddle channel MIMO													
Mod.	Data Rate	NTX	CH.	Freq. (MHz)	RU Config.	Conducted Power Density (dBm/MHz)			DG (dBi)		EIRP Power Density (dBm/MHz)	EIRP Power Density Limit (dBm/MHz)	Pass /Fail
						Ant 9	Ant 8	SUM	Ant 9	Ant 8	SUM		
HE20	MCS0	2	185	6875	Full			0.77		3.67	4.44	17.00	Pass
HE40	MCS0	2	187	6885	Full			-2.25		3.67	1.42	17.00	Pass
HE80	MCS0	2	183	6865	Full			-5.37		3.67	-1.70	17.00	Pass
HE160	MCS0	2	175	6825	Full			-7.68		3.67	-4.01	17.00	Pass



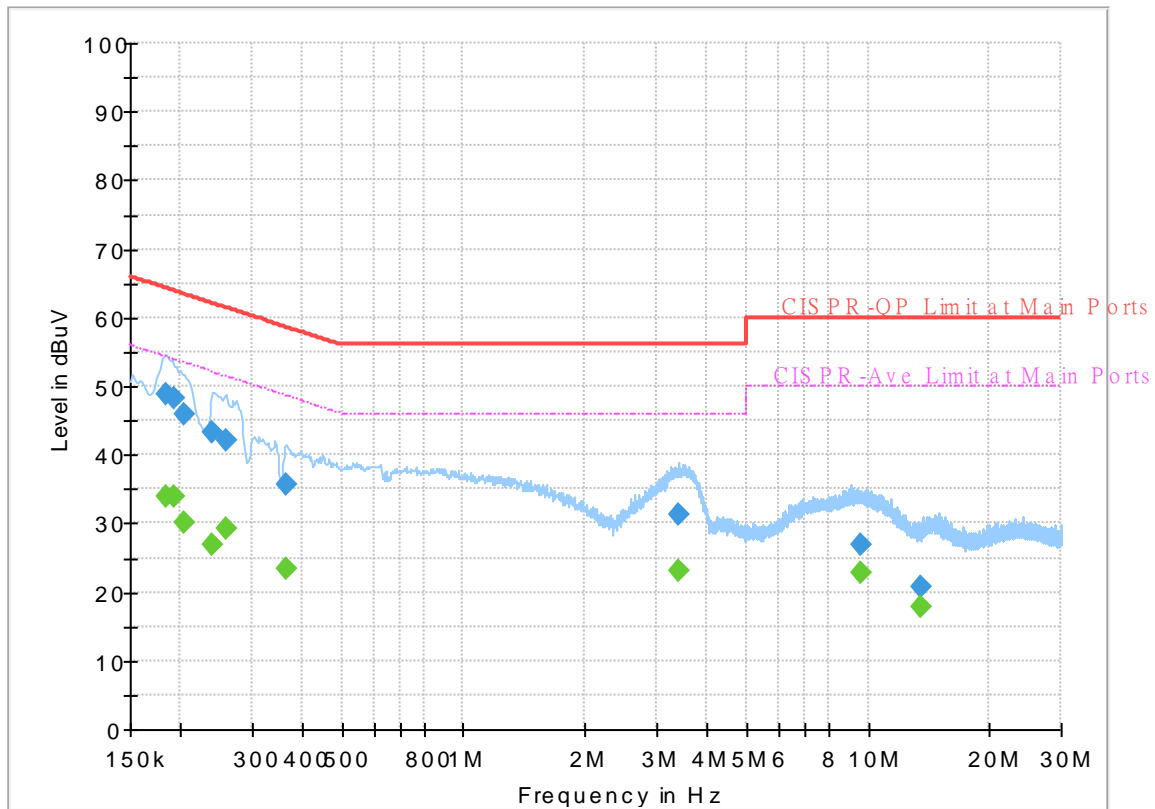
Appendix B. AC Conducted Emission Test Results

Test Engineer :	Calvin Wang	Temperature :	23~26°C
		Relative Humidity :	45~55%

EUT Information

Report NO : 271537
 Test Mode : Mode 1
 Test Voltage : 120Vac/60Hz
 Phase : Line

Full Spectrum



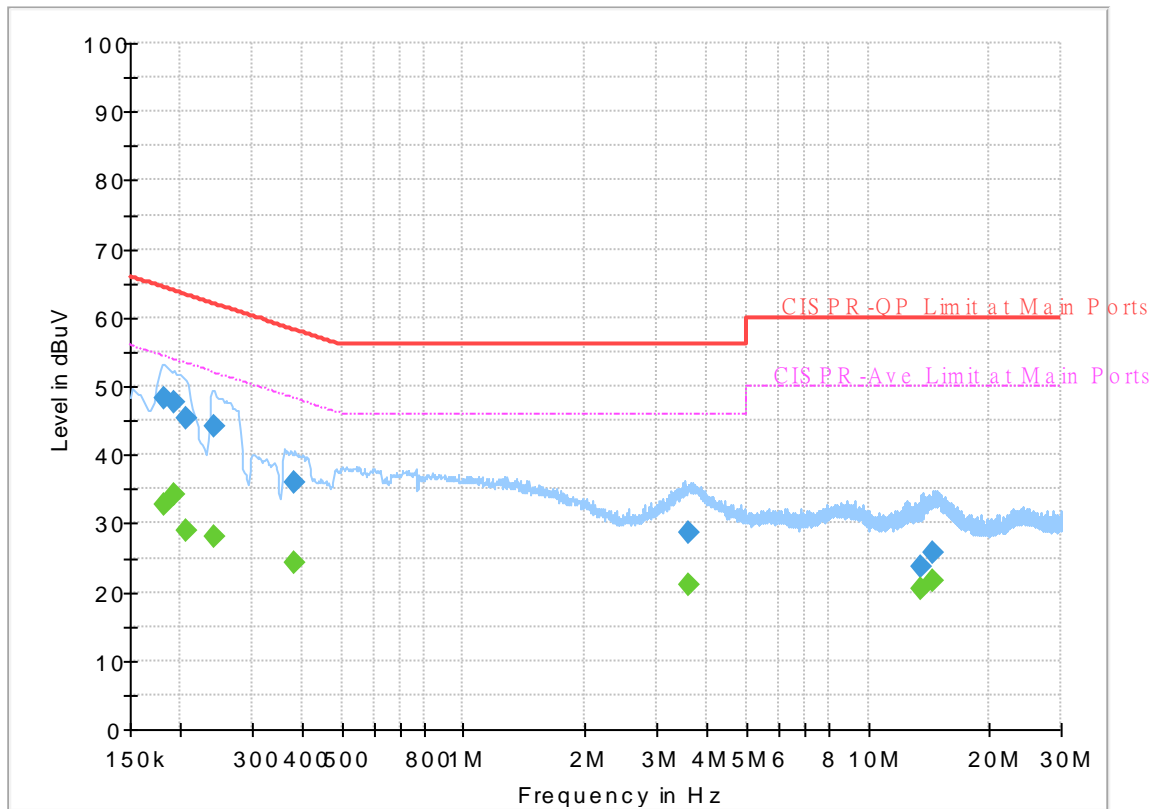
Final_Result

Frequency (MHz)	QuasiPeak (dBuV)	CAverage (dBuV)	Limit (dBuV)	Margin (dB)	Line	Filter	Corr. (dB)
0.183750	---	33.83	54.31	20.48	L1	OFF	19.8
0.183750	48.95	---	64.31	15.36	L1	OFF	19.8
0.192750	---	34.03	53.92	19.89	L1	OFF	19.8
0.192750	48.19	---	63.92	15.73	L1	OFF	19.8
0.204000	---	30.07	53.45	23.38	L1	OFF	19.8
0.204000	45.98	---	63.45	17.47	L1	OFF	19.8
0.240000	---	26.90	52.10	25.20	L1	OFF	19.8
0.240000	43.26	---	62.10	18.84	L1	OFF	19.8
0.260250	---	29.16	51.42	22.26	L1	OFF	19.8
0.260250	42.08	---	61.42	19.34	L1	OFF	19.8
0.366000	---	23.49	48.59	25.10	L1	OFF	19.8
0.366000	35.63	---	58.59	22.96	L1	OFF	19.8
3.401250	---	23.15	46.00	22.85	L1	OFF	19.8
3.401250	31.36	---	56.00	24.64	L1	OFF	19.8
9.593250	---	22.95	50.00	27.05	L1	OFF	20.0
9.593250	26.99	---	60.00	33.01	L1	OFF	20.0
13.560000	---	17.91	50.00	32.09	L1	OFF	20.0
13.560000	20.83	---	60.00	39.17	L1	OFF	20.0

EUT Information

Report NO : 271537
 Test Mode : Mode 1
 Test Voltage : 120Vac/60Hz
 Phase : Neutral

Full Spectrum



Final Result

Frequency (MHz)	QuasiPeak (dBuV)	CAverage (dBuV)	Limit (dBuV)	Margin (dB)	Line	Filter	Corr. (dB)
0.181500	---	32.78	54.42	21.64	N	OFF	19.8
0.181500	48.37	---	64.42	16.05	N	OFF	19.8
0.192750	---	34.34	53.92	19.58	N	OFF	19.8
0.192750	47.68	---	63.92	16.24	N	OFF	19.8
0.206250	---	28.80	53.36	24.56	N	OFF	19.8
0.206250	45.32	---	63.36	18.04	N	OFF	19.8
0.242250	---	28.19	52.02	23.83	N	OFF	19.8
0.242250	44.17	---	62.02	17.85	N	OFF	19.8
0.384000	---	24.31	48.19	23.88	N	OFF	19.8
0.384000	36.03	---	58.19	22.16	N	OFF	19.8
3.594750	---	21.20	46.00	24.80	N	OFF	19.8
3.594750	28.60	---	56.00	27.40	N	OFF	19.8
13.560000	---	20.44	50.00	29.56	N	OFF	20.1
13.560000	23.79	---	60.00	36.21	N	OFF	20.1
14.453250	---	21.66	50.00	28.34	N	OFF	20.1
14.453250	25.67	---	60.00	34.33	N	OFF	20.1



Appendix C. Radiated Spurious Emission

Test Engineer :	Leo Li and Bigshow Wang	Temperature :	22.1~23.1°C
		Relative Humidity :	55~60%

<SDM Mode>

<Sample 1>

Band 5 - 5925~6425MHz

WIFI 802.11a (Band Edge @ 3m)

WIFI Ant.	Note	Frequency (MHz)	Level (dBμV/m)	Over Limit (dB)	Limit Line (dBμV/m)	Read Level (dBμV)	Antenna Factor (dB/m)	Path Loss (dB)	Preamp Factor (dB)	Ant Pos (cm)	Table Pos (deg)	Peak Avg. (P/A)	Pol. (H/V)	
802.11a CH 01 5955MHz		5924.6	67.14	-21.06	88.2	59.87	34.2	9.78	36.71	100	55	P	H	
		5925	55.32	-12.88	68.2	48.05	34.2	9.78	36.71	100	55	A	H	
	*	5955	113.83	-	-	106.62	34.1	9.82	36.71	100	55	P	H	
	*	5955	106.48	-	-	99.27	34.1	9.82	36.71	100	55	A	H	
													H	
													H	
			5924.8	66.07	-22.13	88.2	58.8	34.2	9.78	36.71	101	53	P	V
			5924.6	53.69	-14.51	68.2	46.42	34.2	9.78	36.71	101	53	A	V
	*		5955	113.13	-	-	105.92	34.1	9.82	36.71	101	53	P	V
	*		5955	105.52	-	-	98.31	34.1	9.82	36.71	101	53	A	V
													V	
													V	
Remark	1. No other spurious found. 2. All results are PASS against Peak and Average limit line.													



Band 5 5925~6425MHz
WIFI 802.11a (Harmonic @ 3m)

WIFI Ant. 9+8	Note	Frequency (MHz)	Level (dBμV/m)	Over Limit (dB)	Limit Line (dBμV/m)	Read Level (dBμV)	Antenna Factor (dB/m)	Path Loss (dB)	Preamp Factor (dB)	Ant Pos (cm)	Table Pos (deg)	Peak Avg. (P/A)	Pol. (H/V)
		11456	49.04	-24.96	74	57.86	39	12.96	60.78	-	-	P	H
		11456	40.25	-13.75	54	49.07	39	12.96	60.78	-	-	A	H
		11910	46.16	-27.84	74	55.2	39.02	13.17	61.23	-	-	P	H
		14472	48.94	-25.06	74	57.86	40	14.54	63.46	-	-	P	H
		14472	40.15	-13.85	54	49.07	40	14.54	63.46	-	-	A	H
		17865	50.97	-23.03	74	51.38	40.68	16.26	57.35	100	127	P	H
		17865	40.83	-13.17	54	41.24	40.68	16.26	57.35	100	127	A	H
		17952	52	-22	74	51.71	41.21	16.31	57.23	-	-	P	H
		17952	43.21	-10.79	54	42.92	41.21	16.31	57.23	-	-	A	H
													H
													H
													H
802.11a													
CH 01													
5955MHz		11368	48.14	-25.86	74	57.04	39	12.93	60.83	-	-	P	V
		11368	39.35	-14.65	54	48.25	39	12.93	60.83	-	-	A	V
		11910	46.03	-27.97	74	55.07	39.02	13.17	61.23	-	-	P	V
		14496	48.39	-25.61	74	57.33	40	14.55	63.49	-	-	P	V
		14496	39.6	-14.4	54	48.54	40	14.55	63.49	-	-	A	V
		17865	52.02	-21.98	74	52.43	40.68	16.26	57.35	210	112	P	V
		17865	41.34	-12.66	54	41.75	40.68	16.26	57.35	210	100	A	V
		17952	52.01	-21.99	74	51.72	41.21	16.31	57.23	-	-	P	V
		17952	43.22	-10.78	54	42.93	41.21	16.31	57.23	-	-	A	V
													V
													V
													V



WIFI Ant. 9+8	Note	Frequency (MHz)	Level (dBμV/m)	Over Limit (dB)	Limit Line (dBμV/m)	Read Level (dBμV)	Antenna Factor (dB/m)	Path Loss (dB)	Preamp Factor (dB)	Ant Pos (cm)	Table Pos (deg)	Peak Avg. (P/A)	Pol. (H/V)	
802.11a CH 49 6195MHz		10792	49.42	-24.58	74	58.67	39.01	12.65	60.91	-	-	P	H	
		10792	40.63	-13.37	54	49.88	39.01	12.65	60.91	-	-	A	H	
		12390	46.26	-27.74	74	55.39	39.03	13.45	61.61	-	-	P	H	
		14496	48.12	-25.88	74	57.06	40	14.55	63.49	-	-	P	H	
		14496	39.33	-14.67	54	48.27	40	14.55	63.49	-	-	A	H	
		17952	51.18	-22.82	74	50.89	41.21	16.31	57.23	-	-	P	H	
		17952	42.39	-11.61	54	42.1	41.21	16.31	57.23	-	-	A	H	
		18585	38.64	-35.36	74	59.3	37.97	-3.08	55.55	-	-	P	H	
														H
														H
														H
														H
			11488	48.9	-25.1	74	57.68	39	12.98	60.76	-	-	P	V
			11488	40.11	-13.89	54	48.89	39	12.98	60.76	-	-	A	V
			12390	46.37	-27.63	74	55.5	39.03	13.45	61.61	-	-	P	V
			14480	48.91	-25.09	74	57.83	40	14.55	63.47	-	-	P	V
			14480	40.12	-13.88	54	49.04	40	14.55	63.47	-	-	A	V
			17896	51.63	-22.37	74	51.7	40.96	16.28	57.31	-	-	P	V
			17896	42.84	-11.16	54	42.91	40.96	16.28	57.31	-	-	A	V
			18585	42.04	-31.96	74	63.22	37.97	-3.6	55.55	150	226	P	V
		18585	32.88	-21.12	54	54.06	37.97	-3.6	55.55	150	226	A	V	
													V	
													V	
													V	



WIFI Ant. 9+8	Note	Frequency (MHz)	Level (dBμV/m)	Over Limit (dB)	Limit Line (dBμV/m)	Read Level (dBμV)	Antenna Factor (dB/m)	Path Loss (dB)	Preamp Factor (dB)	Ant Pos (cm)	Table Pos (deg)	Peak Avg. (P/A)	Pol. (H/V)	
802.11a CH 93 6415MHz		10816	48.66	-25.34	74	57.93	39	12.66	60.93	-	-	P	H	
		10816	39.87	-14.13	54	49.14	39	12.66	60.93	-	-	A	H	
		12830	47.45	-40.75	88.2	55.68	39.69	13.74	61.66	-	-	P	H	
		14488	47.66	-26.34	74	56.59	40	14.55	63.48	-	-	P	H	
		14488	38.87	-15.13	54	47.8	40	14.55	63.48	-	-	A	H	
		18000	51.99	-22.01	74	51.42	41.4	16.34	57.17	-	-	P	H	
		18000	43.2	-10.8	54	42.63	41.4	16.34	57.17	-	-	A	H	
		19245	41.4	-32.6	74	61.33	38.1	-2.83	55.2	-	-	P	H	
														H
														H
														H
														H
			11488	49.23	-24.77	74	58.01	39	12.98	60.76	-	-	P	V
			11488	40.44	-13.56	54	49.22	39	12.98	60.76	-	-	A	V
			12830	47.24	-40.96	88.2	55.47	39.69	13.74	61.66	-	-	P	V
			14496	47.04	-26.96	74	55.98	40	14.55	63.49	-	-	P	V
			14496	38.25	-15.75	54	47.19	40	14.55	63.49	-	-	A	V
			17880	51.51	-22.49	74	51.75	40.82	16.27	57.33	-	-	P	V
			17880	42.72	-11.28	54	42.96	40.82	16.27	57.33	-	-	A	V
			19245	42.11	-31.89	74	62.86	38.1	-3.65	55.2	150	227	P	V
		19245	33.34	-20.66	54	54.09	38.1	-3.65	55.2	150	227	A	V	
													V	
													V	
													V	
Remark	<ol style="list-style-type: none"> No other spurious found. All results are PASS against Peak and Average limit line. The emission position marked as "-" means no suspected emission found with sufficient margin against limit line or noise floor only. The emission level close to 18GHz is checked that the average emission level is noise floor only. 													



**Band 5 5925~6425MHz
WIFI 802.11ax HE20 Full (Band Edge @ 3m)**

WIFI Ant. 9+8	Note	Frequency (MHz)	Level (dBμV/m)	Over Limit (dB)	Limit Line (dBμV/m)	Read Level (dBμV)	Antenna Factor (dB/m)	Path Loss (dB)	Preamp Factor (dB)	Ant Pos (cm)	Table Pos (deg)	Peak Avg. (P/A)	Pol. (H/V)	
802.11ax HE20 Full CH 01 5955MHz		5924.96	66.09	-22.11	88.2	58.82	34.2	9.78	36.71	100	52	P	H	
		5924.96	55.94	-12.26	68.2	48.67	34.2	9.78	36.71	100	52	A	H	
	*	5955	114.63	-	-	107.42	34.1	9.82	36.71	100	52	P	H	
	*	5955	104.84	-	-	97.63	34.1	9.82	36.71	100	52	A	H	
													H	
														H
			5924.68	65.08	-23.12	88.2	57.81	34.2	9.78	36.71	100	44	P	V
			5924.96	53.96	-14.24	68.2	46.69	34.2	9.78	36.71	100	44	A	V
		*	5955	113.05	-	-	105.84	34.1	9.82	36.71	100	44	P	V
		*	5955	103.16	-	-	95.95	34.1	9.82	36.71	100	44	A	V
													V	
													V	
Remark	1. No other spurious found. 2. All results are PASS against Peak and Average limit line.													



Band 5 5925~6425MHz
WIFI 802.11ax HE20 Full (Band Edge @ 3m)

WIFI Ant. 9+8	Note	Frequency (MHz)	Level (dBμV/m)	Over Limit (dB)	Limit Line (dBμV/m)	Read Level (dBμV)	Antenna Factor (dB/m)	Path Loss (dB)	Preamp Factor (dB)	Ant Pos (cm)	Table Pos (deg)	Peak Avg. (P/A)	Pol. (H/V)
		11552	48.54	-25.46	74	57.5	38.84	13.01	60.81	-	-	P	H
		11552	39.75	-14.25	54	48.71	38.84	13.01	60.81	-	-	A	H
		11910	46.82	-27.18	74	55.86	39.02	13.17	61.23	-	-	P	H
		14488	48.25	-25.75	74	57.18	40	14.55	63.48	-	-	P	H
		14488	39.46	-14.54	54	48.39	40	14.55	63.48	-	-	A	H
		17865	49.89	-24.11	74	50.3	40.68	16.26	57.35	400	170	P	H
		17865	39.85	-14.15	54	40.26	40.68	16.26	57.35	400	170	A	H
		17880	50.98	-23.02	74	51.22	40.82	16.27	57.33			P	H
		17880	42.19	-11.81	54	42.43	40.82	16.27	57.33			A	H
													H
													H
													H
802.11ax													H
HE20 Full													H
CH 01		11424	48.78	-25.22	74	57.63	39	12.94	60.79	-	-	P	V
5955MHz		11424	39.99	-14.01	54	48.84	39	12.94	60.79	-	-	A	V
		11910	46.2	-27.8	74	55.24	39.02	13.17	61.23	-	-	P	V
		14496	47.32	-26.68	74	56.26	40	14.55	63.49	-	-	P	V
		14496	38.53	-15.47	54	47.47	40	14.55	63.49	-	-	A	V
		17865	50.69	-23.31	74	51.1	40.68	16.26	57.35	200	114	P	V
		17865	40.43	-13.57	54	40.84	40.68	16.26	57.35	200	114	A	V
		17944	51.08	-22.92	74	50.84	41.18	16.31	57.25	-	-	P	V
		17944	42.29	-11.71	54	42.05	41.18	16.31	57.25	-	-	A	V
													V
													V
													V



WIFI Ant. 9+8	Note	Frequency (MHz)	Level (dBμV/m)	Over Limit (dB)	Limit Line (dBμV/m)	Read Level (dBμV)	Antenna Factor (dB/m)	Path Loss (dB)	Preamp Factor (dB)	Ant Pos (cm)	Table Pos (deg)	Peak Avg. (P/A)	Pol. (H/V)	
802.11ax HE20 Full CH 49 6195MHz		11416	48.42	-25.58	74	57.27	39	12.95	60.8	-	-	P	H	
		11416	39.63	-14.37	54	48.48	39	12.95	60.8	-	-	A	H	
		12390	46	-28	74	55.13	39.03	13.45	61.61	-	-	P	H	
		14480	47.43	-26.57	74	56.35	40	14.55	63.47	-	-	P	H	
		14480	38.64	-15.36	54	47.56	40	14.55	63.47	-	-	A	H	
		17992	51.1	-22.9	74	50.57	41.37	16.34	57.18	-	-	P	H	
		17992	42.31	-11.69	54	41.78	41.37	16.34	57.18	-	-	A	H	
		18585	38.36	-35.64	74	59.02	37.97	-3.08	55.55	-	-	P	H	
														H
														H
														H
														H
			11400	48.14	-25.86	74	57.01	39	12.94	60.81	-	-	P	V
			11400	39.35	-14.65	54	48.22	39	12.94	60.81	-	-	A	V
			12390	45.32	-28.68	74	54.45	39.03	13.45	61.61	-	-	P	V
			14496	48.23	-25.77	74	57.17	40	14.55	63.49	-	-	P	V
			14496	39.44	-14.56	54	48.38	40	14.55	63.49	-	-	A	V
			17992	50.52	-23.48	74	49.99	41.37	16.34	57.18	-	-	P	V
			17992	41.73	-12.27	54	41.2	41.37	16.34	57.18	-	-	A	V
			18585	37.05	-36.95	74	58.23	37.97	-3.6	55.55	-	-	P	V
										-	-		V	
													V	
													V	
													V	



WIFI Ant. 9+8	Note	Frequency (MHz)	Level (dBμV/m)	Over Limit (dB)	Limit Line (dBμV/m)	Read Level (dBμV)	Antenna Factor (dB/m)	Path Loss (dB)	Preamp Factor (dB)	Ant Pos (cm)	Table Pos (deg)	Peak Avg. (P/A)	Pol. (H/V)
		11440	48.31	-25.69	74	57.14	39	12.95	60.78	-	-	P	H
		11440	39.52	-14.48	54	48.35	39	12.95	60.78	-	-	A	H
		12830	47.27	-40.93	88.2	55.5	39.69	13.74	61.66	-	-	P	H
		14480	48.22	-25.78	74	57.14	40	14.55	63.47	-	-	P	H
		14480	39.43	-14.57	54	48.35	40	14.55	63.47	-	-	A	H
		18000	51.14	-22.86	74	50.57	41.4	16.34	57.17	-	-	P	H
		18000	42.35	-11.65	54	41.78	41.4	16.34	57.17	-	-	A	H
		19245	38.44	-35.56	74	58.37	38.1	-2.83	55.2	-	-	P	H
													H
													H
													H
													H
802.11ax													
HE20 Full													
CH 93		11472	48.98	-25.02	74	57.78	39	12.97	60.77	-	-	P	V
6415MHz		11472	40.19	-13.81	54	48.99	39	12.97	60.77	-	-	A	V
		12830	47.09	-41.11	88.2	55.32	39.69	13.74	61.66	-	-	P	V
		14480	47.43	-26.57	74	56.35	40	14.55	63.47	-	-	P	V
		14480	38.64	-15.36	54	47.56	40	14.55	63.47	-	-	A	V
		17864	50.61	-23.39	74	51.03	40.68	16.25	57.35	-	-	P	V
		17864	41.82	-12.18	54	42.24	40.68	16.25	57.35	-	-	A	V
		19245	36.54	-37.46	74	57.29	38.1	-3.65	55.2	-	-	P	V
													V
													V
													V
													V
Remark	<ol style="list-style-type: none"> No other spurious found. All results are PASS against Peak and Average limit line. The emission position marked as "-" means no suspected emission found with sufficient margin against limit line or noise floor only. The emission level close to 18GHz is checked that the average emission level is noise floor only. 												



Band 5 5925~6425MHz
WIFI 802.11ax HE20 Partial 106 (Band Edge @ 3m)

WIFI Ant. 9+8	Note	Frequency (MHz)	Level (dBμV/m)	Over Limit (dB)	Limit Line (dBμV/m)	Read Level (dBμV)	Antenna Factor (dB/m)	Path Loss (dB)	Preamp Factor (dB)	Ant Pos (cm)	Table Pos (deg)	Peak Avg. (P/A)	Pol. (H/V)	
802.11ax HE20 Partial 106/53 CH 01 5955MHz		5924.68	68.69	-19.51	88.2	61.42	34.2	9.78	36.71	100	53	P	H	
		5924.96	46.36	-21.84	68.2	39.09	34.2	9.78	36.71	100	53	A	H	
	*	5955	118.15	-	-	110.94	34.1	9.82	36.71	100	53	P	H	
	*	5955	109.51	-	-	102.3	34.1	9.82	36.71	100	53	A	H	
													H	
													H	
			5924.82	66.59	-21.61	88.2	59.32	34.2	9.78	36.71	100	56	P	V
			5924.82	44.21	-23.99	68.2	36.94	34.2	9.78	36.71	100	56	A	V
	*		5955	116.95	-	-	109.74	34.1	9.82	36.71	100	56	P	V
	*		5955	108.34	-	-	101.13	34.1	9.82	36.71	100	56	A	V
													V	
													V	
Remark	1. No other spurious found. 2. All results are PASS against Peak and Average limit line.													



Band 5 5925~6425MHz
WIFI 802.11ax HE40 Full (Band Edge @ 3m)

WIFI Ant. 9+8	Note	Frequency (MHz)	Level (dBμV/m)	Over Limit (dB)	Limit Line (dBμV/m)	Read Level (dBμV)	Antenna Factor (dB/m)	Path Loss (dB)	Preamp Factor (dB)	Ant Pos (cm)	Table Pos (deg)	Peak Avg. (P/A)	Pol. (H/V)	
802.11ax HE40 Full CH 03 5965MHz		5924.7	76.84	-11.36	88.2	69.57	34.2	9.78	36.71	100	50	P	H	
		5925	64.9	-3.3	68.2	57.63	34.2	9.78	36.71	100	50	A	H	
	*	5965	111.38	-	-	104.16	34.1	9.83	36.71	100	50	P	H	
	*	5965	101.03	-	-	93.81	34.1	9.83	36.71	100	50	A	H	
													H	
														H
			5923.98	73.9	-14.3	88.2	66.63	34.2	9.78	36.71	100	52	P	V
			5925	62.36	-5.84	68.2	55.09	34.2	9.78	36.71	100	52	A	V
		*	5965	108.7	-	-	101.48	34.1	9.83	36.71	100	52	P	V
		*	5965	99.64	-	-	92.42	34.1	9.83	36.71	100	52	A	V
													V	
													V	
Remark	1. No other spurious found. 2. All results are PASS against Peak and Average limit line.													



Band 5 5925~6425MHz

WIFI 802.11ax HE40 Full (Harmonic @ 3m)

WIFI Ant. 9+8	Note	Frequency (MHz)	Level (dBμV/m)	Over Limit (dB)	Limit Line (dBμV/m)	Read Level (dBμV)	Antenna Factor (dB/m)	Path Loss (dB)	Preamp Factor (dB)	Ant Pos (cm)	Table Pos (deg)	Peak Avg. (P/A)	Pol. (H/V)
		10632	45.95	-28.05	74	55.17	39.03	12.56	60.81	-	-	P	H
		10632	37.16	-16.84	54	46.38	39.03	12.56	60.81	-	-	A	H
		11930	46.54	-27.46	74	55.57	39.06	13.17	61.26	-	-	P	H
		14480	46.56	-27.44	74	55.48	40	14.55	63.47	-	-	P	H
		14480	37.77	-16.23	54	46.69	40	14.55	63.47	-	-	A	H
		17895	50.53	-23.47	74	50.6	40.96	16.28	57.31	-	-	P	H
		17895	41.6	-12.4	54	41.67	40.96	16.28	57.31	-	-	A	H
		17984	50.7	-23.3	74	50.22	41.34	16.33	57.19	-	-	P	H
		17984	41.91	-12.09	54	41.43	41.34	16.33	57.19	-	-	A	H
													H
													H
													H
802.11ax													
HE40 Full													
CH 03													
5965MHz		10624	45.03	-28.97	74	54.26	39.02	12.56	60.81	-	-	P	V
		10624	36.24	-17.76	54	45.47	39.02	12.56	60.81	-	-	A	V
		11930	46.67	-27.33	74	55.7	39.06	13.17	61.26	-	-	P	V
		13368	48.68	-25.32	74	56.51	40	14.03	61.86	-	-	P	V
		13368	40	-14	54	47.83	40	14.03	61.86	-	-	A	V
		14472	45.51	-28.49	74	54.43	40	14.54	63.46	-	-	P	V
		14472	36.72	-17.28	54	45.64	40	14.54	63.46	-	-	A	V
		17895	49.77	-24.23	74	49.84	40.96	16.28	57.31	-	-	P	V
		17895	40.81	-13.19	54	40.88	40.96	16.28	57.31	-	-	A	V
													V
													V
													V



WIFI Ant. 9+8	Note	Frequency (MHz)	Level (dBμV/m)	Over Limit (dB)	Limit Line (dBμV/m)	Read Level (dBμV)	Antenna Factor (dB/m)	Path Loss (dB)	Preamp Factor (dB)	Ant Pos (cm)	Table Pos (deg)	Peak Avg. (P/A)	Pol. (H/V)
		10776	46.12	-27.88	74	55.36	39.02	12.64	60.9	-	-	P	H
		10776	37.33	-16.67	54	46.57	39.02	12.64	60.9	-	-	A	H
		12410	46.24	-27.76	74	55.38	39.01	13.47	61.62	-	-	P	H
		14480	46.29	-27.71	74	55.21	40	14.55	63.47	-	-	P	H
		14480	37.5	-16.5	54	46.42	40	14.55	63.47	-	-	A	H
		17824	46.59	-27.41	74	47.45	40.32	16.23	57.41	-	-	P	H
		17824	37.8	-16.2	54	38.66	40.32	16.23	57.41	-	-	A	H
		18615	36.29	-37.71	74	56.88	37.99	-3.05	55.53	-	-	P	H
													H
													H
													H
													H
802.11ax													
HE40 Full													
CH 51		10704	46.24	-27.76	74	55.4	39.1	12.6	60.86	-	-	P	V
6205MHz		10704	37.45	-16.55	54	46.61	39.1	12.6	60.86	-	-	A	V
		12410	45.2	-28.8	74	54.34	39.01	13.47	61.62	-	-	P	V
		14496	46.18	-27.82	74	55.12	40	14.55	63.49	-	-	P	V
		14496	37.39	-16.61	54	46.33	40	14.55	63.49	-	-	A	V
		17888	45.17	-28.83	74	45.32	40.89	16.28	57.32	-	-	P	V
		17888	36.38	-17.62	54	36.53	40.89	16.28	57.32	-	-	A	V
		18615	36.52	-37.48	74	57.67	37.99	-3.61	55.53	-	-	P	V
													V
													V
													V
													V



WIFI Ant. 9+8	Note	Frequency (MHz)	Level (dBμV/m)	Over Limit (dB)	Limit Line (dBμV/m)	Read Level (dBμV)	Antenna Factor (dB/m)	Path Loss (dB)	Preamp Factor (dB)	Ant Pos (cm)	Table Pos (deg)	Peak Avg. (P/A)	Pol. (H/V)	
802.11ax HE40 Full CH 91 6405MHz		10672	45.28	-28.72	74	54.47	39.07	12.58	60.84	-	-	P	H	
		10672	36.49	-17.51	54	45.68	39.07	12.58	60.84	-	-	A	H	
		12810	45.98	-42.22	88.2	54.28	39.63	13.73	61.66	-	-	P	H	
		14488	45.96	-28.04	74	54.89	40	14.55	63.48	-	-	P	H	
		14488	37.17	-16.83	54	46.1	40	14.55	63.48	-	-	A	H	
		17936	46.83	-27.17	74	46.65	41.14	16.3	57.26	-	-	P	H	
		17936	38.04	-15.96	54	37.86	41.14	16.3	57.26	-	-	A	H	
														H
														H
														H
														H
														H
														H
			10664	45.12	-28.88	74	54.31	39.06	12.58	60.83	-	-	P	V
			10664	36.33	-17.67	54	45.52	39.06	12.58	60.83	-	-	A	V
			12810	46.18	-42.02	88.2	54.48	39.63	13.73	61.66	-	-	P	V
			14488	45.75	-28.25	74	54.68	40	14.55	63.48	-	-	P	V
			14488	36.96	-17.04	54	45.89	40	14.55	63.48	-	-	A	V
			18000	45.22	-28.78	74	44.65	41.4	16.34	57.17	-	-	P	V
			18000	36.43	-17.57	54	35.86	41.4	16.34	57.17	-	-	A	V
		19215	37.89	-36.11	74	58.66	38.09	-3.65	55.21	-	-	P	V	
													V	
													V	
													V	
													V	
Remark	<ol style="list-style-type: none"> No other spurious found. All results are PASS against Peak and Average limit line. The emission position marked as "-" means no suspected emission found with sufficient margin against limit line or noise floor only. The emission level close to 18GHz is checked that the average emission level is noise floor only. 													



**Band 5 5925~6425MHz
WIFI 802.11ax HE40 Partial 242 (Band Edge @ 3m)**

WIFI Ant. 9+8	Note	Frequency (MHz)	Level (dBμV/m)	Over Limit (dB)	Limit Line (dBμV/m)	Read Level (dBμV)	Antenna Factor (dB/m)	Path Loss (dB)	Preamp Factor (dB)	Ant Pos (cm)	Table Pos (deg)	Peak Avg. (P/A)	Pol. (H/V)	
802.11ax HE40 Partial 242/61 CH 03 5965MHz		5923.8	81.23	-6.97	88.2	73.96	34.2	9.78	36.71	100	52	P	H	
		5924.34	61.94	-6.26	68.2	54.67	34.2	9.78	36.71	100	52	A	H	
	*	5965	116.47	-	-	109.25	34.1	9.83	36.71	100	52	P	H	
	*	5965	107.81	-	-	100.59	34.1	9.83	36.71	100	52	A	H	
													H	
														H
			5923.98	79.06	-9.14	88.2	71.79	34.2	9.78	36.71	100	53	P	V
			5924.16	59.73	-8.47	68.2	52.46	34.2	9.78	36.71	100	53	A	V
	*		5965	114.28	-	-	107.06	34.1	9.83	36.71	100	53	P	V
	*		5965	106.29	-	-	99.07	34.1	9.83	36.71	100	53	A	V
													V	
													V	
Remark	1. No other spurious found. 2. All results are PASS against Peak and Average limit line.													



Band 5 5925~6425MHz
WIFI 802.11ax HE80 Full (Band Edge @ 3m)

WIFI Ant. 9+8	Note	Frequency (MHz)	Level (dBμV/m)	Over Limit (dB)	Limit Line (dBμV/m)	Read Level (dBμV)	Antenna Factor (dB/m)	Path Loss (dB)	Preamp Factor (dB)	Ant Pos (cm)	Table Pos (deg)	Peak Avg. (P/A)	Pol. (H/V)	
802.11ax HE80 Full CH 07 5985MHz		5918.76	79.61	-8.59	88.2	72.33	34.22	9.77	36.71	100	50	P	H	
		5924.36	66.58	-1.62	68.2	59.31	34.2	9.78	36.71	100	50	A	H	
	*	5985	108.85	-	-	101.6	34.1	9.86	36.71	100	50	P	H	
	*	5985	98.28	-	-	91.03	34.1	9.86	36.71	100	50	A	H	
													H	
														H
			5917.96	77.65	-10.55	88.2	70.36	34.23	9.77	36.71	100	48	P	V
			5925	66.57	-1.63	68.2	59.3	34.2	9.78	36.71	100	48	A	V
		*	5985	107.28	-	-	100.03	34.1	9.86	36.71	100	48	P	V
		*	5985	97.4	-	-	90.15	34.1	9.86	36.71	100	48	A	V
													V	
													V	
Remark	1. No other spurious found. 2. All results are PASS against Peak and Average limit line.													



Band 5 5925~6425MHz

WIFI 802.11ax HE80 Full (Harmonic @ 3m)

WIFI Ant. 9+8	Note	Frequency (MHz)	Level (dBµV/m)	Over Limit (dB)	Limit Line (dBµV/m)	Read Level (dBµV)	Antenna Factor (dB/m)	Path Loss (dB)	Preamp Factor (dB)	Ant Pos (cm)	Table Pos (deg)	Peak Avg. (P/A)	Pol. (H/V)
		10608	44.76	-29.24	74	54	39.01	12.55	60.8	-	-	P	H
		10608	35.97	-18.03	54	45.21	39.01	12.55	60.8	-	-	A	H
		11970	45.62	-28.38	74	54.59	39.14	13.19	61.3	-	-	P	H
		14496	46.86	-27.14	74	55.8	40	14.55	63.49	-	-	P	H
		14496	38.07	-15.93	54	47.01	40	14.55	63.49	-	-	A	H
		17880	45.55	-28.45	74	45.79	40.82	16.27	57.33	-	-	P	H
		17880	36.76	-17.24	54	37	40.82	16.27	57.33	-	-	A	H
		17955	45.06	-28.94	74	44.75	41.22	16.32	57.23	-	-	P	H
													H
													H
													H
													H
802.11ax													H
HE80 Full													H
CH 07		10608	45.43	-28.57	74	54.67	39.01	12.55	60.8	-	-	P	V
5985MHz		10608	36.64	-17.36	54	45.88	39.01	12.55	60.8	-	-	A	V
		11970	45.15	-28.85	74	54.12	39.14	13.19	61.3	-	-	P	V
		14480	45.79	-28.21	74	54.71	40	14.55	63.47	-	-	P	V
		14480	37	-17	54	45.92	40	14.55	63.47	-	-	A	V
		17888	44.66	-29.34	74	44.81	40.89	16.28	57.32	-	-	P	V
		17888	35.87	-18.13	54	36.02	40.89	16.28	57.32	-	-	A	V
		17955	44.05	-29.95	74	43.74	41.22	16.32	57.23	-	-	P	V
													V
													V
													V
													V



WIFI Ant. 9+8	Note	Frequency (MHz)	Level (dBµV/m)	Over Limit (dB)	Limit Line (dBµV/m)	Read Level (dBµV)	Antenna Factor (dB/m)	Path Loss (dB)	Preamp Factor (dB)	Ant Pos (cm)	Table Pos (deg)	Peak Avg. (P/A)	Pol. (H/V)	
802.11ax HE80 Full CH 55 6225MHz		10640	45.42	-28.58	74	54.63	39.04	12.57	60.82	-	-	P	H	
		10640	36.63	-17.37	54	45.84	39.04	12.57	60.82	-	-	A	H	
		12450	44.62	-29.38	74	53.73	39.05	13.49	61.65	-	-	P	H	
		14480	45.87	-28.13	74	54.79	40	14.55	63.47	-	-	P	H	
		14480	37.08	-16.92	54	46	40	14.55	63.47	-	-	A	H	
		17880	44.4	-29.6	74	44.64	40.82	16.27	57.33	-	-	P	H	
		17880	35.61	-18.39	54	35.85	40.82	16.27	57.33	-	-	A	H	
		18675	36.32	-37.68	74	56.76	38.04	-2.99	55.49	-	-	P	H	
														H
														H
														H
														H
			10656	44.7	-29.3	74	53.9	39.06	12.57	60.83	-	-	P	V
			10656	35.91	-18.09	54	45.11	39.06	12.57	60.83	-	-	A	V
			12450	44.98	-29.02	74	54.09	39.05	13.49	61.65	-	-	P	V
			14496	46.24	-27.76	74	55.18	40	14.55	63.49	-	-	P	V
			14496	37.45	-16.55	54	46.39	40	14.55	63.49	-	-	A	V
			17960	44.58	-29.42	74	44.24	41.24	16.32	57.22	-	-	P	V
			17960	35.79	-18.21	54	35.45	41.24	16.32	57.22	-	-	A	V
			18675	36.61	-37.39	74	57.68	38.04	-3.62	55.49	-	-	P	V
														V
													V	
													V	
													V	



WIFI Ant. 9+8	Note	Frequency (MHz)	Level (dBμV/m)	Over Limit (dB)	Limit Line (dBμV/m)	Read Level (dBμV)	Antenna Factor (dB/m)	Path Loss (dB)	Preamp Factor (dB)	Ant Pos (cm)	Table Pos (deg)	Peak Avg. (P/A)	Pol. (H/V)	
802.11ax HE80 Full CH 87 6385MHz		10768	45.3	-28.7	74	54.53	39.03	12.64	60.9	-	-	P	H	
		10768	36.51	-17.49	54	45.74	39.03	12.64	60.9	-	-	A	H	
		12770	47.05	-41.15	88.2	55.45	39.57	13.69	61.66	-	-	P	H	
		14496	45.69	-28.31	74	54.63	40	14.55	63.49	-	-	P	H	
		14496	36.9	-17.1	54	45.84	40	14.55	63.49	-	-	A	H	
		17808	44.69	-29.31	74	45.73	40.17	16.22	57.43	-	-	P	H	
		17808	35.9	-18.1	54	36.94	40.17	16.22	57.43	-	-	A	H	
		19155	38.03	-35.97	74	57.98	38.06	-2.77	55.24	-	-	P	H	
														H
														H
														H
														H
			10776	45.38	-28.62	74	54.62	39.02	12.64	60.9	-	-	P	V
			10776	36.59	-17.41	54	45.83	39.02	12.64	60.9	-	-	A	V
			12770	45.18	-43.02	88.2	53.58	39.57	13.69	61.66	-	-	P	V
			14488	46.62	-27.38	74	55.55	40	14.55	63.48	-	-	P	V
			14488	37.83	-16.17	54	46.76	40	14.55	63.48	-	-	A	V
			17864	44.43	-29.57	74	44.85	40.68	16.25	57.35	-	-	P	V
			17864	35.64	-18.36	54	36.06	40.68	16.25	57.35	-	-	A	V
			19155	38.38	-35.62	74	59.22	38.06	-3.66	55.24	-	-	P	V
													V	
													V	
													V	
													V	
Remark	<ol style="list-style-type: none"> No other spurious found. All results are PASS against Peak and Average limit line. The emission position marked as "-" means no suspected emission found with sufficient margin against limit line or noise floor only. The emission level close to 18GHz is checked that the average emission level is noise floor only. 													



**Band 5 5925~6425MHz
WIFI 802.11ax HE80 Partial 484 (Band Edge @ 3m)**

WIFI Ant. 9+8	Note	Frequency (MHz)	Level (dBμV/m)	Over Limit (dB)	Limit Line (dBμV/m)	Read Level (dBμV)	Antenna Factor (dB/m)	Path Loss (dB)	Preamp Factor (dB)	Ant Pos (cm)	Table Pos (deg)	Peak Avg. (P/A)	Pol. (H/V)	
802.11ax HE80 Partial 484/65 CH 07 5985MHz		5924.52	79.16	-9.04	88.2	71.89	34.2	9.78	36.71	100	53	P	H	
		5924.68	65.22	-2.98	68.2	57.95	34.2	9.78	36.71	100	53	A	H	
	*	5985	111.65	-	-	104.4	34.1	9.86	36.71	100	53	P	H	
	*	5985	102.15	-	-	94.9	34.1	9.86	36.71	100	53	A	H	
													H	
													H	
			5924.04	77.2	-11	88.2	69.93	34.2	9.78	36.71	100	50	P	V
			5923.88	63.33	-4.87	68.2	56.06	34.2	9.78	36.71	100	50	A	V
	*		5985	110.23	-	-	102.98	34.1	9.86	36.71	100	50	P	V
	*		5985	101.08	-	-	93.83	34.1	9.86	36.71	100	50	A	V
													V	
													V	
Remark	1. No other spurious found. 2. All results are PASS against Peak and Average limit line.													



**Band 5 5925~6425MHz
WIFI 802.11ax HE160 Full (Band Edge @ 3m)**

WIFI Ant. 9+8	Note	Frequency (MHz)	Level (dBμV/m)	Over Limit (dB)	Limit Line (dBμV/m)	Read Level (dBμV)	Antenna Factor (dB/m)	Path Loss (dB)	Preamp Factor (dB)	Ant Pos (cm)	Table Pos (deg)	Peak Avg. (P/A)	Pol. (H/V)	
802.11ax HE160 Full CH 15 6025MHz		5898.28	77.32	-10.88	88.2	69.99	34.3	9.74	36.71	100	48	P	H	
		5923.88	65.18	-3.02	68.2	57.91	34.2	9.78	36.71	100	48	A	H	
	*	6025	106.03	-	-	98.68	34.15	9.9	36.7	100	48	P	H	
	*	6025	94.84	-	-	87.49	34.15	9.9	36.7	100	48	A	H	
													H	
														H
			5922.92	75.19	-13.01	88.2	67.91	34.21	9.78	36.71	100	51	P	V
			5923.88	63.01	-5.19	68.2	55.74	34.2	9.78	36.71	100	51	A	V
		*	6025	103.93	-	-	96.58	34.15	9.9	36.7	100	51	P	V
		*	6025	93.8	-	-	86.45	34.15	9.9	36.7	100	51	A	V
													V	
													V	
Remark	1. No other spurious found. 2. All results are PASS against Peak and Average limit line.													



Band 5 5925~6425MHz
WIFI 802.11ax HE80 Full (Harmonic @ 3m)

WIFI Ant. 9+8	Note	Frequency (MHz)	Level (dBμV/m)	Over Limit (dB)	Limit Line (dBμV/m)	Read Level (dBμV)	Antenna Factor (dB/m)	Path Loss (dB)	Preamp Factor (dB)	Ant Pos (cm)	Table Pos (deg)	Peak Avg. (P/A)	Pol. (H/V)
		10704	45.45	-28.55	74	54.61	39.1	12.6	60.86	-	-	P	H
		10704	36.66	-17.34	54	45.82	39.1	12.6	60.86	-	-	A	H
		12050	46.05	-27.95	74	54.99	39.2	13.23	61.37	-	-	P	H
		14472	46	-28	74	54.92	40	14.54	63.46	-	-	P	H
		14472	37.21	-16.79	54	46.13	40	14.54	63.46	-	-	A	H
		17888	45.12	-28.88	74	45.27	40.89	16.28	57.32	-	-	P	H
		17888	36.33	-17.67	54	36.48	40.89	16.28	57.32	-	-	A	H
		18075	35.61	-38.39	74	57.31	37.62	-3.47	55.85	-	-	P	H
													H
													H
													H
													H
802.11ax													H
HE160 Full													H
CH 15		10776	44.87	-29.13	74	54.11	39.02	12.64	60.9	-	-	P	V
6025MHz		10776	36.08	-17.92	54	45.32	39.02	12.64	60.9	-	-	A	V
		12050	45.33	-28.67	74	54.27	39.2	13.23	61.37	-	-	P	V
		14488	45.26	-28.74	74	54.19	40	14.55	63.48	-	-	P	V
		14488	36.47	-17.53	54	45.4	40	14.55	63.48	-	-	A	V
		17952	45.1	-28.9	74	44.81	41.21	16.31	57.23	-	-	P	V
		17952	36.31	-17.69	54	36.02	41.21	16.31	57.23	-	-	A	V
		18075	35.78	-38.22	74	57.73	37.62	-3.72	55.85	-	-	P	V
													V
													V
													V
													V



WIFI Ant. 9+8	Note	Frequency (MHz)	Level (dBμV/m)	Over Limit (dB)	Limit Line (dBμV/m)	Read Level (dBμV)	Antenna Factor (dB/m)	Path Loss (dB)	Preamp Factor (dB)	Ant Pos (cm)	Table Pos (deg)	Peak Avg. (P/A)	Pol. (H/V)	
802.11ax HE160 Full CH 47 6185MHz		10784	44.75	-29.25	74	53.99	39.02	12.65	60.91	-	-	P	H	
		10784	35.96	-18.04	54	45.2	39.02	12.65	60.91	-	-	A	H	
		12370	45.03	-28.97	74	54.09	39.09	13.44	61.59	-	-	P	H	
		14480	46.24	-27.76	74	55.16	40	14.55	63.47	-	-	P	H	
		14480	37.45	-16.55	54	46.37	40	14.55	63.47	-	-	A	H	
		17872	44.94	-29.06	74	45.27	40.75	16.26	57.34	-	-	P	H	
		17872	36.15	-17.85	54	36.48	40.75	16.26	57.34	-	-	A	H	
		18555	36.06	-37.94	74	56.8	37.94	-3.11	55.57	-	-	P	H	
														H
														H
														H
														H
			10768	45.06	-28.94	74	54.29	39.03	12.64	60.9	-	-	P	V
			10768	36.27	-17.73	54	45.5	39.03	12.64	60.9	-	-	A	V
			12370	44.43	-29.57	74	53.49	39.09	13.44	61.59	-	-	P	V
			14496	46.95	-27.05	74	55.89	40	14.55	63.49	-	-	P	V
			14496	38.16	-15.84	54	47.1	40	14.55	63.49	-	-	A	V
			17992	44.03	-29.97	74	43.5	41.37	16.34	57.18	-	-	P	V
			17992	35.24	-18.76	54	34.71	41.37	16.34	57.18	-	-	A	V
		18555	37.74	-36.26	74	58.97	37.94	-3.6	55.57	-	-	P	V	
													V	
													V	
													V	
													V	



WIFI Ant. 9+8	Note	Frequency (MHz)	Level (dBμV/m)	Over Limit (dB)	Limit Line (dBμV/m)	Read Level (dBμV)	Antenna Factor (dB/m)	Path Loss (dB)	Preamp Factor (dB)	Ant Pos (cm)	Table Pos (deg)	Peak Avg. (P/A)	Pol. (H/V)	
802.11ax HE160 Full CH 79 6345MHz		10728	45.28	-28.72	74	54.47	39.07	12.61	60.87	-	-	P	H	
		10728	36.49	-17.51	54	45.68	39.07	12.61	60.87	-	-	A	H	
		12690	45.86	-28.14	74	54.39	39.49	13.65	61.67	-	-	P	H	
		14472	45.99	-28.01	74	54.91	40	14.54	63.46	-	-	P	H	
		14472	37.2	-16.8	54	46.12	40	14.54	63.46	-	-	A	H	
		17888	43.98	-30.02	74	44.13	40.89	16.28	57.32	-	-	P	H	
		17888	35.19	-18.81	54	35.34	40.89	16.28	57.32	-	-	A	H	
		19035	36.98	-37.02	74	56.95	38.01	-2.69	55.29	-	-	P	H	
														H
														H
														H
														H
			10704	45.67	-28.33	74	54.83	39.1	12.6	60.86	-	-	P	V
			10704	36.88	-17.12	54	46.04	39.1	12.6	60.86	-	-	A	V
			12690	45.6	-28.4	74	54.13	39.49	13.65	61.67	-	-	P	V
			14480	46.03	-27.97	74	54.95	40	14.55	63.47	-	-	P	V
			14480	37.24	-16.76	54	46.16	40	14.55	63.47	-	-	A	V
			17880	44.75	-29.25	74	44.99	40.82	16.27	57.33	-	-	P	V
			17880	35.96	-18.04	54	36.2	40.82	16.27	57.33	-	-	A	V
			19035	35.36	-38.64	74	56.31	38.01	-3.67	55.29	-	-	P	V
													V	
													V	
													V	
													V	
Remark	<ol style="list-style-type: none"> No other spurious found. All results are PASS against Peak and Average limit line. The emission position marked as "-" means no suspected emission found with sufficient margin against limit line or noise floor only. The emission level close to 18GHz is checked that the average emission level is noise floor only. 													



**Band 5 5925~6425MHz
WIFI 802.11ax HE160 Partial 996 (Band Edge @ 3m)**

WIFI Ant. 9+8	Note	Frequency (MHz)	Level (dBμV/m)	Over Limit (dB)	Limit Line (dBμV/m)	Read Level (dBμV)	Antenna Factor (dB/m)	Path Loss (dB)	Preamp Factor (dB)	Ant Pos (cm)	Table Pos (deg)	Peak Avg. (P/A)	Pol. (H/V)	
802.11ax HE160 Partial 996/67 CH 15 6025MHz		5898.92	81.59	-6.61	88.2	74.26	34.3	9.74	36.71	100	51	P	H	
		5924.2	65.48	-2.72	68.2	58.21	34.2	9.78	36.71	100	51	A	H	
	*	6025	109.03	-	-	101.68	34.15	9.9	36.7	100	51	P	H	
	*	6025	98.81	-	-	91.46	34.15	9.9	36.7	100	51	A	H	
													H	
													H	
			5898.92	80.61	-7.59	88.2	73.28	34.3	9.74	36.71	100	50	P	V
			5923.24	63.54	-4.66	68.2	56.26	34.21	9.78	36.71	100	50	A	V
	*		6025	108.06	-	-	100.71	34.15	9.9	36.7	100	50	P	V
	*		6025	97.73	-	-	90.38	34.15	9.9	36.7	100	50	A	V
													V	
													V	
Remark	1. No other spurious found. 2. All results are PASS against Peak and Average limit line.													



Band 6 - 6425~6525MHz

WIFI 802.11a (Harmonic @ 3m)

WIFI Ant. 9+8	Note	Frequency (MHz)	Level (dBμV/m)	Over Limit (dB)	Limit Line (dBμV/m)	Read Level (dBμV)	Antenna Factor (dB/m)	Path Loss (dB)	Preamp Factor (dB)	Ant Pos (cm)	Table Pos (deg)	Peak Avg. (P/A)	Pol. (H/V)
		11424	48.83	-25.17	74	57.68	39	12.94	60.79	-	-	P	H
		11424	40.04	-13.96	54	48.89	39	12.94	60.79	-	-	A	H
		12870	47.7	-40.5	88.2	55.79	39.81	13.76	61.66	-	-	P	H
		14488	48	-26	74	56.93	40	14.55	63.48	-	-	P	H
		14488	39.21	-14.79	54	48.14	40	14.55	63.48	-	-	A	H
		17944	51.39	-22.61	74	51.15	41.18	16.31	57.25	-	-	P	H
		17944	42.6	-11.4	54	42.36	41.18	16.31	57.25	-	-	A	H
		19305	40.32	-33.68	74	60.36	38.01	-2.87	55.18	-	-	P	H
		19305	31.34	-22.66	54	51.38	38.01	-2.87	55.18	122	186	A	H
													H
													H
													H
802.11a													
CH 97													
6435MHz		11408	49.08	-24.92	74	57.93	39	12.95	60.8	-	-	P	V
		11408	40.29	-13.71	54	49.14	39	12.95	60.8	-	-	A	V
		12870	47.45	-40.75	88.2	55.54	39.81	13.76	61.66	-	-	P	V
		14488	47.83	-26.17	74	56.76	40	14.55	63.48	-	-	P	V
		14488	39.04	-14.96	54	47.97	40	14.55	63.48	-	-	A	V
		17936	52.16	-21.84	74	51.98	41.14	16.3	57.26	-	-	P	V
		17936	43.37	-10.63	54	43.19	41.14	16.3	57.26	-	-	A	V
		19305	42.47	-31.53	74	63.29	38.01	-3.65	55.18	150	226	P	V
		19305	33.84	-20.16	54	54.66	38.01	-3.65	55.18	150	226	A	V
													V
													V
													V



WIFI Ant. 9+8	Note	Frequency (MHz)	Level (dBμV/m)	Over Limit (dB)	Limit Line (dBμV/m)	Read Level (dBμV)	Antenna Factor (dB/m)	Path Loss (dB)	Preamp Factor (dB)	Ant Pos (cm)	Table Pos (deg)	Peak Avg. (P/A)	Pol. (H/V)	
802.11a CH 105 6475MHz		11480	49.06	-24.94	74	57.85	39	12.97	60.76	-	-	P	H	
		11480	40.27	-13.73	54	49.06	39	12.97	60.76	-	-	A	H	
		12950	47.34	-40.86	88.2	55.32	39.85	13.82	61.65	-	-	P	H	
		14496	47.63	-26.37	74	56.57	40	14.55	63.49	-	-	P	H	
		14496	38.84	-15.16	54	47.78	40	14.55	63.49	-	-	A	H	
		18000	52.28	-21.72	74	51.71	41.4	16.34	57.17	-	-	P	H	
		18000	43.49	-10.51	54	42.92	41.4	16.34	57.17	-	-	A	H	
		19425	41	-33	74	61.25	37.82	-2.94	55.13	121	233	P	H	
		19425	31.44	-22.56	54	51.69	37.82	-2.94	55.13	121	233	A	H	
													H	
													H	
													H	
			10752	49.67	-24.33	74	58.88	39.05	12.63	60.89	-	-	P	V
			10752	40.88	-13.12	54	50.09	39.05	12.63	60.89	-	-	A	V
			12950	47.49	-40.71	88.2	55.47	39.85	13.82	61.65	-	-	P	V
			14488	47.8	-26.2	74	56.73	40	14.55	63.48	-	-	P	V
			14488	39.01	-14.99	54	47.94	40	14.55	63.48	-	-	A	V
			17880	51.31	-22.69	74	51.55	40.82	16.27	57.33	-	-	P	V
			17880	42.52	-11.48	54	42.76	40.82	16.27	57.33	-	-	A	V
			19425	40.93	-33.07	74	61.88	37.82	-3.64	55.13	150	228	P	V
		19425	31.52	-22.48	54	52.47	37.82	-3.64	55.13	150	228	A	V	
													V	
													V	
													V	



WIFI Ant. 9+8	Note	Frequency (MHz)	Level (dBμV/m)	Over Limit (dB)	Limit Line (dBμV/m)	Read Level (dBμV)	Antenna Factor (dB/m)	Path Loss (dB)	Preamp Factor (dB)	Ant Pos (cm)	Table Pos (deg)	Peak Avg. (P/A)	Pol. (H/V)	
a802.11a CH 113 6515MHz		11448	48.81	-25.19	74	57.63	39	12.96	60.78	-	-	P	H	
		11448	40.02	-13.98	54	48.84	39	12.96	60.78	-	-	A	H	
		13030	46.36	-41.84	88.2	54.46	39.71	13.86	61.67	-	-	P	H	
		14496	47.75	-26.25	74	56.69	40	14.55	63.49	-	-	P	H	
		14496	38.96	-15.04	54	47.9	40	14.55	63.49	-	-	A	H	
		17952	51.12	-22.88	74	50.83	41.21	16.31	57.23	-	-	P	H	
		17952	42.33	-11.67	54	42.04	41.21	16.31	57.23	-	-	A	H	
		19545	42.8	-31.2	74	63.14	37.72	-2.98	55.08	129	168	P	H	
		19545	34.26	-19.74	54	54.6	37.72	-2.98	55.08	129	168	A	H	
														H
														H
														H
			11472	48.38	-25.62	74	57.18	39	12.97	60.77	-	-	P	V
			11472	39.59	-14.41	54	48.39	39	12.97	60.77	-	-	A	V
			13030	48.07	-40.13	88.2	56.17	39.71	13.86	61.67	-	-	P	V
			14488	48.35	-25.65	74	57.28	40	14.55	63.48	-	-	P	V
			14488	39.56	-14.44	54	48.49	40	14.55	63.48	-	-	A	V
			17936	51.14	-22.86	74	50.96	41.14	16.3	57.26	-	-	P	V
			17936	42.35	-11.65	54	42.17	41.14	16.3	57.26	-	-	A	V
			19545	44.28	-29.72	74	65.26	37.72	-3.62	55.08	150	229	P	V
		19545	35.9	-18.1	54	56.88	37.72	-3.62	55.08	150	229	A	V	
													V	
													V	
													V	
Remark	<ol style="list-style-type: none"> No other spurious found. All results are PASS against Peak and Average limit line. The emission position marked as "-" means no suspected emission found with sufficient margin against limit line or noise floor only. The emission level close to 18GHz is checked that the average emission level is noise floor only. 													



Band 6 6425~6525MHz
WIFI 802.11ax HE20 Full (Harmonic @ 3m)

WIFI Ant. 9+8	Note	Frequency (MHz)	Level (dBμV/m)	Over Limit (dB)	Limit Line (dBμV/m)	Read Level (dBμV)	Antenna Factor (dB/m)	Path Loss (dB)	Preamp Factor (dB)	Ant Pos (cm)	Table Pos (deg)	Peak Avg. (P/A)	Pol. (H/V)
		11440	48.59	-25.41	74	57.42	39	12.95	60.78	-	-	P	H
		11440	39.8	-14.2	54	48.63	39	12.95	60.78	-	-	A	H
		12870	47.14	-41.06	88.2	55.23	39.81	13.76	61.66	-	-	P	H
		14496	47.61	-26.39	74	56.55	40	14.55	63.49	-	-	P	H
		14496	38.82	-15.18	54	47.76	40	14.55	63.49	-	-	A	H
		17944	50.65	-23.35	74	50.41	41.18	16.31	57.25	-	-	P	H
		17944	41.86	-12.14	54	41.62	41.18	16.31	57.25	-	-	A	H
		19305	42.14	-31.86	74	62.18	38.01	-2.87	55.18	202	122	P	H
		19305	33.84	-20.16	54	53.88	38.01	-2.87	55.18	202	122	A	H
													H
													H
													H
802.11ax													H
HE20 Full													H
CH 97		11432	48.26	-25.74	74	57.1	39	12.95	60.79	-	-	P	V
6435MHz		11432	39.47	-14.53	54	48.31	39	12.95	60.79	-	-	A	V
		12870	47.3	-40.9	88.2	55.39	39.81	13.76	61.66	-	-	P	V
		14488	47.57	-26.43	74	56.5	40	14.55	63.48	-	-	P	V
		14488	38.78	-15.22	54	47.71	40	14.55	63.48	-	-	A	V
		17888	50.92	-23.08	74	51.07	40.89	16.28	57.32	-	-	P	V
		17888	42.13	-11.87	54	42.28	40.89	16.28	57.32	-	-	A	V
		19305	41.03	-32.97	74	61.85	38.01	-3.65	55.18	150	225	P	V
		19305	32.31	-21.69	54	53.13	38.01	-3.65	55.18	150	225	A	V
													V
													V
													V



WIFI Ant. 9+8	Note	Frequency (MHz)	Level (dBμV/m)	Over Limit (dB)	Limit Line (dBμV/m)	Read Level (dBμV)	Antenna Factor (dB/m)	Path Loss (dB)	Preamp Factor (dB)	Ant Pos (cm)	Table Pos (deg)	Peak Avg. (P/A)	Pol. (H/V)
		11472	49.53	-24.47	74	58.33	39	12.97	60.77	-	-	P	H
		11472	40.74	-13.26	54	49.54	39	12.97	60.77	-	-	A	H
		12950	47.14	-41.06	88.2	55.12	39.85	13.82	61.65	-	-	P	H
		14480	47.89	-26.11	74	56.81	40	14.55	63.47	-	-	P	H
		14480	39.1	-14.9	54	48.02	40	14.55	63.47	-	-	A	H
		17952	51.26	-22.74	74	50.97	41.21	16.31	57.23	-	-	P	H
		17952	42.47	-11.53	54	42.18	41.21	16.31	57.23	-	-	A	H
		19425	38.2	-35.8	74	58.45	37.82	-2.94	55.13	-	-	P	H
													H
													H
													H
													H
802.11ax													
HE20 Full													
CH 105													
6475MHz		11432	48.7	-25.3	74	57.54	39	12.95	60.79	-	-	P	V
		11432	39.91	-14.09	54	48.75	39	12.95	60.79	-	-	A	V
		12950	48.53	-39.67	88.2	56.51	39.85	13.82	61.65	-	-	P	V
		14480	47.17	-26.83	74	56.09	40	14.55	63.47	-	-	P	V
		14480	38.38	-15.62	54	47.3	40	14.55	63.47	-	-	A	V
		18000	50.62	-23.38	74	50.05	41.4	16.34	57.17	-	-	P	V
		18000	41.83	-12.17	54	41.26	41.4	16.34	57.17	-	-	A	V
		19425	38.25	-35.75	74	59.2	37.82	-3.64	55.13	-	-	P	V
													V
													V
													V
													V



WIFI Ant. 9+8	Note	Frequency (MHz)	Level (dBμV/m)	Over Limit (dB)	Limit Line (dBμV/m)	Read Level (dBμV)	Antenna Factor (dB/m)	Path Loss (dB)	Preamp Factor (dB)	Ant Pos (cm)	Table Pos (deg)	Peak Avg. (P/A)	Pol. (H/V)
		11488	48.85	-25.15	74	57.63	39	12.98	60.76	-	-	P	H
		11488	40.06	-13.94	54	48.84	39	12.98	60.76	-	-	A	H
		13030	46.44	-41.76	88.2	54.54	39.71	13.86	61.67	-	-	P	H
		14480	47.65	-26.35	74	56.57	40	14.55	63.47	-	-	P	H
		14480	38.86	-15.14	54	47.78	40	14.55	63.47	-	-	A	H
		17928	51.17	-22.83	74	51.03	41.11	16.3	57.27	-	-	P	H
		17928	42.38	-11.62	54	42.24	41.11	16.3	57.27	-	-	A	H
		19545	38.78	-35.22	74	59.12	37.72	-2.98	55.08	165	133	P	H
		19545	29.89	-24.11	54	50.23	37.72	-2.98	55.08	165	133	A	H
													H
													H
802.11ax													H
HE20 Full													H
CH 113		11400	48.31	-25.69	74	57.18	39	12.94	60.81	-	-	P	V
6515MHz		11400	39.52	-14.48	54	48.39	39	12.94	60.81	-	-	A	V
		13030	47.03	-41.17	88.2	55.13	39.71	13.86	61.67	-	-	P	V
		14496	47.96	-26.04	74	56.9	40	14.55	63.49	-	-	P	V
		14496	39.17	-14.83	54	48.11	40	14.55	63.49	-	-	A	V
		17976	51.75	-22.25	74	51.32	41.3	16.33	57.2	-	-	P	V
		17976	42.96	-11.04	54	42.53	41.3	16.33	57.2	-	-	A	V
		19545	41.98	-32.02	74	62.96	37.72	-3.62	55.08	150	227	P	V
		19545	33.14	-20.86	54	54.12	37.72	-3.62	55.08	150	227	A	V
													V
													V
													V
Remark	<ol style="list-style-type: none"> No other spurious found. All results are PASS against Peak and Average limit line. The emission position marked as "-" means no suspected emission found with sufficient margin against limit line or noise floor only. The emission level close to 18GHz is checked that the average emission level is noise floor only. 												



Band 6 6425~6525MHz
WIFI 802.11ax HE40 Full (Harmonic @ 3m)

WIFI Ant. 9+8	Note	Frequency (MHz)	Level (dBμV/m)	Over Limit (dB)	Limit Line (dBμV/m)	Read Level (dBμV)	Antenna Factor (dB/m)	Path Loss (dB)	Preamp Factor (dB)	Ant Pos (cm)	Table Pos (deg)	Peak Avg. (P/A)	Pol. (H/V)
		10728	45.81	-28.19	74	55	39.07	12.61	60.87	-	-	P	H
		10728	37.02	-16.98	54	46.21	39.07	12.61	60.87	-	-	A	H
		12890	45.15	-43.05	88.2	53.17	39.87	13.77	61.66	-	-	P	H
		14496	45.31	-28.69	74	54.25	40	14.55	63.49	-	-	P	H
		14496	36.52	-17.48	54	45.46	40	14.55	63.49	-	-	A	H
		17896	44.59	-29.41	74	44.66	40.96	16.28	57.31	-	-	P	H
		17896	35.8	-18.2	54	35.87	40.96	16.28	57.31	-	-	A	H
		19335	37.68	-36.32	74	57.77	37.96	-2.88	55.17	-	-	P	H
													H
													H
													H
													H
802.11ax													H
HE40 Full													H
CH 99		10600	45.04	-28.96	74	54.28	39	12.55	60.79	-	-	P	V
6445MHz		10600	36.25	-17.75	54	45.49	39	12.55	60.79	-	-	A	V
		12890	45.96	-42.24	88.2	53.98	39.87	13.77	61.66	-	-	P	V
		14488	45.77	-28.23	74	54.7	40	14.55	63.48	-	-	P	V
		14488	36.98	-17.02	54	45.91	40	14.55	63.48	-	-	A	V
		17808	44.75	-29.25	74	45.79	40.17	16.22	57.43	-	-	P	V
		17808	35.96	-18.04	54	37	40.17	16.22	57.43	-	-	A	V
		19335	41.98	-32.02	74	62.83	37.96	-3.64	55.17	150	221	P	V
		19335	32.81	-21.19	54	53.66	37.96	-3.64	55.17	150	221	A	V
													V
													V
													V



WIFI Ant. 9+8	Note	Frequency (MHz)	Level (dBμV/m)	Over Limit (dB)	Limit Line (dBμV/m)	Read Level (dBμV)	Antenna Factor (dB/m)	Path Loss (dB)	Preamp Factor (dB)	Ant Pos (cm)	Table Pos (deg)	Peak Avg. (P/A)	Pol. (H/V)	
802.11ax HE40 Full CH 107 6485MHz		10640	45.12	-28.88	74	54.33	39.04	12.57	60.82	-	-	P	H	
		10640	36.33	-17.67	54	45.54	39.04	12.57	60.82	-	-	A	H	
		12970	45.48	-42.72	88.2	53.47	39.83	13.83	61.65	-	-	P	H	
		14480	46.66	-27.34	74	55.58	40	14.55	63.47	-	-	P	H	
		14480	37.87	-16.13	54	46.79	40	14.55	63.47	-	-	A	H	
		17888	44.04	-29.96	74	44.19	40.89	16.28	57.32	-	-	P	H	
		17888	35.25	-18.75	54	35.4	40.89	16.28	57.32	-	-	A	H	
		19455	37.26	-36.74	74	57.57	37.77	-2.96	55.12	-	-	P	H	
														H
														H
														H
														H
														H
			10616	45.35	-28.65	74	54.58	39.02	12.55	60.8	-	-	P	V
			10616	36.56	-17.44	54	45.79	39.02	12.55	60.8	-	-	A	V
			12970	45.97	-42.23	88.2	53.96	39.83	13.83	61.65	-	-	P	V
			14496	45.54	-28.46	74	54.48	40	14.55	63.49	-	-	P	V
			14496	36.75	-17.25	54	45.69	40	14.55	63.49	-	-	A	V
			17936	44.63	-29.37	74	44.45	41.14	16.3	57.26	-	-	P	V
			17936	35.84	-18.16	54	35.66	41.14	16.3	57.26	-	-	A	V
		19455	37.82	-36.18	74	58.8	37.77	-3.63	55.12	-	-	P	V	
													V	
													V	
													V	
													V	



WIFI Ant. 9+8	Note	Frequency (MHz)	Level (dBμV/m)	Over Limit (dB)	Limit Line (dBμV/m)	Read Level (dBμV)	Antenna Factor (dB/m)	Path Loss (dB)	Preamp Factor (dB)	Ant Pos (cm)	Table Pos (deg)	Peak Avg. (P/A)	Pol. (H/V)
		10624	45.23	-28.77	74	54.46	39.02	12.56	60.81	-	-	P	H
		10624	36.44	-17.56	54	45.67	39.02	12.56	60.81	-	-	A	H
		13050	46.17	-42.03	88.2	54.33	39.65	13.87	61.68	-	-	P	H
		14496	46.03	-27.97	74	54.97	40	14.55	63.49	-	-	P	H
		14496	37.24	-16.76	54	46.18	40	14.55	63.49	-	-	A	H
		17888	45.11	-28.89	74	45.26	40.89	16.28	57.32	-	-	P	H
		17888	36.32	-17.68	54	36.47	40.89	16.28	57.32	-	-	A	H
		19575	37.67	-36.33	74	57.98	37.73	-2.97	55.07	-	-	P	H
													H
													H
													H
													H
802.11ax													H
HE40 Full													H
CH 115		10768	44.73	-29.27	74	53.96	39.03	12.64	60.9	-	-	P	V
6525MHz		10768	35.94	-18.06	54	45.17	39.03	12.64	60.9	-	-	A	V
		13050	45.45	-42.75	88.2	53.61	39.65	13.87	61.68	-	-	P	V
		14488	45.56	-28.44	74	54.49	40	14.55	63.48	-	-	P	V
		14488	36.77	-17.23	54	45.7	40	14.55	63.48	-	-	A	V
		17888	44.61	-29.39	74	44.76	40.89	16.28	57.32	-	-	P	V
		17888	35.82	-18.18	54	35.97	40.89	16.28	57.32	-	-	A	V
		19575	41.83	-32.17	74	62.79	37.73	-3.62	55.07	150	280	P	V
		19575	32.71	-21.29	54	53.67	37.73	-3.62	55.07	150	280	A	V
													V
													V
													V
Remark	<ol style="list-style-type: none"> No other spurious found. All results are PASS against Peak and Average limit line. The emission position marked as "-" means no suspected emission found with sufficient margin against limit line or noise floor only. The emission level close to 18GHz is checked that the average emission level is noise floor only. 												



Band 6 6425~6525MHz
WIFI 802.11ax HE80 Full (Harmonic @ 3m)

WIFI Ant. 9+8	Note	Frequency (MHz)	Level (dBμV/m)	Over Limit (dB)	Limit Line (dBμV/m)	Read Level (dBμV)	Antenna Factor (dB/m)	Path Loss (dB)	Preamp Factor (dB)	Ant Pos (cm)	Table Pos (deg)	Peak Avg. (P/A)	Pol. (H/V)
		10744	45.47	-28.53	74	54.67	39.06	12.62	60.88	-	-	P	H
		10744	45.47	-8.53	54	54.67	39.06	12.62	60.88	-	-	A	H
		12930	45.87	-42.33	88.2	53.85	39.87	13.8	61.65	-	-	P	H
		14496	46.14	-27.86	74	55.08	40	14.55	63.49	-	-	P	H
		14496	37.35	-16.65	54	46.29	40	14.55	63.49	-	-	A	H
		18000	44.66	-29.34	74	44.09	41.4	16.34	57.17	-	-	P	H
		18000	35.87	-18.13	54	35.3	41.4	16.34	57.17	-	-	A	H
		19395	36.53	-37.47	74	56.72	37.87	-2.92	55.14	-	-	P	H
													H
													H
													H
													H
802.11ax													H
HE80 Full													H
CH 103		10784	45.15	-28.85	74	54.39	39.02	12.65	60.91	-	-	P	V
6465MHz		10784	36.36	-17.64	54	45.6	39.02	12.65	60.91	-	-	A	V
		12930	46.07	-42.13	88.2	54.05	39.87	13.8	61.65	-	-	P	V
		14496	45.85	-28.15	74	54.79	40	14.55	63.49	-	-	P	V
		14496	37.06	-16.94	54	46	40	14.55	63.49	-	-	A	V
		17880	45.22	-28.78	74	45.46	40.82	16.27	57.33	-	-	P	V
		17880	36.43	-17.57	54	36.67	40.82	16.27	57.33	-	-	A	V
		19395	36.62	-37.38	74	57.53	37.87	-3.64	55.14	-	-	P	V
													V
													V
													V
													V



WIFI Ant. 9+8	Note	Frequency (MHz)	Level (dBμV/m)	Over Limit (dB)	Limit Line (dBμV/m)	Read Level (dBμV)	Antenna Factor (dB/m)	Path Loss (dB)	Preamp Factor (dB)	Ant Pos (cm)	Table Pos (deg)	Peak Avg. (P/A)	Pol. (H/V)	
802.11ax HE80 Full CH 119 6545MHz		11512	49.5	-24.5	74	54.75	38.96	13.6	57.81	-	-	P	H	
		11512	40.71	-13.29	54	45.96	38.96	13.6	57.81	-	-	A	H	
		13090	46.61	-41.59	88.2	49.6	39.53	14.57	57.09	-	-	P	H	
		14496	49.08	-24.92	74	50.67	40	15.33	56.92	-	-	P	H	
		14496	49.29	-13.71	54	41.88	40	15.33	56.92	-	-	A	H	
		18000	52.42	-21.58	74	53.67	41.4	16.84	59.49	-	-	P	H	
		18000	43.63	-10.37	54	44.88	41.4	16.84	59.49	-	-	A	H	
		19635	35.61	-38.39	74	55.86	37.75	-2.95	55.05	-	-	P	H	
														H
														H
														H
														H
			11288	50.23	-23.77	74	55.76	38.99	13.5	58.02	-	-	P	V
			11288	41.44	-12.56	54	46.97	38.99	13.5	58.02	-	-	A	V
			13090	47.14	-41.06	88.2	50.13	39.53	14.57	57.09	-	-	P	V
			14488	49.13	-24.87	74	50.72	40	15.33	56.92	-	-	P	V
			14488	40.34	-13.66	54	41.93	40	15.33	56.92	-	-	A	V
			17992	52.53	-21.47	74	53.82	41.37	16.84	59.5	-	-	P	V
			17992	43.74	-10.26	54	45.03	41.37	16.84	59.5	-	-	A	V
			19635	34.95	-39.05	74	55.2	37.75	-2.95	55.05	-	-	P	V
													V	
													V	
													V	
													V	
Remark	<ol style="list-style-type: none"> No other spurious found. All results are PASS against Peak and Average limit line. The emission position marked as "-" means no suspected emission found with sufficient margin against limit line or noise floor only. The emission level close to 18GHz is checked that the average emission level is noise floor only. 													



Band 6 6425~6525MHz
WIFI 802.11ax HE160 Full (Harmonic @ 3m)

WIFI Ant. 9+8	Note	Frequency (MHz)	Level (dBμV/m)	Over Limit (dB)	Limit Line (dBμV/m)	Read Level (dBμV)	Antenna Factor (dB/m)	Path Loss (dB)	Preamp Factor (dB)	Ant Pos (cm)	Table Pos (deg)	Peak Avg. (P/A)	Pol. (H/V)
		10760	44.86	-29.14	74	54.07	39.04	12.64	60.89	-	-	P	H
		10760	36.07	-17.93	54	45.28	39.04	12.64	60.89	-	-	A	H
		13010	45.47	-42.73	88.2	53.51	39.77	13.85	61.66	-	-	P	H
		14472	45.94	-28.06	74	54.86	40	14.54	63.46	-	-	P	H
		14472	37.15	-16.85	54	46.07	40	14.54	63.46	-	-	A	H
		17880	44.68	-29.32	74	44.92	40.82	16.27	57.33	-	-	P	H
		17880	35.89	-18.11	54	36.13	40.82	16.27	57.33	-	-	A	H
		19515	36.59	-37.41	74	56.96	37.71	-2.99	55.09	-	-	P	H
													H
													H
802.11ax													H
HE160 Full													H
CH 111		10744	44.93	-29.07	74	54.13	39.06	12.62	60.88	-	-	P	V
6505MHz		10744	36.14	-17.86	54	45.34	39.06	12.62	60.88	-	-	A	V
		13010	46.12	-42.08	88.2	54.16	39.77	13.85	61.66	-	-	P	V
		14496	45.98	-28.02	74	54.92	40	14.55	63.49	-	-	P	V
		14496	37.19	-16.81	54	46.13	40	14.55	63.49	-	-	A	V
		17880	43.97	-30.03	74	44.21	40.82	16.27	57.33	-	-	P	V
		17880	35.18	-18.82	54	35.42	40.82	16.27	57.33	-	-	A	V
		19515	36.19	-37.81	74	57.2	37.71	-3.63	55.09	-	-	P	V
													V
													V
													V
													V

Remark

- No other spurious found.
- All results are PASS against Peak and Average limit line.
- The emission position marked as "-" means no suspected emission found with sufficient margin against limit line or noise floor only.
- The emission level close to 18GHz is checked that the average emission level is noise floor only.



Band 7 - 6525~6875MHz

WIFI 802.11a (Harmonic @ 3m)

WIFI	Note	Frequency	Level	Over	Limit	Read	Antenna	Path	Preamp	Ant	Table	Peak	Pol.	
Ant.				Limit	Line	Level	Factor	Loss	Factor	Pos	Pos	Avg.		
9+8		(MHz)	(dBμV/m)	(dB)	(dBμV/m)	(dBμV)	(dB/m)	(dB)	(dB)	(cm)	(deg)	(P/A)	(H/V)	
802.11a CH 117 6535MHz		11440	49.46	-24.54	74	58.29	39	12.95	60.78	-	-	P	H	
		11440	40.67	-13.33	54	49.5	39	12.95	60.78	-	-	A	H	
		13070	46.32	-41.88	88.2	54.53	39.59	13.89	61.69	-	-	P	H	
		14496	48.7	-25.3	74	57.64	40	14.55	63.49	-	-	P	H	
		14496	39.91	-14.09	54	48.85	40	14.55	63.49	-	-	A	H	
		17936	51.24	-22.76	74	51.06	41.14	16.3	57.26	-	-	P	H	
		17936	42.45	-11.55	54	42.27	41.14	16.3	57.26	-	-	A	H	
		19605	40.06	-33.94	74	60.34	37.74	-2.96	55.06	-	-	P	H	
														H
														H
														H
														H
			11472	48.98	-25.02	74	57.78	39	12.97	60.77	-	-	P	V
			11472	40.19	-13.81	54	48.99	39	12.97	60.77	-	-	A	V
			13070	47.31	-40.89	88.2	55.52	39.59	13.89	61.69	-	-	P	V
			14496	47.9	-26.1	74	56.84	40	14.55	63.49	-	-	P	V
			14496	39.11	-14.89	54	48.05	40	14.55	63.49	-	-	A	V
			17944	52.39	-21.61	74	52.15	41.18	16.31	57.25	-	-	P	V
			17944	43.6	-10.4	54	43.36	41.18	16.31	57.25	-	-	A	V
			19605	42.26	-31.74	74	63.19	37.74	-3.61	55.06	150	226	P	V
		19605	33.19	-20.81	54	54.12	37.74	-3.61	55.06	150	226	A	V	
													V	
													V	
													V	



WIFI Ant. 9+8	Note	Frequency (MHz)	Level (dBμV/m)	Over Limit (dB)	Limit Line (dBμV/m)	Read Level (dBμV)	Antenna Factor (dB/m)	Path Loss (dB)	Preamp Factor (dB)	Ant Pos (cm)	Table Pos (deg)	Peak Avg. (P/A)	Pol. (H/V)	
802.11a CH 149 6695MHz		11400	48.98	-25.02	74	57.85	39	12.94	60.81	-	-	P	H	
		11400	40.19	-13.81	54	49.06	39	12.94	60.81	-	-	A	H	
		13390	47.79	-26.21	74	55.56	40.07	14.04	61.88	-	-	P	H	
		14496	48.26	-25.74	74	57.2	40	14.55	63.49	-	-	P	H	
		14496	39.47	-14.53	54	48.41	40	14.55	63.49	-	-	A	H	
		17952	51.56	-22.44	74	51.27	41.21	16.31	57.23	-	-	P	H	
		17952	42.77	-11.23	54	42.48	41.21	16.31	57.23	-	-	A	H	
		20085	43.14	-30.86	74	63.51	37.6	-3.07	54.9	-	-	P	H	
														H
														H
														H
														H
			11440	49.1	-24.9	74	57.93	39	12.95	60.78	-	-	P	V
			11440	40.31	-13.69	54	49.14	39	12.95	60.78	-	-	A	V
			13390	47.89	-26.11	74	55.66	40.07	14.04	61.88	-	-	P	V
			14488	48.15	-25.85	74	57.08	40	14.55	63.48	-	-	P	V
			14488	39.36	-14.64	54	48.29	40	14.55	63.48	-	-	A	V
			17896	51.67	-22.33	74	51.74	40.96	16.28	57.31	-	-	P	V
			17896	42.88	-11.12	54	42.95	40.96	16.28	57.31	-	-	A	V
			20085	42.66	-31.34	74	63.48	37.6	-3.52	54.9	150	227	P	V
		20085	33.54	-20.46	54	54.36	37.6	-3.52	54.9	150	227	A	V	
													V	
													V	
													V	



WIFI Ant. 9+8	Note	Frequency (MHz)	Level (dBμV/m)	Over Limit (dB)	Limit Line (dBμV/m)	Read Level (dBμV)	Antenna Factor (dB/m)	Path Loss (dB)	Preamp Factor (dB)	Ant Pos (cm)	Table Pos (deg)	Peak Avg. (P/A)	Pol. (H/V)	
802.11a CH 185 6875MHz		11472	49.05	-24.95	74	57.85	39	12.97	60.77	-	-	P	H	
		11472	40.26	-13.74	54	49.06	39	12.97	60.77	-	-	A	H	
		13750	49.37	-38.83	88.2	57.63	39.95	14.23	62.44	-	-	P	H	
		14472	48.64	-25.36	74	57.56	40	14.54	63.46	-	-	P	H	
		14472	39.85	-14.15	54	48.77	40	14.54	63.46	-	-	A	H	
		17880	51.51	-22.49	74	51.75	40.82	16.27	57.33	-	-	P	H	
		17880	42.72	-11.28	54	42.96	40.82	16.27	57.33	-	-	A	H	
		20625	36.4	-37.6	74	57.25	37.9	-3.87	54.88	-	-	P	H	
														H
														H
														H
														H
			11480	49.03	-24.97	74	57.82	39	12.97	60.76	-	-	P	V
			11480	40.24	-13.76	54	49.03	39	12.97	60.76	-	-	A	V
			13750	48.83	-39.37	88.2	57.09	39.95	14.23	62.44	-	-	P	V
			14496	48.22	-25.78	74	57.16	40	14.55	63.49	-	-	P	V
			14496	39.43	-14.57	54	48.37	40	14.55	63.49	-	-	A	V
			17896	51.67	-22.33	74	51.74	40.96	16.28	57.31	-	-	P	V
			17896	42.88	-11.12	54	42.95	40.96	16.28	57.31	-	-	A	V
			20625	37.89	-36.11	74	58.33	37.9	-3.46	54.88	-	-	P	V
													V	
													V	
													V	
													V	
Remark	<ol style="list-style-type: none"> No other spurious found. All results are PASS against Peak and Average limit line. The emission position marked as "-" means no suspected emission found with sufficient margin against limit line or noise floor only. The emission level close to 18GHz is checked that the average emission level is noise floor only. 													



Band 7 - 6525~6875MHz
WIFI 802.11ax HE20 Full (Harmonic @ 3m)

WIFI Ant. 9+8	Note	Frequency (MHz)	Level (dBμV/m)	Over Limit (dB)	Limit Line (dBμV/m)	Read Level (dBμV)	Antenna Factor (dB/m)	Path Loss (dB)	Preamp Factor (dB)	Ant Pos (cm)	Table Pos (deg)	Peak Avg. (P/A)	Pol. (H/V)
		11280	48.86	-25.14	74	57.88	38.98	12.88	60.88	-	-	P	H
		11280	40.07	-13.93	54	49.09	38.98	12.88	60.88	-	-	A	H
		13070	46.97	-41.23	88.2	55.18	39.59	13.89	61.69	-	-	P	H
		14488	47.74	-26.26	74	56.67	40	14.55	63.48	-	-	P	H
		14488	38.95	-15.05	54	47.88	40	14.55	63.48	-	-	A	H
		17944	51.17	-22.83	74	50.93	41.18	16.31	57.25	-	-	P	H
		17944	42.38	-11.62	54	42.14	41.18	16.31	57.25	-	-	A	H
		19605	39.52	-34.48	74	59.8	37.74	-2.96	55.06	-	-	P	H
													H
													H
													H
													H
802.11ax													H
HE20 Full													H
CH 117		11472	48.4	-25.6	74	57.2	39	12.97	60.77	-	-	P	V
6535MHz		11472	39.61	-14.39	54	48.41	39	12.97	60.77	-	-	A	V
		13070	47.29	-40.91	88.2	55.5	39.59	13.89	61.69	-	-	P	V
		14496	48.01	-25.99	74	56.95	40	14.55	63.49	-	-	P	V
		14496	39.22	-14.78	54	48.16	40	14.55	63.49	-	-	A	V
		17936	51.22	-22.78	74	51.04	41.14	16.3	57.26	-	-	P	V
		17936	42.43	-11.57	54	42.25	41.14	16.3	57.26	-	-	A	V
		19605	43.83	-30.17	74	64.76	37.74	-3.61	55.06	150	228	P	V
		19605	34.9	-19.1	54	55.83	37.74	-3.61	55.06	150	228	A	V
													V
													V
													V



WIFI Ant. 9+8	Note	Frequency (MHz)	Level (dBμV/m)	Over Limit (dB)	Limit Line (dBμV/m)	Read Level (dBμV)	Antenna Factor (dB/m)	Path Loss (dB)	Preamp Factor (dB)	Ant Pos (cm)	Table Pos (deg)	Peak Avg. (P/A)	Pol. (H/V)
		11408	48.42	-25.58	74	57.27	39	12.95	60.8	-	-	P	H
		11408	39.63	-14.37	54	48.48	39	12.95	60.8	-	-	A	H
		13392	50.99	-23.01	74	58.75	40.08	14.04	61.88	100	126	P	H
		13392	40.75	-13.25	54	48.51	40.08	14.04	61.88	100	126	A	H
		14488	47.39	-26.61	74	56.32	40	14.55	63.48	-	-	P	H
		14488	38.6	-15.4	54	47.53	40	14.55	63.48	-	-	A	H
		17888	51.15	-22.85	74	51.3	40.89	16.28	57.32	-	-	P	H
		17888	42.36	-11.64	54	42.51	40.89	16.28	57.32	-	-	A	H
		20085	38.67	-35.33	74	59.04	37.6	-3.07	54.9	-	-	P	H
													H
													H
802.11ax													H
HE20 Full													H
CH 149		11360	48.58	-25.42	74	57.49	39	12.92	60.83	-	-	P	V
6695MHz		11360	39.79	-14.21	54	48.7	39	12.92	60.83	-	-	A	V
		13390	52.03	-21.97	74	59.8	40.07	14.04	61.88	100	360	P	V
		13390	41.26	-12.74	54	49.03	40.07	14.04	61.88	100	360	A	V
		14480	48.37	-25.63	74	57.29	40	14.55	63.47	-	-	P	V
		14480	39.58	-14.42	54	48.5	40	14.55	63.47	-	-	A	V
		17944	51.23	-22.77	74	50.99	41.18	16.31	57.25	-	-	P	V
		17944	42.44	-11.56	54	42.2	41.18	16.31	57.25	-	-	A	V
		20085	41.86	-32.14	74	62.68	37.6	-3.52	54.9	150	231	P	V
		20085	32.73	-21.27	54	53.55	37.6	-3.52	54.9	150	231	A	V
													V
													V



WIFI Ant. 9+8	Note	Frequency (MHz)	Level (dBμV/m)	Over Limit (dB)	Limit Line (dBμV/m)	Read Level (dBμV)	Antenna Factor (dB/m)	Path Loss (dB)	Preamp Factor (dB)	Ant Pos (cm)	Table Pos (deg)	Peak Avg. (P/A)	Pol. (H/V)
		11368	48.48	-25.52	74	57.38	39	12.93	60.83	-	-	P	H
		11368	39.69	-14.31	54	48.59	39	12.93	60.83	-	-	A	H
		13750	49.6	-38.6	88.2	57.86	39.95	14.23	62.44	-	-	P	H
		14480	47.55	-26.45	74	56.47	40	14.55	63.47	-	-	P	H
		14480	38.76	-15.24	54	47.68	40	14.55	63.47	-	-	A	H
		17888	51.24	-22.76	74	51.39	40.89	16.28	57.32	-	-	P	H
		17888	42.45	-11.55	54	42.6	40.89	16.28	57.32	-	-	A	H
		20625	36.85	-37.15	74	57.7	37.9	-3.87	54.88	-	-	P	H
													H
													H
													H
													H
802.11ax													H
HE20 Full													H
CH 185		11432	49.72	-24.28	74	58.56	39	12.95	60.79	-	-	P	V
6875MHz		11432	40.93	-13.07	54	49.77	39	12.95	60.79	-	-	A	V
		13750	51.82	-36.38	88.2	60.08	39.95	14.23	62.44	-	-	P	V
		14496	47.83	-26.17	74	56.77	40	14.55	63.49	-	-	P	V
		14496	39.04	-14.96	54	47.98	40	14.55	63.49	-	-	A	V
		17944	51.95	-22.05	74	51.71	41.18	16.31	57.25	-	-	P	V
		17944	43.16	-10.84	54	42.92	41.18	16.31	57.25	-	-	A	V
		20625	36.56	-37.44	74	57	37.9	-3.46	54.88	-	-	P	V
													V
													V
													V
													V
Remark	<ol style="list-style-type: none"> No other spurious found. All results are PASS against Peak and Average limit line. The emission position marked as "-" means no suspected emission found with sufficient margin against limit line or noise floor only. The emission level close to 18GHz is checked that the average emission level is noise floor only. 												



Band 7 - 6525~6875MHz
WIFI 802.11ax HE40 Full (Harmonic @ 3m)

WIFI Ant. 9+8	Note	Frequency (MHz)	Level (dBμV/m)	Over Limit (dB)	Limit Line (dBμV/m)	Read Level (dBμV)	Antenna Factor (dB/m)	Path Loss (dB)	Preamp Factor (dB)	Ant Pos (cm)	Table Pos (deg)	Peak Avg. (P/A)	Pol. (H/V)
		10776	45.33	-28.67	74	54.57	39.02	12.64	60.9	-	-	P	H
		10776	36.54	-17.46	54	45.78	39.02	12.64	60.9	-	-	A	H
		13130	44.98	-43.22	88.2	53.21	39.59	13.91	61.73	-	-	P	H
		14488	45.66	-28.34	74	54.59	40	14.55	63.48	-	-	P	H
		14488	36.87	-17.13	54	45.8	40	14.55	63.48	-	-	A	H
		17864	44.87	-29.13	74	45.29	40.68	16.25	57.35	-	-	P	H
		17864	36.08	-17.92	54	36.5	40.68	16.25	57.35	-	-	A	H
		19695	37.88	-36.12	74	58.06	37.78	-2.94	55.02	-	-	P	H
													H
													H
													H
													H
802.11ax													H
HE40 Full													H
CH 123													H
6565MHz		10696	44.88	-29.12	74	54.04	39.1	12.59	60.85	-	-	P	V
		10696	36.09	-17.91	54	45.25	39.1	12.59	60.85	-	-	A	V
		13130	44.38	-43.82	88.2	52.61	39.59	13.91	61.73	-	-	P	V
		14488	45.56	-28.44	74	54.49	40	14.55	63.48	-	-	P	V
		14488	36.77	-17.23	54	45.7	40	14.55	63.48	-	-	A	V
		17880	45	-29	74	45.24	40.82	16.27	57.33	-	-	P	V
		17880	36.21	-17.79	54	36.45	40.82	16.27	57.33	-	-	A	V
		19695	41.31	-32.69	74	62.14	37.78	-3.59	55.02	150	229	P	V
		19695	32.42	-21.58	54	53.25	37.78	-3.59	55.02	150	229	A	V
													V
													V
													V



WIFI Ant. 9+8	Note	Frequency (MHz)	Level (dBµV/m)	Over Limit (dB)	Limit Line (dBµV/m)	Read Level (dBµV)	Antenna Factor (dB/m)	Path Loss (dB)	Preamp Factor (dB)	Ant Pos (cm)	Table Pos (deg)	Peak Avg. (P/A)	Pol. (H/V)
		10792	44.86	-29.14	74	54.11	39.01	12.65	60.91	-	-	P	H
		10792	36.07	-17.93	54	45.32	39.01	12.65	60.91	-	-	A	H
		13770	47.38	-40.82	88.2	55.69	39.93	14.24	62.48	-	-	P	H
		14488	45.82	-28.18	74	54.75	40	14.55	63.48	-	-	P	H
		14488	37.03	-16.97	54	45.96	40	14.55	63.48	-	-	A	H
		17896	44.91	-29.09	74	44.98	40.96	16.28	57.31	-	-	P	H
		17896	36.12	-17.88	54	36.19	40.96	16.28	57.31	-	-	A	H
		20655	37.61	-36.39	74	58.41	37.88	-3.81	54.87	-	-	P	H
													H
													H
													H
													H
802.11ax													
HE40 Full													
CH 187		10728	45.68	-28.32	74	54.87	39.07	12.61	60.87	-	-	P	V
6885MHz		10728	36.89	-17.11	54	46.08	39.07	12.61	60.87	-	-	A	V
		13770	48.18	-40.02	88.2	56.49	39.93	14.24	62.48	-	-	P	V
		14488	45.29	-28.71	74	54.22	40	14.55	63.48	-	-	P	V
		14488	36.5	-17.5	54	45.43	40	14.55	63.48	-	-	A	V
		17880	45.83	-28.17	74	46.07	40.82	16.27	57.33	-	-	P	V
		17880	37.04	-16.96	54	37.28	40.82	16.27	57.33	-	-	A	V
		20655	36.22	-37.78	74	56.66	37.88	-3.45	54.87	-	-	P	V
													V
													V
													V
													V
Remark	<ol style="list-style-type: none"> No other spurious found. All results are PASS against Peak and Average limit line. The emission position marked as "-" means no suspected emission found with sufficient margin against limit line or noise floor only. The emission level close to 18GHz is checked that the average emission level is noise floor only. 												



Band 7 - 6525~6875MHz
WIFI 802.11ax HE80 Full (Harmonic @ 3m)

WIFI Ant. 9+8	Note	Frequency (MHz)	Level (dBµV/m)	Over Limit (dB)	Limit Line (dBµV/m)	Read Level (dBµV)	Antenna Factor (dB/m)	Path Loss (dB)	Preamp Factor (dB)	Ant Pos (cm)	Table Pos (deg)	Peak Avg. (P/A)	Pol. (H/V)
		10784	45.45	-28.55	74	54.69	39.02	12.65	60.91	-	-	P	H
		10784	36.66	-17.34	54	45.9	39.02	12.65	60.91	-	-	A	H
		13250	46.23	-27.77	74	54.25	39.8	13.97	61.79	-	-	P	H
		14496	45.4	-28.6	74	54.34	40	14.55	63.49	-	-	P	H
		14496	36.61	-17.39	54	45.55	40	14.55	63.49	-	-	A	H
		18000	45.69	-28.31	74	45.12	41.4	16.34	57.17	-	-	P	H
		18000	36.9	-17.1	54	36.33	41.4	16.34	57.17	-	-	A	H
		19875	36.07	-37.93	74	56.25	37.65	-2.88	54.95	-	-	P	H
													H
													H
802.11ax													H
HE80 Full													H
CH 135		10608	45.22	-28.78	74	54.46	39.01	12.55	60.8	-	-	P	V
6625MHz		10608	36.43	-17.57	54	45.67	39.01	12.55	60.8	-	-	A	V
		13250	46.86	-27.14	74	54.88	39.8	13.97	61.79	-	-	P	V
		14472	45.46	-28.54	74	54.38	40	14.54	63.46	-	-	P	V
		14472	36.67	-17.33	54	45.59	40	14.54	63.46	-	-	A	V
		17952	45.79	-28.21	74	45.5	41.21	16.31	57.23	-	-	P	V
		17952	37	-17	54	36.71	41.21	16.31	57.23	-	-	A	V
		19875	41.97	-32.03	74	62.82	37.65	-3.55	54.95	150	230	P	V
		19875	32.9	-21.1	54	53.75	37.65	-3.55	54.95	150	230	A	V
													V
													V
													V



WIFI Ant. 9+8	Note	Frequency (MHz)	Level (dBμV/m)	Over Limit (dB)	Limit Line (dBμV/m)	Read Level (dBμV)	Antenna Factor (dB/m)	Path Loss (dB)	Preamp Factor (dB)	Ant Pos (cm)	Table Pos (deg)	Peak Avg. (P/A)	Pol. (H/V)
		10624	45.25	-28.75	74	54.48	39.02	12.56	60.81	-	-	P	H
		10624	36.46	-17.54	54	45.69	39.02	12.56	60.81	-	-	A	H
		13410	46.38	-41.82	88.2	54.13	40.09	14.05	61.89	-	-	P	H
		14488	45.29	-28.71	74	54.22	40	14.55	63.48	-	-	P	H
		14488	36.5	-17.5	54	45.43	40	14.55	63.48	-	-	A	H
		17808	46.34	-27.66	74	47.38	40.17	16.22	57.43	-	-	P	H
		17808	37.55	-16.45	54	38.59	40.17	16.22	57.43	-	-	A	H
		20115	36.42	-37.58	74	56.82	37.64	-3.14	54.9	-	-	P	H
													H
													H
													H
													H
802.11ax													
HE80 Full													
CH 151		10552	45.56	-42.64	88.2	54.91	38.9	12.51	60.76	-	-	P	V
6705MHz		10656	36.23	-17.77	54	45.43	39.06	12.57	60.83	-	-	A	V
		13410	46.56	-41.64	88.2	54.31	40.09	14.05	61.89	-	-	P	V
		14496	45.96	-28.04	74	54.9	40	14.55	63.49	-	-	P	V
		14496	37.17	-16.83	54	46.11	40	14.55	63.49	-	-	A	V
		17888	45.8	-28.2	74	45.95	40.89	16.28	57.32	-	-	P	V
		17888	37.01	-16.99	54	37.16	40.89	16.28	57.32	-	-	A	V
		20115	35.53	-38.47	74	56.31	37.64	-3.52	54.9	-	-	P	V
													V
													V
													V
													V



WIFI Ant. 9+8	Note	Frequency (MHz)	Level (dBμV/m)	Over Limit (dB)	Limit Line (dBμV/m)	Read Level (dBμV)	Antenna Factor (dB/m)	Path Loss (dB)	Preamp Factor (dB)	Ant Pos (cm)	Table Pos (deg)	Peak Avg. (P/A)	Pol. (H/V)
		10608	45.31	-28.69	74	54.55	39.01	12.55	60.8	-	-	P	H
		10608	36.52	-17.48	54	45.76	39.01	12.55	60.8	-	-	A	H
		13730	47.43	-40.77	88.2	55.65	39.97	14.21	62.4	-	-	P	H
		14496	45.8	-28.2	74	54.74	40	14.55	63.49	-	-	P	H
		14496	37.01	-16.99	54	45.95	40	14.55	63.49	-	-	A	H
		17880	44.86	-29.14	74	45.1	40.82	16.27	57.33	-	-	P	H
		17880	36.07	-17.93	54	36.31	40.82	16.27	57.33	-	-	A	H
		20592	36.3	-37.7	74	57.18	37.93	-3.93	54.88	-	-	P	H
													H
													H
													H
													H
802.11ax													H
HE80 Full													H
CH 183		10656	45.73	-28.27	74	54.93	39.06	12.57	60.83	-	-	P	V
6865MHz		10656	36.94	-17.06	54	46.14	39.06	12.57	60.83	-	-	A	V
		13730	47.94	-40.26	88.2	56.16	39.97	14.21	62.4	-	-	P	V
		14496	47.08	-26.92	74	56.02	40	14.55	63.49	-	-	P	V
		14496	38.29	-15.71	54	47.23	40	14.55	63.49	-	-	A	V
		17960	45.76	-28.24	74	45.42	41.24	16.32	57.22	-	-	P	V
		17960	36.97	-17.03	54	36.63	41.24	16.32	57.22	-	-	A	V
		20592	35.83	-38.17	74	56.25	37.93	-3.47	54.88	-	-	P	V
													V
													V
													V
													V
Remark	<ol style="list-style-type: none"> No other spurious found. All results are PASS against Peak and Average limit line. The emission position marked as "-" means no suspected emission found with sufficient margin against limit line or noise floor only. The emission level close to 18GHz is checked that the average emission level is noise floor only. 												



Band 7 - 6525~6875MHz
WIFI 802.11ax HE160 Full (Harmonic @ 3m)

WIFI Ant. 9+8	Note	Frequency (MHz)	Level (dBμV/m)	Over Limit (dB)	Limit Line (dBμV/m)	Read Level (dBμV)	Antenna Factor (dB/m)	Path Loss (dB)	Preamp Factor (dB)	Ant Pos (cm)	Table Pos (deg)	Peak Avg. (P/A)	Pol. (H/V)
		10640	45.6	-28.4	74	54.81	39.04	12.57	60.82	-	-	P	H
		10640	36.81	-17.19	54	46.02	39.04	12.57	60.82	-	-	A	H
		13330	46.86	-27.14	74	54.8	39.89	14.01	61.84	-	-	P	H
		14472	46.24	-27.76	74	55.16	40	14.54	63.46	-	-	P	H
		14472	37.45	-16.55	54	46.37	40	14.54	63.46	-	-	A	H
		17920	45.18	-28.82	74	45.08	41.08	16.3	57.28	-	-	P	H
		17920	36.39	-17.61	54	36.29	41.08	16.3	57.28	-	-	A	H
		19995	35.9	-38.1	74	56.14	37.51	-2.85	54.9	-	-	P	H
													H
													H
802.11ax													H
HE160 Full													H
CH 143		10752	45.43	-28.57	74	54.64	39.05	12.63	60.89	-	-	P	V
6665MHz		10752	36.64	-17.36	54	45.85	39.05	12.63	60.89	-	-	A	V
		13330	45.55	-28.45	74	53.49	39.89	14.01	61.84	-	-	P	V
		14480	46.42	-27.58	74	55.34	40	14.55	63.47	-	-	P	V
		14480	37.63	-16.37	54	46.55	40	14.55	63.47	-	-	A	V
		17944	44.79	-29.21	74	44.55	41.18	16.31	57.25	-	-	P	V
		17944	36	-18	54	35.76	41.18	16.31	57.25	-	-	A	V
		19995	35.27	-38.73	74	56.19	37.51	-3.53	54.9	-	-	P	V
													V
													V
													V
													V



WIFI Ant. 9+8	Note	Frequency (MHz)	Level (dBμV/m)	Over Limit (dB)	Limit Line (dBμV/m)	Read Level (dBμV)	Antenna Factor (dB/m)	Path Loss (dB)	Preamp Factor (dB)	Ant Pos (cm)	Table Pos (deg)	Peak Avg. (P/A)	Pol. (H/V)
		10712	45.12	-28.88	74	54.29	39.09	12.6	60.86	-	-	P	H
		10712	36.33	-17.67	54	45.5	39.09	12.6	60.86	-	-	A	H
		13650	48.99	-39.21	88.2	57.01	40.05	14.17	62.24	-	-	P	H
		14480	46.65	-27.35	74	55.57	40	14.55	63.47	-	-	P	H
		14480	37.86	-16.14	54	46.78	40	14.55	63.47	-	-	A	H
		17944	44.92	-29.08	74	44.68	41.18	16.31	57.25	-	-	P	H
		17944	36.13	-17.87	54	35.89	41.18	16.31	57.25	-	-	A	H
		20475	36.45	-37.55	74	57.43	37.98	-4.06	54.9	-	-	P	H
													H
													H
													H
													H
802.11ax													H
HE160 Full													H
CH 175		10720	46.22	-27.78	74	55.4	39.08	12.61	60.87	-	-	P	V
6825MHz		10720	37.43	-16.57	54	46.61	39.08	12.61	60.87	-	-	A	V
		13650	48	-40.2	88.2	56.02	40.05	14.17	62.24	-	-	P	V
		14488	46.34	-27.66	74	55.27	40	14.55	63.48	-	-	P	V
		14488	37.55	-16.45	54	46.48	40	14.55	63.48	-	-	A	V
		17936	45.23	-28.77	74	45.05	41.14	16.3	57.26	-	-	P	V
		17936	36.44	-17.56	54	36.26	41.14	16.3	57.26	-	-	A	V
		20475	38.06	-35.94	74	58.48	37.98	-3.5	54.9	-	-	P	V
													V
													V
													V
													V
Remark	<ol style="list-style-type: none"> No other spurious found. All results are PASS against Peak and Average limit line. The emission position marked as "-" means no suspected emission found with sufficient margin against limit line or noise floor only. The emission level close to 18GHz is checked that the average emission level is noise floor only. 												



Band 8 - 6875~7125MHz
WiFi 802.11a (Band Edge @ 3m)

WiFi Ant. 9+8	Note	Frequency (MHz)	Level (dBμV/m)	Over Limit (dB)	Limit Line (dBμV/m)	Read Level (dBμV)	Antenna Factor (dB/m)	Path Loss (dB)	Preamp Factor (dB)	Ant Pos (cm)	Table Pos (deg)	Peak Avg. (P/A)	Pol. (H/V)	
802.11a CH 233 7115MHz	*	7115	106.84	-	-	96.66	36.36	10.53	36.71	100	65	P	H	
	*	7115	99.09	-	-	88.91	36.36	10.53	36.71	100	65	A	H	
		7125.02	77.75	-10.45	88.2	67.51	36.4	10.54	36.7	100	65	P	H	
		7125.02	66.49	-1.71	68.2	56.25	36.4	10.54	36.7	100	65	A	H	
													H	
													H	
	*	7115	107.51	-	-	97.33	36.36	10.53	36.71	100	256	256	P	V
	*	7115	99.71	-	-	89.53	36.36	10.53	36.71	100	256	256	A	V
		7125.02	79.3	-8.9	88.2	69.06	36.4	10.54	36.7	100	256	256	P	V
		7125.02	67.13	-1.07	68.2	56.89	36.4	10.54	36.7	100	256	256	A	V
														V
														V
Remark	1. No other spurious found. 2. All results are PASS against Peak and Average limit line.													



Band 8 - 6875~7125MHz
WIFI 802.11a (Harmonic @ 3m)

WIFI Ant. 9+8	Note	Frequency (MHz)	Level (dBµV/m)	Over Limit (dB)	Limit Line (dBµV/m)	Read Level (dBµV)	Antenna Factor (dB/m)	Path Loss (dB)	Preamp Factor (dB)	Ant Pos (cm)	Table Pos (deg)	Peak Avg. (P/A)	Pol. (H/V)
		11288	49.49	-24.51	74	58.48	38.99	12.89	60.87	-	-	P	H
		11288	40.7	-13.3	54	49.69	38.99	12.89	60.87	-	-	A	H
		13790	48.98	-39.22	88.2	57.35	39.91	14.24	62.52	-	-	P	H
		14488	48.73	-25.27	74	57.66	40	14.55	63.48	-	-	P	H
		14488	39.94	-14.06	54	48.87	40	14.55	63.48	-	-	A	H
		17936	51.58	-22.42	74	51.4	41.14	16.3	57.26	-	-	P	H
		17936	42.79	-11.21	54	42.61	41.14	16.3	57.26	-	-	A	H
		20685	36.46	-37.54	74	57.22	37.85	-3.75	54.86	-	-	P	H
													H
													H
													H
													H
802.11a													
CH 189													
6895MHz		11528	49.82	-24.18	74	58.68	38.92	13	60.78	-	-	P	V
		11528	41.03	-12.97	54	49.89	38.92	13	60.78	-	-	A	V
		13790	51.49	-36.71	88.2	59.86	39.91	14.24	62.52	-	-	P	V
		14480	48.24	-25.76	74	57.16	40	14.55	63.47	-	-	P	V
		14480	39.45	-14.55	54	48.37	40	14.55	63.47	-	-	A	V
		17888	51.01	-22.99	74	51.16	40.89	16.28	57.32	-	-	P	V
		17888	42.22	-11.78	54	42.37	40.89	16.28	57.32	-	-	A	V
		20685	37.18	-36.82	74	57.63	37.85	-3.44	54.86	-	-	P	V
													V
													V
													V
													V



WIFI Ant. 9+8	Note	Frequency (MHz)	Level (dBμV/m)	Over Limit (dB)	Limit Line (dBμV/m)	Read Level (dBμV)	Antenna Factor (dB/m)	Path Loss (dB)	Preamp Factor (dB)	Ant Pos (cm)	Table Pos (deg)	Peak Avg. (P/A)	Pol. (H/V)	
802.11a CH 209 6995MHz		11408	49.21	-24.79	74	58.06	39	12.95	60.8	-	-	P	H	
		11408	40.42	-13.58	54	49.27	39	12.95	60.8	-	-	A	H	
		13990	50.38	-37.82	88.2	58.87	40.09	14.34	62.92	-	-	P	H	
		14472	48.35	-25.65	74	57.27	40	14.54	63.46	-	-	P	H	
		14472	39.56	-14.44	54	48.48	40	14.54	63.46	-	-	A	H	
		17880	51.38	-22.62	74	51.62	40.82	16.27	57.33	-	-	P	H	
		17880	42.59	-11.41	54	42.83	40.82	16.27	57.33	-	-	A	H	
		20985	38.59	-35.41	74	58.54	37.99	-3.14	54.8	-	-	P	H	
														H
														H
														H
														H
			11568	49.09	-24.91	74	58.1	38.8	13.02	60.83	-	-	P	V
			11568	40.3	-13.7	54	49.31	38.8	13.02	60.83	-	-	A	V
			13990	56.34	-31.86	88.2	64.83	40.09	14.34	62.92	-	-	P	V
			14488	48.24	-25.76	74	57.17	40	14.55	63.48	-	-	P	V
			14488	39.45	-14.55	54	48.38	40	14.55	63.48	-	-	A	V
			17888	51.23	-22.77	74	51.38	40.89	16.28	57.32	-	-	P	V
			17888	42.44	-11.56	54	42.59	40.89	16.28	57.32	-	-	A	V
			20985	37.73	-36.27	74	57.89	37.99	-3.35	54.8	-	-	P	V
													V	
													V	
													V	
													V	



WIFI Ant. 9+8	Note	Frequency (MHz)	Level (dBμV/m)	Over Limit (dB)	Limit Line (dBμV/m)	Read Level (dBμV)	Antenna Factor (dB/m)	Path Loss (dB)	Preamp Factor (dB)	Ant Pos (cm)	Table Pos (deg)	Peak Avg. (P/A)	Pol. (H/V)	
802.11a CH 233 7115MHz		11424	48.67	-25.33	74	57.52	39	12.94	60.79	-	-	P	H	
		11424	39.88	-14.12	54	48.73	39	12.94	60.79	-	-	A	H	
		14230	48.17	-40.03	88.2	56.68	40.24	14.44	63.19	-	-	P	H	
		14480	48.08	-25.92	74	57	40	14.55	63.47	-	-	P	H	
		14480	39.29	-14.71	54	48.21	40	14.55	63.47	-	-	A	H	
		17992	51.85	-22.15	74	51.32	41.37	16.34	57.18	-	-	P	H	
		17992	43.06	-10.94	54	42.53	41.37	16.34	57.18	-	-	A	H	
		21345	38.32	-35.68	74	58.05	37.79	-2.72	54.8	-	-	P	H	
														H
														H
														H
														H
			11280	48.57	-25.43	74	57.59	38.98	12.88	60.88	-	-	P	V
			11280	39.78	-14.22	54	48.8	38.98	12.88	60.88	-	-	A	V
			14230	48.2	-40	88.2	56.71	40.24	14.44	63.19	-	-	P	V
			14488	47.56	-26.44	74	56.49	40	14.55	63.48	-	-	P	V
			14488	38.77	-15.23	54	47.7	40	14.55	63.48	-	-	A	V
			17944	51.24	-22.76	74	51	41.18	16.31	57.25	-	-	P	V
			17944	42.45	-11.55	54	42.21	41.18	16.31	57.25	-	-	A	V
			21345	36.08	-37.92	74	56.36	37.79	-3.27	54.8	-	-	P	V
													V	
													V	
													V	
													V	
Remark	<ol style="list-style-type: none"> No other spurious found. All results are PASS against Peak and Average limit line. The emission position marked as "-" means no suspected emission found with sufficient margin against limit line or noise floor only. The emission level close to 18GHz is checked that the average emission level is noise floor only. 													



**Band 8 - 6875~7125MHz
WIFI 802.11ax HE20 Full (Band Edge @ 3m)**

WIFI Ant. 9+8	Note	Frequency (MHz)	Level (dBμV/m)	Over Limit (dB)	Limit Line (dBμV/m)	Read Level (dBμV)	Antenna Factor (dB/m)	Path Loss (dB)	Preamp Factor (dB)	Ant Pos (cm)	Table Pos (deg)	Peak Avg. (P/A)	Pol. (H/V)
802.11ax HE20 Full CH 233 7115MHz	*	7115	91.82	-	-	81.64	36.36	10.53	36.71	100	66	P	H
	*	7115	80.73	-	-	70.55	36.36	10.53	36.71	100	66	A	H
		7125.02	73.53	-14.67	88.2	63.29	36.4	10.54	36.7	100	66	P	H
		7125.02	66.83	-1.37	68.2	56.59	36.4	10.54	36.7	100	66	A	H
													H
													H
	*	7115	92.04	-	-	81.86	36.36	10.53	36.71	100	260	P	V
	*	7115	81.06	-	-	70.88	36.36	10.53	36.71	100	260	A	V
		7125.02	72.79	-15.41	88.2	62.55	36.4	10.54	36.7	100	260	P	V
		7125.02	67.11	-1.09	68.2	56.87	36.4	10.54	36.7	100	260	P	V
												V	
												V	
Remark	1. No other spurious found. 2. All results are PASS against Peak and Average limit line.												



Band 8 - 6875~7125MHz
WIFI 802.11ax HE20 (Harmonic @ 3m)

WIFI Ant. 9+8	Note	Frequency (MHz)	Level (dBμV/m)	Over Limit (dB)	Limit Line (dBμV/m)	Read Level (dBμV)	Antenna Factor (dB/m)	Path Loss (dB)	Preamp Factor (dB)	Ant Pos (cm)	Table Pos (deg)	Peak Avg. (P/A)	Pol. (H/V)
		10800	48.59	-25.41	74	57.85	39	12.66	60.92	-	-	P	H
		10800	39.8	-14.2	54	49.06	39	12.66	60.92	-	-	A	H
		13790	48.95	-39.25	88.2	57.32	39.91	14.24	62.52	-	-	P	H
		14488	48.44	-25.56	74	57.37	40	14.55	63.48	-	-	P	H
		14488	39.65	-14.35	54	48.58	40	14.55	63.48	-	-	A	H
		17960	51.61	-22.39	74	51.27	41.24	16.32	57.22	-	-	P	H
		17960	42.82	-11.18	54	42.48	41.24	16.32	57.22	-	-	A	H
		20685	36.82	-37.18	74	57.58	37.85	-3.75	54.86	-	-	P	H
													H
													H
													H
													H
802.11ax													H
HE20 Full													H
CH 189		11416	48.04	-25.96	74	56.89	39	12.95	60.8	-	-	P	V
6895MHz		11416	39.25	-14.75	54	48.1	39	12.95	60.8	-	-	A	V
		13790	51.01	-37.19	88.2	59.38	39.91	14.24	62.52	-	-	P	V
		14496	47.68	-26.32	74	56.62	40	14.55	63.49	-	-	P	V
		14496	38.89	-15.11	54	47.83	40	14.55	63.49	-	-	A	V
		17936	51.29	-22.71	74	51.11	41.14	16.3	57.26	-	-	P	V
		17936	42.5	-11.5	54	42.32	41.14	16.3	57.26	-	-	A	V
		20685	36.32	-37.68	74	56.77	37.85	-3.44	54.86	-	-	P	V
													V
													V
													V
													V



WIFI Ant. 9+8	Note	Frequency (MHz)	Level (dBμV/m)	Over Limit (dB)	Limit Line (dBμV/m)	Read Level (dBμV)	Antenna Factor (dB/m)	Path Loss (dB)	Preamp Factor (dB)	Ant Pos (cm)	Table Pos (deg)	Peak Avg. (P/A)	Pol. (H/V)
		11432	49.07	-24.93	74	57.91	39	12.95	60.79	-	-	P	H
		11432	40.28	-13.72	54	49.12	39	12.95	60.79	-	-	A	H
		13990	50.12	-38.08	88.2	58.61	40.09	14.34	62.92	-	-	P	H
		14496	47.87	-26.13	74	56.81	40	14.55	63.49	-	-	P	H
		14496	39.08	-14.92	54	48.02	40	14.55	63.49	-	-	A	H
		17960	51.87	-22.13	74	51.53	41.24	16.32	57.22	-	-	P	H
		17960	43.08	-10.92	54	42.74	41.24	16.32	57.22	-	-	A	H
		20985	37.35	-36.65	74	57.3	37.99	-3.14	54.8	-	-	P	H
													H
													H
													H
													H
802.11ax													
HE20 Full													
CH 209		11432	48.55	-25.45	74	57.39	39	12.95	60.79	-	-	P	V
6995MHz		11432	39.76	-14.24	54	48.6	39	12.95	60.79	-	-	A	V
		13990	52.78	-35.42	88.2	61.27	40.09	14.34	62.92	-	-	P	V
		14496	47.88	-26.12	74	56.82	40	14.55	63.49	-	-	P	V
		14496	39.09	-14.91	54	48.03	40	14.55	63.49	-	-	A	V
		17944	51.06	-22.94	74	50.82	41.18	16.31	57.25	-	-	P	V
		17944	42.27	-11.73	54	42.03	41.18	16.31	57.25	-	-	A	V
		20985	38.49	-35.51	74	58.65	37.99	-3.35	54.8	-	-	P	V
													V
													V
													V
													V



WIFI Ant. 9+8	Note	Frequency (MHz)	Level (dBμV/m)	Over Limit (dB)	Limit Line (dBμV/m)	Read Level (dBμV)	Antenna Factor (dB/m)	Path Loss (dB)	Preamp Factor (dB)	Ant Pos (cm)	Table Pos (deg)	Peak Avg. (P/A)	Pol. (H/V)
		10752	45.15	-28.85	74	54.36	39.05	12.63	60.89	-	-	P	H
		10752	36.36	-17.64	54	45.57	39.05	12.63	60.89	-	-	A	H
		14230	46.62	-41.58	88.2	55.13	40.24	14.44	63.19	-	-	P	H
		14472	45.87	-28.13	74	54.79	40	14.54	63.46	-	-	P	H
		14472	37.08	-16.92	54	46	40	14.54	63.46	-	-	A	H
		17960	45.65	-28.35	74	45.31	41.24	16.32	57.22	-	-	P	H
		17960	36.86	-17.14	54	36.52	41.24	16.32	57.22	-	-	A	H
		21345	37.08	-36.92	74	56.81	37.79	-2.72	54.8	-	-	P	H
													H
													H
													H
													H
802.11ax													
HE20 Full													
CH 233		10640	45.29	-28.71	74	54.5	39.04	12.57	60.82	-	-	P	V
7115MHz		10640	36.5	-17.5	54	45.71	39.04	12.57	60.82	-	-	A	V
		14230	45.36	-42.84	88.2	53.87	40.24	14.44	63.19	-	-	P	V
		14488	46.11	-27.89	74	55.04	40	14.55	63.48	-	-	P	V
		14488	37.32	-16.68	54	46.25	40	14.55	63.48	-	-	A	V
		17920	44.51	-29.49	74	44.41	41.08	16.3	57.28	-	-	P	V
		17920	35.72	-18.28	54	35.62	41.08	16.3	57.28	-	-	A	V
		21345	36.94	-37.06	74	57.22	37.79	-3.27	54.8	-	-	P	V
													V
													V
													V
													V
Remark	<ol style="list-style-type: none"> No other spurious found. All results are PASS against Peak and Average limit line. The emission position marked as "-" means no suspected emission found with sufficient margin against limit line or noise floor only. The emission level close to 18GHz is checked that the average emission level is noise floor only. 												



**Band 8 - 6875~7125MHz
WIFI 802.11ax HE20 Partial 106 (Band Edge @ 3m)**

WIFI Ant. 9+8	Note	Frequency (MHz)	Level (dBμV/m)	Over Limit (dB)	Limit Line (dBμV/m)	Read Level (dBμV)	Antenna Factor (dB/m)	Path Loss (dB)	Preamp Factor (dB)	Ant Pos (cm)	Table Pos (deg)	Peak Avg. (P/A)	Pol. (H/V)	
802.11ax HE20 Partial 106/54 CH 233 7115MHz		7115	88.1	-0.1	88.2	77.92	36.36	10.53	36.71	100	75	P	H	
	*	7115	78.16	-	-	67.98	36.36	10.53	36.71	100	75	A	H	
		7125.02	74.33	-13.87	88.2	64.09	36.4	10.54	36.7	100	75	P	H	
		7125.02	67.08	-1.12	68.2	56.84	36.4	10.54	36.7	100	75	A	H	
													H	
													H	
			7115	87.54	-0.66	88.2	77.36	36.36	10.53	36.71	100	274	P	V
	*	7115	77.16	-	-	66.98	36.36	10.53	36.71	100	274	A	V	
			7125.02	72.7	-15.5	88.2	62.46	36.4	10.54	36.7	100	274	P	V
			7125.02	65.67	-2.53	68.2	55.43	36.4	10.54	36.7	100	274	A	V
													V	
													V	
Remark	1. No other spurious found. 2. All results are PASS against Peak and Average limit line.													



**Band 8 - 6875~7125MHz
WIFI 802.11ax HE40 Full (Band Edge @ 3m)**

WIFI Ant. 9+8	Note	Frequency (MHz)	Level (dBμV/m)	Over Limit (dB)	Limit Line (dBμV/m)	Read Level (dBμV)	Antenna Factor (dB/m)	Path Loss (dB)	Preamp Factor (dB)	Ant Pos (cm)	Table Pos (deg)	Peak Avg. (P/A)	Pol. (H/V)
802.11ax HE40 Full CH 227 7085MHz	*	7085	110.81	-	-	100.77	36.24	10.51	36.71	104	66	P	H
	*	7085	99.82	-	-	89.78	36.24	10.51	36.71	104	66	A	H
		7126.38	79.07	-9.13	88.2	68.82	36.41	10.54	36.7	104	66	P	H
		7125	66.63	-1.57	68.2	56.4	36.4	10.54	36.71	104	66	A	H
													H
													H
	*	7085	109.8	-	-	99.76	36.24	10.51	36.71	100	282	P	V
	*	7085	99.43	-	-	89.39	36.24	10.51	36.71	100	282	A	V
		7125.12	76.51	-11.69	88.2	66.27	36.4	10.54	36.7	100	282	P	V
		7125	66.61	-1.59	68.2	56.38	36.4	10.54	36.71	100	282	A	V
												V	
												V	
Remark	1. No other spurious found. 2. All results are PASS against Peak and Average limit line.												



Band 8 - 6875~7125MHz
WIFI 802.11ax HE40 Full (Harmonic @ 3m)

WIFI Ant. 9+8	Note	Frequency (MHz)	Level (dBμV/m)	Over Limit (dB)	Limit Line (dBμV/m)	Read Level (dBμV)	Antenna Factor (dB/m)	Path Loss (dB)	Preamp Factor (dB)	Ant Pos (cm)	Table Pos (deg)	Peak Avg. (P/A)	Pol. (H/V)
		10784	45.6	-28.4	74	54.84	39.02	12.65	60.91	-	-	P	H
		10784	36.81	-17.19	54	46.05	39.02	12.65	60.91	-	-	A	H
		13850	49.08	-39.12	88.2	57.5	39.95	14.27	62.64	-	-	P	H
		14496	46.84	-27.16	74	55.78	40	14.55	63.49	-	-	P	H
		14496	38.05	-15.95	54	46.99	40	14.55	63.49	-	-	A	H
		17920	44.79	-29.21	74	44.69	41.08	16.3	57.28	-	-	P	H
		17920	36	-18	54	35.9	41.08	16.3	57.28	-	-	A	H
		20775	37.53	-36.47	74	58.12	37.82	-3.56	54.85	-	-	P	H
													H
													H
													H
													H
802.11ax													H
HE40 Full													H
CH 195		10808	45.74	-28.26	74	55	39	12.66	60.92	-	-	P	V
6925MHz		10808	36.95	-17.05	54	46.21	39	12.66	60.92	-	-	A	V
		13850	47.52	-40.68	88.2	55.94	39.95	14.27	62.64	-	-	P	V
		14472	45.75	-28.25	74	54.67	40	14.54	63.46	-	-	P	V
		14472	45.75	-8.25	54	54.67	40	14.54	63.46	-	-	A	V
		18000	45.17	-28.83	74	44.6	41.4	16.34	57.17	-	-	P	V
		18000	45.17	-8.83	54	44.6	41.4	16.34	57.17	-	-	A	V
		20775	36.52	-37.48	74	56.97	37.82	-3.42	54.85	-	-	P	V
													V
													V
													V
													V



WIFI Ant. 9+8	Note	Frequency (MHz)	Level (dBμV/m)	Over Limit (dB)	Limit Line (dBμV/m)	Read Level (dBμV)	Antenna Factor (dB/m)	Path Loss (dB)	Preamp Factor (dB)	Ant Pos (cm)	Table Pos (deg)	Peak Avg. (P/A)	Pol. (H/V)	
802.11ax HE40 Full CH 211 7005MHz		10696	46.99	-27.01	74	56.15	39.1	12.59	60.85	-	-	P	H	
		10696	38.2	-15.8	54	47.36	39.1	12.59	60.85	-	-	A	H	
		14010	47.07	-41.13	88.2	55.56	40.11	14.35	62.95	-	-	P	H	
		14480	46.45	-27.55	74	55.37	40	14.55	63.47	-	-	P	H	
		14480	37.66	-16.34	54	46.58	40	14.55	63.47	-	-	A	H	
		18000	44.68	-29.32	74	44.11	41.4	16.34	57.17	-	-	P	H	
		18000	35.89	-18.11	54	35.32	41.4	16.34	57.17	-	-	A	H	
		21015	37.67	-36.33	74	57.58	37.98	-3.09	54.8	-	-	P	H	
														H
														H
														H
														H
			10648	44.99	-29.01	74	54.19	39.05	12.57	60.82	-	-	P	V
			10648	36.2	-17.8	54	45.4	39.05	12.57	60.82	-	-	A	V
			14010	46.51	-41.69	88.2	55	40.11	14.35	62.95	-	-	P	V
			14496	46.49	-27.51	74	55.43	40	14.55	63.49	-	-	P	V
			14496	37.7	-16.3	54	46.64	40	14.55	63.49	-	-	A	V
			17952	45.65	-28.35	74	45.36	41.21	16.31	57.23	-	-	P	V
			17952	36.86	-17.14	54	36.57	41.21	16.31	57.23	-	-	A	V
			21015	36.58	-37.42	74	56.75	37.98	-3.35	54.8	-	-	P	V
													V	
													V	
													V	
													V	



WIFI Ant. 9+8	Note	Frequency (MHz)	Level (dBμV/m)	Over Limit (dB)	Limit Line (dBμV/m)	Read Level (dBμV)	Antenna Factor (dB/m)	Path Loss (dB)	Preamp Factor (dB)	Ant Pos (cm)	Table Pos (deg)	Peak Avg. (P/A)	Pol. (H/V)
		10704	45.46	-28.54	74	54.62	39.1	12.6	60.86	-	-	P	H
		10704	36.67	-17.33	54	45.83	39.1	12.6	60.86	-	-	A	H
		14170	48.14	-40.06	88.2	56.58	40.27	14.42	63.13	-	-	P	H
		14496	46.66	-27.34	74	55.6	40	14.55	63.49	-	-	P	H
		14496	37.87	-16.13	54	46.81	40	14.55	63.49	-	-	A	H
		17952	45.55	-28.45	74	45.26	41.21	16.31	57.23	-	-	P	H
		17952	36.76	-17.24	54	36.47	41.21	16.31	57.23	-	-	A	H
		21255	36.87	-37.13	74	56.88	37.61	-2.82	54.8	-	-	P	H
													H
													H
													H
													H
802.11ax													
HE40 Full													
CH 227		10776	45.65	-28.35	74	54.89	39.02	12.64	60.9	-	-	P	V
7085MHz		10776	36.86	-17.14	54	46.1	39.02	12.64	60.9	-	-	A	V
		14170	47.77	-40.43	88.2	56.21	40.27	14.42	63.13	-	-	P	V
		14480	45.99	-28.01	74	54.91	40	14.55	63.47	-	-	P	V
		14480	37.2	-16.8	54	46.12	40	14.55	63.47	-	-	A	V
		17952	45.49	-28.51	74	45.2	41.21	16.31	57.23	-	-	P	V
		17952	36.7	-17.3	54	36.41	41.21	16.31	57.23	-	-	A	V
		21255	38.04	-35.96	74	58.52	37.61	-3.29	54.8	-	-	P	V
													V
													V
													V
													V
Remark	<ol style="list-style-type: none"> No other spurious found. All results are PASS against Peak and Average limit line. The emission position marked as "-" means no suspected emission found with sufficient margin against limit line or noise floor only. The emission level close to 18GHz is checked that the average emission level is noise floor only. 												



**Band 8 - 6875~7125MHz
WIFI 802.11ax HE40 Partial 242 (Band Edge @ 3m)**

WIFI Ant. 9+8	Note	Frequency (MHz)	Level (dBμV/m)	Over Limit (dB)	Limit Line (dBμV/m)	Read Level (dBμV)	Antenna Factor (dB/m)	Path Loss (dB)	Preamp Factor (dB)	Ant Pos (cm)	Table Pos (deg)	Peak Avg. (P/A)	Pol. (H/V)
802.11ax HE40 Partial 242/62 CH 227 7085MHz	*	7085	115.71	-	-	105.67	36.24	10.51	36.71	100	81	P	H
	*	7085	105.48	-	-	95.44	36.24	10.51	36.71	100	81	A	H
		7130.88	79.18	-9.02	88.2	68.92	36.42	10.54	36.7	100	81	P	H
		7125.48	65.09	-3.11	68.2	54.85	36.4	10.54	36.7	100	81	A	H
													H
													H
	*	7085	116.66	-	-	106.62	36.24	10.51	36.71	111	259	P	V
	*	7085	106.56	-	-	96.52	36.24	10.51	36.71	111	259	A	V
		7131.42	80.67	-7.53	88.2	70.39	36.43	10.55	36.7	111	259	P	V
		7128.72	64.34	-3.86	68.2	54.09	36.41	10.54	36.7	111	259	A	V
												V	
												V	
Remark	1. No other spurious found. 2. All results are PASS against Peak and Average limit line.												



**Band 8 - 6875~7125MHz
WIFI 802.11ax HE80 Full (Band Edge @ 3m)**

WIFI Ant. 9+8	Note	Frequency (MHz)	Level (dBμV/m)	Over Limit (dB)	Limit Line (dBμV/m)	Read Level (dBμV)	Antenna Factor (dB/m)	Path Loss (dB)	Preamp Factor (dB)	Ant Pos (cm)	Table Pos (deg)	Peak Avg. (P/A)	Pol. (H/V)
802.11ax HE80 Full CH 215 7025MHz	*	7025	109.88	-	-	100.19	35.95	10.46	36.72	100	73	P	H
	*	7025	99.28	-	-	89.59	35.95	10.46	36.72	100	73	A	H
		7126.2	77.94	-10.26	88.2	67.7	36.4	10.54	36.7	100	73	P	H
		7125	66.18	-2.02	68.2	55.95	36.4	10.54	36.71	100	73	A	H
													H
													H
	*	7025	108.94	-	-	99.25	35.95	10.46	36.72	100	283	P	V
	*	7025	98.48	-	-	88.79	35.95	10.46	36.72	100	283	A	V
		7127.4	76.42	-11.78	88.2	66.17	36.41	10.54	36.7	100	283	P	V
		7125	66.5	-1.7	68.2	56.27	36.4	10.54	36.71	100	283	A	V
												V	
												V	
Remark	1. No other spurious found. 2. All results are PASS against Peak and Average limit line.												



Band 8 - 6875~7125MHz
WIFI 802.11ax HE80 Full (Harmonic @ 3m)

WIFI Ant. 9+8	Note	Frequency (MHz)	Level (dBμV/m)	Over Limit (dB)	Limit Line (dBμV/m)	Read Level (dBμV)	Antenna Factor (dB/m)	Path Loss (dB)	Preamp Factor (dB)	Ant Pos (cm)	Table Pos (deg)	Peak Avg. (P/A)	Pol. (H/V)
		10704	45.93	-28.07	74	55.09	39.1	12.6	60.86	-	-	P	H
		10704	37.14	-16.86	54	46.3	39.1	12.6	60.86	-	-	A	H
		13890	48.06	-40.14	88.2	56.49	39.99	14.3	62.72	-	-	P	H
		14496	46.11	-27.89	74	55.05	40	14.55	63.49	-	-	P	H
		14496	37.32	-16.68	54	46.26	40	14.55	63.49	-	-	A	H
		17936	45.26	-28.74	74	45.08	41.14	16.3	57.26	-	-	P	H
		17936	36.47	-17.53	54	36.29	41.14	16.3	57.26	-	-	A	H
		20835	35.69	-38.31	74	56.09	37.87	-3.44	54.83	-	-	P	H
													H
													H
													H
													H
802.11ax													H
HE80 Full													H
CH 199		10704	45.64	-28.36	74	54.8	39.1	12.6	60.86	-	-	P	V
6945MHz		10704	36.85	-17.15	54	46.01	39.1	12.6	60.86	-	-	A	V
		13890	47.95	-40.25	88.2	56.38	39.99	14.3	62.72	-	-	P	V
		14488	46.64	-27.36	74	55.57	40	14.55	63.48	-	-	P	V
		14488	37.85	-16.15	54	46.78	40	14.55	63.48	-	-	A	V
		17752	45.45	-28.55	74	47	39.76	16.19	57.5	-	-	P	V
		17752	36.66	-17.34	54	38.21	39.76	16.19	57.5	-	-	A	V
		20835	36.26	-37.74	74	56.62	37.87	-3.4	54.83	-	-	P	V
													V
													V
													V
													V
													V



WIFI Ant. 9+8	Note	Frequency (MHz)	Level (dBμV/m)	Over Limit (dB)	Limit Line (dBμV/m)	Read Level (dBμV)	Antenna Factor (dB/m)	Path Loss (dB)	Preamp Factor (dB)	Ant Pos (cm)	Table Pos (deg)	Peak Avg. (P/A)	Pol. (H/V)
		10696	46.16	-27.84	74	55.32	39.1	12.59	60.85	-	-	P	H
		10696	37.37	-16.63	54	46.53	39.1	12.59	60.85	-	-	A	H
		14050	47.22	-40.98	88.2	55.69	40.15	14.37	62.99	-	-	P	H
		14496	46.08	-27.92	74	55.02	40	14.55	63.49	-	-	P	H
		14496	37.29	-16.71	54	46.23	40	14.55	63.49	-	-	A	H
		17992	45.09	-28.91	74	44.56	41.37	16.34	57.18	-	-	P	H
		17992	36.3	-17.7	54	35.77	41.37	16.34	57.18	-	-	A	H
		21075	37.48	-36.52	74	57.42	37.88	-3.02	54.8	-	-	P	H
													H
													H
													H
													H
802.11ax													
HE80 Full													
CH 215		10720	45.67	-28.33	74	54.85	39.08	12.61	60.87	-	-	P	V
7025MHZ		10720	36.88	-17.12	54	46.06	39.08	12.61	60.87	-	-	A	V
		14050	46.8	-41.4	88.2	55.27	40.15	14.37	62.99	-	-	P	V
		14496	46.35	-27.65	74	55.29	40	14.55	63.49	-	-	P	V
		14496	37.56	-16.44	54	46.5	40	14.55	63.49	-	-	A	V
		17912	45.24	-28.76	74	45.19	41.05	16.29	57.29	-	-	P	V
		17912	36.45	-17.55	54	36.4	41.05	16.29	57.29	-	-	A	V
		21075	36.26	-37.74	74	56.51	37.88	-3.33	54.8	-	-	P	V
													V
													V
													V
													V
Remark	<ol style="list-style-type: none"> No other spurious found. All results are PASS against Peak and Average limit line. The emission position marked as "-" means no suspected emission found with sufficient margin against limit line or noise floor only. The emission level close to 18GHz is checked that the average emission level is noise floor only. 												



**Band 8 - 6875~7125MHz
WIFI 802.11ax HE80 Partial 484 (Band Edge @ 3m)**

WIFI Ant. 9+8	Note	Frequency (MHz)	Level (dBμV/m)	Over Limit (dB)	Limit Line (dBμV/m)	Read Level (dBμV)	Antenna Factor (dB/m)	Path Loss (dB)	Preamp Factor (dB)	Ant Pos (cm)	Table Pos (deg)	Peak Avg. (P/A)	Pol. (H/V)
802.11ax HE80 Partial 484/66 CH 215 7025MHz	*	7025	111.06	-	-	101.37	35.95	10.46	36.72	114	256	P	H
	*	7025	100.06	-	-	90.37	35.95	10.46	36.72	114	256	A	H
		7127.4	69.43	-18.77	88.2	59.18	36.41	10.54	36.7	114	256	P	H
		7125	53.02	-15.18	68.2	42.79	36.4	10.54	36.71	114	256	A	H
													H
													H
	*	7025	109.68	-	-	99.99	35.95	10.46	36.72	269	55	P	V
	*	7025	98.76	-	-	89.07	35.95	10.46	36.72	269	55	A	V
		7129.5	68.09	-20.11	88.2	57.83	36.42	10.54	36.7	269	55	P	V
		7125.3	51.6	-16.6	68.2	41.36	36.4	10.54	36.7	269	55	A	V
												V	
												V	
Remark	1. No other spurious found. 2. All results are PASS against Peak and Average limit line.												



**Band 8 - 6875~7125MHz
WIFI 802.11ax HE160 Full (Band Edge @ 3m)**

WIFI Ant. 9+8	Note	Frequency (MHz)	Level (dBμV/m)	Over Limit (dB)	Limit Line (dBμV/m)	Read Level (dBμV)	Antenna Factor (dB/m)	Path Loss (dB)	Preamp Factor (dB)	Ant Pos (cm)	Table Pos (deg)	Peak Avg. (P/A)	Pol. (H/V)
802.11ax HE160 Full CH 207 6985MHz	*	6985	106.06	-	-	96.59	35.74	10.44	36.71	100	70	P	H
	*	6985	95.27	-	-	85.8	35.74	10.44	36.71	100	70	A	H
		7132.84	78.64	-9.56	88.2	68.36	36.43	10.55	36.7	100	70	P	H
		7125.48	65.25	-2.95	68.2	55.01	36.4	10.54	36.7	100	70	A	H
													H
													H
	*	6985	104.47	-	-	95	35.74	10.44	36.71	101	283	P	V
	*	6985	93.61	-	-	84.14	35.74	10.44	36.71	101	283	A	V
		7137.64	79.37	-8.83	88.2	69.07	36.45	10.55	36.7	101	283	P	V
		7127.4	65.36	-2.84	68.2	55.11	36.41	10.54	36.7	101	283	A	V
												V	
												V	
Remark	1. No other spurious found. 2. All results are PASS against Peak and Average limit line.												



Band 8 - 6875~7125MHz
WIFI 802.11ax HE160 Full (Harmonic @ 3m)

WIFI Ant. 9+8	Note	Frequency (MHz)	Level (dBμV/m)	Over Limit (dB)	Limit Line (dBμV/m)	Read Level (dBμV)	Antenna Factor (dB/m)	Path Loss (dB)	Preamp Factor (dB)	Ant Pos (cm)	Table Pos (deg)	Peak Avg. (P/A)	Pol. (H/V)
		10784	45.63	-28.37	74	54.87	39.02	12.65	60.91	-	-	P	H
		10784	36.84	-17.16	54	46.08	39.02	12.65	60.91	-	-	A	H
		13970	49.5	-38.7	88.2	57.98	40.07	14.33	62.88	-	-	P	H
		14496	46.3	-27.7	74	55.24	40	14.55	63.49	-	-	P	H
		14496	37.51	-16.49	54	46.45	40	14.55	63.49	-	-	A	H
		17880	45.31	-28.69	74	45.55	40.82	16.27	57.33	-	-	P	H
		17880	36.52	-17.48	54	36.76	40.82	16.27	57.33	-	-	A	H
		20955	36.7	-37.3	74	56.75	37.96	-3.2	54.81	-	-	P	H
													H
													H
													H
													H
802.11ax													H
HE160 Full													H
CH 207		10600	45.28	-28.72	74	54.52	39	12.55	60.79	-	-	P	V
6985MHz		10600	36.49	-17.51	54	45.73	39	12.55	60.79	-	-	A	V
		13970	48.06	-40.14	88.2	56.54	40.07	14.33	62.88	-	-	P	V
		14496	45.89	-28.11	74	54.83	40	14.55	63.49	-	-	P	V
		14496	37.1	-16.9	54	46.04	40	14.55	63.49	-	-	A	V
		17880	45.17	-28.83	74	45.41	40.82	16.27	57.33	-	-	P	V
		17880	36.38	-17.62	54	36.62	40.82	16.27	57.33	-	-	A	V
		20955	36.18	-37.82	74	56.39	37.96	-3.36	54.81	-	-	P	V
													V
													V
													V
													V

Remark

- No other spurious found.
- All results are PASS against Peak and Average limit line.
- The emission position marked as "-" means no suspected emission found with sufficient margin against limit line or noise floor only.
- The emission level close to 18GHz is checked that the average emission level is noise floor only.



Band 8 - 6875~7125MHz

WIFI 802.11ax HE160 Partial 996 (Band Edge @ 3m)

WIFI Ant. 9+8	Note	Frequency (MHz)	Level (dBμV/m)	Over Limit (dB)	Limit Line (dBμV/m)	Read Level (dBμV)	Antenna Factor (dB/m)	Path Loss (dB)	Preamp Factor (dB)	Ant Pos (cm)	Table Pos (deg)	Peak Avg. (P/A)	Pol. (H/V)
802.11ax HE160 Partial 996/68 CH 207 6985MHz	*	6985	110.75	-	-	101.28	35.74	10.44	36.71	100	65	P	H
	*	6985	101.6	-	-	92.13	35.74	10.44	36.71	100	65	A	H
		7133.16	85.64	-2.56	88.2	75.36	36.43	10.55	36.7	100	65	P	H
		7132.2	66.15	-2.05	68.2	55.87	36.43	10.55	36.7	100	65	A	H
													H
													H
	*	6985	109.06	-	-	99.59	35.74	10.44	36.71	102	283	P	V
	*	6985	99.91	-	-	90.44	35.74	10.44	36.71	102	283	A	V
		7132.84	85.79	-2.41	88.2	75.51	36.43	10.55	36.7	102	283	P	V
		7132.2	66.8	-1.4	68.2	56.52	36.43	10.55	36.7	102	283	A	V
												V	
												V	
Remark	1. No other spurious found. 2. All results are PASS against Peak and Average limit line.												



Emission below 1GHz

WIFI 802.11a (LF @ 3m)

WIFI	Note	Frequency	Level	Over	Limit	Read	Antenna	Path	Preamp	Ant	Table	Peak	Pol.	
Ant.				Limit	Line	Level	Factor	Loss	Factor	Pos	Pos	Avg.		
9+8		(MHz)	(dBμV/m)	(dB)	(dBμV/m)	(dBμV)	(dB/m)	(dB)	(dB)	(cm)	(deg)	(P/A)	(H/V)	
802.11a LF		49.4	33	-7	40	50.06	14.6	0.91	32.57	-	-	P	H	
		90.14	31.45	-12.05	43.5	48.21	14.57	1.13	32.46	-	-	P	H	
		126.03	27.48	-16.02	43.5	41.22	17.4	1.38	32.52	-	-	P	H	
		266.68	21.89	-24.11	46	32.77	19.53	2.02	32.43	-	-	P	H	
		471.35	30.18	-15.82	46	36.61	23.42	2.58	32.43	-	-	P	H	
		950.53	33.04	-12.96	46	29.81	30.64	3.81	31.22	-	-	P	H	
													H	
													H	
													H	
													H	
													H	
													H	
			48.43	35.8	-4.2	40	52.42	15.05	0.9	32.57	100	160	Q	V
			90.14	28.78	-14.72	43.5	45.54	14.57	1.13	32.46	-	-	P	V
			136.7	28.96	-14.54	43.5	42.55	17.41	1.5	32.5	-	-	P	V
			221.09	22.64	-23.36	46	38.15	15.16	1.81	32.48	-	-	P	V
			471.35	32.3	-13.7	46	38.73	23.42	2.58	32.43	-	-	P	V
			952.47	32.79	-13.21	46	29.41	30.76	3.82	31.2	-	-	P	V
													V	
													V	
													V	
													V	
													V	

Remark

- No other spurious found.
- All results are PASS against limit line.
- The emission position marked as "-" means no suspected emission found and emission level has at least 6dB margin against limit or emission is noise floor only.



<Sample 2>

Band 5 - 5925~6425MHz
WIFI 802.11ax HE80 Full (Band Edge @ 3m)

WIFI Ant.	Note	Frequency	Level	Over Limit	Limit Line	Read Level	Antenna Factor	Path Loss	Preamp Factor	Ant Pos	Table Pos	Peak Avg.	Pol.	
9+8		(MHz)	(dBμV/m)	(dB)	(dBμV/m)	(dBμV)	(dB/m)	(dB)	(dB)	(cm)	(deg)	(P/A)	(H/V)	
802.11ax HE80 Full CH 07 5985MHz		5923.88	74.87	-13.33	88.2	67.6	34.2	9.78	36.71	100	23	P	H	
		5924.84	62.91	-5.29	68.2	55.64	34.2	9.78	36.71	100	23	A	H	
	*	5985	108.3	-	-	101.05	34.1	9.86	36.71	100	23	P	H	
	*	5985	96.96	-	-	89.71	34.1	9.86	36.71	100	23	A	H	
													H	
													H	
			5923.4	69.52	-18.68	88.2	62.24	34.21	9.78	36.71	108	308	P	V
			5924.52	58.49	-9.71	68.2	51.22	34.2	9.78	36.71	108	308	A	V
	*		5985	104.41	-	-	97.16	34.1	9.86	36.71	108	308	P	V
	*		5985	93.96	-	-	86.71	34.1	9.86	36.71	108	308	A	V
													V	
													V	
Remark	1. No other spurious found. 2. All results are PASS against Peak and Average limit line.													



Band 5 5925~6425MHz

WIFI 802.11ax HE80 Full (Harmonic @ 3m)

WIFI Ant. 9+8	Note	Frequency (MHz)	Level (dBμV/m)	Over Limit (dB)	Limit Line (dBμV/m)	Read Level (dBμV)	Antenna Factor (dB/m)	Path Loss (dB)	Preamp Factor (dB)	Ant Pos (cm)	Table Pos (deg)	Peak Avg. (P/A)	Pol. (H/V)
		11376	49.67	-24.33	74	55.64	39	12.93	57.9	-	-	P	H
		11376	40.88	-13.12	54	46.85	39	12.93	57.9	-	-	A	H
		11970	46.7	-27.3	74	51.79	39.14	13.19	57.42	-	-	P	H
		14496	49.56	-24.44	74	51.91	40	14.55	56.9	-	-	P	H
		14496	40.77	-13.23	54	43.12	40	14.55	56.9	-	-	A	H
		17920	53.25	-20.75	74	55.23	41.08	16.3	59.36	-	-	P	H
		17920	44.46	-9.54	54	46.44	41.08	16.3	59.36	-	-	A	H
		17955	51.55	-22.45	74	53.35	41.22	16.32	59.34	100	48	P	H
		17955	41.27	-12.73	54	43.07	41.22	16.32	59.34	100	48	A	H
													H
													H
													H
802.11ax													
HE80 Full													
CH 07													
5985MHz		11496	50.42	-23.58	74	56.24	39	12.98	57.8	-	-	P	V
		11496	41.63	-12.37	54	47.45	39	12.98	57.8	-	-	A	V
		11970	47.19	-26.81	74	52.28	39.14	13.19	57.42	-	-	P	V
		14496	49.72	-24.28	74	52.07	40	14.55	56.9	-	-	P	V
		14496	40.93	-13.07	54	43.28	40	14.55	56.9	-	-	A	V
		17955	52.62	-21.38	74	54.42	41.22	16.32	59.34	200	179	P	V
		17955	41.21	-12.79	54	43.01	41.22	16.32	59.34	200	179	A	V
		17984	54.44	-19.56	74	56.08	41.34	16.33	59.31	-	-	P	V
		17984	45.65	-8.35	54	47.29	41.34	16.33	59.31	-	-	A	V
													V
													V
													V



WIFI Ant. 9+8	Note	Frequency (MHz)	Level (dBμV/m)	Over Limit (dB)	Limit Line (dBμV/m)	Read Level (dBμV)	Antenna Factor (dB/m)	Path Loss (dB)	Preamp Factor (dB)	Ant Pos (cm)	Table Pos (deg)	Peak Avg. (P/A)	Pol. (H/V)
		10640	45.42	-28.58	74	54.63	39.04	12.57	60.82	-	-	P	H
		10640	36.63	-17.37	54	45.84	39.04	12.57	60.82	-	-	A	H
		12450	44.62	-29.38	74	53.73	39.05	13.49	61.65	-	-	P	H
		14480	45.87	-28.13	74	54.79	40	14.55	63.47	-	-	P	H
		14480	37.08	-16.92	54	46	40	14.55	63.47	-	-	A	H
		17880	44.4	-29.6	74	44.64	40.82	16.27	57.33	-	-	P	H
		17880	35.61	-18.39	54	35.85	40.82	16.27	57.33	-	-	A	H
		18675	36.32	-37.68	74	56.76	38.04	-2.99	55.49	-	-	P	H
													H
													H
													H
													H
802.11ax													H
HE80 Full													H
CH 55		10656	44.7	-29.3	74	53.9	39.06	12.57	60.83	-	-	P	V
6225MHz		10656	35.91	-18.09	54	45.11	39.06	12.57	60.83	-	-	A	V
		12450	44.98	-29.02	74	54.09	39.05	13.49	61.65	-	-	P	V
		14496	46.24	-27.76	74	55.18	40	14.55	63.49	-	-	P	V
		14496	37.45	-16.55	54	46.39	40	14.55	63.49	-	-	A	V
		17960	44.58	-29.42	74	44.24	41.24	16.32	57.22	-	-	P	V
		17960	35.79	-18.21	54	35.45	41.24	16.32	57.22	-	-	A	V
		18675	36.61	-37.39	74	57.68	38.04	-3.62	55.49	-	-	P	V
													V
													V
													V
													V
Remark	<ol style="list-style-type: none"> No other spurious found. All results are PASS against Peak and Average limit line. The emission position marked as "-" means no suspected emission found with sufficient margin against limit line or noise floor only. The emission level close to 18GHz is checked that the average emission level is noise floor only. 												



Band 8 - 6875~7125MHz

WIFI 802.11ax HE20 Full (Band Edge @ 3m)

WIFI Ant. 9+8	Note	Frequency (MHz)	Level (dBμV/m)	Over Limit (dB)	Limit Line (dBμV/m)	Read Level (dBμV)	Antenna Factor (dB/m)	Path Loss (dB)	Preamp Factor (dB)	Ant Pos (cm)	Table Pos (deg)	Peak Avg. (P/A)	Pol. (H/V)
802.11ax HE20 Full CH 233 7115MHz	*	7115	88.14	-	-	77.96	36.36	10.53	36.71	100	84	P	H
	*	7115	77.29	-	-	67.11	36.36	10.53	36.71	100	84	A	H
		7125.02	70.48	-17.72	88.2	60.24	36.4	10.54	36.7	100	84	P	H
		7125.02	65.17	-3.03	68.2	54.93	36.4	10.54	36.7	100	84	A	H
													H
													H
	*	7115	90.02	-	-	79.84	36.36	10.53	36.71	100	76	P	V
	*	7115	79.2	-	-	69.02	36.36	10.53	36.71	100	76	A	V
		7125.02	73.48	-14.72	88.2	63.24	36.4	10.54	36.7	100	76	P	V
		7125.02	67.05	-1.15	68.2	56.81	36.4	10.54	36.7	100	76	P	V
												V	
												V	
Remark	1. No other spurious found. 2. All results are PASS against Peak and Average limit line.												



Band 8 - 6875~7125MHz
WIFI 802.11ax HE20 (Harmonic @ 3m)

WIFI Ant. 9+8	Note	Frequency (MHz)	Level (dBµV/m)	Over Limit (dB)	Limit Line (dBµV/m)	Read Level (dBµV)	Antenna Factor (dB/m)	Path Loss (dB)	Preamp Factor (dB)	Ant Pos (cm)	Table Pos (deg)	Peak Avg. (P/A)	Pol. (H/V)	
802.11ax HE20 Full CH 233 7115MHz		11480	49.37	-24.63	74	55.22	39	12.97	57.82	-	-	P	H	
		11480	40.58	-13.42	54	46.43	39	12.97	57.82	-	-	A	H	
		14230	50.11	-38.09	88.2	52.33	40.24	14.44	56.9	-	-	P	H	
		14472	49.71	-24.29	74	52.07	40	14.54	56.9	-	-	P	H	
		14472	40.92	-13.08	54	43.28	40	14.54	56.9	-	-	A	H	
		17928	53.64	-20.36	74	55.59	41.11	16.3	59.36	-	-	P	H	
		17928	44.85	-9.15	54	46.8	41.11	16.3	59.36	-	-	A	H	
		21345	37.08	-36.92	74	56.81	37.79	-2.72	54.8	-	-	P	H	
														H
														H
														H
														H
														H
			11336	49.33	-24.67	74	55.35	39	12.91	57.93	-	-	P	V
			11336	40.54	-13.46	54	46.56	39	12.91	57.93	-	-	A	V
			14230	48.77	-39.43	88.2	50.99	40.24	14.44	56.9	-	-	P	V
			14480	48.97	-25.03	74	51.32	40	14.55	56.9	-	-	P	V
			14480	40.18	-13.82	54	42.53	40	14.55	56.9	-	-	A	V
			17920	53.51	-20.49	74	55.49	41.08	16.3	59.36	-	-	P	V
			17920	44.72	-9.28	54	46.7	41.08	16.3	59.36	-	-	A	V
			21345	36.94	-37.06	74	57.22	37.79	-3.27	54.8	-	-	P	V
													V	
													V	
													V	
													V	
Remark	<ol style="list-style-type: none"> No other spurious found. All results are PASS against Peak and Average limit line. The emission position marked as "-" means no suspected emission found with sufficient margin against limit line or noise floor only. The emission level close to 18GHz is checked that the average emission level is noise floor only. 													



Note symbol

*	Fundamental Frequency which can be ignored. However, the level of any unwanted emissions shall not exceed the level of the fundamental frequency.
!	Test result is over limit line.
P/A	Peak or Average
H/V	Horizontal or Vertical



A calculation example for radiated spurious emission is shown as below:

WIFI	Note	Frequency	Level	Over	Limit	Read	Antenna	Path	Preamp	Ant	Table	Peak	Pol.
Ant.				Limit	Line	Level	Factor	Loss	Factor	Pos	Pos	Avg.	
9+8		(MHz)	(dBμV/m)	(dB)	(dBμV/m)	(dBμV)	(dB/m)	(dB)	(dB)	(cm)	(deg)	(P/A)	(H/V)
802.11a		5925	55.45	-32.75	88.2	54.51	32.22	4.58	35.86	103	308	P	H
CH 01		5925	43.54	-24.66	68.2	42.6	32.22	4.58	35.86	103	308	A	H
5955MHz													

1. Path Loss(dB) = Cable loss(dB) + Filter loss(dB) + Attenuator loss(dB)
2. Level(dBμV/m) = Antenna Factor(dB/m) + Path Loss(dB) + Read Level(dBμV) - Preamp Factor(dB)
3. Over Limit(dB) = Level(dBμV/m) – Limit Line(dBμV/m)

For Peak Limit @ 5925MHz:

1. Level(dBμV/m)
= Antenna Factor(dB/m) + Path Loss(dB) + Read Level(dBμV) - Preamp Factor(dB)
= 32.22(dB/m) + 4.58(dB) + 54.51(dBμV) – 35.86 (dB)
= 55.45 (dBμV/m)
2. Over Limit(dB)
= Level(dBμV/m) – Limit Line(dBμV/m)
= 55.45(dBμV/m) – 74(dBμV/m)
= -32.75(dB)

For Average Limit @ 5925MHz:

1. Level(dBμV/m)
= Antenna Factor(dB/m) + Path Loss(dB) + Read Level(dBμV) - Preamp Factor(dB)
= 32.22(dB/m) + 4.58(dB) + 42.6(dBμV) – 35.86 (dB)
= 43.54 (dBμV/m)
2. Over Limit(dB) = Level(dBμV/m) – Limit Line(dBμV/m)
= 43.54(dBμV/m) – 54(dBμV/m)
= -24.66(dB)

Both peak and average measured complies with the limit line, so test result is “PASS”.



Appendix D. Radiated Spurious Emission Plots

Test Engineer :	Leo Li and Bigshow Wang	Temperature :	22.1~23.1°C
		Relative Humidity :	55~60%

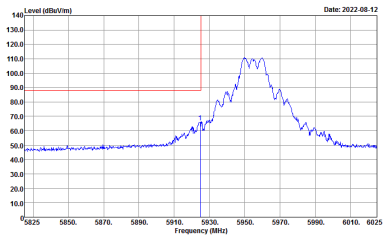
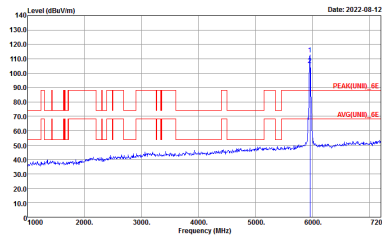
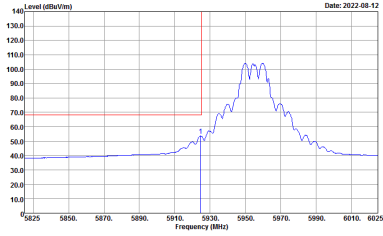


<SDM Mode>
<Sample 1>

Band 5 - 5925~6425MHz
WIFI 802.11a (Band Edge @ 3m)

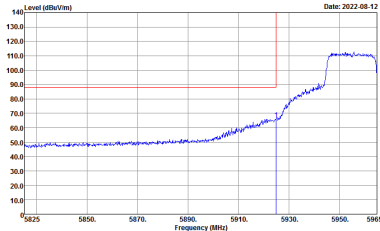
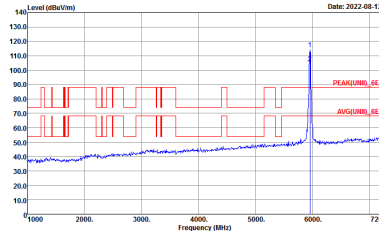
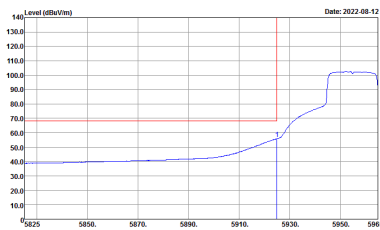
WIFI	Band 5 5925~6425MHz Band Edge @ 3m	
ANT	802.11a CH01 5955MHz	
9+8	Horizontal	Fundamental
Peak		
Avg.		Left blank



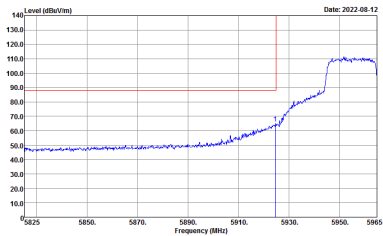
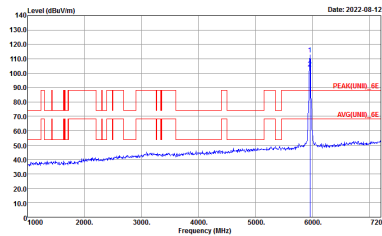
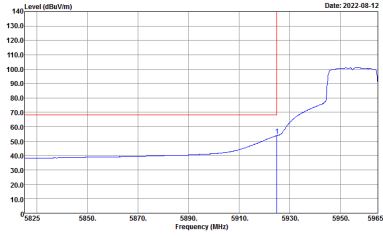
WIFI	Band 5 5925~6425MHz Band Edge @ 3m	
ANT	802.11a CH01 5955MHz	
9+8	Vertical	Fundamental
Peak	 <p>Site : 03CH15-HY Condition : PEAK_BE(UNIT)_AE 3m 91200_02294_220623 VERTICAL : RBW:1000.000KHz VBW:3000.000KHz SWT:Auto</p>	 <p>Site : 03CH15-HY Condition : PEAK(UNIT)_AE 3m 91200_02294_220623 VERTICAL : RBW:1000.000KHz VBW:3000.000KHz SWT:Auto</p>
Avg.	 <p>Site : 03CH15-HY Condition : AV6_BE(UNIT)_AE 3m 91200_02294_220623 VERTICAL : RBW:1000.000KHz VBW:0.010KHz SWT:Auto</p>	Left blank



Band 5 5925~6425MHz
WIFI 802.11ax HE20 Full (Band Edge @ 3m)

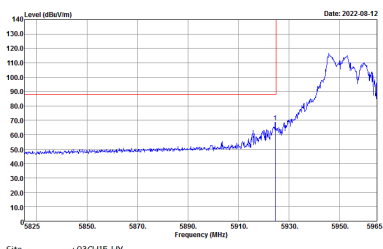
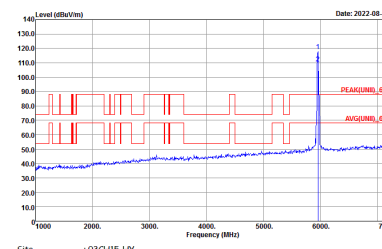
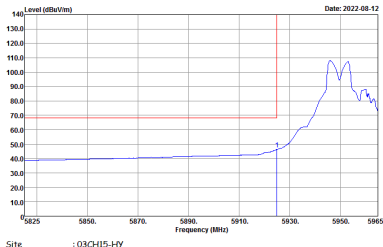
WIFI	Band 5 5925~6425MHz Band Edge @ 3m	
ANT	802.11ax HE20 Full CH01 5955MHz	
9+8	Horizontal	Fundamental
<p align="center">Peak</p>	 <p>Site : 03CH15-HY Condition : PEAK_BE(UNIT)_6E 3m 91200_02294_220623 HORIZONTAL : RBW:1000.000KHz VBW:3000.000KHz SWT:Auto</p>	 <p>Site : 03CH15-HY Condition : PEAK(UNIT)_6E 3m 91200_02294_220623 HORIZONTAL : RBW:1000.000KHz VBW:3000.000KHz SWT:Auto</p>
<p align="center">Avg.</p>	 <p>Site : 03CH15-HY Condition : AVG_BE(UNIT)_6E 3m 91200_02294_220623 HORIZONTAL : RBW:1000.000KHz VBW:0.010KHz SWT:Auto</p>	<p align="center">Left blank</p>



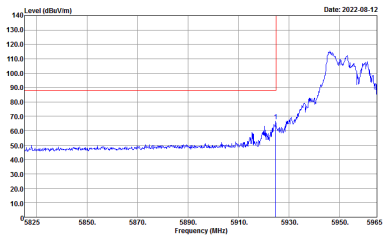
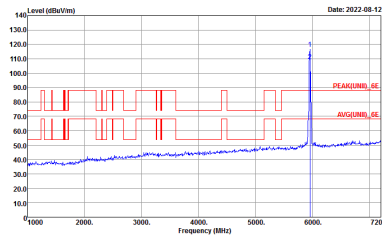
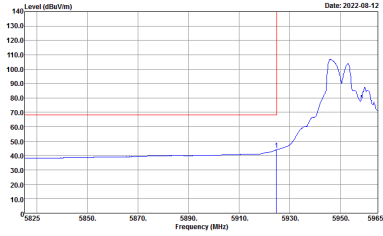
WIFI	Band 5 5925~6425MHz Band Edge @ 3m	
ANT	802.11ax HE20 Full CH01 5955MHz	
9+8	Vertical	Fundamental
Peak	 <p>Site : 03CH15-HY Condition : PEAK_BE(UNIT)_AE 3m 91200_02294_220623 VERTICAL : RBW:1000.000KHz VBW:3000.000KHz SWT:Auto</p>	 <p>Site : 03CH15-HY Condition : PEAK(UNIT)_AE 3m 91200_02294_220623 VERTICAL : RBW:1000.000KHz VBW:3000.000KHz SWT:Auto</p>
Avg.	 <p>Site : 03CH15-HY Condition : AV6_BE(UNIT)_AE 3m 91200_02294_220623 VERTICAL : RBW:1000.000KHz VBW:0.010KHz SWT:Auto</p>	Left blank



Band 5 5925~6425MHz
WIFI 802.11ax HE20 Partial 106 (Band Edge @ 3m)

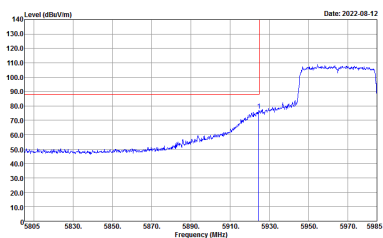
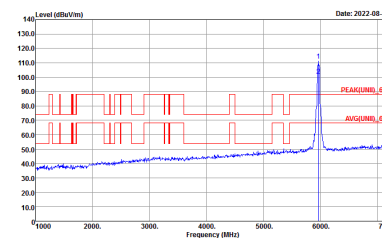
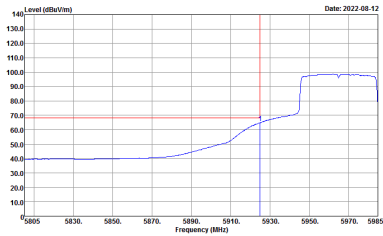
WIFI	Band 5 5925~6425MHz Band Edge @ 3m	
ANT	802.11ax HE20 Partial 106/53 CH01 5955MHz	
9+8	Horizontal	Fundamental
Peak	 <p>Site : 03CH15-HY Condition : PEAK_BE(UNIT)_AE 3m 91200_02294_220623 HORIZONTAL : RBW:1000.000kHz VBW:3000.000kHz SWT:Auto</p>	 <p>Site : 03CH15-HY Condition : PEAK(UNIT)_AE 3m 91200_02294_220623 HORIZONTAL : RBW:1000.000kHz VBW:3000.000kHz SWT:Auto</p>
Avg.	 <p>Site : 03CH15-HY Condition : AVG_BE(UNIT)_AE 3m 91200_02294_220623 HORIZONTAL : RBW:1000.000kHz VBW:0.010kHz SWT:Auto</p>	Left blank



WIFI	Band 5 5925~6425MHz Band Edge @ 3m	
ANT	802.11ax HE20 Partial 106/53 CH01 5955MHz	
9+8	Vertical	Fundamental
Peak	 <p>Site : 03CH15-HY Condition : PEAK_BE(UNIT)_AE 3m 91200_02294_220623 VERTICAL : RBW:1000.000KHz VBW:3000.000KHz SWT:Auto</p>	 <p>Site : 03CH15-HY Condition : PEAK(UNIT)_AE 3m 91200_02294_220623 VERTICAL : RBW:1000.000KHz VBW:3000.000KHz SWT:Auto</p>
Avg.	 <p>Site : 03CH15-HY Condition : AV6_BE(UNIT)_AE 3m 91200_02294_220623 VERTICAL : RBW:1000.000KHz VBW:0.010KHz SWT:Auto</p>	Left blank



Band 5 5925~6425MHz
WIFI 802.11ax HE40 Full (Band Edge @ 3m)

WIFI	Band 5 5925~6425MHz Band Edge @ 3m	
ANT	802.11ax HE40 Full CH03 5965MHz	
9+8	Horizontal	Fundamental
Peak	 <p>Site : 03CH15-HY Condition : PEAK_BE(UNIT)_AE 3m 91200_02294_220623 HORIZONTAL : RBW:1000.000kHz VBW:3000.000kHz SWT:Auto</p>	 <p>Site : 03CH15-HY Condition : PEAK(UNIT)_AE 3m 91200_02294_220623 HORIZONTAL : RBW:1000.000kHz VBW:3000.000kHz SWT:Auto</p>
Avg.	 <p>Site : 03CH15-HY Condition : AVG_BE(UNIT)_AE 3m 91200_02294_220623 HORIZONTAL : RBW:1000.000kHz VBW:0.010kHz SWT:Auto</p>	Left blank