

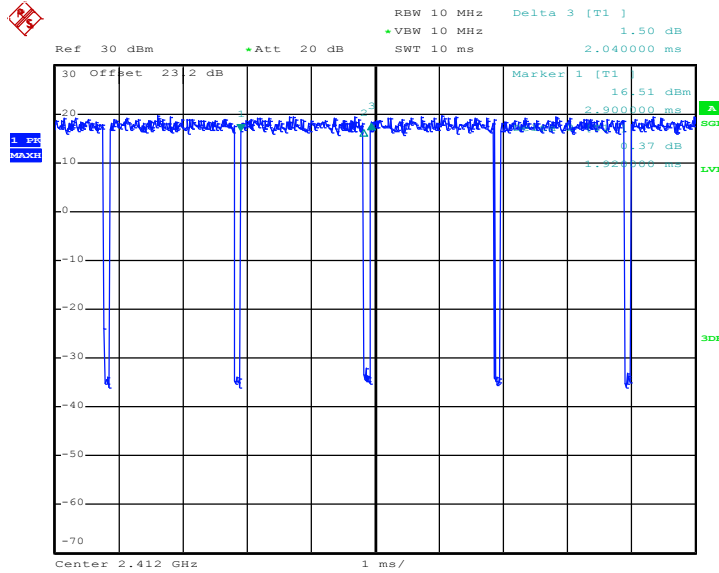


Appendix D. Duty Cycle Plots

Antenna	Band	Duty Cycle(%)	T(us)	1/T(kHz)	VBW Setting
1+2	802.11b for Ant. 1	99.04	-	-	10Hz
1+2	802.11b for Ant. 2	99.04	-	-	
1+2	802.11g for Ant. 1	94.50	2060	0.485436893	1kHz
1+2	802.11g for Ant. 2	95.37	2060	0.485436893	
1+2	2.4GHz 802.11n HT20 for Ant. 1	94.12	1920	0.5208333333	
1+2	2.4GHz 802.11n HT20 for Ant. 2	95.05	1920	0.5208333333	3kHz
1+2	2.4GHz 802.11n HT40 for Ant. 1	89.62	950	1.052631579	
1+2	2.4GHz 802.11n HT40 for Ant. 2	90.48	950	1.052631579	

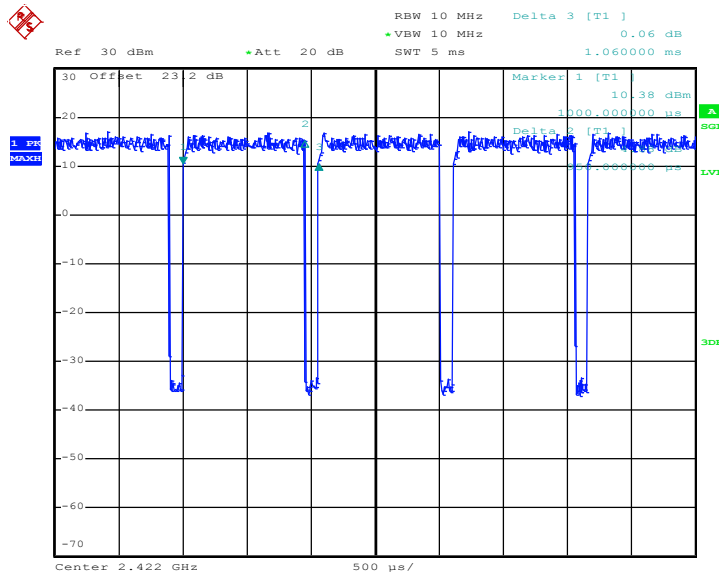


802.11n HT20



Date: 28.JUN.2016 14:41:25

802.11n HT40

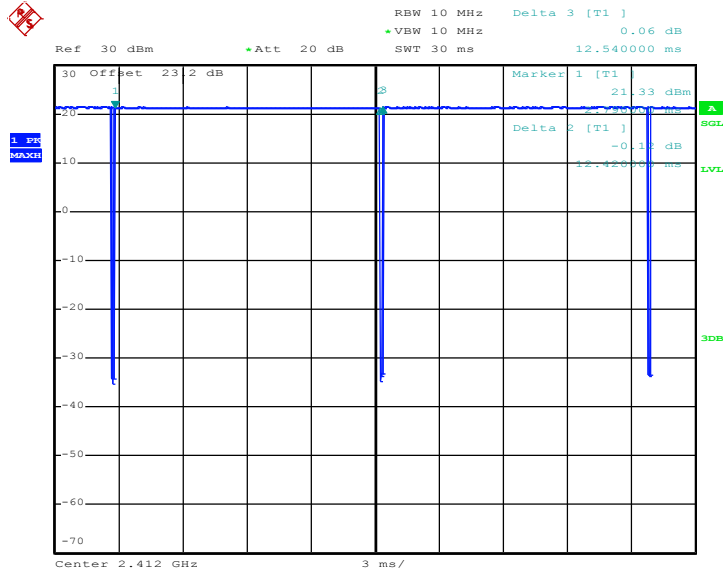


Date: 28.JUN.2016 14:45:40



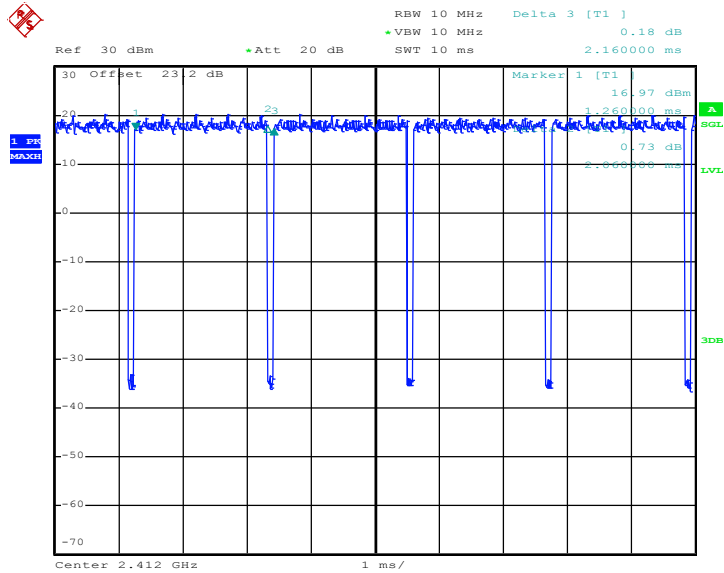
MIMO <Ant. 1+2(2)>

802.11b



Date: 28.JUN.2016 13:39:40

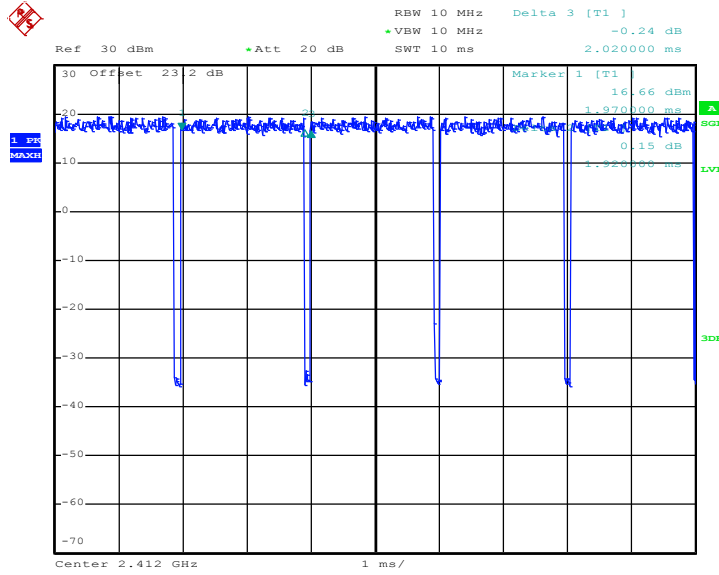
802.11g



Date: 28.JUN.2016 14:20:26

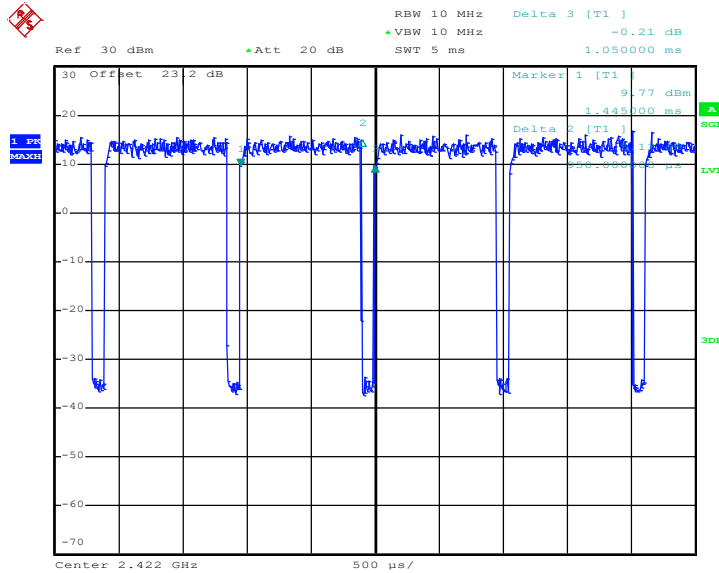


802.11n HT20



Date: 28.JUN.2016 14:42:04

802.11n HT40



Date: 28.JUN.2016 14:46:38