



**Band 5 5925~6425MHz  
WIFI 802.11ax HE80 Full (Band Edge @ 3m)**

WIFI Ant. 6+7	Note	Frequency ( MHz )	Level ( dBμV/m )	Margin ( dB )	Limit Line ( dBμV/m )	Read Level (dBμV)	Antenna Factor ( dB/m )	Path Loss ( dB )	Preamp Factor ( dB )	Ant Pos ( cm )	Table Pos ( deg )	Peak Avg. (P/A)	Pol. (H/V)	
802.11ax HE80 Full CH 07 5985MHz		5918.92	65.64	-22.56	88.2	55.32	34.3	13.95	37.93	250	68	P	H	
		5919.72	56.11	-12.09	68.2	45.79	34.3	13.95	37.93	250	68	A	H	
	*	5985	110.38	-	-	100.07	34.16	14.06	37.91	250	68	P	H	
	*	5985	103.78	-	-	93.47	34.16	14.06	37.91	250	68	A	H	
													H	
														H
			5915.4	63.11	-25.09	88.2	52.8	34.3	13.94	37.93	100	306	P	V
			5924.52	53.65	-14.55	68.2	43.32	34.3	13.96	37.93	100	306	A	V
	*		5985	108.19	-	-	97.88	34.16	14.06	37.91	100	306	P	V
	*		5985	101.38	-	-	91.07	34.16	14.06	37.91	100	306	A	V
													V	
													V	
<b>Remark</b>	1. No other spurious found. 2. All results are PASS against Peak and Average limit line.													



Band 5 5925~6425MHz

WIFI 802.11ax HE80 Full (Harmonic @ 3m)

WIFI Ant. 6+7	Note	Frequency ( MHz )	Level ( dBμV/m )	Margin ( dB )	Limit Line ( dBμV/m )	Read Level (dBμV)	Antenna Factor ( dB/m )	Path Loss ( dB )	Preamp Factor ( dB )	Ant Pos ( cm )	Table Pos ( deg )	Peak Avg. (P/A)	Pol. (H/V)	
802.11ax HE80 Full CH 07 5985MHz		11970	51.27	-22.73	74	35.34	39.04	19.95	43.06	100	296	P	H	
		11970	41.45	-12.55	54	25.52	39.04	19.95	43.06	100	296	A	H	
		17955	57.12	-16.88	74	35.84	42.23	24.59	45.54	100	317	P	H	
		17955	47	-7	54	25.72	42.23	24.59	45.54	100	317	A	H	
		23940	45.32	-28.68	74	41.5	38.78	18.98	53.94	150	261	P	H	
		23940	38.84	-15.16	54	35.02	38.78	18.98	53.94	150	261	A	H	
														H
														H
														H
														H
														H
														H
														H
														H
														H
			11970	50.93	-23.07	74	35	39.04	19.95	43.06	400	164	P	V
			11970	41.44	-12.56	54	25.51	39.04	19.95	43.06	400	164	A	V
			17955	56.49	-17.51	74	35.21	42.23	24.59	45.54	200	249	P	V
		17955	47.08	-6.92	54	25.8	42.23	24.59	45.54	200	249	A	V	
		23940	44.68	-29.32	74	40.86	38.78	18.98	53.94	150	356	P	V	
		23940	38.89	-15.11	54	35.07	38.78	18.98	53.94	150	356	A	V	
													V	
													V	
													V	
													V	
													V	
													V	





WIFI Ant. 6+7	Note	Frequency ( MHz )	Level ( dBµV/m )	Margin ( dB )	Limit Line ( dBµV/m )	Read Level (dBµV)	Antenna Factor ( dB/m )	Path Loss ( dB )	Preamp Factor ( dB )	Ant Pos ( cm )	Table Pos ( deg )	Peak Avg. (P/A)	Pol. (H/V)	
802.11ax HE80 Full CH 87 6385MHz		12770	52.74	-35.46	88.2	35.47	39.61	20.69	43.03	-	-	P	H	
		19155	36.34	-37.66	74	37.68	38.16	15.84	55.34	-	-	P	H	
													H	
													H	
													H	
													H	
													H	
													H	
													H	
													H	
													H	
													H	
													H	
													H	
													H	
													H	
													H	
													H	
	Remark	<ol style="list-style-type: none"> <li>No other spurious found.</li> <li>All results are PASS against Peak and Average limit line.</li> <li>The emission position marked as "-" means no suspected emission found with sufficient margin against limit line or noise floor only.</li> </ol>												



**Band 5 5925~6425MHz  
WIFI 802.11ax HE80 Partial 484 (Band Edge @ 3m)**

WIFI Ant. 6+7	Note	Frequency ( MHz )	Level ( dBμV/m )	Margin ( dB )	Limit Line ( dBμV/m )	Read Level (dBμV)	Antenna Factor ( dB/m )	Path Loss ( dB )	Preamp Factor ( dB )	Ant Pos ( cm )	Table Pos ( deg )	Peak Avg. (P/A)	Pol. (H/V)	
802.11ax HE80 Partial 484/65 CH 07 5985MHz		5923.08	85.37	-2.83	88.2	75.04	34.3	13.96	37.93	250	68	P	H	
		5920.2	66.98	-1.22	68.2	56.66	34.3	13.95	37.93	250	68	A	H	
	*	5985	115.35	-	-	105.04	34.16	14.06	37.91	250	68	P	H	
	*	5985	105.25	-	-	94.94	34.16	14.06	37.91	250	68	A	H	
													H	
													H	
			5924.84	81.66	-6.54	88.2	71.33	34.3	13.96	37.93	250	93	P	V
			5923.24	64.03	-4.17	68.2	53.7	34.3	13.96	37.93	250	93	A	V
	*		5985	109.07	-	-	98.76	34.16	14.06	37.91	250	93	P	V
	*		5985	101.21	-	-	90.9	34.16	14.06	37.91	250	93	A	V
													V	
													V	
<b>Remark</b>	1. No other spurious found. 2. All results are PASS against Peak and Average limit line.													



**Band 5 5925~6425MHz  
WIFI 802.11ax HE160 Full (Band Edge @ 3m)**

WIFI Ant. 6+7	Note	Frequency ( MHz )	Level ( dBμV/m )	Margin ( dB )	Limit Line ( dBμV/m )	Read Level (dBμV)	Antenna Factor ( dB/m )	Path Loss ( dB )	Preamp Factor ( dB )	Ant Pos ( cm )	Table Pos ( deg )	Peak Avg. (P/A)	Pol. (H/V)	
802.11ax HE160 Full CH 15 6025MHz		5909.8	67.2	-21	88.2	56.89	34.3	13.94	37.93	250	70	P	H	
		5909.8	59.51	-8.69	68.2	49.2	34.3	13.94	37.93	250	70	A	H	
	*	6025	107.41	-	-	97.02	34.2	14.1	37.91	250	70	P	H	
	*	6025	100.29	-	-	89.9	34.2	14.1	37.91	250	70	A	H	
													H	
														H
			5895.08	66.97	-21.23	88.2	56.7	34.3	13.91	37.94	100	306	P	V
			5904.68	58.23	-9.97	68.2	47.93	34.3	13.93	37.93	100	306	A	V
		*	6025	104.32	-	-	93.93	34.2	14.1	37.91	100	306	P	V
		*	6025	96.43	-	-	86.04	34.2	14.1	37.91	100	306	A	V
													V	
													V	
<b>Remark</b>	1. No other spurious found. 2. All results are PASS against Peak and Average limit line.													



Band 5 5925~6425MHz

WIFI 802.11ax HE80 Full (Harmonic @ 3m)

WIFI Ant. 6+7	Note	Frequency ( MHz )	Level ( dBμV/m )	Margin ( dB )	Limit Line ( dBμV/m )	Read Level (dBμV)	Antenna Factor ( dB/m )	Path Loss ( dB )	Preamp Factor ( dB )	Ant Pos ( cm )	Table Pos ( deg )	Peak Avg. (P/A)	Pol. (H/V)	
802.11ax HE160 Full CH 15 6025MHz		12050	51.08	-22.92	74	35	39.15	20.03	43.1	300	45	P	H	
		12050	41.53	-12.47	54	25.45	39.15	20.03	43.1	300	45	A	H	
		18075	35.41	-38.59	74	38.79	37.5	15.08	55.96	-	-	P	H	
		24100	47.55	-40.65	88.2	43.3	39	19.07	53.82	150	316	P	H	
		24100	44.1	-24.1	68.2	39.85	39	19.07	53.82	150	316	A	H	
														H
														H
														H
														H
														H
														H
														H
														H
														H
														H
														H
			12050	51.18	-22.82	74	35.1	39.15	20.03	43.1	100	211	P	V
			12050	41.3	-12.7	54	25.22	39.15	20.03	43.1	100	211	A	V
		18075	35.94	-38.06	74	39.32	37.5	15.08	55.96	-	-	P	V	
		24100	46.79	-41.41	88.2	42.54	39	19.07	53.82	150	43	P	V	
		24100	42.12	-26.08	68.2	37.87	39	19.07	53.82	150	43	A	V	
													V	
													V	
													V	
													V	
													V	
													V	
													V	
													V	







WIFI Ant. 6+7	Note	Frequency ( MHz )	Level ( dBµV/m )	Margin ( dB )	Limit Line ( dBµV/m )	Read Level (dBµV)	Antenna Factor ( dB/m )	Path Loss ( dB )	Preamp Factor ( dB )	Ant Pos ( cm )	Table Pos ( deg )	Peak Avg. (P/A)	Pol. (H/V)	
802.11ax HE160 Full CH 79 6345MHz		12690	51.78	-22.22	74	34.83	39.39	20.62	43.06	100	302	P	H	
		12690	42.35	-11.65	54	25.4	39.39	20.62	43.06	100	302	A	H	
		19035	36.59	-37.41	74	38.12	38.11	15.75	55.39	-	-	P	H	
													H	
													H	
													H	
													H	
													H	
													H	
													H	
													H	
			12690	52.46	-21.54	74	35.51	39.39	20.62	43.06	200	63	P	V
			12690	42.46	-11.54	54	25.51	39.39	20.62	43.06	200	63	A	V
			19035	36.23	-37.77	74	37.76	38.11	15.75	55.39	-	-	P	V
														V
														V
														V
														V
														V
														V
													V	
<b>Remark</b>	<ol style="list-style-type: none"> <li>No other spurious found.</li> <li>All results are PASS against Peak and Average limit line.</li> <li>The emission position marked as "-" means no suspected emission found with sufficient margin against limit line or noise floor only.</li> </ol>													



**Band 5 5925~6425MHz  
WIFI 802.11ax HE160 Partial 996 (Band Edge @ 3m)**

WIFI Ant. 6+7	Note	Frequency ( MHz )	Level ( dBμV/m )	Margin ( dB )	Limit Line ( dBμV/m )	Read Level (dBμV)	Antenna Factor ( dB/m )	Path Loss ( dB )	Preamp Factor ( dB )	Ant Pos ( cm )	Table Pos ( deg )	Peak Avg. (P/A)	Pol. (H/V)	
802.11ax HE160 Partial 996/67 CH 15 6025MHz		5897	80.62	-7.58	88.2	70.33	34.3	13.92	37.93	250	70	P	H	
		5896.36	65.44	-2.76	68.2	55.16	34.3	13.91	37.93	250	70	A	H	
	*	6025	108	-	-	97.61	34.2	14.1	37.91	250	70	P	H	
	*	6025	100.44	-	-	90.05	34.2	14.1	37.91	250	70	A	H	
													H	
													H	
			5896.68	82.71	-5.49	88.2	72.43	34.3	13.91	37.93	100	307	P	V
			5898.92	65.78	-2.42	68.2	55.49	34.3	13.92	37.93	100	307	A	V
	*		6025	106.33	-	-	95.94	34.2	14.1	37.91	100	307	P	V
	*		6025	97.49	-	-	87.1	34.2	14.1	37.91	100	307	A	V
													V	
													V	
<b>Remark</b>	1. No other spurious found. 2. All results are PASS against Peak and Average limit line.													



**Band 7 - 6525~6875MHz**

**WIFI 802.11a (Harmonic @ 3m)**

WIFI	Note	Frequency	Level	Margin	Limit	Read	Antenna	Path	Preamp	Ant	Table	Peak	Pol.
Ant.					Line	Level	Factor	Loss	Factor	Pos	Pos	Avg.	
6+7		( MHz )	( dBµV/m )	( dB )	( dBµV/m )	(dBµV)	( dB/m )	( dB )	( dB )	( cm )	( deg )	(P/A)	(H/V)
802.11a CH 117 6535MHz		13070	51.57	-36.63	88.2	33.85	39.73	20.96	42.97	-	-	P	H
		19605	36.87	-37.13	74	37.89	38	16.14	55.16	-	-	P	H
													H
													H
													H
													H
													H
													H
													H
													H
													H
													H
													H
													H
													H
													H
													H
													H
													H
													H
		13070	51.65	-36.55	88.2	33.93	39.73	20.96	42.97	-	-	P	V
		19605	36.48	-37.52	74	37.5	38	16.14	55.16	-	-	P	V
													V
													V
													V
													V
													V
													V
													V
													V
													V
													V
													V
													V
													V
													V
													V
													V



WIFI Ant. 6+7	Note	Frequency ( MHz )	Level ( dBµV/m )	Margin ( dB )	Limit Line ( dBµV/m )	Read Level (dBµV)	Antenna Factor ( dB/m )	Path Loss ( dB )	Preamp Factor ( dB )	Ant Pos ( cm )	Table Pos ( deg )	Peak Avg. (P/A)	Pol. (H/V)	
802.11a CH 149 6695MHz		13390	52.39	-21.61	74	34.13	40.16	21.23	43.13	300	129	P	H	
		13390	42.54	-11.46	54	24.28	40.16	21.23	43.13	300	129	A	H	
		20085	42.32	-31.68	74	42.75	38.1	16.47	55	150	317	P	H	
		20085	32.42	-21.58	54	32.85	38.1	16.47	55	150	317	A	H	
		26780	49.89	-38.31	88.2	42.03	40.54	20.83	53.51	150	276	P	H	
		26780	43.19	-25.01	68.2	35.33	40.54	20.83	53.51	150	276	A	H	
														H
														H
														H
														H
														H
														H
			13390	53.69	-20.31	74	35.43	40.16	21.23	43.13	400	183	P	V
			13390	42.6	-11.4	54	24.34	40.16	21.23	43.13	400	183	A	V
			20085	42.62	-31.38	74	43.05	38.1	16.47	55	150	355	P	V
			20085	33.07	-20.93	54	33.5	38.1	16.47	55	150	355	A	V
			26780	47.76	-40.44	88.2	39.9	40.54	20.83	53.51	150	7	P	V
			26780	42.11	-26.09	68.2	34.25	40.54	20.83	53.51	150	7	A	V
														V
														V
													V	
													V	
													V	
													V	



WiFi Ant. 6+7	Note	Frequency ( MHz )	Level ( dBµV/m )	Margin ( dB )	Limit Line ( dBµV/m )	Read Level ( dBµV )	Antenna Factor ( dB/m )	Path Loss ( dB )	Preamp Factor ( dB )	Ant Pos ( cm )	Table Pos ( deg )	Peak Avg. ( P/A )	Pol. ( H/V )	
802.11a CH 185 6875MHz		13750	53.15	-35.05	88.2	35.41	39.75	21.53	43.54	-	-	P	H	
		20625	46.19	-27.81	74	46.29	38	16.87	54.97	150	293	P	H	
		20625	35.93	-18.07	54	36.03	38	16.87	54.97	150	293	A	H	
		27500	47.88	-40.32	88.2	40.77	39.6	21.31	53.8	150	274	P	H	
		27500	42.31	-25.89	68.2	35.2	39.6	21.31	53.8	150	274	A	H	
														H
														H
														H
														H
														H
														H
														H
			13750	51.71	-36.49	88.2	33.97	39.75	21.53	43.54	-	-	P	V
			20625	46.86	-27.14	74	46.96	38	16.87	54.97	150	357	P	V
			20625	36.65	-17.35	54	36.75	38	16.87	54.97	150	357	A	V
			27500	47.56	-40.64	88.2	40.45	39.6	21.31	53.8	150	5	P	V
			27500	42.42	-25.78	68.2	35.31	39.6	21.31	53.8	150	5	A	V
														V
													V	
													V	
													V	
													V	
													V	
													V	
<b>Remark</b>	<ol style="list-style-type: none"> <li>No other spurious found.</li> <li>All results are PASS against Peak and Average limit line.</li> <li>The emission position marked as "-" means no suspected emission found with sufficient margin against limit line or noise floor only.</li> </ol>													



**Band 7 - 6525~6875MHz**  
**WIFI 802.11ax HE20 Full (Harmonic @ 3m)**

WIFI Ant. 6+7	Note	Frequency ( MHz )	Level ( dBμV/m )	Margin ( dB )	Limit Line ( dBμV/m )	Read Level (dBμV)	Antenna Factor ( dB/m )	Path Loss ( dB )	Preamp Factor ( dB )	Ant Pos ( cm )	Table Pos ( deg )	Peak Avg. (P/A)	Pol. (H/V)	
802.11ax HE20 Full CH 117 6535MHz		13070	51.79	-36.41	88.2	34.07	39.73	20.96	42.97	-	-	P	H	
		19605	36.84	-37.16	74	37.86	38	16.14	55.16	-	-	P	H	
													H	
													H	
													H	
													H	
													H	
													H	
													H	
													H	
													H	
													H	
													H	
													H	
													H	
													H	
													H	
			13070	51.87	-36.33	88.2	34.15	39.73	20.96	42.97	-	-	P	V
			19605	36.33	-37.67	74	37.35	38	16.14	55.16	-	-	P	V
													V	
													V	
													V	
													V	
													V	
													V	
													V	
													V	
													V	
													V	
													V	
													V	
													V	





WIFI Ant. 6+7	Note	Frequency ( MHz )	Level ( dBµV/m )	Margin ( dB )	Limit Line ( dBµV/m )	Read Level (dBµV)	Antenna Factor ( dB/m )	Path Loss ( dB )	Preamp Factor ( dB )	Ant Pos ( cm )	Table Pos ( deg )	Peak Avg. (P/A)	Pol. (H/V)
i802.11ax HE20 Full CH 185 6875MHz		13750	52.07	-36.13	88.2	34.33	39.75	21.53	43.54	-	-	P	H
		20625	38.12	-35.88	74	38.22	38	16.87	54.97	-	-	P	H
													H
													H
													H
													H
													H
													H
													H
													H
													H
													H
													H
													H
													H
													H
													H
													H
													H
			13750	51.52	-36.68	88.2	33.78	39.75	21.53	43.54	-	-	P
		20625	37.28	-36.72	74	37.38	38	16.87	54.97	-	-	P	V
													V
													V
													V
													V
													V
													V
													V
													V
													V
													V
													V
													V
													V
<b>Remark</b>	<ol style="list-style-type: none"> <li>No other spurious found.</li> <li>All results are PASS against Peak and Average limit line.</li> <li>The emission position marked as "-" means no suspected emission found with sufficient margin against limit line or noise floor only.</li> </ol>												





**Band 7 - 6525~6875MHz**  
**WIFI 802.11ax HE40 Full (Harmonic @ 3m)**

WIFI Ant. 6+7	Note	Frequency ( MHz )	Level ( dBμV/m )	Margin ( dB )	Limit Line ( dBμV/m )	Read Level (dBμV)	Antenna Factor ( dB/m )	Path Loss ( dB )	Preamp Factor ( dB )	Ant Pos ( cm )	Table Pos ( deg )	Peak Avg. (P/A)	Pol. (H/V)	
802.11ax HE40 Full CH 123 6565MHz		13130	51.27	-36.93	88.2	33.5	39.76	21.01	43	-	-	P	H	
		19695	36.65	-37.35	74	37.39	38.18	16.2	55.12	-	-	P	H	
													H	
													H	
													H	
													H	
													H	
													H	
													H	
													H	
													H	
													H	
													H	
													H	
													H	
													H	
			13130	51.78	-36.42	88.2	34.01	39.76	21.01	43	-	-	P	V
			19695	36.43	-37.57	74	37.17	38.18	16.2	55.12	-	-	P	V
													V	
													V	
													V	
													V	
													V	
													V	
													V	
													V	
													V	
													V	
													V	
													V	





WIFI Ant. 6+7	Note	Frequency ( MHz )	Level ( dBμV/m )	Margin ( dB )	Limit Line ( dBμV/m )	Read Level (dBμV)	Antenna Factor ( dB/m )	Path Loss ( dB )	Preamp Factor ( dB )	Ant Pos ( cm )	Table Pos ( deg )	Peak Avg. (P/A)	Pol. (H/V)	
802.11ax HE40 Full CH 187 6885MHz		13770	51.85	-36.35	88.2	34.13	39.73	21.56	43.57	-	-	P	H	
		20655	36.79	-37.21	74	36.86	38.01	16.89	54.97	-	-	P	H	
													H	
													H	
													H	
													H	
													H	
													H	
													H	
													H	
													H	
													H	
													H	
													H	
													H	
													H	
													H	
													H	
	802.11ax HE40 Full CH 187 6885MHz		13770	53.26	-34.94	88.2	35.54	39.73	21.56	43.57	-	-	P	V
			20655	36.59	-37.41	74	36.66	38.01	16.89	54.97	-	-	P	V
													V	
													V	
													V	
													V	
													V	
													V	
													V	
													V	
Remark	<ol style="list-style-type: none"> <li>No other spurious found.</li> <li>All results are PASS against Peak and Average limit line.</li> <li>The emission position marked as "-" means no suspected emission found with sufficient margin against limit line or noise floor only.</li> </ol>													



**Band 7 - 6525~6875MHz**  
**WIFI 802.11ax HE80 Full (Harmonic @ 3m)**

WIFI Ant. 6+7	Note	Frequency ( MHz )	Level ( dBμV/m )	Margin ( dB )	Limit Line ( dBμV/m )	Read Level (dBμV)	Antenna Factor ( dB/m )	Path Loss ( dB )	Preamp Factor ( dB )	Ant Pos ( cm )	Table Pos ( deg )	Peak Avg. (P/A)	Pol. (H/V)	
802.11ax HE80 Full CH 135 6625MHz		13250	53.18	-20.82	74	35.28	39.85	21.11	43.06	300	278	P	H	
		13250	42.53	-11.47	54	24.63	39.85	21.11	43.06	300	278	A	H	
		19875	36.57	-37.43	74	37.34	37.95	16.33	55.05	-	-	P	H	
													H	
													H	
													H	
													H	
													H	
													H	
													H	
													H	
													H	
			13250	52.92	-21.08	74	35.02	39.85	21.11	43.06	300	135	P	V
			13250	42.52	-11.48	54	24.62	39.85	21.11	43.06	300	135	A	V
			19875	35.96	-38.04	74	36.73	37.95	16.33	55.05	-	-	P	V
														V
														V
														V
													V	
													V	
													V	
													V	



WIFI Ant. 6+7	Note	Frequency ( MHz )	Level ( dBµV/m )	Margin ( dB )	Limit Line ( dBµV/m )	Read Level (dBµV)	Antenna Factor ( dB/m )	Path Loss ( dB )	Preamp Factor ( dB )	Ant Pos ( cm )	Table Pos ( deg )	Peak Avg. (P/A)	Pol. (H/V)	
802.11ax HE80 Full CH 151 6705MHz		13410	51.62	-36.58	88.2	33.33	40.19	21.25	43.15	-	-	P	H	
		20115	36.79	-37.21	74	37.26	38.04	16.49	55	-	-	P	H	
													H	
													H	
													H	
													H	
													H	
													H	
													H	
													H	
													H	
			13410	51.89	-36.31	88.2	33.6	40.19	21.25	43.15	-	-	P	V
			20115	37.2	-36.8	74	37.67	38.04	16.49	55	-	-	P	V
														V
														V
														V
														V
														V
														V
													V	



WIFI Ant. 6+7	Note	Frequency ( MHz )	Level ( dBµV/m )	Margin ( dB )	Limit Line ( dBµV/m )	Read Level (dBµV)	Antenna Factor ( dB/m )	Path Loss ( dB )	Preamp Factor ( dB )	Ant Pos ( cm )	Table Pos ( deg )	Peak Avg. (P/A)	Pol. (H/V)	
802.11ax HE80 Full CH 183 6865MHz		13730	51.89	-36.31	88.2	34.11	39.77	21.52	43.51	-	-	P	H	
		20595	38.62	-35.38	74	38.76	38	16.84	54.98	-	-	P	H	
													H	
													H	
													H	
													H	
													H	
													H	
													H	
													H	
													H	
													H	
													H	
													H	
													H	
													H	
													H	
													H	
			13730	52	-36.2	88.2	34.22	39.77	21.52	43.51	-	-	P	V
			20592	37.5	-36.5	74	37.64	38	16.84	54.98	-	-	P	V
													V	
													V	
													V	
													V	
													V	
													V	
													V	
													V	
													V	
													V	
													V	
													V	
<b>Remark</b>	1. No other spurious found. 2. All results are PASS against Peak and Average limit line. 3. The emission position marked as "-" means no suspected emission found with sufficient margin against limit line or noise floor only.													



**Band 7 - 6525~6875MHz**  
**WIFI 802.11ax HE160 Full (Harmonic @ 3m)**

WIFI Ant. 6+7	Note	Frequency ( MHz )	Level ( dBμV/m )	Margin ( dB )	Limit Line ( dBμV/m )	Read Level ( dBμV )	Antenna Factor ( dB/m )	Path Loss ( dB )	Preamp Factor ( dB )	Ant Pos ( cm )	Table Pos ( deg )	Peak Avg. ( P/A )	Pol. ( H/V )
802.11ax HE160 Full		13330	52.78	-21.22	74	34.78	39.92	21.18	43.1	100	322	P	H
		13330	43.19	-10.81	54	25.19	39.92	21.18	43.1	100	322	A	H
		19995	36.39	-37.61	74	37.37	37.61	16.41	55	-	-	P	H
													H
													H
													H
													H
													H
													H
													H
CH 143 6665MHz		13330	52.62	-21.38	74	34.62	39.92	21.18	43.1	200	228	P	V
		13330	43.1	-10.9	54	25.1	39.92	21.18	43.1	200	228	A	V
		19995	36.79	-37.21	74	37.77	37.61	16.41	55	-	-	P	V
													V
													V
													V
													V
													V
													V
													V



WiFi Ant. 6+7	Note	Frequency ( MHz )	Level ( dBµV/m )	Margin ( dB )	Limit Line ( dBµV/m )	Read Level ( dBµV )	Antenna Factor ( dB/m )	Path Loss ( dB )	Preamp Factor ( dB )	Ant Pos ( cm )	Table Pos ( deg )	Peak Avg. ( P/A )	Pol. ( H/V )	
802.11ax HE160 Full CH 175 6825MHz		13650	53.2	-35	88.2	35.19	39.95	21.46	43.4	-	-	P	H	
		20475	37.52	-36.48	74	37.91	37.85	16.76	55	-	-	P	H	
													H	
													H	
													H	
													H	
													H	
													H	
													H	
													H	
													H	
													H	
													H	
													H	
													H	
													H	
													H	
													H	
	Remark	1. No other spurious found.												
		2. All results are PASS against Peak and Average limit line.												
3. The emission position marked as "-" means no suspected emission found with sufficient margin against limit line or noise floor only.														





Emission below 1GHz

WIFI 802.11ax HE80 Full (LF @ 3m)

WIFI	Note	Frequency	Level	Margin	Limit	Read	Antenna	Path	Preamp	Ant	Table	Peak	Pol.	
Ant.					Line	Level	Factor	Loss	Factor	Pos	Pos	Avg.		
6+7		( MHz )	( dBµV/m )	( dB )	( dBµV/m )	( dBµV )	( dB/m )	( dB )	( dB )	( cm )	( deg )	( P/A )	( H/V )	
802.11ax HE80 Full LF		31.53	25.18	-14.82	40	35.22	24.26	1.29	35.59	-	-	P	H	
		75.56	22.64	-17.36	40	43.05	13.41	1.73	35.55	-	-	P	H	
		133.7	29.93	-13.57	43.5	45.29	17.83	2.27	35.46	-	-	P	H	
		272	31.47	-14.53	46	44.54	19	3.11	35.18	-	-	P	H	
		471.2	29.16	-16.84	46	36.39	23.37	4.08	34.68	-	-	P	H	
		952	35.26	-10.74	46	31.6	30.85	5.78	32.97	-	-	P	H	
														H
														H
														H
														H
														H
														H
														H
			52.27	32.91	-7.09	40	53.3	13.72	1.45	35.56	-	-	P	V
			91.03	29.25	-14.25	43.5	48.02	14.89	1.87	35.53	-	-	P	V
			143.56	24.9	-18.6	43.5	40.16	17.83	2.35	35.44	-	-	P	V
			252.8	26.78	-19.22	46	40.11	18.87	3.01	35.21	-	-	P	V
			857.6	34.16	-11.84	46	32.8	29.24	5.49	33.37	-	-	P	V
			957.6	36.65	-9.35	46	32.81	30.99	5.79	32.94	-	-	P	V
														V
													V	
													V	
													V	
													V	
													V	

**Remark**

- No other spurious found.
- All results are PASS against limit line.
- The emission position marked as "-" means no suspected emission found and emission level has at least 6dB margin against limit or emission is noise floor only.



**Note symbol**

*	<b>Fundamental Frequency</b> which can be ignored. However, the level of any unwanted emissions shall not exceed the level of the fundamental frequency.
!	Test result is <b>Margin</b> line.
P/A	<b>Peak</b> or <b>Average</b>
H/V	<b>Horizontal</b> or <b>Vertical</b>



A calculation example for radiated spurious emission is shown as below:

WIFI	Note	Frequency	Level	Margin	Limit	Read	Antenna	Path	Preamp	Ant	Table	Peak	Pol.
Ant.					Line	Level	Factor	Loss	Factor	Pos	Pos	Avg.	
6+7		( MHz )	( dBμV/m )	( dB )	( dBμV/m )	( dBμV )	( dB/m )	( dB )	( dB )	( cm )	( deg )	( P/A )	( H/V )
802.11a		5925	55.45	-32.75	88.2	54.51	32.22	4.58	35.86	103	308	P	H
CH 01		5925	43.54	-24.66	68.2	42.6	32.22	4.58	35.86	103	308	A	H
5955MHz													

1. Path Loss(dB) = Cable loss(dB) + Filter loss(dB) + Attenuator loss(dB)
2. Level(dBμV/m) = Antenna Factor(dB/m) + Path Loss(dB) + Read Level(dBμV) - Preamp Factor(dB)
3. Margin (dB) = Level(dBμV/m) – Limit Line(dBμV/m)
- 4.

**For Peak Limit @ 5925MHz:**

1. Level(dBμV/m)  
= Antenna Factor(dB/m) + Path Loss(dB) + Read Level(dBμV) - Preamp Factor(dB)  
= 32.22(dB/m) + 4.58(dB) + 54.51(dBμV) – 35.86 (dB)  
= 55.45 (dBμV/m)
2. Margin (dB)  
= Level(dBμV/m) – Limit Line(dBμV/m)  
= 55.45(dBμV/m) – 88.2(dBμV/m)  
= -32.75(dB)

**For Average Limit @ 5925MHz:**

1. Level(dBμV/m)  
= Antenna Factor(dB/m) + Path Loss(dB) + Read Level(dBμV) - Preamp Factor(dB)  
= 32.22(dB/m) + 4.58(dB) + 42.6(dBμV) – 35.86 (dB)  
= 43.54(dBμV/m)
2. Margin (dB) = Level(dBμV/m) – Limit Line(dBμV/m)  
= 43.54 (dBμV/m) – 68.2(dBμV/m)  
= -24.66(dB)

**Both peak and average measured complies with the limit line, so test result is “PASS”.**

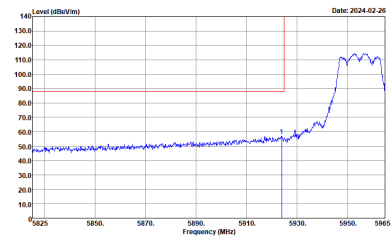
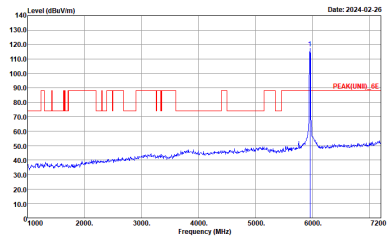
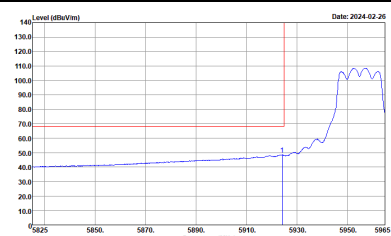
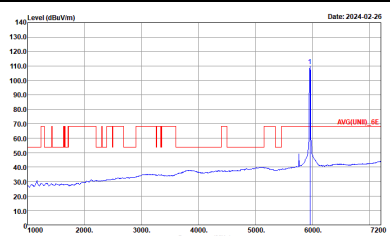


## Appendix D. Radiated Spurious Emission Plots

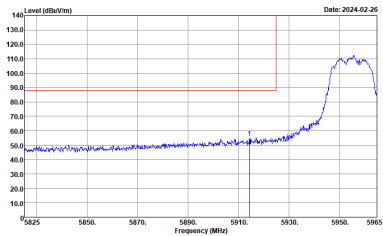
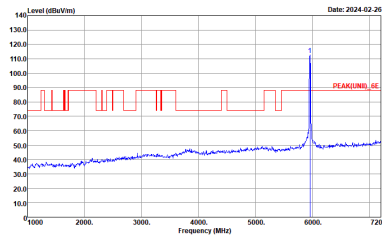
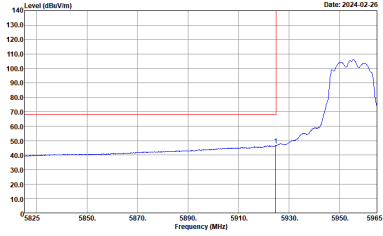
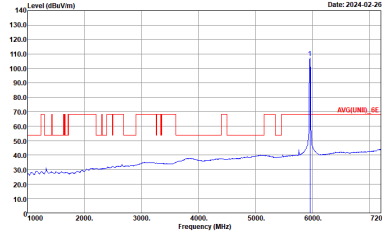
Test Engineer :	John Chuang, David Dai and Howard Huang	Temperature :	19.5~23.5°C
		Relative Humidity :	64.9~70.7%



**Band 5 - 5925~6425MHz**  
**WIFI 802.11a (Band Edge @ 3m)**

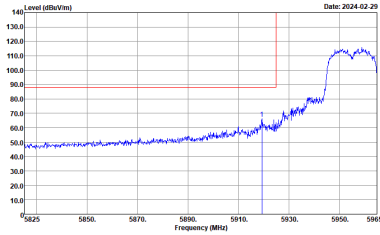
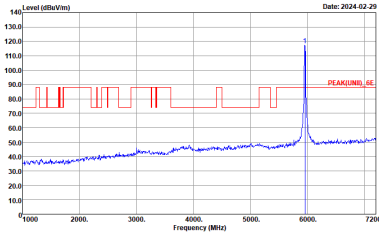
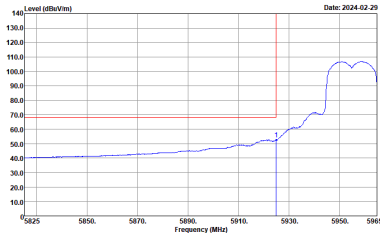
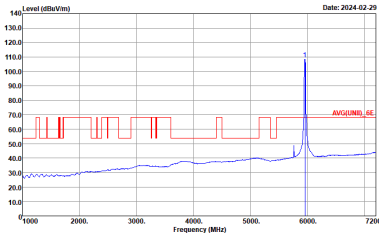
WIFI	Band 5 5925~6425MHz Band Edge @ 3m	
ANT	802.11a CH01 5955MHz	
6+7	Horizontal	Fundamental
<b>Peak</b>	 <p>Site : 03CH20-HY            Condition : PEAK_BE(UNIT)_6E 3m 91200_02360_231030 HORIZONTAL            : RBW:1000.000KHz VBW:3000.000KHz SWT:Auto</p>	 <p>Site : 03CH20-HY            Condition : PEAK(UNIT)_JE 3m 91200_02360_231030 HORIZONTAL            : RBW:1000.000KHz VBW:3000.000KHz SWT:Auto</p>
<b>Avg.</b>	 <p>Site : 03CH20-HY            Condition : AVG_BE(UNIT)_6E 3m 91200_02360_231030 HORIZONTAL            : RBW:1000.000KHz VBW:0.620KHz SWT:Auto</p>	 <p>Site : 03CH20-HY            Condition : AVG(UNIT)_JE 3m 91200_02360_231030 HORIZONTAL            : RBW:1000.000KHz VBW:0.620KHz SWT:Auto</p>



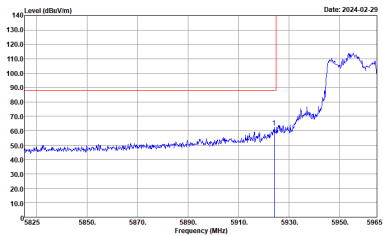
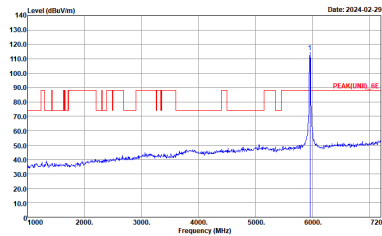
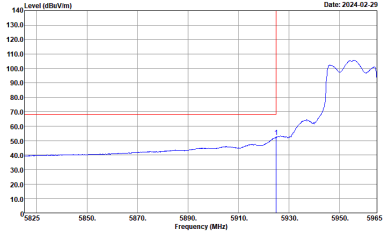
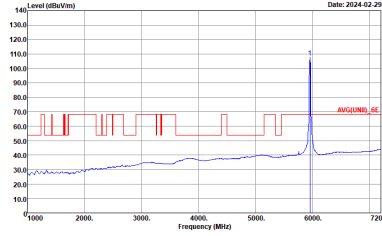
WIFI	Band 5 5925~6425MHz Band Edge @ 3m	
ANT	802.11a CH01 5955MHz	
6+7	Vertical	Fundamental
Peak	 <p>Site : 03CH20-HY Condition : PEAK_BE(UNIT)_6E 3m 91200_02360_231030 VERTICAL : RBW:1000.000KHz VBW:3000.000KHz SWT:Auto</p>	 <p>Site : 03CH20-HY Condition : PEAK(UNIT)_6E 3m 91200_02360_231030 VERTICAL : RBW:1000.000KHz VBW:3000.000KHz SWT:Auto</p>
Avg.	 <p>Site : 03CH20-HY Condition : AV6_BE(UNIT)_6E 3m 91200_02360_231030 VERTICAL : RBW:1000.000KHz VBW:0.620KHz SWT:Auto</p>	 <p>Site : 03CH20-HY Condition : AV6(UNIT)_6E 3m 91200_02360_231030 VERTICAL : RBW:1000.000KHz VBW:0.620KHz SWT:Auto</p>



**Band 5 5925~6425MHz**  
**WIFI 802.11ax HE20 Full (Band Edge @ 3m)**

WIFI	Band 5 5925~6425MHz Band Edge @ 3m	
ANT	802.11ax HE20 Full CH01 5955MHz	
6+7	Horizontal	Fundamental
<p align="center"><b>Peak</b></p>	 <p>Date: 2024-02-29</p> <p>Site : 03CH20-HY            Condition : PEAK_BE(UNIT)_AE 3m 91200_02360_231030 HORIZONTAL            : RBW:1000.000KHz VBW:3000.000KHz SWT:Auto</p>	 <p>Date: 2024-02-29</p> <p>Site : 03CH20-HY            Condition : PEAK(UNIT)_AE 3m 91200_02360_231030 HORIZONTAL            : RBW:1000.000KHz VBW:3000.000KHz SWT:Auto</p>
<p align="center"><b>Avg.</b></p>	 <p>Date: 2024-02-29</p> <p>Site : 03CH20-HY            Condition : AVG_BE(UNIT)_AE 3m 91200_02360_231030 HORIZONTAL            : RBW:1000.000KHz VBW:0.270KHz SWT:Auto</p>	 <p>Date: 2024-02-29</p> <p>Site : 03CH20-HY            Condition : AVG(UNIT)_AE 3m 91200_02360_231030 HORIZONTAL            : RBW:1000.000KHz VBW:0.270KHz SWT:Auto</p>

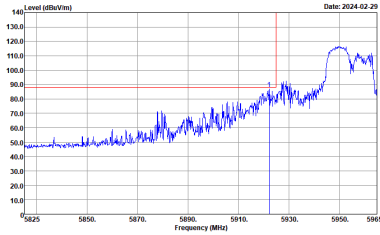
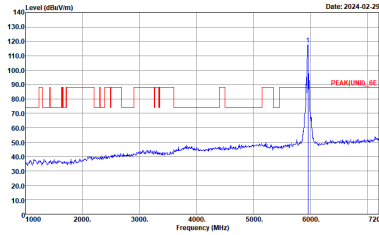
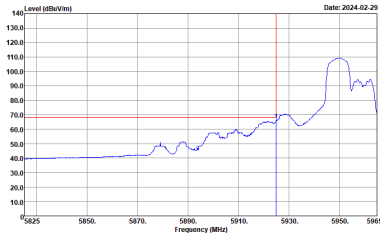
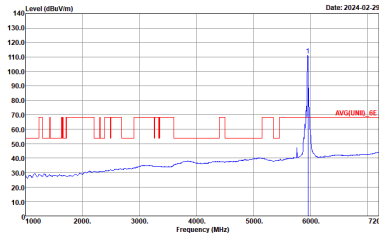


WIFI	Band 5 5925~6425MHz Band Edge @ 3m	
ANT	802.11ax HE20 Full CH01 5955MHz	
6+7	Vertical	Fundamental
Peak	 <p>Site : 03CH20-HY Condition : PEAK_BE(UNIT)_6E 3m 91200_02360_231030 VERTICAL : RBW:1000.000KHz VBW:3000.000KHz SWT:Auto</p>	 <p>Site : 03CH20-HY Condition : PEAK(UNIT)_6E 3m 91200_02360_231030 VERTICAL : RBW:1000.000KHz VBW:3000.000KHz SWT:Auto</p>
Avg.	 <p>Site : 03CH20-HY Condition : AV6_BE(UNIT)_6E 3m 91200_02360_231030 VERTICAL : RBW:1000.000KHz VBW:0.270KHz SWT:Auto</p>	 <p>Site : 03CH20-HY Condition : AV6(UNIT)_6E 3m 91200_02360_231030 VERTICAL : RBW:1000.000KHz VBW:0.270KHz SWT:Auto</p>

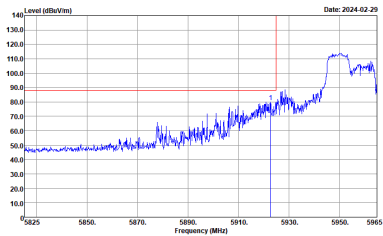
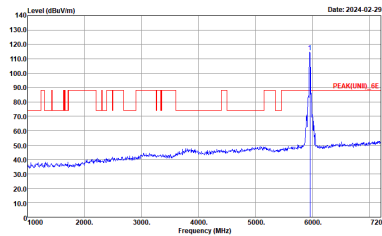
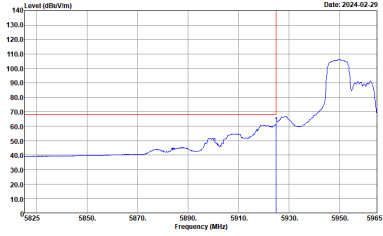
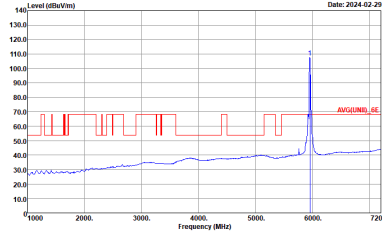




**Band 5 5925~6425MHz**  
**WIFI 802.11ax HE20 Partial 106 (Band Edge @ 3m)**

WIFI	Band 5 5925~6425MHz Band Edge @ 3m	
ANT	802.11ax HE20 Partial 106/53 CH01 5955MHz	
6+7	Horizontal	Fundamental
<b>Peak</b>	 <p>Site : 03CH20-HY            Condition : PEAK_BE(UNIT)_AE 3m 91200_02360_231030 HORIZONTAL            : RBW:1000.000KHz VBW:3000.000KHz SWT:Auto</p>	 <p>Site : 03CH20-HY            Condition : PEAK(UNIT)_AE 3m 91200_02360_231030 HORIZONTAL            : RBW:1000.000KHz VBW:3000.000KHz SWT:Auto</p>
<b>Avg.</b>	 <p>Site : 03CH20-HY            Condition : AVG_BE(UNIT)_AE 3m 91200_02360_231030 HORIZONTAL            : RBW:1000.000KHz VBW:0.270KHz SWT:Auto</p>	 <p>Site : 03CH20-HY            Condition : AVG(UNIT)_AE 3m 91200_02360_231030 HORIZONTAL            : RBW:1000.000KHz VBW:0.270KHz SWT:Auto</p>



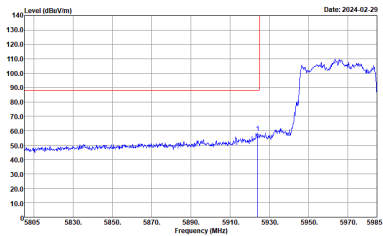
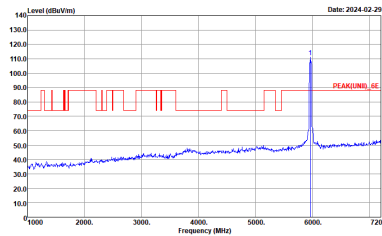
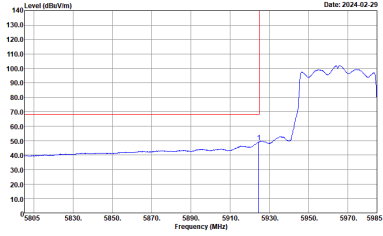
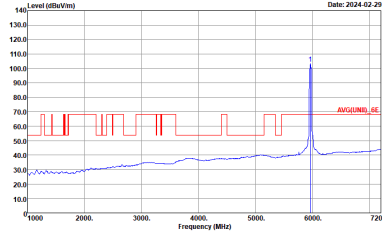
WIFI	Band 5 5925~6425MHz Band Edge @ 3m	
ANT	802.11ax HE20 Partial 106/53 CH01 5955MHz	
6+7	Vertical	Fundamental
Peak	 <p>Level (dBm/100MHz) vs Frequency (MHz) plot for Peak Vertical. The plot shows a signal level rising from approximately 40 dBm/100MHz at 5825 MHz to about 110 dBm/100MHz at 5955 MHz. A red vertical line is positioned at 5930 MHz. The date is 2024-02-29.</p> <p>Site : 03CH20-HY            Condition : PEAK_BE(UNIT)_6E 3m 91200_02360_231030 VERTICAL            : RBW:1000.000KHz VBW:3000.000KHz SWT:Auto</p>	 <p>Level (dBm/100MHz) vs Frequency (MHz) plot for Peak Fundamental. The plot shows a signal level rising from approximately 40 dBm/100MHz at 5825 MHz to about 110 dBm/100MHz at 5955 MHz. A red vertical line is positioned at 5930 MHz. The date is 2024-02-29.</p> <p>Site : 03CH20-HY            Condition : PEAK(UNIT)_6E 3m 91200_02360_231030 VERTICAL            : RBW:1000.000KHz VBW:3000.000KHz SWT:Auto</p>
Avg.	 <p>Level (dBm/100MHz) vs Frequency (MHz) plot for Avg Vertical. The plot shows a signal level rising from approximately 40 dBm/100MHz at 5825 MHz to about 110 dBm/100MHz at 5955 MHz. A red vertical line is positioned at 5930 MHz. The date is 2024-02-29.</p> <p>Site : 03CH20-HY            Condition : AV6_BE(UNIT)_6E 3m 91200_02360_231030 VERTICAL            : RBW:1000.000KHz VBW:0.270KHz SWT:Auto</p>	 <p>Level (dBm/100MHz) vs Frequency (MHz) plot for Avg Fundamental. The plot shows a signal level rising from approximately 40 dBm/100MHz at 5825 MHz to about 110 dBm/100MHz at 5955 MHz. A red vertical line is positioned at 5930 MHz. The date is 2024-02-29.</p> <p>Site : 03CH20-HY            Condition : AV6(UNIT)_6E 3m 91200_02360_231030 VERTICAL            : RBW:1000.000KHz VBW:0.270KHz SWT:Auto</p>



Band 5 5925~6425MHz
WIFI 802.11ax HE40 Full (Band Edge @ 3m)

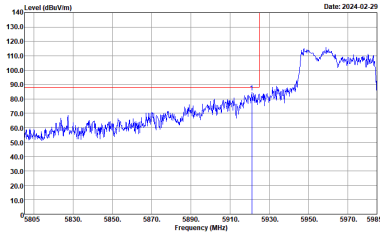
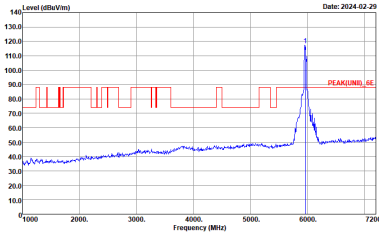
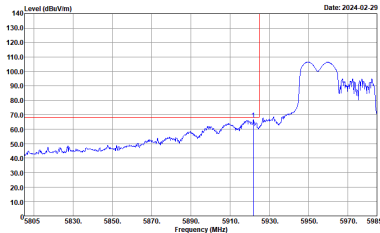
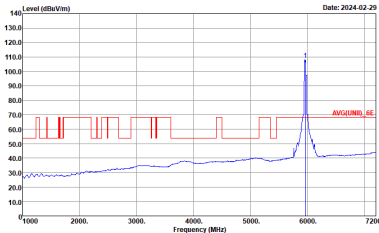
Table with 4 columns: WIFI, ANT, 6+7, and two measurement plots (Horizontal and Fundamental) for Peak and Avg. conditions. Each plot shows Level (dBuV/m) vs Frequency (MHz) with specific test parameters.



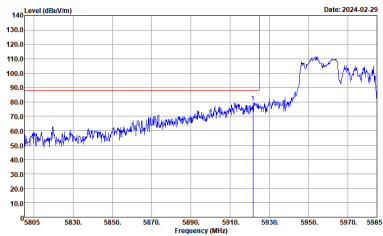
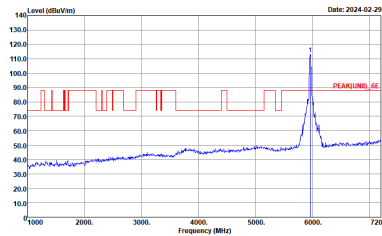
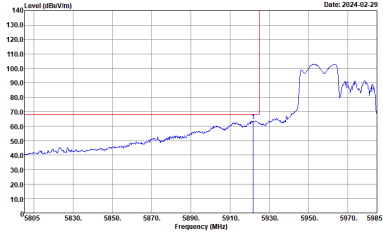
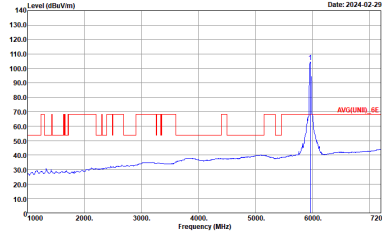
WIFI	Band 5 5925~6425MHz Band Edge @ 3m	
ANT	802.11ax HE40 Full CH03 5965MHz	
6+7	Vertical	Fundamental
Peak	 <p>Site : 03CH20-HY Condition : PEAK_BE(UNIT)_6E 3m 91200_02360_231030 VERTICAL : RBW:1000.000KHz VBW:3000.000KHz SWT:Auto</p>	 <p>Site : 03CH20-HY Condition : PEAK(UNIT)_6E 3m 91200_02360_231030 VERTICAL : RBW:1000.000KHz VBW:3000.000KHz SWT:Auto</p>
Avg.	 <p>Site : 03CH20-HY Condition : AV6_BE(UNIT)_6E 3m 91200_02360_231030 VERTICAL : RBW:1000.000KHz VBW:0.470KHz SWT:Auto</p>	 <p>Site : 03CH20-HY Condition : AV6(UNIT)_6E 3m 91200_02360_231030 VERTICAL : RBW:1000.000KHz VBW:0.470KHz SWT:Auto</p>



**Band 5 5925~6425MHz**  
**WIFI 802.11ax HE40 Partial 242 (Band Edge @ 3m)**

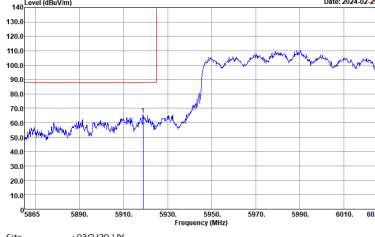
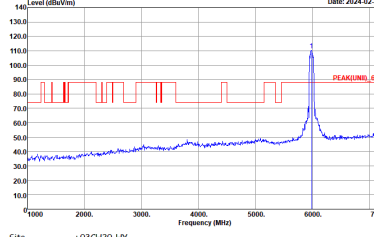
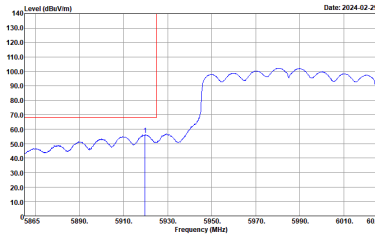
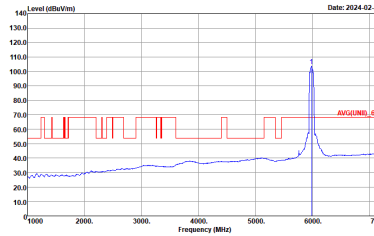
WIFI	Band 5 5925~6425MHz Band Edge @ 3m	
ANT	802.11ax HE40 Partial 242/61 CH03 5965MHz	
6+7	Horizontal	Fundamental
<b>Peak</b>	 <p>Site : 03CH20-HY            Condition : PEAK_BE(UNIT)_6E 3m 91200_02360_231030 HORIZONTAL            : RBW:1000.000KHz VBW:3000.000KHz SWT:Auto</p>	 <p>Site : 03CH20-HY            Condition : PEAK(UNIT)_6E 3m 91200_02360_231030 HORIZONTAL            : RBW:1000.000KHz VBW:3000.000KHz SWT:Auto</p>
<b>Avg.</b>	 <p>Site : 03CH20-HY            Condition : AVG_BE(UNIT)_6E 3m 91200_02360_231030 HORIZONTAL            : RBW:1000.000KHz VBW:0.620KHz SWT:Auto</p>	 <p>Site : 03CH20-HY            Condition : AVG(UNIT)_6E 3m 91200_02360_231030 HORIZONTAL            : RBW:1000.000KHz VBW:0.620KHz SWT:Auto</p>



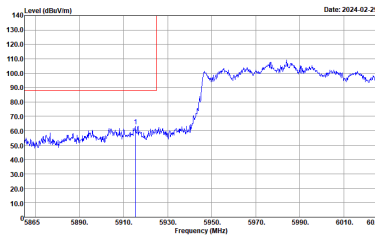
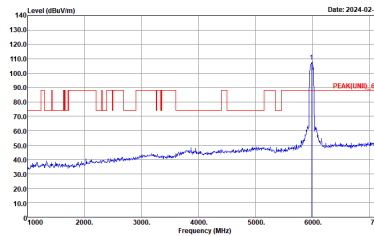
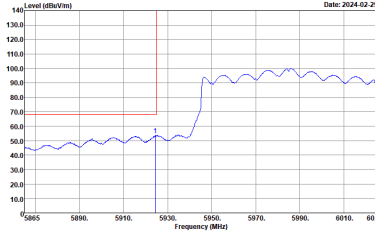
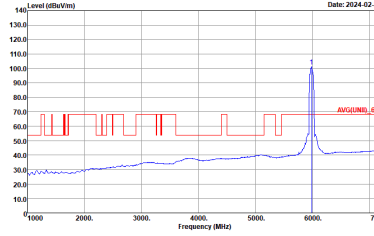
WIFI	Band 5 5925~6425MHz Band Edge @ 3m	
ANT	802.11ax HE40 Partial 242/61 CH03 5965MHz	
6+7	Vertical	Fundamental
Peak	 <p>Site : 03CH20-HY Condition : PEAK_BE(UNIT)_6E 3m 91200_02360_231030 VERTICAL : RBW:1000.000KHz VBW:3000.000KHz SWT:Auto</p>	 <p>Site : 03CH20-HY Condition : PEAK(UNIT)_6E 3m 91200_02360_231030 VERTICAL : RBW:1000.000KHz VBW:3000.000KHz SWT:Auto</p>
Avg.	 <p>Site : 03CH20-HY Condition : AV6_BE(UNIT)_6E 3m 91200_02360_231030 VERTICAL : RBW:1000.000KHz VBW:0.620KHz SWT:Auto</p>	 <p>Site : 03CH20-HY Condition : AV6(UNIT)_6E 3m 91200_02360_231030 VERTICAL : RBW:1000.000KHz VBW:0.620KHz SWT:Auto</p>



**Band 5 5925~6425MHz**  
**WIFI 802.11ax HE80 Full (Band Edge @ 3m)**

WIFI	Band 5 5925~6425MHz Band Edge @ 3m	
ANT	802.11ax HE80 Full CH07 5985MHz	
6+7	Horizontal	Fundamental
<b>Peak</b>	 <p>Site : 03CH20-HY            Condition : PEAK_BE(UNIT)_AE 3m 91200_02360_231030 HORIZONTAL            : RBW:1000.000KHz VBW:3000.000KHz SWT:Auto</p>	 <p>Site : 03CH20-HY            Condition : PEAK(UNIT)_AE 3m 91200_02360_231030 HORIZONTAL            : RBW:1000.000KHz VBW:3000.000KHz SWT:Auto</p>
<b>Avg.</b>	 <p>Site : 03CH20-HY            Condition : AVG_BE(UNIT)_AE 3m 91200_02360_231030 HORIZONTAL            : RBW:1000.000KHz VBW:1.000KHz SWT:Auto</p>	 <p>Site : 03CH20-HY            Condition : AVG(UNIT)_AE 3m 91200_02360_231030 HORIZONTAL            : RBW:1000.000KHz VBW:1.000KHz SWT:Auto</p>

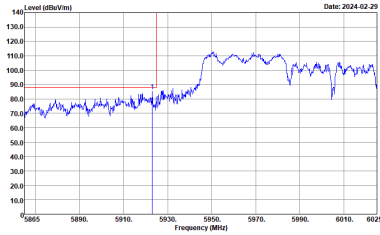
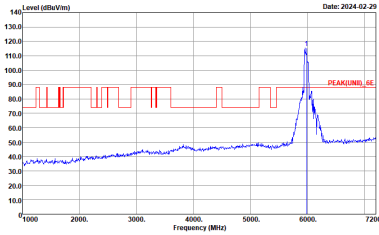
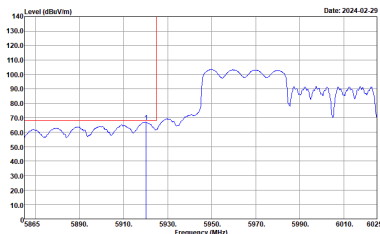
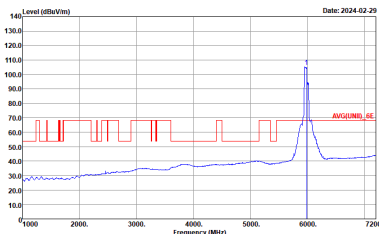


WIFI	Band 5 5925~6425MHz Band Edge @ 3m	
ANT	802.11ax HE80 Full CH07 5985MHz	
6+7	Vertical	Fundamental
Peak	 <p>Site : 03CH20-HY Condition : PEAK_BE(UNIT)_6E 3m 91200_02360_231030 VERTICAL : RBW:1000.000KHz VBW:3000.000KHz SWT:Auto</p>	 <p>Site : 03CH20-HY Condition : PEAK(UNIT)_6E 3m 91200_02360_231030 VERTICAL : RBW:1000.000KHz VBW:3000.000KHz SWT:Auto</p>
Avg.	 <p>Site : 03CH20-HY Condition : AV6_BE(UNIT)_6E 3m 91200_02360_231030 VERTICAL : RBW:1000.000KHz VBW:1000KHz SWT:Auto</p>	 <p>Site : 03CH20-HY Condition : AV6(UNIT)_6E 3m 91200_02360_231030 VERTICAL : RBW:1000.000KHz VBW:1000KHz SWT:Auto</p>

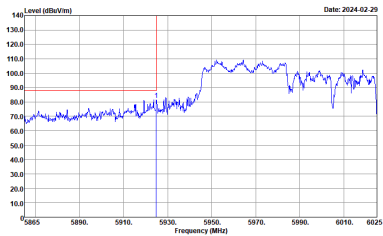
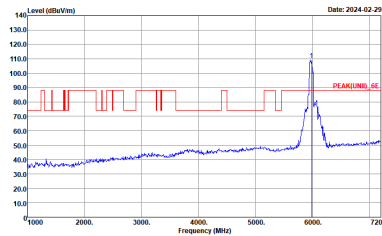
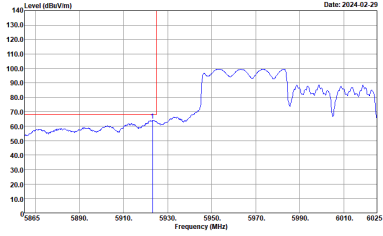
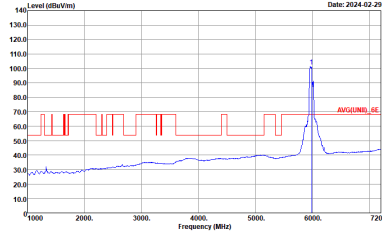




**Band 5 5925~6425MHz**  
**WIFI 802.11ax HE80 Partial 484 (Band Edge @ 3m)**

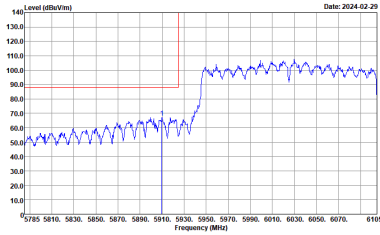
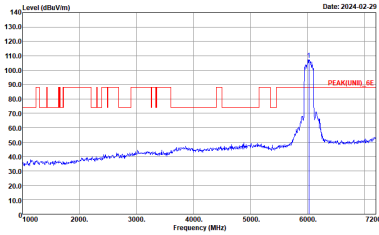
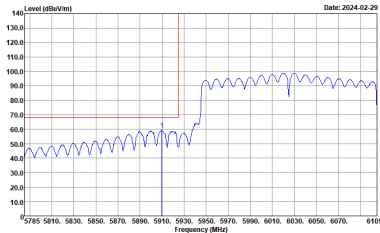
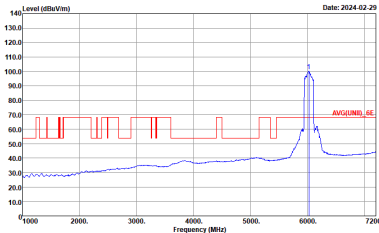
WIFI	Band 5 5925~6425MHz Band Edge @ 3m	
ANT	802.11ax HE80 Partial 484/65 CH07 5985MHz	
6+7	Horizontal	Fundamental
<b>Peak</b>	 <p>Site : 03CH20-HY            Condition : PEAK_BE(UNIT)_AE 3m 91200_02360_231030 HORIZONTAL            : RBW:1000.000KHz VBW:3000.000KHz SWT:Auto</p>	 <p>Site : 03CH20-HY            Condition : PEAK(UNIT)_AE 3m 91200_02360_231030 HORIZONTAL            : RBW:1000.000KHz VBW:3000.000KHz SWT:Auto</p>
<b>Avg.</b>	 <p>Site : 03CH20-HY            Condition : AVG_BE(UNIT)_AE 3m 91200_02360_231030 HORIZONTAL            : RBW:1000.000KHz VBW:0.620KHz SWT:Auto</p>	 <p>Site : 03CH20-HY            Condition : AVG(UNIT)_AE 3m 91200_02360_231030 HORIZONTAL            : RBW:1000.000KHz VBW:0.620KHz SWT:Auto</p>



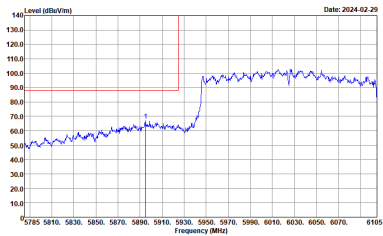
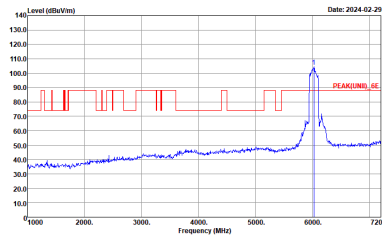
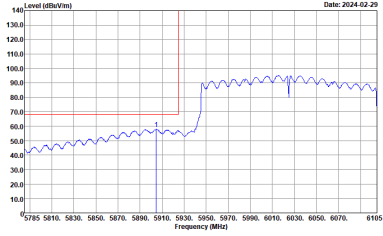
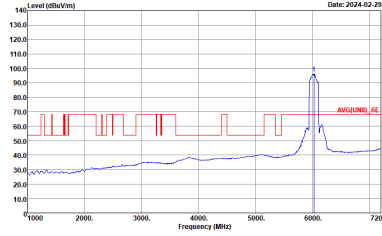
WIFI	Band 5 5925~6425MHz Band Edge @ 3m	
ANT	802.11ax HE80 Partial 484/65 CH07 5985MHz	
6+7	Vertical	Fundamental
Peak	 <p>Site : 03CH20-HY Condition : PEAK_BE(UNIT)_6E 3m 91200_02360_231030 VERTICAL : RBW:1000.000KHz VBW:3000.000KHz SWT:Auto</p>	 <p>Site : 03CH20-HY Condition : PEAK(UNIT)_6E 3m 91200_02360_231030 VERTICAL : RBW:1000.000KHz VBW:3000.000KHz SWT:Auto</p>
Avg.	 <p>Site : 03CH20-HY Condition : AV6_BE(UNIT)_6E 3m 91200_02360_231030 VERTICAL : RBW:1000.000KHz VBW:0.620KHz SWT:Auto</p>	 <p>Site : 03CH20-HY Condition : AV6(UNIT)_6E 3m 91200_02360_231030 VERTICAL : RBW:1000.000KHz VBW:0.620KHz SWT:Auto</p>



**Band 5 5925~6425MHz**  
**WIFI 802.11ax HE160 Full (Band Edge @ 3m)**

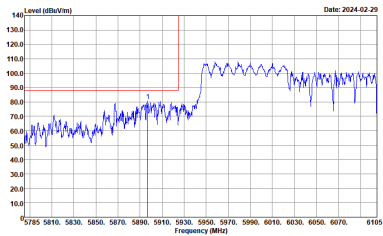
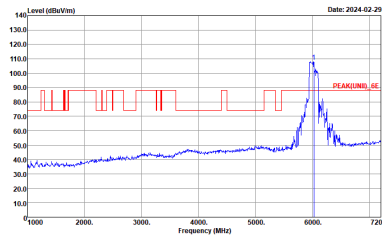
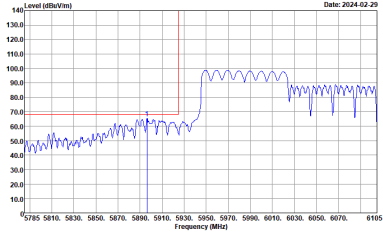
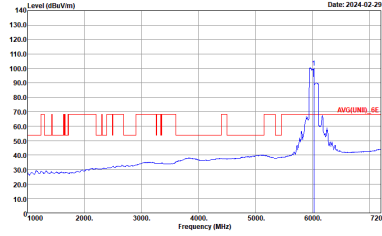
WIFI	Band 5 5925~6425MHz Band Edge @ 3m	
ANT	802.11ax HE160 Full CH15 6025MHz	
6+7	Horizontal	Fundamental
Peak	 <p>Site : 03CH20-HY            Condition : PEAK_BE(UNIT)_AE 3m 91200_02360_231030 HORIZONTAL            : RBW:1000.000KHz VBW:3000.000KHz SWT:Auto</p>	 <p>Site : 03CH20-HY            Condition : PEAK(UNIT)_AE 3m 91200_02360_231030 HORIZONTAL            : RBW:1000.000KHz VBW:3000.000KHz SWT:Auto</p>
Avg.	 <p>Site : 03CH20-HY            Condition : AVG_BE(UNIT)_AE 3m 91200_02360_231030 HORIZONTAL            : RBW:1000.000KHz VBW:1.600KHz SWT:Auto</p>	 <p>Site : 03CH20-HY            Condition : AVG(UNIT)_AE 3m 91200_02360_231030 HORIZONTAL            : RBW:1000.000KHz VBW:1.600KHz SWT:Auto</p>



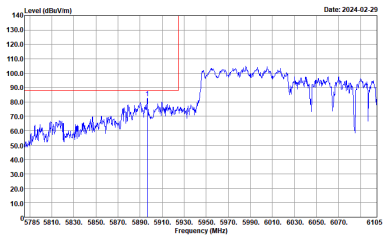
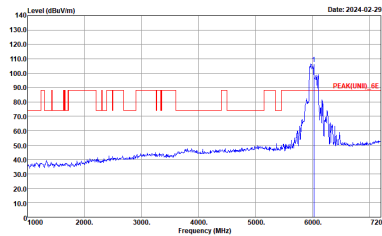
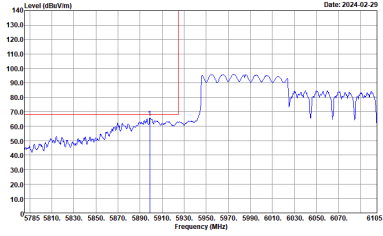
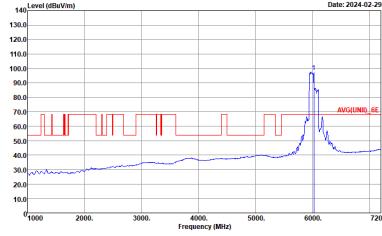
WIFI	Band 5 5925~6425MHz Band Edge @ 3m	
ANT	802.11ax HE160 Full CH15 6025MHz	
6+7	Vertical	Fundamental
Peak	 <p>Site : 03CH20-HY Condition : PEAK_BE(UNIT)_6E 3m 91200_02360_231030 VERTICAL : RBW:1000.000KHz VBW:3000.000KHz SWT:Auto</p>	 <p>Site : 03CH20-HY Condition : PEAK(UNIT)_6E 3m 91200_02360_231030 VERTICAL : RBW:1000.000KHz VBW:3000.000KHz SWT:Auto</p>
Avg.	 <p>Site : 03CH20-HY Condition : AV6_BE(UNIT)_6E 3m 91200_02360_231030 VERTICAL : RBW:1000.000KHz VBW:1600KHz SWT:Auto</p>	 <p>Site : 03CH20-HY Condition : AV6(UNIT)_6E 3m 91200_02360_231030 VERTICAL : RBW:1000.000KHz VBW:1600KHz SWT:Auto</p>



**Band 5 5925~6425MHz**  
**WIFI 802.11ax HE160 Partial 996 (Band Edge @ 3m)**

WIFI	Band 5 5925~6425MHz Band Edge @ 3m	
ANT	802.11ax HE160 Partial 996/67 CH15 6025MHz	
6+7	Horizontal	Fundamental
<b>Peak</b>	 <p>Level (dBm/100MHz) vs Frequency (MHz) plot for Horizontal. The plot shows a signal level around 80 dBm/100MHz with a peak at approximately 5925 MHz. A red horizontal line indicates the peak level.</p> <p>Site : 03CH20-HY            Condition : PEAK_BE(UNIT)_AE 3m 91200_02360_231030 HORIZONTAL            : RBW:1000.000KHz VBW:3000.000KHz SWT:Auto</p>	 <p>Level (dBm/100MHz) vs Frequency (MHz) plot for Fundamental. The plot shows a signal level around 80 dBm/100MHz with a peak at approximately 6025 MHz. A red horizontal line indicates the peak level.</p> <p>Site : 03CH20-HY            Condition : PEAK(UNIT)_AE 3m 91200_02360_231030 HORIZONTAL            : RBW:1000.000KHz VBW:3000.000KHz SWT:Auto</p>
<b>Avg.</b>	 <p>Level (dBm/100MHz) vs Frequency (MHz) plot for Horizontal. The plot shows an averaged signal level around 80 dBm/100MHz with a peak at approximately 5925 MHz. A red horizontal line indicates the peak level.</p> <p>Site : 03CH20-HY            Condition : AVG_BE(UNIT)_AE 3m 91200_02360_231030 HORIZONTAL            : RBW:1000.000KHz VBW:0.910KHz SWT:Auto</p>	 <p>Level (dBm/100MHz) vs Frequency (MHz) plot for Fundamental. The plot shows an averaged signal level around 80 dBm/100MHz with a peak at approximately 6025 MHz. A red horizontal line indicates the peak level.</p> <p>Site : 03CH20-HY            Condition : AVG(UNIT)_AE 3m 91200_02360_231030 HORIZONTAL            : RBW:1000.000KHz VBW:0.910KHz SWT:Auto</p>



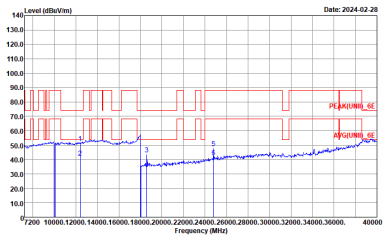
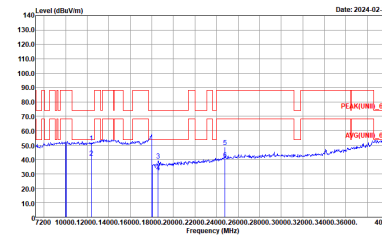
WIFI	<b>Band 5 5925~6425MHz Band Edge @ 3m</b>	
ANT	<b>802.11ax HE160 Partial 996/67 CH15 6025MHz</b>	
6+7	<b>Vertical</b>	<b>Fundamental</b>
<b>Peak</b>	 <p>Site : 03CH20-HY Condition : PEAK_BE(UNIT)_6E 3m 91200_02360_231030 VERTICAL : RBW:1000.000KHz VBW:3000.000KHz SWT:Auto</p>	 <p>Site : 03CH20-HY Condition : PEAK(UNIT)_6E 3m 91200_02360_231030 VERTICAL : RBW:1000.000KHz VBW:3000.000KHz SWT:Auto</p>
<b>Avg.</b>	 <p>Site : 03CH20-HY Condition : AV6_BE(UNIT)_6E 3m 91200_02360_231030 VERTICAL : RBW:1000.000KHz VBW:0.910KHz SWT:Auto</p>	 <p>Site : 03CH20-HY Condition : AV6(UNIT)_6E 3m 91200_02360_231030 VERTICAL : RBW:1000.000KHz VBW:0.910KHz SWT:Auto</p>



**Band 5 - 5925~6425MHz**  
**WIFI 802.11a (Harmonic @ 3m)**

<b>WIFI</b>	<b>Band 5 5925~6425MHz Harmonic @ 3m</b>	
<b>ANT</b>	<b>802.11a CH01 5955MHz</b>	
<b>6+7</b>	<b>Horizontal</b>	<b>Vertical</b>
<b>Peak</b> <b>Avg.</b>	<p>Site : 03CH20-HY Condition : PEAK(UNIT)_6E 1m SHF_1224_230710 HORIZONTAL</p>	<p>Site : 03CH20-HY Condition : PEAK(UNIT)_6E 1m SHF_1224_230710 VERTICAL</p>



WIFI	Band 5 5925~6425MHz Harmonic @ 3m	
ANT	802.11a CH49 6195MHz	
6+7	Horizontal	Vertical
Peak Avg.	<div style="display: flex; justify-content: space-around;"> <div style="width: 45%;">  <p>Site : 03CH20-HY Condition : PEAK(UNIT)_6E 1m SHF_1224_230710 HORIZONTAL</p> </div> <div style="width: 45%;">  <p>Site : 03CH20-HY Condition : PEAK(UNIT)_6E 1m SHF_1224_230710 VERTICAL</p> </div> </div>	





WIFI	Band 5 5925~6425MHz Harmonic @ 3m	
ANT	802.11a CH93 6415MHz	
6+7	Horizontal	Vertical
Peak Avg.	<p>Site : 03CH20-HY Condition : PEAK(UNIT)_6E 1m SHF_1224_230710 HORIZONTAL</p>	<p>Site : 03CH20-HY Condition : PEAK(UNIT)_6E 1m SHF_1224_230710 VERTICAL</p>



**Band 5 5925~6425MHz**  
**WIFI 802.11ax HE20 Full (Harmonic @ 3m)**

<b>WIFI</b>	<b>Band 5 5925~6425MHz Harmonic @ 3m</b>	
<b>ANT</b>	<b>802.11ax HE20 Full CH01 5955MHz</b>	
<b>6+7</b>	<b>Horizontal</b>	<b>Vertical</b>
<b>Peak Avg.</b>	<p>Site : 03CH20-HY          Condition : PEAK(UNIT)_0E 1m SHF_1224_230710 HORIZONTAL</p>	<p>Site : 03CH20-HY          Condition : PEAK(UNIT)_0E 1m SHF_1224_230710 VERTICAL</p>



WIFI	Band 5 5925~6425MHz Harmonic @ 3m	
ANT	802.11ax HE20 Full CH49 6195MHz	
6+7	Horizontal	Vertical
Peak Avg.	<p>Horizontal spectrum plot showing Level (dBuV/m) vs Frequency (MHz). The plot includes a red trace for Peak and a blue trace for Average. The frequency range is from 10000 to 40000 MHz. The level range is from 10.0 to 140.0 dBuV/m. The plot is dated 2024-03-04. The site is 03CH20-HY and the condition is PEAK(UNIT)_6E 1m SHF_1224_230710 HORIZONTAL.</p>	<p>Vertical spectrum plot showing Level (dBuV/m) vs Frequency (MHz). The plot includes a red trace for Peak and a blue trace for Average. The frequency range is from 10000 to 40000 MHz. The level range is from 10.0 to 140.0 dBuV/m. The plot is dated 2024-03-05. The site is 03CH20-HY and the condition is PEAK(UNIT)_6E 1m SHF_1224_230710 VERTICAL.</p>



WIFI	Band 5 5925~6425MHz Harmonic @ 3m	
ANT	802.11ax HE20 Full CH93 6415MHz	
6+7	Horizontal	Vertical
Peak Avg.	<p>Site : 03CH20-HY Condition : PEAK(UNIT)_6E 1m SHF_1224_230710 HORIZONTAL</p>	<p>Site : 03CH20-HY Condition : PEAK(UNIT)_6E 1m SHF_1224_230710 VERTICAL</p>



Band 5 5925~6425MHz
WIFI 802.11ax HE40 Full (Harmonic @ 3m)

Table with 3 columns: WIFI, ANT, 6+7. It contains two spectral plots: Horizontal and Vertical. Each plot shows Level (dBuV/m) vs Frequency (MHz) with Peak and Avg. lines. Includes site and condition details for each plot.



<b>WIFI</b>	<b>Band 5 5925~6425MHz Harmonic @ 3m</b>	
<b>ANT</b>	<b>802.11ax HE40 Full CH51 6205MHz</b>	
<b>6+7</b>	<b>Horizontal</b>	<b>Vertical</b>
<b>Peak Avg.</b>	<p>Site : 03CH20-HY Condition : PEAK(UNIT)_6E 1m SHF_1224_230710 HORIZONTAL</p>	<p>Site : 03CH20-HY Condition : PEAK(UNIT)_6E 1m SHF_1224_230710 VERTICAL</p>



<b>WIFI</b>	<b>Band 5 5925~6425MHz Harmonic @ 3m</b>	
<b>ANT</b>	<b>802.11ax HE40 Full CH91 6405MHz</b>	
<b>6+7</b>	<b>Horizontal</b>	<b>Vertical</b>
<b>Peak Avg.</b>	<p>Site : 03CH20-HY Condition : PEAK(UNIT)_6E 1m SHF_1224_230710 HORIZONTAL</p>	<p>Site : 03CH20-HY Condition : PEAK(UNIT)_6E 1m SHF_1224_230710 VERTICAL</p>

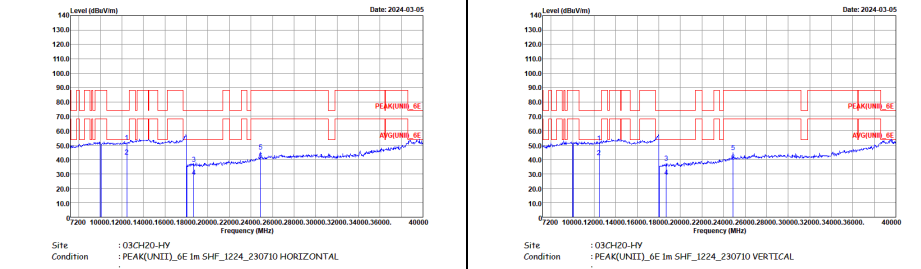


**Band 5 5925~6425MHz**  
**WIFI 802.11ax HE80 Full (Harmonic @ 3m)**

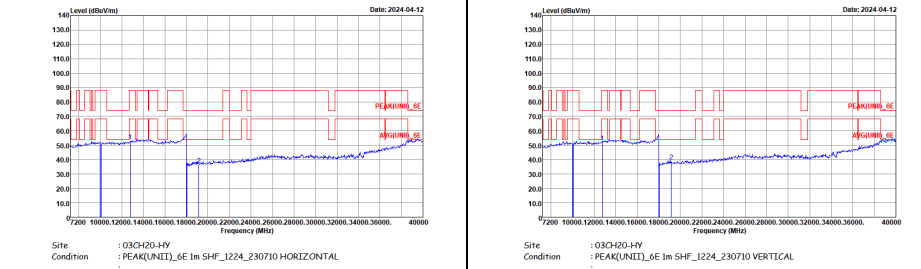
WIFI	Band 5 5925~6425MHz Harmonic @ 3m	
ANT	802.11ax HE80 Full CH07 5985MHz	
6+7	Horizontal	Vertical
Peak Avg.	<p>Site : 03CH20-HY Condition : PEAK(UNIT)_0E 1m SHF_1224_230710 HORIZONTAL</p>	<p>Site : 03CH20-HY Condition : PEAK(UNIT)_0E 1m SHF_1224_230710 VERTICAL</p>





WIFI	Band 5 5925~6425MHz Harmonic @ 3m	
ANT	802.11ax HE80 Full CH55 6225MHz	
6+7	Horizontal	Vertical
Peak Avg.	 <p>Site : 03CH20-HY Condition : PEAK(UNIT)_SE 1m SHF_1224_230710 HORIZONTAL</p> <p>Site : 03CH20-HY Condition : PEAK(UNIT)_SE 1m SHF_1224_230710 VERTICAL</p>	



WIFI	Band 5 5925~6425MHz Harmonic @ 3m	
ANT	802.11ax HE80 Full CH87 6385MHz	
6+7	Horizontal	Vertical
Peak Avg.	 <p>Site : 03CH20-HY Condition : PEAK(UNIT)_SE Im SHF_1224_230710 HORIZONTAL</p> <p>Site : 03CH20-HY Condition : PEAK(UNIT)_SE Im SHF_1224_230710 VERTICAL</p>	



**Band 5 5925~6425MHz**  
**WIFI 802.11ax HE160 Full (Harmonic @ 3m)**

<b>WIFI</b>	<b>Band 5 5925~6425MHz Harmonic @ 3m</b>	
<b>ANT</b>	<b>802.11ax HE160 Full CH15 6025MHz</b>	
<b>6+7</b>	<b>Horizontal</b>	<b>Vertical</b>
<b>Peak Avg.</b>	<p>Site : 03CH20-HY          Condition : PEAK(UNIT)_0E 1m SHF_1224_230710 HORIZONTAL</p>	<p>Site : 03CH20-HY          Condition : PEAK(UNIT)_0E 1m SHF_1224_230710 VERTICAL</p>



<b>WIFI</b>	<b>Band 5 5925~6425MHz Harmonic @ 3m</b>	
<b>ANT</b>	<b>802.11ax HE160 Full CH47 6185MHz</b>	
<b>6+7</b>	<b>Horizontal</b>	<b>Vertical</b>
<b>Peak Avg.</b>	<p>Site : 03CH20-HY Condition : PEAK(UNIT)_6E 1m SHF_1224_230710 HORIZONTAL</p>	<p>Site : 03CH20-HY Condition : PEAK(UNIT)_6E 1m SHF_1224_230710 VERTICAL</p>



WIFI	Band 5 5925~6425MHz Harmonic @ 3m	
ANT	802.11ax HE160 Full CH79 6345MHz	
6+7	Horizontal	Vertical
Peak Avg.	<p>Site : 03CH20-HY Condition : PEAK(UNIT)_6E 1m SHF_1224_230710 HORIZONTAL</p> <p>Site : 03CH20-HY Condition : PEAK(UNIT)_6E 1m SHF_1224_230710 VERTICAL</p>	



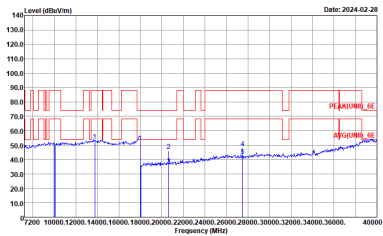
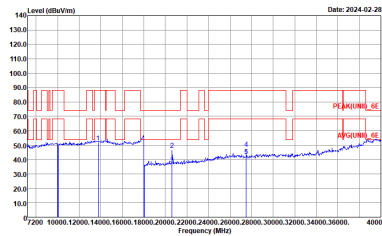
Band 7 - 6525~6875MHz
WIFI 802.11a (Harmonic @ 3m)

Table with 3 columns: WIFI, ANT, and 6+7. The 6+7 column contains two graphs: Horizontal and Vertical. Each graph shows Level (dBuV/m) vs Frequency (MHz) with Peak and Avg. traces. Includes site and condition details for each graph.



<b>WIFI</b>	<b>Band 7 6525~6875MHz Harmonic @ 3m</b>	
<b>ANT</b>	<b>802.11a CH149 6695MHz</b>	
<b>6+7</b>	<b>Horizontal</b>	<b>Vertical</b>
<b>Peak</b> <b>Avg.</b>	<p>Site : 03CH20-HY Condition : PEAK(UNIT)_6E 1m SHF_1224_230710 HORIZONTAL</p>	<p>Site : 03CH20-HY Condition : PEAK(UNIT)_6E 1m SHF_1224_230710 VERTICAL</p>



WIFI	Band 7 6525~6875MHz Harmonic @ 3m	
ANT	802.11a CH185 6875MHz	
6+7	Horizontal	Vertical
<p>Peak Avg.</p>	 <p>Site : 03CH20-HY Condition : PEAK(UNIT)_6E 1m SHF_1224_230710 HORIZONTAL</p>	 <p>Site : 03CH20-HY Condition : PEAK(UNIT)_6E 1m SHF_1224_230710 VERTICAL</p>





**Band 7 6525~6875MHz**  
**WIFI 802.11ax HE20 Full (Harmonic @ 3m)**

<b>WIFI</b>	<b>Band 7 6525~6875MHz Harmonic @ 3m</b>	
<b>ANT</b>	<b>802.11ax HE20 Full CH117 6535MHz</b>	
<b>6+7</b>	<b>Horizontal</b>	<b>Vertical</b>
<b>Peak Avg.</b>	<p>Site : 03CH20-HY          Condition : PEAK(UNIT)_0E 1m SHF_1224_230710 HORIZONTAL</p>	<p>Site : 03CH20-HY          Condition : PEAK(UNIT)_0E 1m SHF_1224_230710 VERTICAL</p>



WIFI	Band 7 6525~6875MHz Harmonic @ 3m	
ANT	802.11ax HE20 Full CH149 6695MHz	
6+7	Horizontal	Vertical
Peak Avg.	<p>Site : 03CH20-HY Condition : PEAK(UNIT)_6E 1m SHF_1224_230710 HORIZONTAL</p>	<p>Site : 03CH20-HY Condition : PEAK(UNIT)_6E 1m SHF_1224_230710 VERTICAL</p>



<b>WIFI</b>	<b>Band 7 6525~6875MHz Harmonic @ 3m</b>	
<b>ANT</b>	<b>802.11ax HE20 Full CH185 6875MHz</b>	
<b>6+7</b>	<b>Horizontal</b>	<b>Vertical</b>
<b>Peak Avg.</b>	<p>Site : 03CH20-HY Condition : PEAK(UNIT)_6E 1m SHF_1224_230710 HORIZONTAL</p>	<p>Site : 03CH20-HY Condition : PEAK(UNIT)_6E 1m SHF_1224_230710 VERTICAL</p>



**Band 7 6525~6875MHz  
WIFI 802.11ax HE40 Full (Harmonic @ 3m)**

<b>WIFI</b>	<b>Band 7 6525~6875MHz Harmonic @ 3m</b>	
<b>ANT</b>	<b>802.11ax HE40 Full CH123 6565MHz</b>	
<b>6+7</b>	<b>Horizontal</b>	<b>Vertical</b>
<b>Peak Avg.</b>	<p>Site : 03CH20-HY Condition : PEAK(UNIT)_0E 1m SHF_1224_230710 HORIZONTAL</p>	<p>Site : 03CH20-HY Condition : PEAK(UNIT)_0E 1m SHF_1224_230710 VERTICAL</p>



WIFI	Band 7 6525~6875MHz Harmonic @ 3m	
ANT	802.11ax HE40 Full CH147 6685MHz	
6+7	Horizontal	Vertical
Peak Avg.	<p>Site : 03CH20-HY Condition : PEAK(UNIT)_6E 1m SHF_1224_230710 HORIZONTAL</p>	<p>Site : 03CH20-HY Condition : PEAK(UNIT)_6E 1m SHF_1224_230710 VERTICAL</p>



WIFI	Band 7 6525~6875MHz Harmonic @ 3m	
ANT	802.11ax HE40 Full CH187 6885MHz	
6+7	Horizontal	Vertical
Peak Avg.	<p>Site : 03CH20-HY Condition : PEAK(UNIT)_6E 1m SHF_1224_230710 HORIZONTAL</p>	<p>Site : 03CH20-HY Condition : PEAK(UNIT)_6E 1m SHF_1224_230710 VERTICAL</p>



Band 7 6525~6875MHz
WIFI 802.11ax HE80 Full (Harmonic @ 3m)

Table with 3 columns: WIFI, ANT, 6+7. It contains two spectral plots: Horizontal and Vertical. Each plot shows Level (dBuV/m) vs Frequency (MHz) with peak and average values indicated. Includes site and condition details for each plot.



<b>WIFI</b>	<b>Band 7 6525~6875MHz Harmonic @ 3m</b>	
<b>ANT</b>	<b>802.11ax HE80 Full CH151 6705MHz</b>	
<b>6+7</b>	<b>Horizontal</b>	<b>Vertical</b>
<b>Peak</b> <b>Avg.</b>	<p>Site : 03CH20-HY Condition : PEAK(UNIT)_6E 1m SHF_1224_230710 HORIZONTAL</p>	<p>Site : 03CH20-HY Condition : PEAK(UNIT)_6E 1m SHF_1224_230710 VERTICAL</p>





WIFI	Band 7 6525~6875MHz Harmonic @ 3m	
ANT	802.11ax HE80 Full CH183 6865MHz	
6+7	Horizontal	Vertical
Peak Avg.	<p>Site : 03CH20-HY Condition : PEAK(UNIT)_6E 1m SHF_1224_230710 HORIZONTAL</p>	<p>Site : 03CH20-HY Condition : PEAK(UNIT)_6E 1m SHF_1224_230710 VERTICAL</p>



Band 7 6525~6875MHz
WIFI 802.11ax HE160 Full (Harmonic @ 3m)

Table with 3 columns: WIFI, ANT, 6+7. It contains two spectral plots: Horizontal and Vertical. Each plot shows Level (dBuV/m) vs Frequency (MHz) with Peak and Avg. traces. Includes site and condition details for each plot.



WIFI	Band 7 6525~6875MHz Harmonic @ 3m	
ANT	802.11ax HE160 Full CH175 6825MHz	
6+7	Horizontal	Vertical
Peak Avg.	<p>Site : 03CH20-HY Condition : PEAK(UNIT)_6E 1m SHF_1224_230710 HORIZONTAL</p>	<p>Site : 03CH20-HY Condition : PEAK(UNIT)_6E 1m SHF_1224_230710 VERTICAL</p>



Emission below 1GHz  
5GHz WIFI 802.11ax HE80 Full (LF)

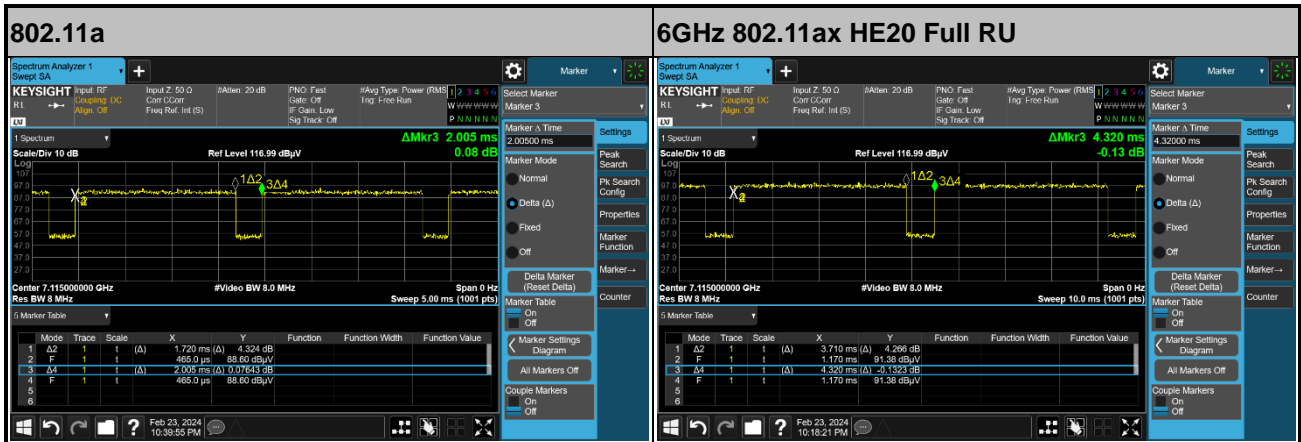
WIFI	5GHz WIFI	
ANT	802.11ax HE80 Full LF	
6+7	Horizontal	Vertical
QP / Peak	<p>Site : 03CH20-HY Condition : QP 3m LF_55606_231020_200 HORIZONTAL</p>	<p>Site : 03CH20-HY Condition : QP 3m LF_55606_231020_200 VERTICAL</p>



## Appendix E. Duty Cycle Plots

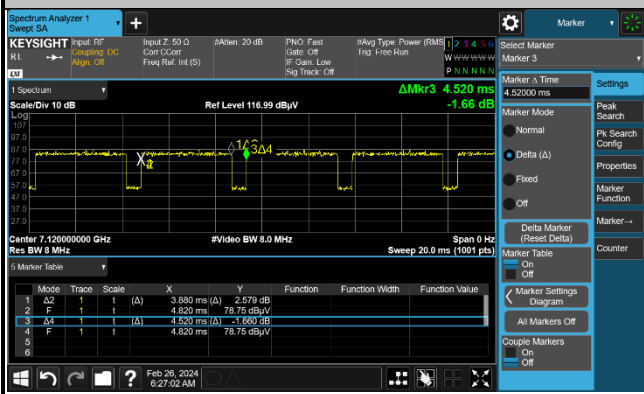
Antenna	Band	Duty Cycle(%)	T(us)	1/T(kHz)	VBW Setting
6+7	802.11a	85.79	1720	0.58	620Hz
6+7	6GHz 802.11ax HE20 Full RU	85.88	3710	0.27	270Hz
6+7	6GHz 802.11ax HE20 106 RU	85.84	3880	0.26	270Hz
6+7	6GHz 802.11ax HE40 Full RU	86.05	2220	0.45	470Hz
6+7	6GHz 802.11ax HE40 242 RU	85.88	1740	0.57	620Hz
6+7	6GHz 802.11ax HE80 Full RU	85.88	1095	0.91	1kHz
6+7	6GHz 802.11ax HE80 484 RU	85.67	1710	0.58	620Hz
6+7	6GHz 802.11ax HE160 Full RU	85.77	651	1.54	1.6kHz
6+7	6GHz 802.11ax HE160 996 RU	86.21	1125	0.89	910Hz

### MIMO <Ant.6+7>

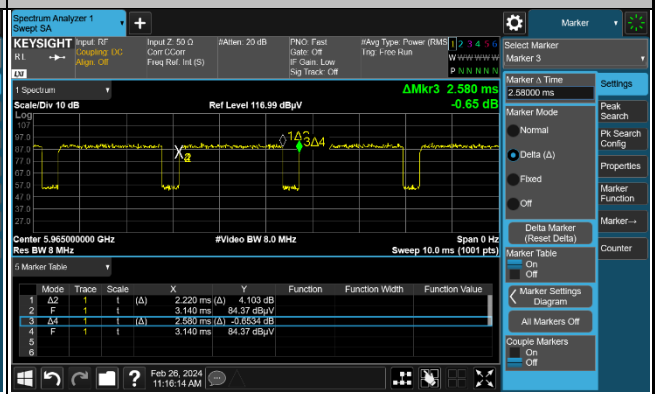




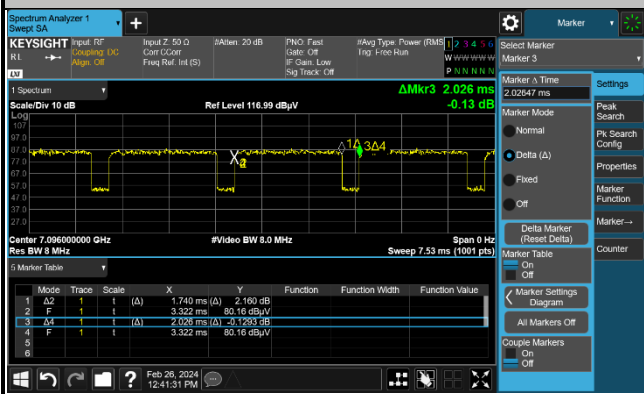
6GHz 802.11ax HE20 106 RU



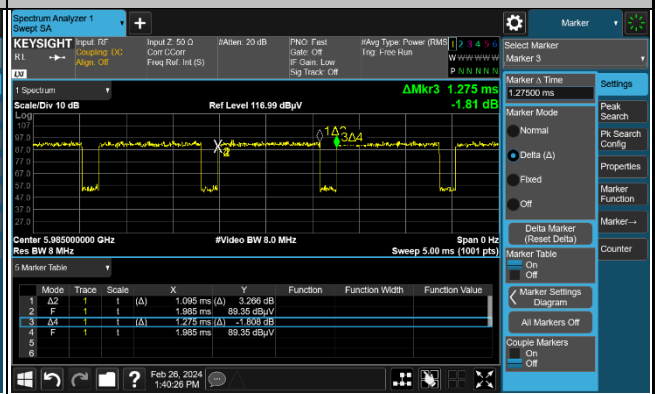
6GHz 802.11ax HE40 Full RU



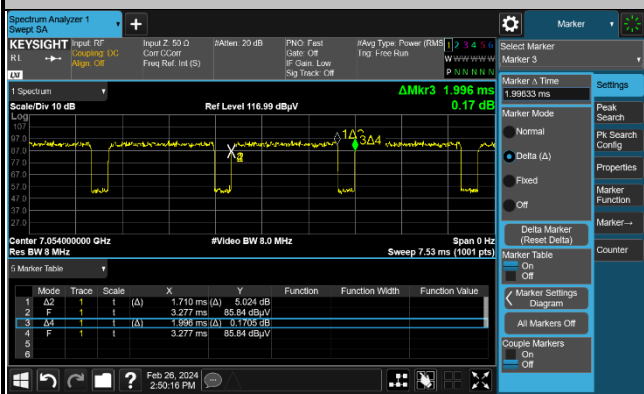
6GHz 802.11ax HE40 242 RU



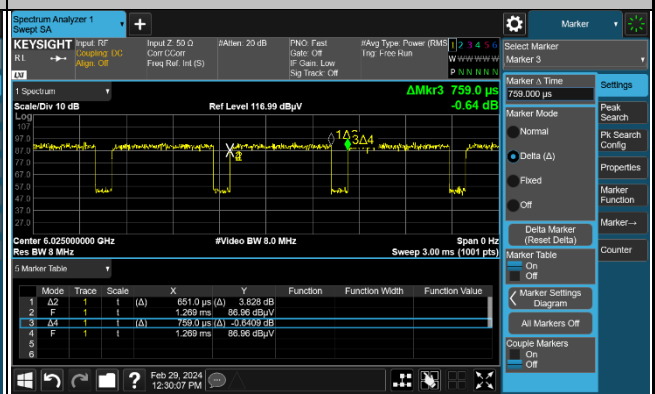
6GHz 802.11ax HE80 Full RU

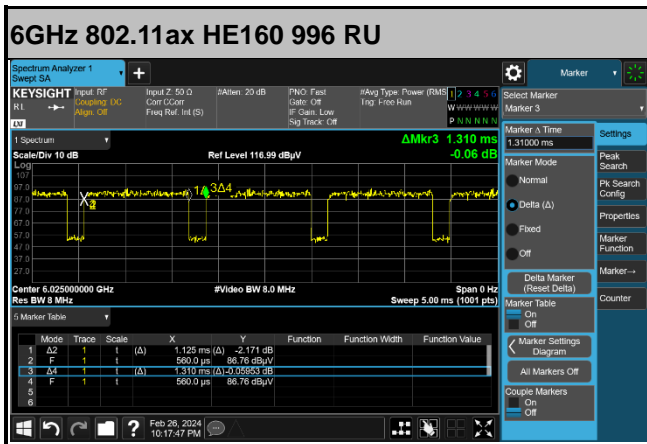


6GHz 802.11ax HE80 484 RU



6GHz 802.11ax HE160 Full RU







## Appendix G. Spot Check Evaluation on TC58BE

Conducted power test and radiated spurious emission test configurations were selected from the worst cases identified in the reference model and tested to demonstrate the test data from reference model remains representative for the variant model.

The deviation between the spot check and the referenced values is within 3dB, therefore data referencing is justified according to the guidance in the ECR inquiry

Mode	Test Item	UZ7TC58AE Reference Worst mode Test Result	UZ7TC58BE Variant Check Test Result	Deviation	Limit (dB)
BT	Number of Channels	79	79	0	Within the authorized block
	Hopping Channel Separation	1.007	1.303	0.296	Within the authorized block
	Dwell Time of Each Channel	0.31	0.31	0	Within the authorized block
	20dB Bandwidth	0.872	0.87	0.002	Within the authorized frequency block
	99% Bandwidth	0.803	0.798	0.005	Within the authorized frequency block
	Conducted Band Edges	-43.53	-45.87	2.34	Deviation (ddB) < 3 dB
	Conducted Spurious Emission	-36.86	-38.91	2.05	Deviation (ddB) < 3 dB
	Peak Output Power	7.18	6.7	0.48	Deviation (ddB) < 3 dB
	Radiated Band Edges and Radiated Spurious Emission	48.41	47.65	0.76	Deviation (ddB) < 3 dB
	AC Conducted Emission	17.48	19.72	2.24	Deviation (ddB) < 3 dB
BLE	6dB Bandwidth	1.142	1.155	0.013	Within the authorized frequency block
	99% Bandwidth	1.998	1.996	0.002	Within the authorized frequency block
	Power Spectral Density	5.44	6.07	0.63	Deviation (ddB) < 3 dB
	Conducted Band Edges	-43.68	-46.24	2.56	Deviation (ddB) < 3 dB
	Conducted Spurious Emission	-41.5	-38.88	2.62	Deviation (ddB) < 3 dB
	Peak Output Power	6.3	5.9	0.4	Deviation (ddB) < 3 dB
	Radiated Band Edges and Spurious Emission	50.56	50.49	0.07	Deviation (ddB) < 3 dB
	AC Conducted Emission	17.48	19.72	2.24	Deviation (ddB) < 3 dB
WIFI 2.4G	6dB Bandwidth	9.03	8.54	0.47	Within the authorized frequency block
	99% Bandwidth	13.59	13.52	0.07	Within the authorized frequency block
	Power Spectral Density	1.78	1.06	0.72	Deviation (ddB) < 3 dB
	Conducted Band Edges	-30.53	-30.89	0.36	Deviation (ddB) < 3 dB
	Conducted Spurious Emission	-46.39	-48.89	2.50	Deviation (ddB) < 3 dB
	Peak Output Power	23.41	23.31	0.1	Deviation (ddB) < 3 dB
	Radiated Band Edges and Spurious Emission	59.99	59.85	0.14	Deviation (ddB) < 3 dB
	AC Conducted Emission	17.48	19.72	2.24	Deviation (ddB) < 3 dB





Mode	Test Item	UZ7TC58AE Reference Worst mode Test Result	UZ7TC58BE Variant Check Test Result	Deviation	Limit (dB)
WIFI 5G	26dB Bandwidth	167.75	165.22	2.53	Within the authorized frequency block
	99% Bandwidth	154.89	155.47	0.58	Within the authorized frequency block
	Power Spectral Density	-2.9	-1.17	1.73	Deviation (ddB) < 3 dB
	Conducted Output Power	17.81	17.71	0.1	Deviation (ddB) < 3 dB
	Unwanted Emissions	63.2	64.81	1.61	Deviation (ddB) < 3 dB
	AC Conducted Emission	18.52	19.96	1.44	Deviation (ddB) < 3 dB
WIFI 6G UNII-8 (802.11ax HE20 CH189 6895MHz)	26dB Emission Bandwidth	20.75	21.14	0.39	Within the authorized frequency block
	99% Occupied Bandwidth	18.88	18.92	0.04	Within the authorized frequency block
	Conducted Output Power	7.66	7.56	0.1	Deviation (ddB) < 3 dB
	Fundamental Maximum EIRP	9.8	9.7	0.1	Deviation (ddB) < 3 dB
	Fundamental Power Spectral Density	-1.04	-1.41	0.37	Deviation (ddB) < 3 dB
	In-Band Emissions	-10.04	-12.35	2.31	Deviation (ddB) < 3 dB
WIFI 6G UNII-8 (802.11ax HE80 CH215 7025MHz)	Unwanted Emissions	72.37	72.28	0.09	Deviation (ddB) < 3 dB
WIFI 6G	AC Conducted Emission	18.52	19.96	1.44	Deviation (ddB) < 3 dB

CBP test results on UZ7TC58BE: presented in FR411108O Page G3 – G23

—————THE END—————