

#01_HAC_E_WLAN2.4GHz_802.11g_6Mbps_Ch1;Ant 1

Communication System: 802.11g ; Frequency: 2412 MHz;Duty Cycle: 1:12.5893

Medium: Air Medium parameters used: $\sigma = 0$ S/m, $\epsilon_r = 1$; $\rho = 0$ kg/m³

Ambient Temperature : 23.4 °C

DASY5 Configuration

- Probe: EF3DV3 - SN4047; ConvF(1, 1, 1); Calibrated: 2018/1/8;
- Sensor-Surface: (Fix Surface)
- Electronics: DAE4 Sn854; Calibrated: 2017/5/2
- Phantom: HAC Test Arch with AMCC; Type: SD HAC P01 BA;
- Measurement SW: DASY52, Version 52.8 (8); SEMCAD X Version 14.6.10 (7373)

E Scan - ER3D: 15 mm from Probe Center to the Device/Hearing Aid Compatibility Test

(101x101x1): Interpolated grid: dx=0.5000 mm, dy=0.5000 mm

Device Reference Point: 0, 0, -6.3 mm

Reference Value = 20.90 V/m; Power Drift = 0.17 dB

Applied MIF = 0.12 dB

RF audio interference level = 29.54 dBV/m

Emission category: M4

MIF scaled E-field

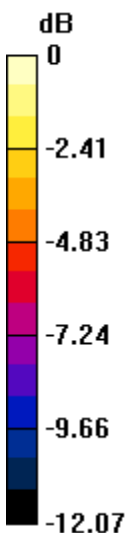
Grid 1 M4 21.08 dBV/m	Grid 2 M4 22.85 dBV/m	Grid 3 M4 22.85 dBV/m
Grid 4 M4 24.52 dBV/m	Grid 5 M4 26.37 dBV/m	Grid 6 M4 26.12 dBV/m
Grid 7 M4 29.54 dBV/m	Grid 8 M4 28.68 dBV/m	Grid 9 M4 27.46 dBV/m

Cursor:

Total = 29.54 dBV/m

E Category: M4

Location: 22, 25, 7.7 mm



0 dB = 30.00 V/m = 29.54 dBV/m

#02_HAC_E_WLAN2.4GHz_802.11g 6Mbps_Ch6;Ant 1

Communication System: 802.11g ; Frequency: 2437 MHz;Duty Cycle: 1:12.5893

Medium: Air Medium parameters used: $\sigma = 0$ S/m, $\epsilon_r = 1$; $\rho = 0$ kg/m³

Ambient Temperature : 23.4 °C

DASY5 Configuration

- Probe: EF3DV3 - SN4047; ConvF(1, 1, 1); Calibrated: 2018/1/8;
- Sensor-Surface: (Fix Surface)
- Electronics: DAE4 Sn854; Calibrated: 2017/5/2
- Phantom: HAC Test Arch with AMCC; Type: SD HAC P01 BA;
- Measurement SW: DASY52, Version 52.8 (8); SEMCAD X Version 14.6.10 (7373)

E Scan - ER3D: 15 mm from Probe Center to the Device/Hearing Aid Compatibility Test

(101x101x1): Interpolated grid: dx=0.5000 mm, dy=0.5000 mm

Device Reference Point: 0, 0, -6.3 mm

Reference Value = 31.09 V/m; Power Drift = -0.05 dB

Applied MIF = 0.12 dB

RF audio interference level = 32.35 dBV/m

Emission category: M3

MIF scaled E-field

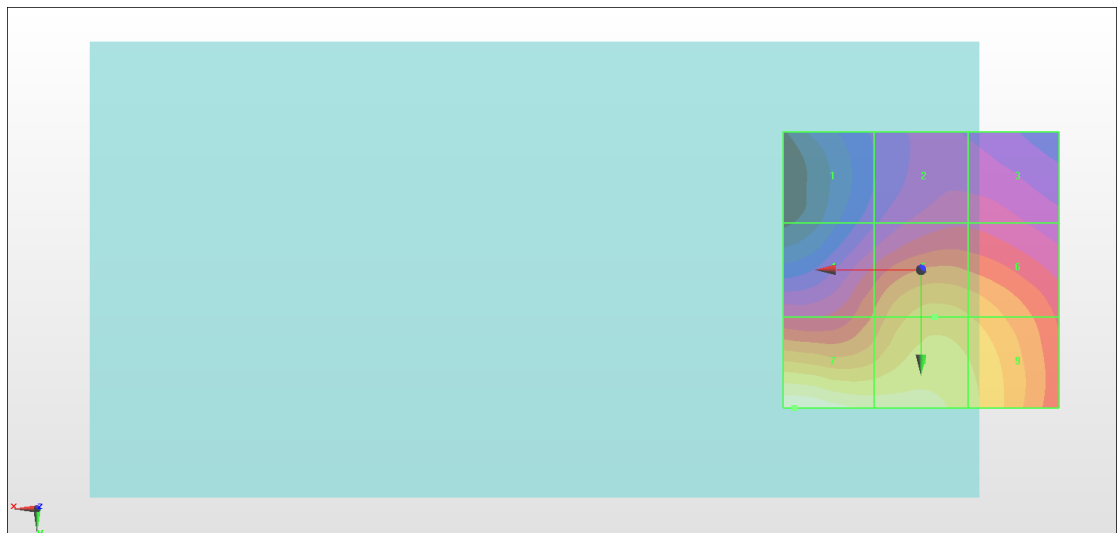
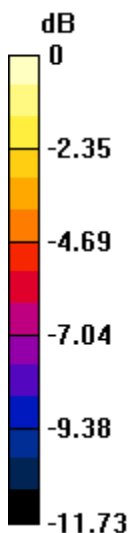
Grid 1 M4 24.41 dBV/m	Grid 2 M4 26 dBV/m	Grid 3 M4 25.99 dBV/m
Grid 4 M4 27.83 dBV/m	Grid 5 M4 29.62 dBV/m	Grid 6 M4 29.3 dBV/m
Grid 7 M3 32.35 dBV/m	Grid 8 M3 31.42 dBV/m	Grid 9 M3 30.34 dBV/m

Cursor:

Total = 32.35 dBV/m

E Category: M3

Location: 23, 25, 7.7 mm



0 dB = 41.47 V/m = 32.35 dBV/m

#03_HAC_E_WLAN2.4GHz_802.11g_6Mbps_Ch11;Ant 1

Communication System: 802.11g ; Frequency: 2462 MHz;Duty Cycle: 1:12.5893

Medium: Air Medium parameters used: $\sigma = 0$ S/m, $\epsilon_r = 1$; $\rho = 0$ kg/m³

Ambient Temperature : 23.4 °C

DASY5 Configuration

- Probe: EF3DV3 - SN4047; ConvF(1, 1, 1); Calibrated: 2018/1/8;
- Sensor-Surface: (Fix Surface)
- Electronics: DAE4 Sn854; Calibrated: 2017/5/2
- Phantom: HAC Test Arch with AMCC; Type: SD HAC P01 BA;
- Measurement SW: DASY52, Version 52.8 (8); SEMCAD X Version 14.6.10 (7373)

E Scan - ER3D: 15 mm from Probe Center to the Device/Hearing Aid Compatibility Test

(101x101x1): Interpolated grid: dx=0.5000 mm, dy=0.5000 mm

Device Reference Point: 0, 0, -6.3 mm

Reference Value = 28.07 V/m; Power Drift = 0.05 dB

Applied MIF = 0.12 dB

RF audio interference level = 31.17 dBV/m

Emission category: M3

MIF scaled E-field


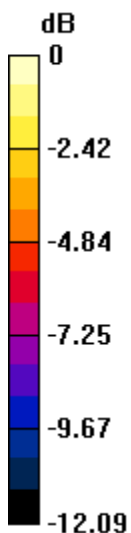
Grid 1 M4 23.28 dBV/m	Grid 2 M4 25.09 dBV/m	Grid 3 M4 25.04 dBV/m
Grid 4 M4 26.8 dBV/m	Grid 5 M4 28.77 dBV/m	Grid 6 M4 28.51 dBV/m
Grid 7 M3 31.17 dBV/m	Grid 8 M3 30.37 dBV/m	Grid 9 M4 29.65 dBV/m

Cursor:

Total = 31.17 dBV/m

E Category: M3

Location: 25, 25, 7.7 mm



0 dB = 36.17 V/m = 31.17 dBV/m