

#25_LTE Band 17_10M_QPSK_1RB_49Offset_Back_1cm_Ch23790;Battery1_With Scanner

DUT: 322304-07

Communication System: LTE; Frequency: 710 MHz; Duty Cycle: 1:1

Medium: MSL_750_130626 Medium parameters used: $f = 710 \text{ MHz}$; $\sigma = 0.943 \text{ S/m}$; $\epsilon_r = 55.554$; $\rho = 1000 \text{ kg/m}^3$

Ambient Temperature : $22.5 \text{ }^\circ\text{C}$; Liquid Temperature : $21.5 \text{ }^\circ\text{C}$

DASY5 Configuration:

- Probe: EX3DV4 - SN3697; ConvF(8.86, 8.86, 8.86); Calibrated: 2012/9/28;
- Sensor-Surface: 2mm (Mechanical Surface Detection)
- Electronics: DAE4 Sn1279; Calibrated: 2013/1/28
- Phantom: SAM LEFT; Type: QD000P40CD; Serial: TP:1718
- Measurement SW: DASY52, Version 52.8 (6); SEMCAD X Version 14.6.9 (7117)

Configuration/Ch23790/Area Scan (61x121x1): Interpolated grid: $dx=1.500 \text{ mm}$, $dy=1.500 \text{ mm}$
 Maximum value of SAR (interpolated) = 0.986 W/kg

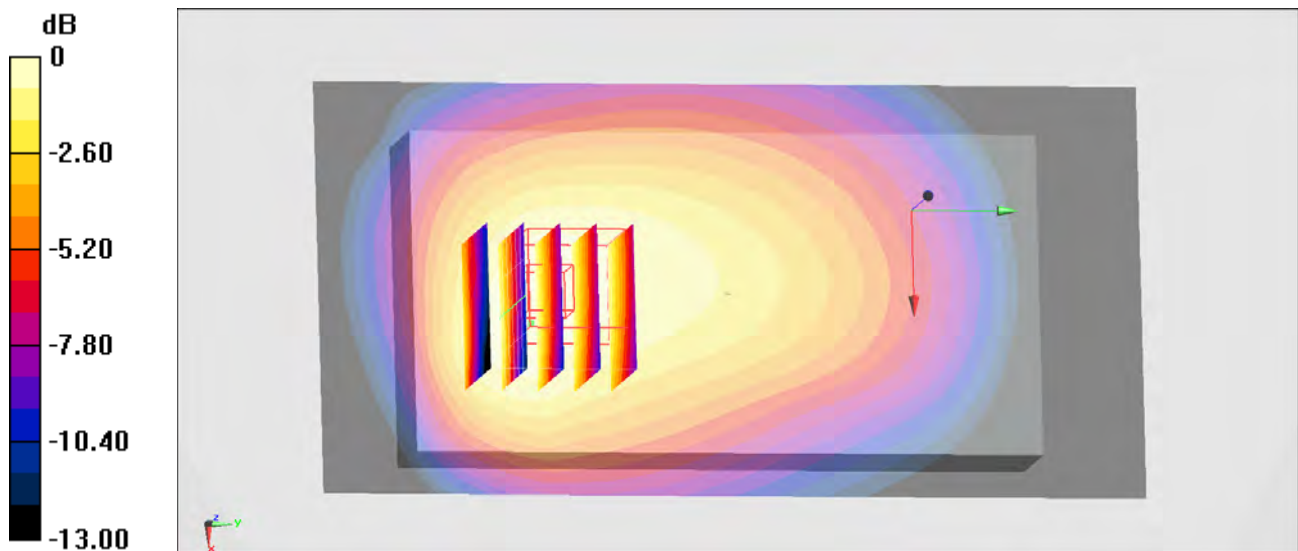
Configuration/Ch23790/Zoom Scan (5x5x7)/Cube 0: Measurement grid: $dx=8\text{mm}$, $dy=8\text{mm}$, $dz=5\text{mm}$

Reference Value = 31.751 V/m ; Power Drift = 0.14 dB

Peak SAR (extrapolated) = 1.20 W/kg

SAR(1 g) = 0.775 W/kg ; SAR(10 g) = 0.553 W/kg

Maximum value of SAR (measured) = 0.954 W/kg



0 dB = $0.954 \text{ W/kg} = -0.20 \text{ dBW/kg}$

#97_LTE Band 17_10M_QPSK_1RB_49Offset_Back_1cm_Ch23780;Battery1_With Scanner

DUT: 322304-07

Communication System: LTE; Frequency: 709 MHz; Duty Cycle: 1:1

Medium: MSL_750_130626 Medium parameters used: $f = 709$ MHz; $\sigma = 0.942$ S/m; $\epsilon_r = 55.563$; $\rho = 1000$ kg/m³

Ambient Temperature : 22.5 °C ; Liquid Temperature : 21.5 °C

DASY5 Configuration:

- Probe: EX3DV4 - SN3697; ConvF(8.86, 8.86, 8.86); Calibrated: 2012/9/28;
- Sensor-Surface: 2mm (Mechanical Surface Detection)
- Electronics: DAE4 Sn1279; Calibrated: 2013/1/28
- Phantom: SAM LEFT; Type: QD000P40CD; Serial: TP:1718
- Measurement SW: DASY52, Version 52.8 (6); SEMCAD X Version 14.6.9 (7117)

Configuration/Ch23780/Area Scan (61x121x1): Interpolated grid: dx=1.500 mm, dy=1.500 mm
Maximum value of SAR (interpolated) = 0.969 W/kg

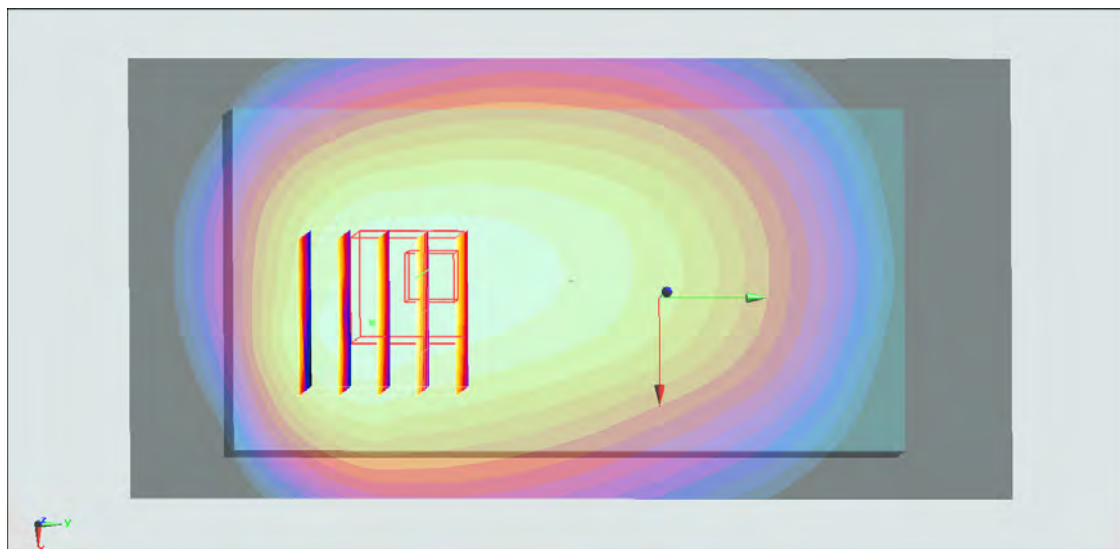
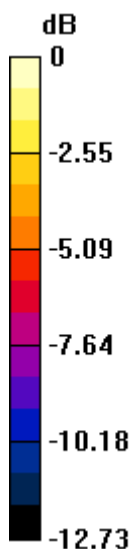
Configuration/Ch23780/Zoom Scan (5x5x7)/Cube 0: Measurement grid: dx=8mm, dy=8mm, dz=5mm

Reference Value = 31.667 V/m; Power Drift = -0.04 dB

Peak SAR (extrapolated) = 1.07 W/kg

SAR(1 g) = 0.808 W/kg; SAR(10 g) = 0.578 W/kg

Maximum value of SAR (measured) = 0.954 W/kg



0 dB = 0.954 W/kg = -0.20 dBW/kg

#98_LTE Band 17_10M_QPSK_1RB_49Offset_Back_1cm_Ch23800;Battery1_With Scanner

DUT: 322304-07

Communication System: LTE; Frequency: 711 MHz; Duty Cycle: 1:1

Medium: MSL_750_130626 Medium parameters used: $f = 711$ MHz; $\sigma = 0.944$ S/m; $\epsilon_r = 55.542$; $\rho = 1000$ kg/m³

Ambient Temperature : 22.5 °C ; Liquid Temperature : 21.5 °C

DASY5 Configuration:

- Probe: EX3DV4 - SN3697; ConvF(8.86, 8.86, 8.86); Calibrated: 2012/9/28;
- Sensor-Surface: 2mm (Mechanical Surface Detection)
- Electronics: DAE4 Sn1279; Calibrated: 2013/1/28
- Phantom: SAM LEFT; Type: QD000P40CD; Serial: TP:1718
- Measurement SW: DASY52, Version 52.8 (6); SEMCAD X Version 14.6.9 (7117)

Configuration/Ch23800/Area Scan (61x121x1): Interpolated grid: dx=1.500 mm, dy=1.500 mm
Maximum value of SAR (interpolated) = 1.00 W/kg

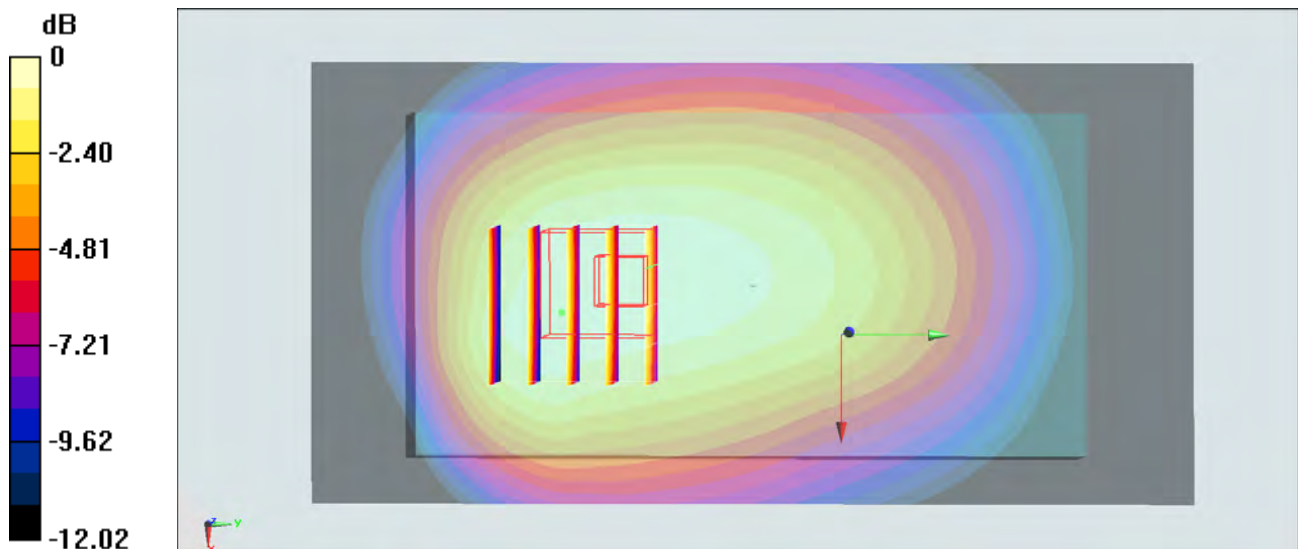
Configuration/Ch23800/Zoom Scan (5x5x7)/Cube 0: Measurement grid: dx=8mm, dy=8mm, dz=5mm

Reference Value = 32.546 V/m; Power Drift = -0.04 dB

Peak SAR (extrapolated) = 1.12 W/kg

SAR(1 g) = 0.850 W/kg; SAR(10 g) = 0.611 W/kg

Maximum value of SAR (measured) = 0.997 W/kg



0 dB = 0.997 W/kg = -0.01 dBW/kg

#336_LTE Band 17_10M_QPSK_1RB_49Offset_Back_1cm_Ch23800;Battery1_With Scanner_Repeat

DUT: 322304-07

Communication System: LTE; Frequency: 711 MHz; Duty Cycle: 1:1

Medium: MSL_750_130626 Medium parameters used: $f = 711 \text{ MHz}$; $\sigma = 0.944 \text{ S/m}$; $\epsilon_r = 55.542$; $\rho = 1000 \text{ kg/m}^3$

Ambient Temperature : $22.5 \text{ }^\circ\text{C}$; Liquid Temperature : $21.5 \text{ }^\circ\text{C}$

DASY5 Configuration:

- Probe: EX3DV4 - SN3697; ConvF(8.86, 8.86, 8.86); Calibrated: 2012/9/28;
- Sensor-Surface: 2mm (Mechanical Surface Detection)
- Electronics: DAE3 Sn495; Calibrated: 2013/5/8
- Phantom: SAM-Right; Type: QD 000 P40 C; Serial: TP-1446
- Measurement SW: DASY52, Version 52.8 (6); SEMCAD X Version 14.6.9 (7117)

Configuration/Ch23800/Area Scan (61x121x1): Interpolated grid: $dx=1.500 \text{ mm}$, $dy=1.500 \text{ mm}$
 Maximum value of SAR (interpolated) = 1.00 W/kg

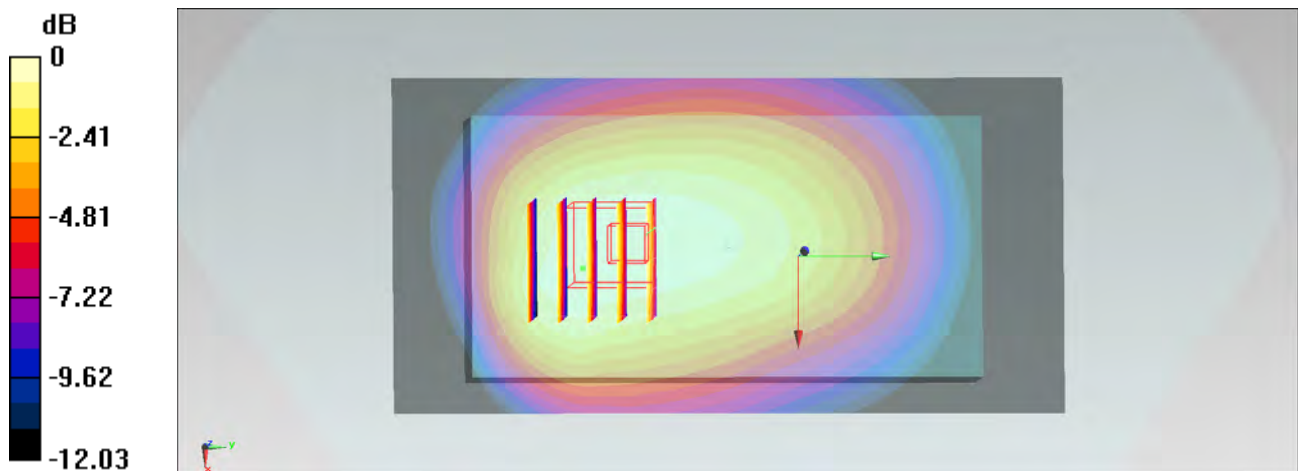
Configuration/Ch23800/Zoom Scan (5x5x7)/Cube 0: Measurement grid: $dx=8\text{mm}$, $dy=8\text{mm}$, $dz=5\text{mm}$

Reference Value = 32.500 V/m ; Power Drift = -0.04 dB

Peak SAR (extrapolated) = 1.11 W/kg

SAR(1 g) = 0.847 W/kg ; SAR(10 g) = 0.609 W/kg

Maximum value of SAR (measured) = 0.993 W/kg



0 dB = 0.993 W/kg = -0.03 dBW/kg

#99_LTE Band 17_10M_QPSK_25RB_24Offset_Back_1cm_Ch23790;Battery1_With Scanner

DUT: 322304-07

Communication System: LTE; Frequency: 710 MHz; Duty Cycle: 1:1

Medium: MSL_750_130626 Medium parameters used: $f = 710 \text{ MHz}$; $\sigma = 0.943 \text{ S/m}$; $\epsilon_r = 55.554$; $\rho = 1000 \text{ kg/m}^3$

Ambient Temperature : $22.5 \text{ }^\circ\text{C}$; Liquid Temperature : $21.5 \text{ }^\circ\text{C}$

DASY5 Configuration:

- Probe: EX3DV4 - SN3697; ConvF(8.86, 8.86, 8.86); Calibrated: 2012/9/28;
- Sensor-Surface: 2mm (Mechanical Surface Detection)
- Electronics: DAE4 Sn1279; Calibrated: 2013/1/28
- Phantom: SAM LEFT; Type: QD000P40CD; Serial: TP:1718
- Measurement SW: DASY52, Version 52.8 (6); SEMCAD X Version 14.6.9 (7117)

Configuration/Ch23790/Area Scan (61x121x1): Interpolated grid: $dx=1.500 \text{ mm}$, $dy=1.500 \text{ mm}$
 Maximum value of SAR (interpolated) = 0.752 W/kg

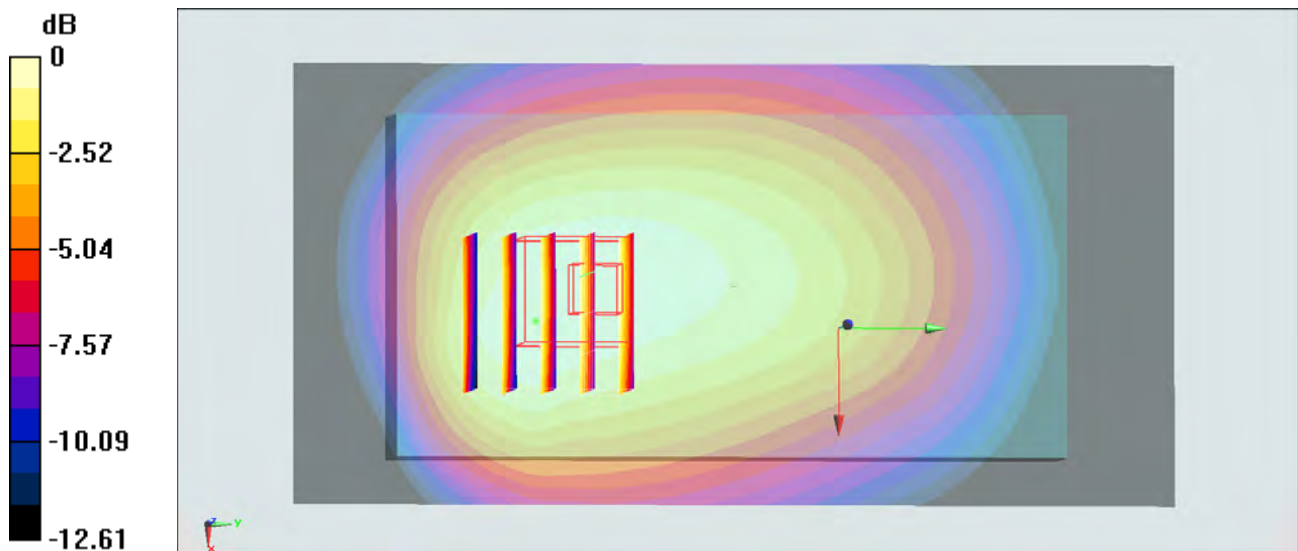
Configuration/Ch23790/Zoom Scan (5x5x7)/Cube 0: Measurement grid: $dx=8\text{mm}$, $dy=8\text{mm}$, $dz=5\text{mm}$

Reference Value = 27.917 V/m ; Power Drift = -0.01 dB

Peak SAR (extrapolated) = 0.830 W/kg

SAR(1 g) = 0.621 W/kg ; SAR(10 g) = 0.446 W/kg

Maximum value of SAR (measured) = 0.727 W/kg



0 dB = $0.727 \text{ W/kg} = -1.38 \text{ dBW/kg}$

#100_LTE Band 17_10M_QPSK_50RB_0Offset_Back_1cm_Ch23800;Battery1_With Scanner

DUT: 322304-07

Communication System: LTE; Frequency: 711 MHz; Duty Cycle: 1:1

Medium: MSL_750_130626 Medium parameters used: $f = 711$ MHz; $\sigma = 0.944$ S/m; $\epsilon_r = 55.542$; $\rho = 1000$ kg/m³

Ambient Temperature : 22.5 °C ; Liquid Temperature : 21.5 °C

DASY5 Configuration:

- Probe: EX3DV4 - SN3697; ConvF(8.86, 8.86, 8.86); Calibrated: 2012/9/28;
- Sensor-Surface: 2mm (Mechanical Surface Detection)
- Electronics: DAE4 Sn1279; Calibrated: 2013/1/28
- Phantom: SAM LEFT; Type: QD000P40CD; Serial: TP:1718
- Measurement SW: DASY52, Version 52.8 (6); SEMCAD X Version 14.6.9 (7117)

Configuration/Ch23800/Area Scan (61x121x1): Interpolated grid: dx=1.500 mm, dy=1.500 mm
Maximum value of SAR (interpolated) = 0.724 W/kg

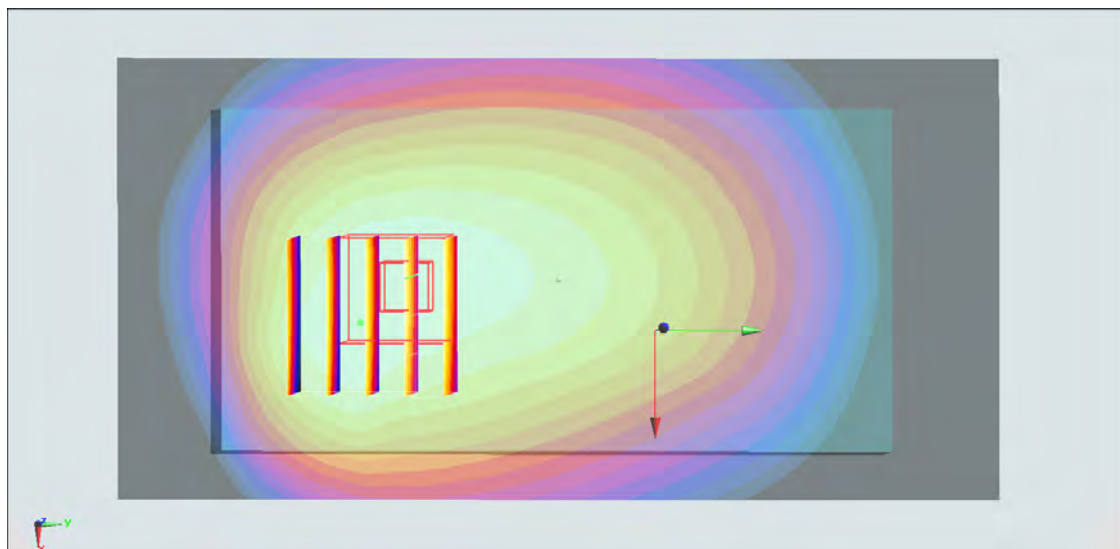
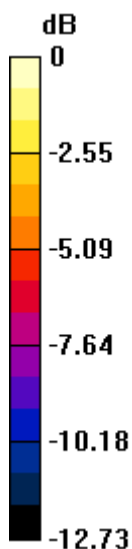
Configuration/Ch23800/Zoom Scan (5x5x7)/Cube 0: Measurement grid: dx=8mm, dy=8mm, dz=5mm

Reference Value = 27.017 V/m; Power Drift = 0.02 dB

Peak SAR (extrapolated) = 0.783 W/kg

SAR(1 g) = 0.580 W/kg; SAR(10 g) = 0.417 W/kg

Maximum value of SAR (measured) = 0.688 W/kg



0 dB = 0.688 W/kg = -1.62 dBW/kg

#130_LTE Band 17_10M_QPSK_1RB_49Offset_Back_1.5cm_Ch23790;Battery1_With Scanner

DUT: 322304-07

Communication System:LTE; Frequency: 710 MHz;Duty Cycle: 1:1

Medium: MSL_750_130703 Medium parameters used: $f = 710$ MHz; $\sigma = 0.935$ S/m; $\epsilon_r = 55.149$; $\rho = 1000$ kg/m³

Ambient Temperature : 22.5 °C ; Liquid Temperature : 21.5 °C

DASY5 Configuration:

- Probe: EX3DV4 - SN3697; ConvF(8.86, 8.86, 8.86); Calibrated: 2012/9/28;
- Sensor-Surface: 2mm (Mechanical Surface Detection)
- Electronics: DAE4 Sn1279; Calibrated: 2013/1/28
- Phantom: SAM RIGHT; Type: SAM; Serial: 1719
- Measurement SW: DASY52, Version 52.8 (6); SEMCAD X Version 14.6.9 (7117)

Configuration/Ch23790/Area Scan (61x121x1): Interpolated grid: dx=1.500 mm, dy=1.500 mm
Maximum value of SAR (interpolated) = 0.701 W/kg

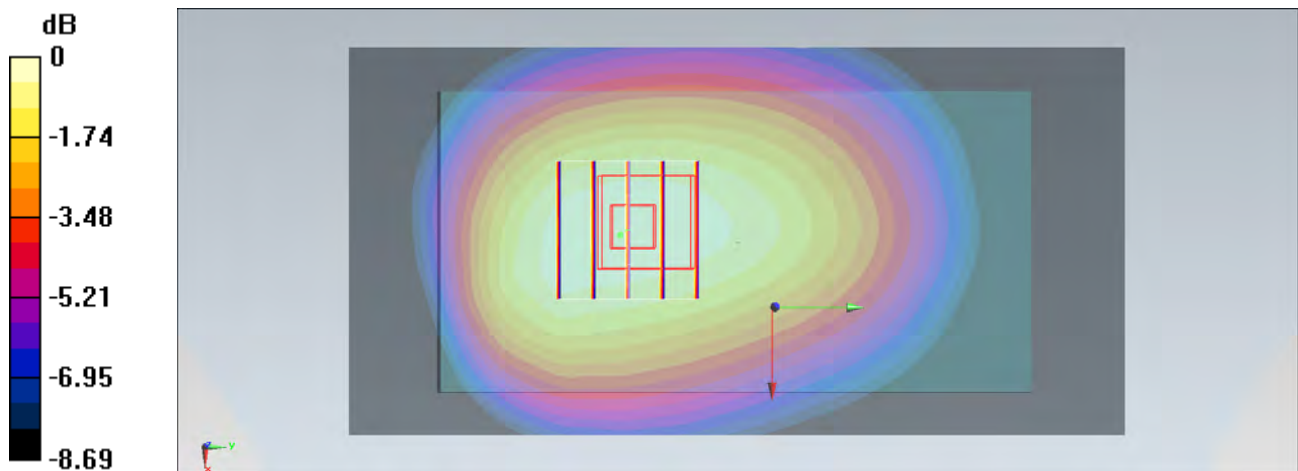
Configuration/Ch23790/Zoom Scan (5x5x7)/Cube 0: Measurement grid: dx=8mm, dy=8mm, dz=5mm

Reference Value = 27.507 V/m; Power Drift = -0.00 dB

Peak SAR (extrapolated) = 0.817 W/kg

SAR(1 g) = 0.642 W/kg; SAR(10 g) = 0.487 W/kg

Maximum value of SAR (measured) = 0.708 W/kg



0 dB = 0.708 W/kg = -1.50 dBW/kg

#131_LTE Band 17_10M_QPSK_1RB_49Offset_Back_1.5cm_Ch23780;Battery1_With Scanner

DUT: 322304-07

Communication System: LTE; Frequency: 709 MHz; Duty Cycle: 1:1

Medium: MSL_750_130703 Medium parameters used: $f = 709$ MHz; $\sigma = 0.934$ S/m; $\epsilon_r = 55.161$; $\rho = 1000$ kg/m³

Ambient Temperature : 22.5 °C ; Liquid Temperature : 21.5 °C

DASY5 Configuration:

- Probe: EX3DV4 - SN3697; ConvF(8.86, 8.86, 8.86); Calibrated: 2012/9/28;
- Sensor-Surface: 2mm (Mechanical Surface Detection)
- Electronics: DAE4 Sn1279; Calibrated: 2013/1/28
- Phantom: SAM RIGHT; Type: SAM; Serial: 1719
- Measurement SW: DASY52, Version 52.8 (6); SEMCAD X Version 14.6.9 (7117)

Configuration/Ch23780/Area Scan (61x121x1): Interpolated grid: dx=1.500 mm, dy=1.500 mm
Maximum value of SAR (interpolated) = 0.673 W/kg

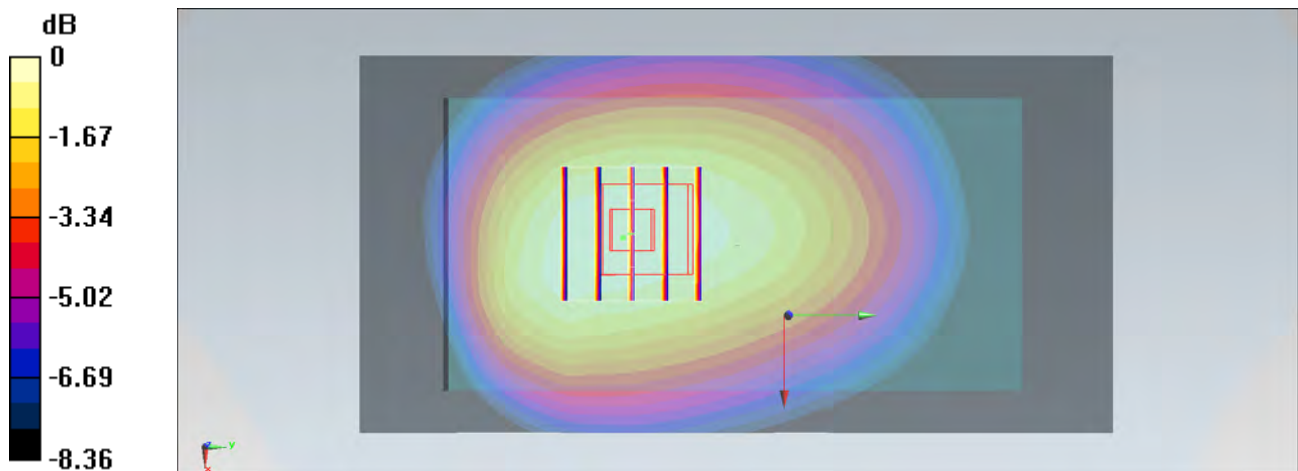
Configuration/Ch23780/Zoom Scan (5x5x7)/Cube 0: Measurement grid: dx=8mm, dy=8mm, dz=5mm

Reference Value = 26.830 V/m; Power Drift = 0.02 dB

Peak SAR (extrapolated) = 0.777 W/kg

SAR(1 g) = 0.610 W/kg; SAR(10 g) = 0.464 W/kg

Maximum value of SAR (measured) = 0.672 W/kg



0 dB = 0.672 W/kg = -1.73 dBW/kg

#132_LTE Band 17_10M_QPSK_1RB_49Offset_Back_1.5cm_Ch23800;Battery1_With Scanner

DUT: 322304-07

Communication System: LTE; Frequency: 711 MHz; Duty Cycle: 1:1

Medium: MSL_750_130703 Medium parameters used: $f = 711 \text{ MHz}$; $\sigma = 0.937 \text{ S/m}$; $\epsilon_r = 55.14$; $\rho = 1000 \text{ kg/m}^3$

Ambient Temperature : $22.5 \text{ }^\circ\text{C}$; Liquid Temperature : $21.5 \text{ }^\circ\text{C}$

DASY5 Configuration:

- Probe: EX3DV4 - SN3697; ConvF(8.86, 8.86, 8.86); Calibrated: 2012/9/28;
- Sensor-Surface: 2mm (Mechanical Surface Detection)
- Electronics: DAE4 Sn1279; Calibrated: 2013/1/28
- Phantom: SAM RIGHT; Type: SAM; Serial: 1719
- Measurement SW: DASY52, Version 52.8 (6); SEMCAD X Version 14.6.9 (7117)

Configuration/Ch23800/Area Scan (61x121x1): Interpolated grid: $dx=1.500 \text{ mm}$, $dy=1.500 \text{ mm}$
 Maximum value of SAR (interpolated) = 0.722 W/kg

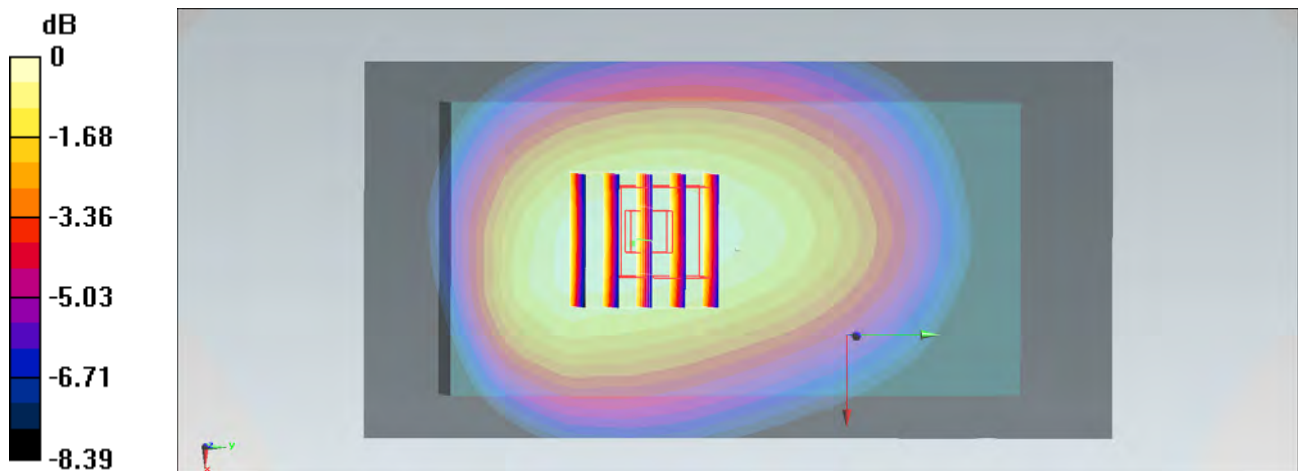
Configuration/Ch23800/Zoom Scan (5x5x7)/Cube 0: Measurement grid: $dx=8\text{mm}$, $dy=8\text{mm}$, $dz=5\text{mm}$

Reference Value = 27.749 V/m ; Power Drift = 0.01 dB

Peak SAR (extrapolated) = 0.828 W/kg

SAR(1 g) = 0.658 W/kg ; SAR(10 g) = 0.502 W/kg

Maximum value of SAR (measured) = 0.723 W/kg



$0 \text{ dB} = 0.723 \text{ W/kg} = -1.41 \text{ dBW/kg}$

#133_LTE Band 17_10M_QPSK_25RB_24Offset_Back_1.5cm_Ch23790;Battery1_With Scanner

DUT: 322304-07

Communication System: LTE; Frequency: 710 MHz; Duty Cycle: 1:1

Medium: MSL_750_130703 Medium parameters used: $f = 710 \text{ MHz}$; $\sigma = 0.935 \text{ S/m}$; $\epsilon_r = 55.149$; $\rho = 1000 \text{ kg/m}^3$

Ambient Temperature : 22.5 °C ; Liquid Temperature : 21.5 °C

DASY5 Configuration:

- Probe: EX3DV4 - SN3697; ConvF(8.86, 8.86, 8.86); Calibrated: 2012/9/28;
- Sensor-Surface: 2mm (Mechanical Surface Detection)
- Electronics: DAE4 Sn1279; Calibrated: 2013/1/28
- Phantom: SAM RIGHT; Type: SAM; Serial: 1719
- Measurement SW: DASY52, Version 52.8 (6); SEMCAD X Version 14.6.9 (7117)

Configuration/Ch23790/Area Scan (61x121x1): Interpolated grid: $dx=1.500 \text{ mm}$, $dy=1.500 \text{ mm}$
 Maximum value of SAR (interpolated) = 0.511 W/kg

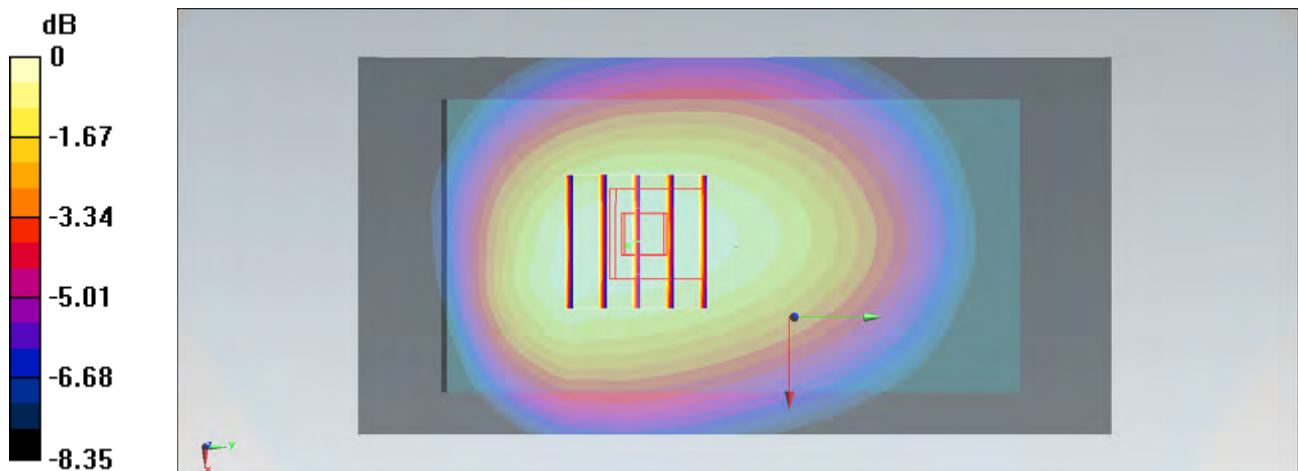
Configuration/Ch23790/Zoom Scan (5x5x7)/Cube 0: Measurement grid: $dx=8\text{mm}$, $dy=8\text{mm}$, $dz=5\text{mm}$

Reference Value = 23.334 V/m; Power Drift = 0.05 dB

Peak SAR (extrapolated) = 0.604 W/kg

SAR(1 g) = 0.467 W/kg; SAR(10 g) = 0.357 W/kg

Maximum value of SAR (measured) = 0.515 W/kg



0 dB = 0.515 W/kg = -2.88 dBW/kg

#24_LTE Band 5_10M_QPSK_1RB_0Offset_Back_1cm_Ch20525;Battery1_With Scanner

DUT: 322304-07

Communication System: LTE; Frequency: 836.5 MHz; Duty Cycle: 1:1

Medium: MSL_850_130625 Medium parameters used : $f = 836.5$ MHz; $\sigma = 0.965$ mho/m; $\epsilon_r = 54.48$; $\rho = 1000$ kg/m³

Ambient Temperature : 22.5 °C ; Liquid Temperature : 21.5 °C

DASY5 Configuration:

- Probe: EX3DV4 - SN3792; ConvF(9.15, 9.15, 9.15); Calibrated: 2013/6/4;
- Sensor-Surface: 2mm (Mechanical Surface Detection)
- Electronics: DAE4 Sn1338; Calibrated: 2013/5/28
- Phantom: SAM Left; Type: QD000P40CD; Serial: TP:1542
- Measurement SW: DASY52, Version 52.8 (3); SEMCAD X Version 14.6.5 (6469)

Configuration/Ch20525/Area Scan (61x121x1): Measurement grid: dx=15mm, dy=15mm
Maximum value of SAR (interpolated) = 1.02 mW/g

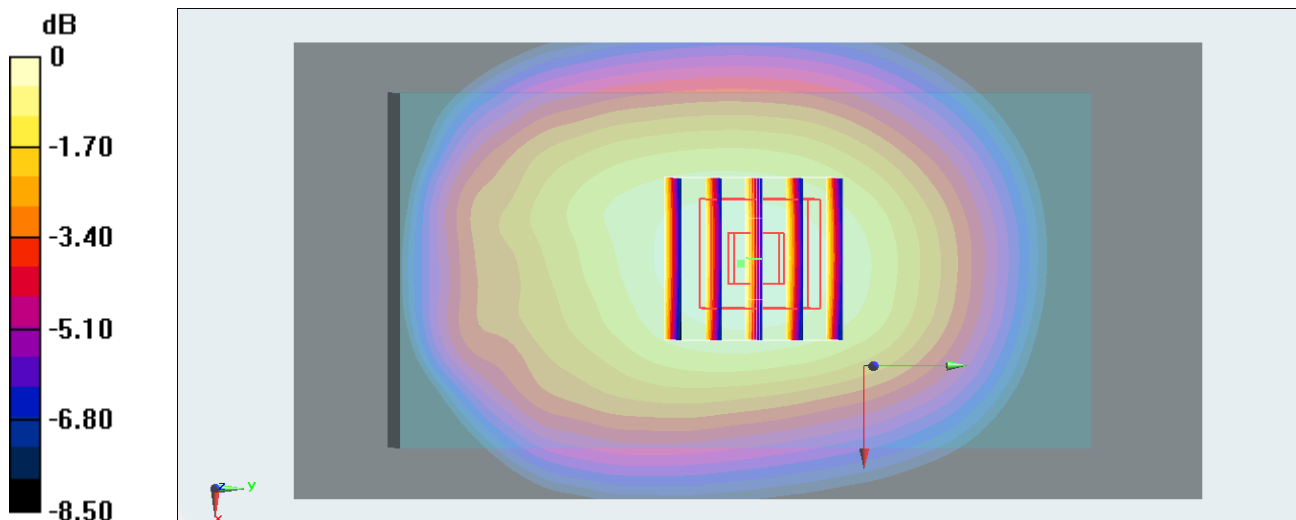
Configuration/Ch20525/Zoom Scan (5x5x7)/Cube 0: Measurement grid: dx=8mm, dy=8mm, dz=5mm

Reference Value = 33.024 V/m; Power Drift = 0.06 dB

Peak SAR (extrapolated) = 1.135 mW/g

SAR(1 g) = 0.891 mW/g; SAR(10 g) = 0.669 mW/g

Maximum value of SAR (measured) = 1.03 mW/g



0 dB = 1.03 mW/g = 0.26 dB mW/g

#44_LTE Band 5_10M_QPSK_1RB_0Offset_Back_1cm_Ch20450;Battery1_With Scanner

DUT: 322304-07

Communication System: LTE; Frequency: 829 MHz; Duty Cycle: 1:1

Medium: MSL_850_130626 Medium parameters used: $f = 829$ MHz; $\sigma = 0.969$ S/m; $\epsilon_r = 52.803$; $\rho = 1000$ kg/m³

Ambient Temperature : 22.3 °C ; Liquid Temperature : 21.3 °C

DASY5 Configuration:

- Probe: ES3DV3 - SN3270; ConvF(6.16, 6.16, 6.16); Calibrated: 2012/9/28;
- Sensor-Surface: 3mm (Mechanical Surface Detection)
- Electronics: DAE4 Sn778; Calibrated: 2012/8/27
- Phantom: SAM-Left; Type: QD 000 P40 C; Serial: TP-1478
- Measurement SW: DASY52, Version 52.8 (6); SEMCAD X Version 14.6.9 (7117)

Configuration/Ch20450/Area Scan (61x121x1): Interpolated grid: dx=1.500 mm, dy=1.500 mm
Maximum value of SAR (interpolated) = 1.13 W/kg

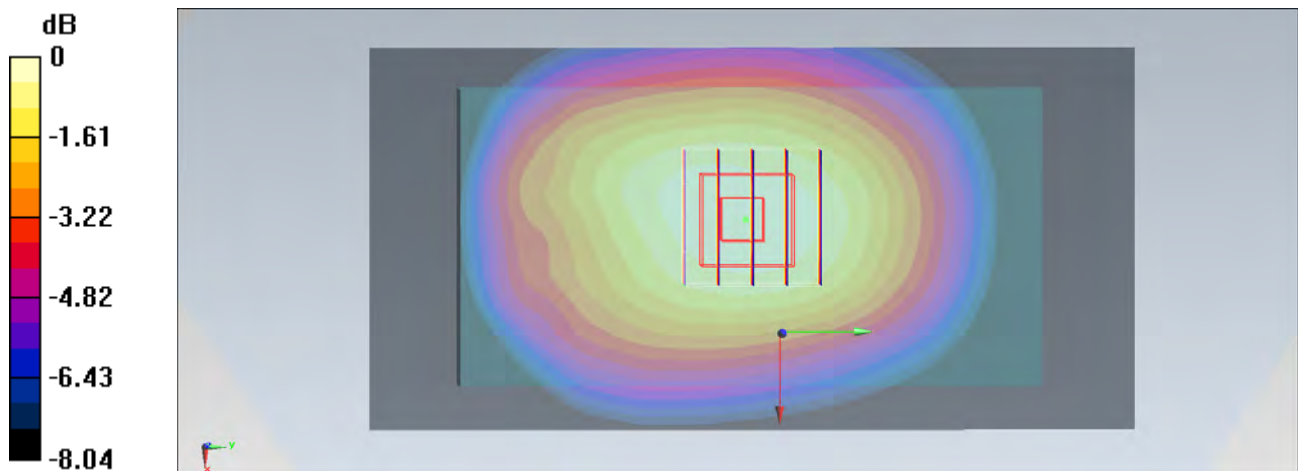
Configuration/Ch20450/Zoom Scan (5x5x7)/Cube 0: Measurement grid: dx=8mm, dy=8mm, dz=5mm

Reference Value = 35.155 V/m; Power Drift = -0.04 dB

Peak SAR (extrapolated) = 1.31 W/kg

SAR(1 g) = 1.04 W/kg; SAR(10 g) = 0.777 W/kg

Maximum value of SAR (measured) = 1.14 W/kg



0 dB = 1.14 W/kg = 0.57 dBW/kg

#45_LTE Band 5_10M_QPSK_1RB_0Offset_Back_1cm_Ch20600;Battery1_With Scanner

DUT: 322304-07

Communication System: LTE; Frequency: 844 MHz; Duty Cycle: 1:1

Medium: MSL_850_130626 Medium parameters used: $f = 844$ MHz; $\sigma = 0.984$ S/m; $\epsilon_r = 52.672$; $\rho = 1000$ kg/m³

Ambient Temperature : 22.3 °C ; Liquid Temperature : 21.3 °C

DASY5 Configuration:

- Probe: ES3DV3 - SN3270; ConvF(6.16, 6.16, 6.16); Calibrated: 2012/9/28;
- Sensor-Surface: 3mm (Mechanical Surface Detection)
- Electronics: DAE4 Sn778; Calibrated: 2012/8/27
- Phantom: SAM-Left; Type: QD 000 P40 C; Serial: TP-1478
- Measurement SW: DASY52, Version 52.8 (6); SEMCAD X Version 14.6.9 (7117)

Configuration/Ch20600/Area Scan (61x121x1): Interpolated grid: $dx=1.500$ mm, $dy=1.500$ mm
Maximum value of SAR (interpolated) = 1.13 W/kg

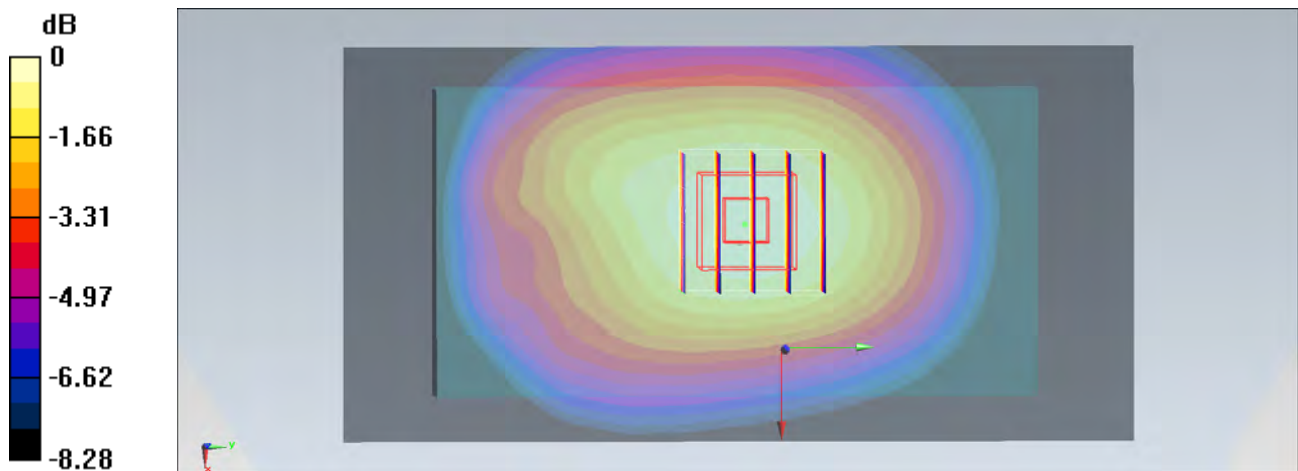
Configuration/Ch20600/Zoom Scan (5x5x7)/Cube 0: Measurement grid: $dx=8$ mm, $dy=8$ mm, $dz=5$ mm

Reference Value = 35.031 V/m; Power Drift = -0.00 dB

Peak SAR (extrapolated) = 1.28 W/kg

SAR(1 g) = 1.02 W/kg; SAR(10 g) = 0.763 W/kg

Maximum value of SAR (measured) = 1.13 W/kg



0 dB = 1.13 W/kg = 0.53 dBW/kg

#46_LTE Band 5_10M_QPSK_25RB_0Offset_Back_1cm_Ch20525;Battery1_With Scanner

DUT: 322304-07

Communication System: LTE; Frequency: 836.5 MHz; Duty Cycle: 1:1

Medium: MSL_850_130626 Medium parameters used : $f = 836.5$ MHz; $\sigma = 0.976$ S/m; $\epsilon_r = 52.732$; $\rho = 1000$ kg/m³

Ambient Temperature : 22.3 °C ; Liquid Temperature : 21.3 °C

DASY5 Configuration:

- Probe: ES3DV3 - SN3270; ConvF(6.16, 6.16, 6.16); Calibrated: 2012/9/28;
- Sensor-Surface: 3mm (Mechanical Surface Detection)
- Electronics: DAE4 Sn778; Calibrated: 2012/8/27
- Phantom: SAM-Left; Type: QD 000 P40 C; Serial: TP-1478
- Measurement SW: DASY52, Version 52.8 (6); SEMCAD X Version 14.6.9 (7117)

Configuration/Ch20525/Area Scan (61x121x1): Interpolated grid: dx=1.500 mm, dy=1.500 mm
Maximum value of SAR (interpolated) = 0.793 W/kg

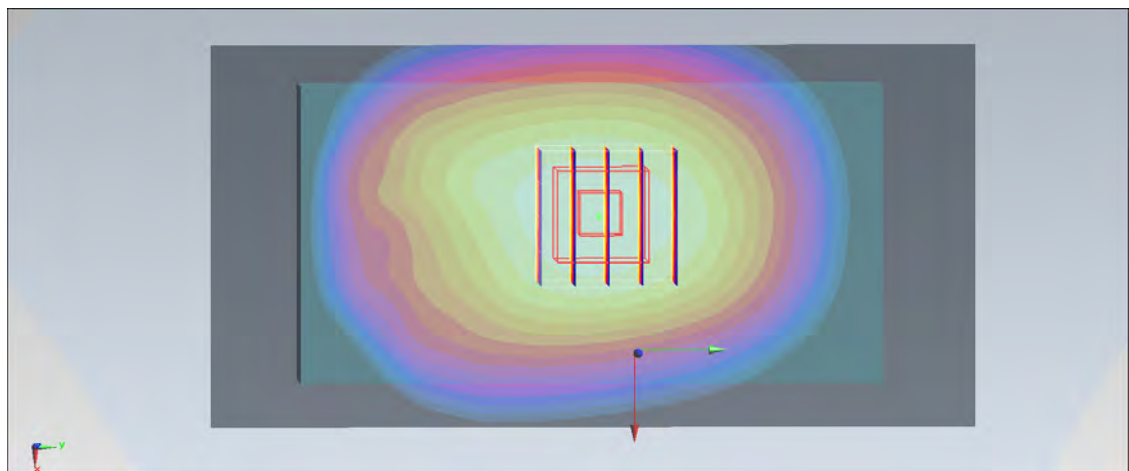
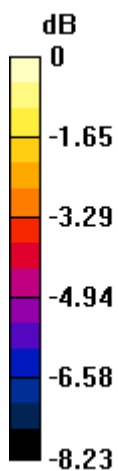
Configuration/Ch20525/Zoom Scan (5x5x7)/Cube 0: Measurement grid: dx=8mm, dy=8mm, dz=5mm

Reference Value = 29.341 V/m; Power Drift = 0.04 dB

Peak SAR (extrapolated) = 0.907 W/kg

SAR(1 g) = 0.718 W/kg; SAR(10 g) = 0.538 W/kg

Maximum value of SAR (measured) = 0.792 W/kg



0 dB = 0.792 W/kg = -1.01 dBW/kg

#47_LTE Band 5_10M_QPSK_50RB_0Offset_Back_1cm_Ch20450;Battery1_With Scanner

DUT: 322304-07

Communication System: LTE; Frequency: 829 MHz; Duty Cycle: 1:1

Medium: MSL_850_130626 Medium parameters used: $f = 829$ MHz; $\sigma = 0.969$ S/m; $\epsilon_r = 52.803$; $\rho = 1000$ kg/m³

Ambient Temperature : 22.3 °C ; Liquid Temperature : 21.3 °C

DASY5 Configuration:

- Probe: ES3DV3 - SN3270; ConvF(6.16, 6.16, 6.16); Calibrated: 2012/9/28;
- Sensor-Surface: 3mm (Mechanical Surface Detection)
- Electronics: DAE4 Sn778; Calibrated: 2012/8/27
- Phantom: SAM-Left; Type: QD 000 P40 C; Serial: TP-1478
- Measurement SW: DASY52, Version 52.8 (6); SEMCAD X Version 14.6.9 (7117)

Configuration/Ch20450/Area Scan (61x121x1): Interpolated grid: dx=1.500 mm, dy=1.500 mm
Maximum value of SAR (interpolated) = 0.719 W/kg

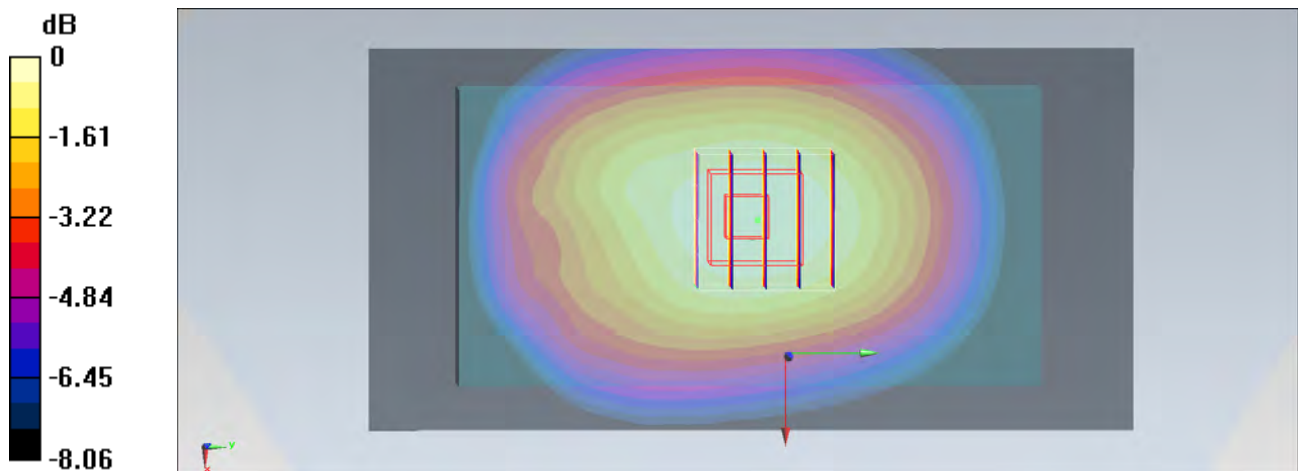
Configuration/Ch20450/Zoom Scan (5x5x7)/Cube 0: Measurement grid: dx=8mm, dy=8mm, dz=5mm

Reference Value = 27.767 V/m; Power Drift = 0.13 dB

Peak SAR (extrapolated) = 0.819 W/kg

SAR(1 g) = 0.638 W/kg; SAR(10 g) = 0.480 W/kg

Maximum value of SAR (measured) = 0.708 W/kg



0 dB = 0.708 W/kg = -1.50 dBW/kg

#121_LTE Band 5_10M_QPSK_1RB_0Offset_Back_1.5cm_Ch20525;Battery1_With Scanner

DUT: 322304-07

Communication System:LTE; Frequency: 836.5 MHz;Duty Cycle: 1:1

Medium: MSL_850_130702 Medium parameters used: $f = 836.5$ MHz; $\sigma = 0.966$ S/m; $\epsilon_r = 54.465$; $\rho =$

1000 kg/m³

Ambient Temperature : 22.4 °C; Liquid Temperature : 21.4 °C

DASY5 Configuration:

- Probe: ES3DV3 - SN3270; ConvF(6.16, 6.16, 6.16); Calibrated: 2012/9/28;
- Sensor-Surface: 3mm (Mechanical Surface Detection)
- Electronics: DAE4 Sn778; Calibrated: 2012/8/27
- Phantom: SAM-Right; Type: QD 000 P40 C; Serial: TP-1446
- Measurement SW: DASY52, Version 52.8 (6); SEMCAD X Version 14.6.9 (7117)

Configuration/Ch20525/Area Scan (61x121x1): Interpolated grid: dx=1.500 mm, dy=1.500 mm
 Maximum value of SAR (interpolated) = 0.745 W/kg

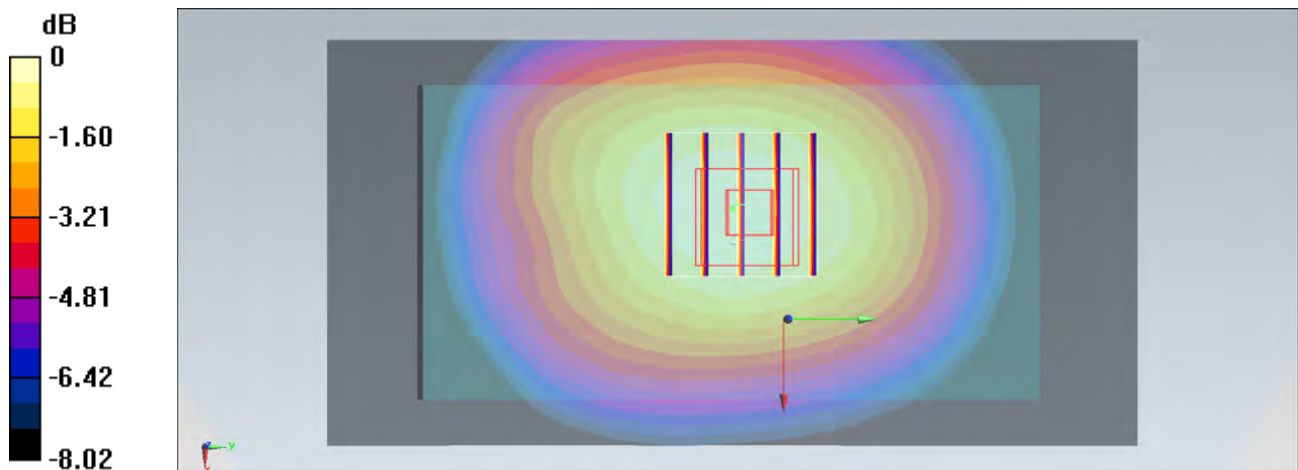
Configuration/Ch20525/Zoom Scan (5x5x7)/Cube 0: Measurement grid: dx=8mm, dy=8mm, dz=5mm

Reference Value = 28.735 V/m; Power Drift = 0.02 dB

Peak SAR (extrapolated) = 0.867 W/kg

SAR(1 g) = 0.680 W/kg; SAR(10 g) = 0.511 W/kg

Maximum value of SAR (measured) = 0.748 W/kg



0 dB = 0.748 W/kg = -1.26 dBW/kg

#122_LTE Band 5_10M_QPSK_1RB_0Offset_Back_1.5cm_Ch20450;Battery1_With Scanner

DUT: 322304-07

Communication System:LTE; Frequency: 829 MHz;Duty Cycle: 1:1

Medium: MSL_850_130702 Medium parameters used: $f = 829$ MHz; $\sigma = 0.959$ S/m; $\epsilon_r = 54.546$; $\rho =$

1000 kg/m³

Ambient Temperature : 22.4 °C; Liquid Temperature : 21.4 °C

DASY5 Configuration:

- Probe: ES3DV3 - SN3270; ConvF(6.16, 6.16, 6.16); Calibrated: 2012/9/28;
- Sensor-Surface: 3mm (Mechanical Surface Detection)
- Electronics: DAE4 Sn778; Calibrated: 2012/8/27
- Phantom: SAM-Right; Type: QD 000 P40 C; Serial: TP-1446
- Measurement SW: DASY52, Version 52.8 (6); SEMCAD X Version 14.6.9 (7117)

Configuration/Ch20450/Area Scan (61x121x1): Interpolated grid: dx=1.500 mm, dy=1.500 mm
 Maximum value of SAR (interpolated) = 0.913 W/kg

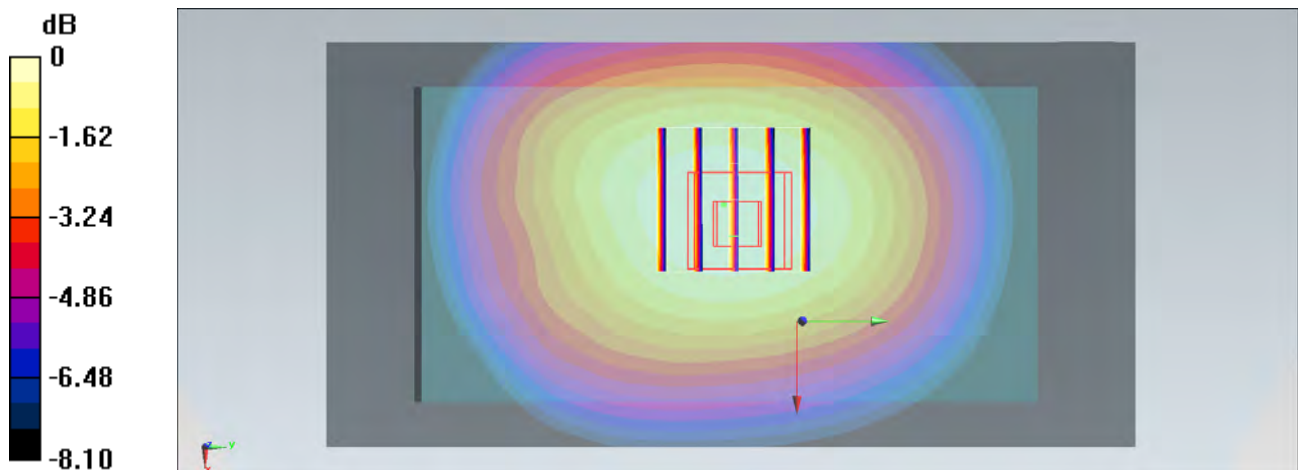
Configuration/Ch20450/Zoom Scan (5x5x7)/Cube 0: Measurement grid: dx=8mm, dy=8mm, dz=5mm

Reference Value = 31.600 V/m; Power Drift = 0.01 dB

Peak SAR (extrapolated) = 1.03 W/kg

SAR(1 g) = 0.823 W/kg; SAR(10 g) = 0.623 W/kg

Maximum value of SAR (measured) = 0.903 W/kg



0 dB = 0.903 W/kg = -0.44 dBW/kg

#123_LTE Band 5_10M_QPSK_1RB_0Offset_Back_1.5cm_Ch20600;Battery1_With Scanner

DUT: 322304-07

Communication System:LTE; Frequency: 844 MHz;Duty Cycle: 1:1

Medium: MSL_850_130702 Medium parameters used: $f = 844$ MHz; $\sigma = 0.972$ S/m; $\epsilon_r = 54.396$; $\rho =$

1000 kg/m³

Ambient Temperature : 22.4 °C; Liquid Temperature : 21.4 °C

DASY5 Configuration:

- Probe: ES3DV3 - SN3270; ConvF(6.16, 6.16, 6.16); Calibrated: 2012/9/28;
- Sensor-Surface: 3mm (Mechanical Surface Detection)
- Electronics: DAE4 Sn778; Calibrated: 2012/8/27
- Phantom: SAM-Right; Type: QD 000 P40 C; Serial: TP-1446
- Measurement SW: DASY52, Version 52.8 (6); SEMCAD X Version 14.6.9 (7117)

Configuration/Ch20600/Area Scan (61x121x1): Interpolated grid: dx=1.500 mm, dy=1.500 mm
 Maximum value of SAR (interpolated) = 0.874 W/kg

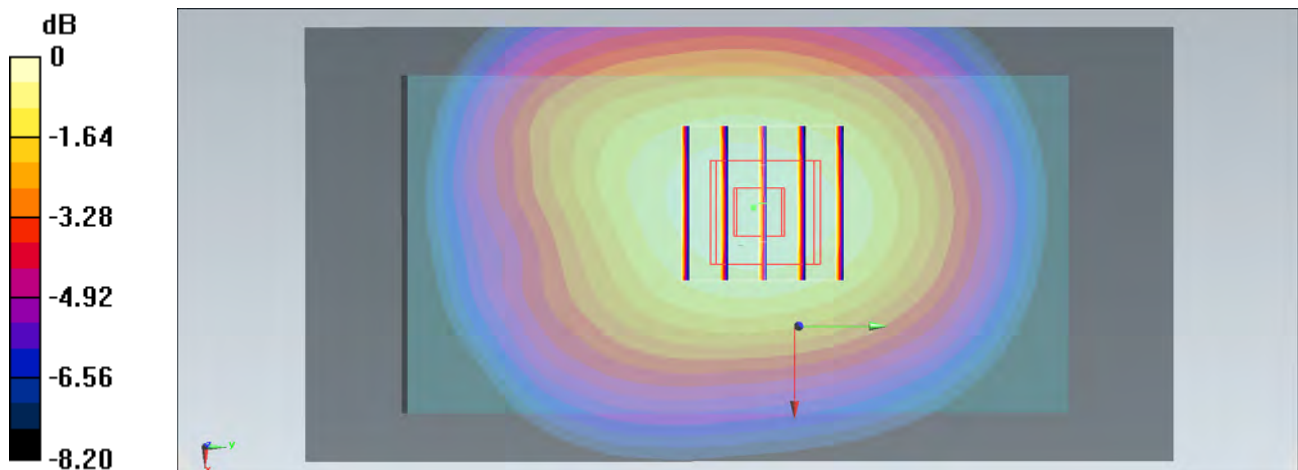
Configuration/Ch20600/Zoom Scan (5x5x7)/Cube 0: Measurement grid: dx=8mm, dy=8mm, dz=5mm

Reference Value = 30.916 V/m; Power Drift = -0.01 dB

Peak SAR (extrapolated) = 1.01 W/kg

SAR(1 g) = 0.789 W/kg; SAR(10 g) = 0.590 W/kg

Maximum value of SAR (measured) = 0.877 W/kg



0 dB = 0.877 W/kg = -0.57 dBW/kg

#134_LTE Band 5_10M_QPSK_25RB_0Offset_Back_1.5cm_Ch20525;Battery1_With Scanner

DUT: 322304-07

Communication System: LTE; Frequency: 836.5 MHz; Duty Cycle: 1:1

Medium: MSL_850_130702 Medium parameters used: $f = 836.5$ MHz; $\sigma = 0.966$ S/m; $\epsilon_r = 54.465$; $\rho = 1000$ kg/m³

Ambient Temperature : 22.4 °C ; Liquid Temperature : 21.4 °C

DASY5 Configuration:

- Probe: ES3DV3 - SN3270; ConvF(6.16, 6.16, 6.16); Calibrated: 2012/9/28;
- Sensor-Surface: 3mm (Mechanical Surface Detection)
- Electronics: DAE4 Sn778; Calibrated: 2012/8/27
- Phantom: SAM-Right; Type: QD 000 P40 C; Serial: TP-1446
- Measurement SW: DASY52, Version 52.8 (6); SEMCAD X Version 14.6.9 (7117)

Configuration/Ch20525/Area Scan (61x121x1): Interpolated grid: dx=1.500 mm, dy=1.500 mm
Maximum value of SAR (interpolated) = 0.664 W/kg

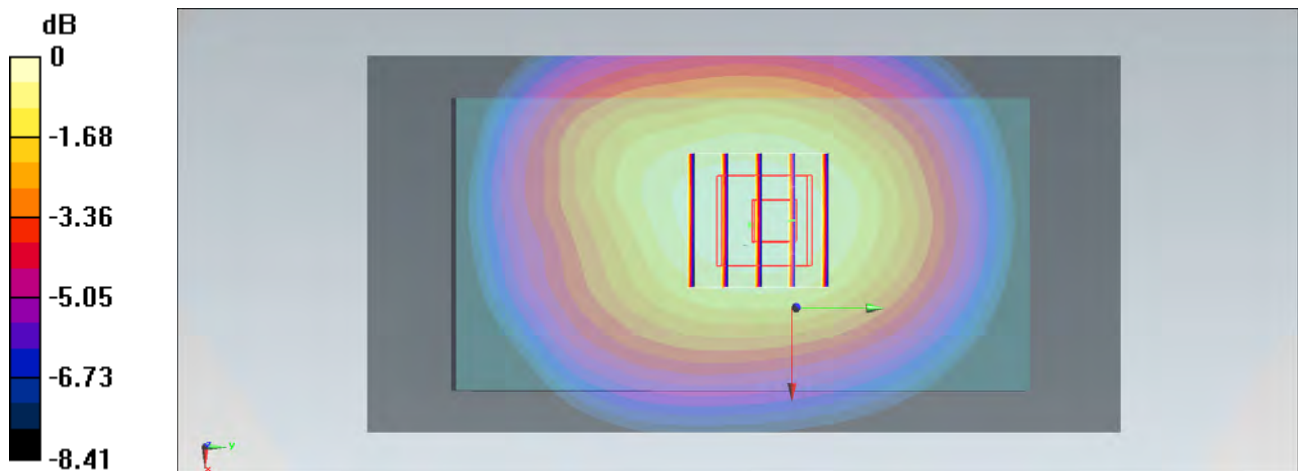
Configuration/Ch20525/Zoom Scan (5x5x7)/Cube 0: Measurement grid: dx=8mm, dy=8mm, dz=5mm

Reference Value = 26.842 V/m; Power Drift = 0.12 dB

Peak SAR (extrapolated) = 0.767 W/kg

SAR(1 g) = 0.598 W/kg; SAR(10 g) = 0.447 W/kg

Maximum value of SAR (measured) = 0.663 W/kg



0 dB = 0.663 W/kg = -1.78 dBW/kg

#136_LTE Band 5_10M_QPSK_50RB_0Offset_Back_1.5cm_Ch20450;Battery1_With Scanner

DUT: 322304-07

Communication System: LTE; Frequency: 829 MHz; Duty Cycle: 1:1

Medium: MSL_850_130702 Medium parameters used: $f = 829$ MHz; $\sigma = 0.959$ S/m; $\epsilon_r = 54.546$; $\rho = 1000$ kg/m³

Ambient Temperature : 22.4 °C ; Liquid Temperature : 21.4 °C

DASY5 Configuration:

- Probe: ES3DV3 - SN3270; ConvF(6.16, 6.16, 6.16); Calibrated: 2012/9/28;
- Sensor-Surface: 3mm (Mechanical Surface Detection)
- Electronics: DAE4 Sn778; Calibrated: 2012/8/27
- Phantom: SAM-Right; Type: QD 000 P40 C; Serial: TP-1446
- Measurement SW: DASY52, Version 52.8 (6); SEMCAD X Version 14.6.9 (7117)

Configuration/Ch20450/Area Scan (61x121x1): Interpolated grid: dx=1.500 mm, dy=1.500 mm
Maximum value of SAR (interpolated) = 0.618 W/kg

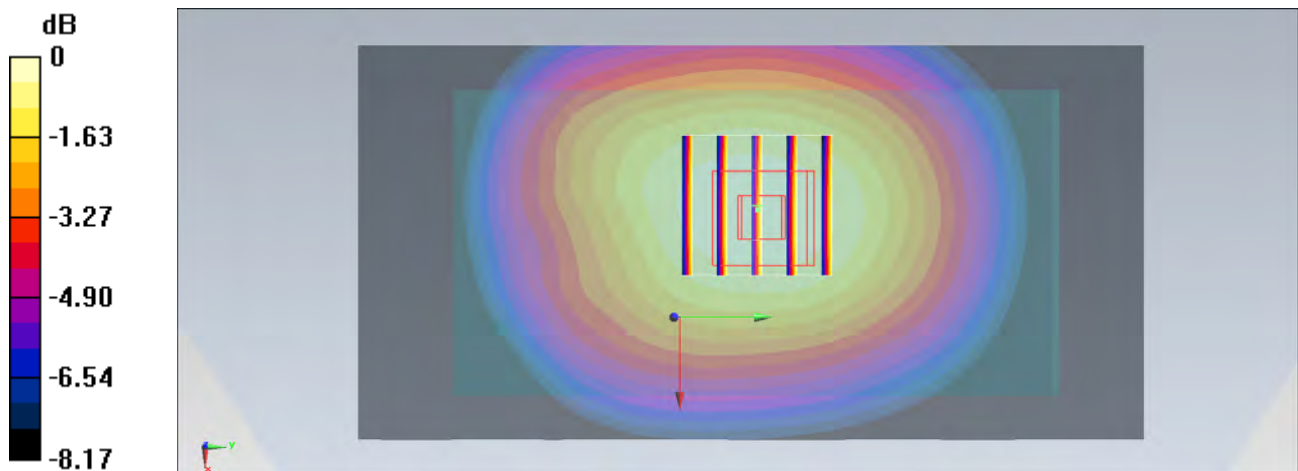
Configuration/Ch20450/Zoom Scan (5x5x7)/Cube 0: Measurement grid: dx=8mm, dy=8mm, dz=5mm

Reference Value = 26.527 V/m; Power Drift = -0.08 dB

Peak SAR (extrapolated) = 0.725 W/kg

SAR(1 g) = 0.569 W/kg; SAR(10 g) = 0.427 W/kg

Maximum value of SAR (measured) = 0.628 W/kg



0 dB = 0.628 W/kg = -2.02 dBW/kg

#26_LTE Band 4_10M_QPSK_1RB_0Offset_Front_1cm_Ch20175;Battery1_With Scanner

DUT: 322304-07

Communication System: LTE; Frequency: 1732.5 MHz; Duty Cycle: 1:1

Medium: MSL_1750_130625 Medium parameters used : $f = 1732.5$ MHz; $\sigma = 1.508$ mho/m; $\epsilon_r = 51.786$;

$\rho = 1000$ kg/m³

Ambient Temperature : 22.4 °C ; Liquid Temperature : 21.4 °C

DASY5 Configuration:

- Probe: EX3DV4 - SN3792; ConvF(7.61, 7.61, 7.61); Calibrated: 2013/6/4;
- Sensor-Surface: 2mm (Mechanical Surface Detection)
- Electronics: DAE4 Sn1338; Calibrated: 2013/5/28
- Phantom: SAM Right; Type: QD000P40CC; Serial: TP:1383
- Measurement SW: DASY52, Version 52.8 (3); SEMCAD X Version 14.6.5 (6469)

Configuration/Ch20175/Area Scan (61x121x1): Measurement grid: dx=15mm, dy=15mm

Maximum value of SAR (interpolated) = 0.412 mW/g

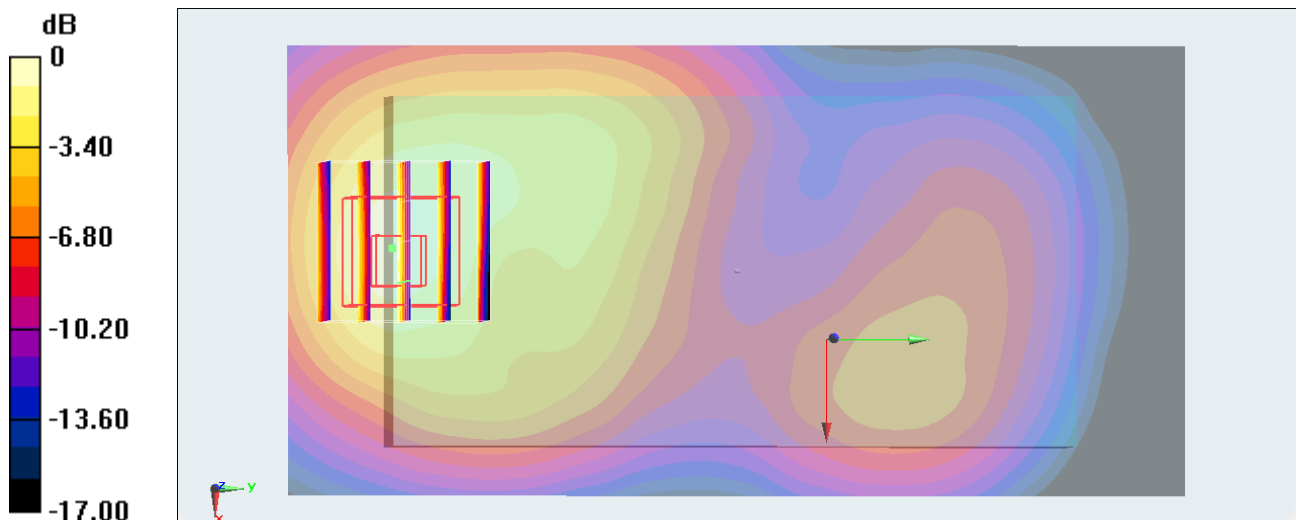
Configuration/Ch20175/Zoom Scan (5x5x7)/Cube 0: Measurement grid: dx=8mm, dy=8mm, dz=5mm

Reference Value = 17.489 V/m; Power Drift = -0.07 dB

Peak SAR (extrapolated) = 0.549 mW/g

SAR(1 g) = 0.342 mW/g; SAR(10 g) = 0.199 mW/g

Maximum value of SAR (measured) = 0.446 mW/g



0 dB = 0.446 mW/g = -7.01 dB mW/g

#23_LTE Band 4_10M_QPSK_1RB_0Offset_Back_1cm_Ch20175;Battery1_With Scanner

DUT: 322304-07

Communication System: LTE; Frequency: 1732.5 MHz; Duty Cycle: 1:1

Medium: MSL_1750_130625 Medium parameters used : $f = 1732.5$ MHz; $\sigma = 1.508$ mho/m; $\epsilon_r = 51.786$;

$\rho = 1000$ kg/m³

Ambient Temperature : 22.4 °C ; Liquid Temperature : 21.4 °C

DASY5 Configuration:

- Probe: EX3DV4 - SN3792; ConvF(7.61, 7.61, 7.61); Calibrated: 2013/6/4;
- Sensor-Surface: 2mm (Mechanical Surface Detection)
- Electronics: DAE4 Sn1338; Calibrated: 2013/5/28
- Phantom: SAM Right; Type: QD000P40CC; Serial: TP:1383
- Measurement SW: DASY52, Version 52.8 (3); SEMCAD X Version 14.6.5 (6469)

Configuration/Ch20175/Area Scan (61x121x1): Measurement grid: dx=15mm, dy=15mm

Maximum value of SAR (interpolated) = 1.36 mW/g

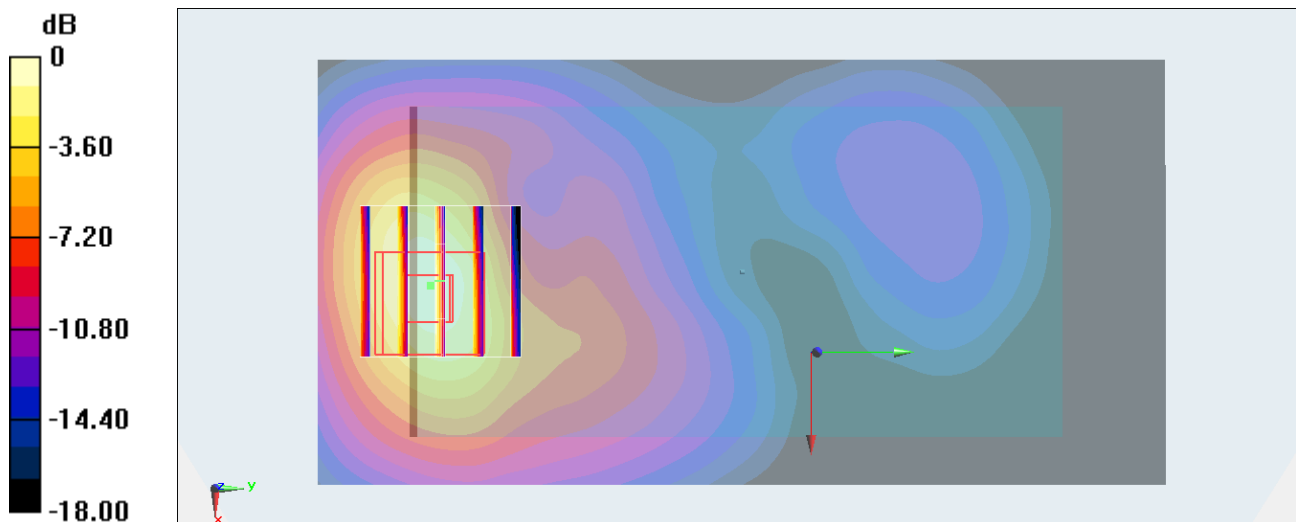
Configuration/Ch20175/Zoom Scan (5x5x7)/Cube 0: Measurement grid: dx=8mm, dy=8mm, dz=5mm

Reference Value = 31.660 V/m; Power Drift = -0.03 dB

Peak SAR (extrapolated) = 1.762 mW/g

SAR(1 g) = 1.1 mW/g; SAR(10 g) = 0.612 mW/g

Maximum value of SAR (measured) = 1.42 mW/g



0 dB = 1.42 mW/g = 3.05 dB mW/g

#27_LTE Band 4_10M_QPSK_1RB_0Offset_Left Side_1cm_Ch20175;Battery1_With Scanner

DUT: 322304-07

Communication System: LTE; Frequency: 1732.5 MHz; Duty Cycle: 1:1

Medium: MSL_1750_130625 Medium parameters used : $f = 1732.5$ MHz; $\sigma = 1.508$ mho/m; $\epsilon_r = 51.786$;

$\rho = 1000$ kg/m³

Ambient Temperature : 22.4 °C ; Liquid Temperature : 21.4 °C

DASY5 Configuration:

- Probe: EX3DV4 - SN3792; ConvF(7.61, 7.61, 7.61); Calibrated: 2013/6/4;
- Sensor-Surface: 2mm (Mechanical Surface Detection)
- Electronics: DAE4 Sn1338; Calibrated: 2013/5/28
- Phantom: SAM Right; Type: QD000P40CC; Serial: TP:1383
- Measurement SW: DASY52, Version 52.8 (3); SEMCAD X Version 14.6.5 (6469)

Configuration/Ch20175/Area Scan (41x121x1): Measurement grid: dx=15mm, dy=15mm

Maximum value of SAR (interpolated) = 0.0759 mW/g

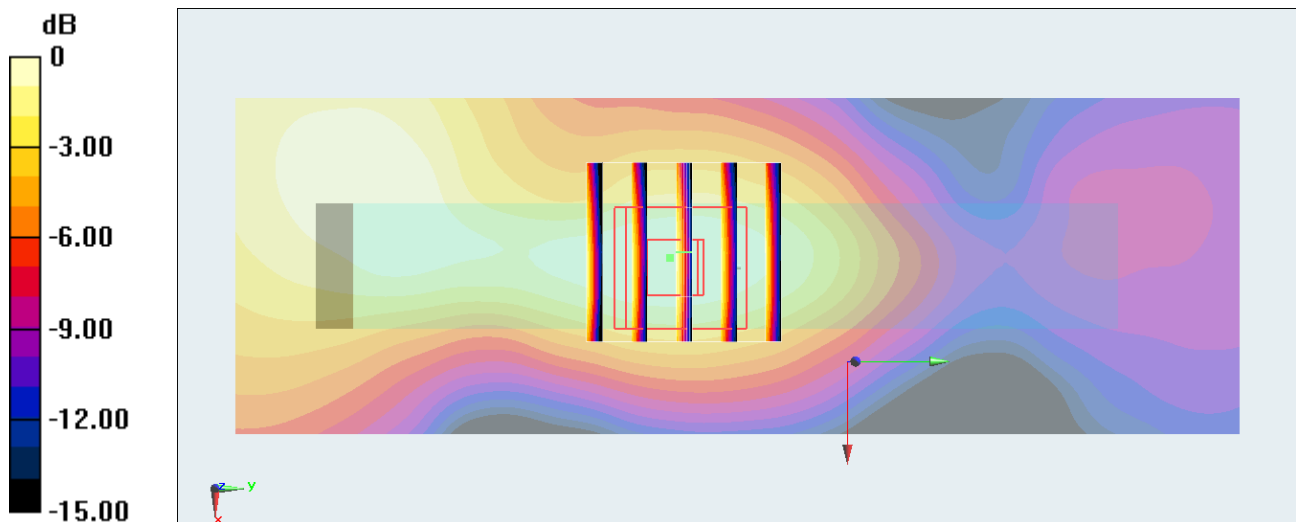
Configuration/Ch20175/Zoom Scan (5x5x7)/Cube 0: Measurement grid: dx=8mm, dy=8mm, dz=5mm

Reference Value = 7.081 V/m; Power Drift = 0.01 dB

Peak SAR (extrapolated) = 0.091 mW/g

SAR(1 g) = 0.057 mW/g; SAR(10 g) = 0.034 mW/g

Maximum value of SAR (measured) = 0.0735 mW/g



0 dB = 0.0735 mW/g = -22.67 dB mW/g

#28_LTE Band 4_10M_QPSK_1RB_0Offset_Right Side_1cm_Ch20175;Battery1_With Scanner

DUT: 322304-07

Communication System: LTE; Frequency: 1732.5 MHz; Duty Cycle: 1:1

Medium: MSL_1750_130625 Medium parameters used : $f = 1732.5$ MHz; $\sigma = 1.508$ mho/m; $\epsilon_r = 51.786$;

$\rho = 1000$ kg/m³

Ambient Temperature : 22.4 °C ; Liquid Temperature : 21.4 °C

DASY5 Configuration:

- Probe: EX3DV4 - SN3792; ConvF(7.61, 7.61, 7.61); Calibrated: 2013/6/4;
- Sensor-Surface: 2mm (Mechanical Surface Detection)
- Electronics: DAE4 Sn1338; Calibrated: 2013/5/28
- Phantom: SAM Right; Type: QD000P40CC; Serial: TP:1383
- Measurement SW: DASY52, Version 52.8 (3); SEMCAD X Version 14.6.5 (6469)

Configuration/Ch20175/Area Scan (41x121x1): Measurement grid: dx=15mm, dy=15mm

Maximum value of SAR (interpolated) = 0.135 mW/g

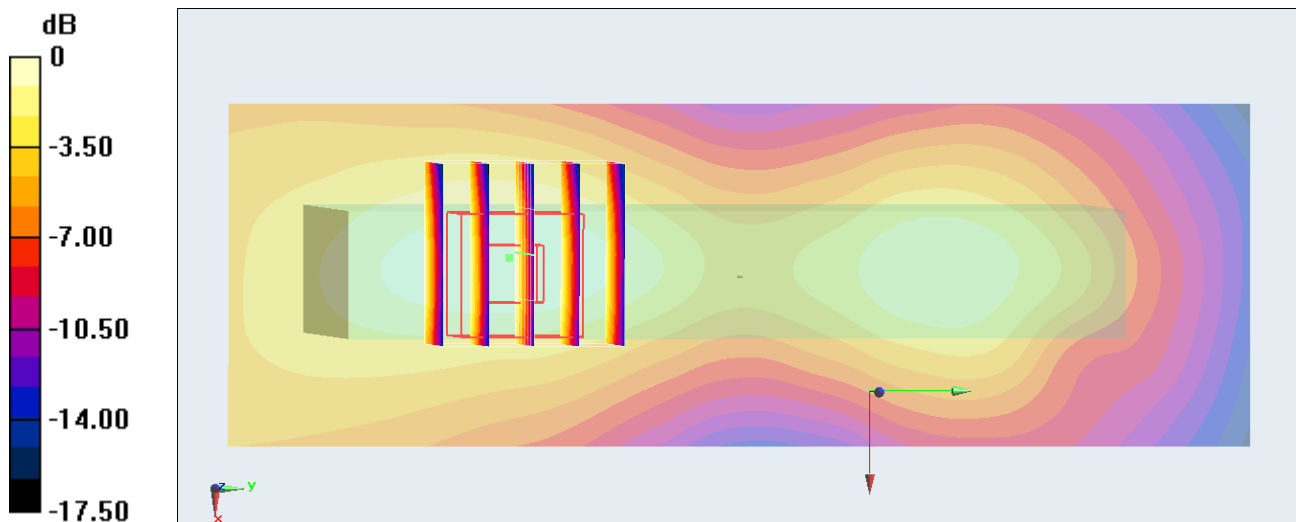
Configuration/Ch20175/Zoom Scan (5x5x7)/Cube 0: Measurement grid: dx=8mm, dy=8mm, dz=5mm

Reference Value = 9.687 V/m; Power Drift = -0.09 dB

Peak SAR (extrapolated) = 0.168 mW/g

SAR(1 g) = 0.104 mW/g; SAR(10 g) = 0.064 mW/g

Maximum value of SAR (measured) = 0.130 mW/g



0 dB = 0.130 mW/g = -17.72 dB mW/g

**#29_LTE Band 4_10M_QPSK_1RB_0Offset_Bottom
Side_1cm_Ch20175;Battery1_With Scanner**

DUT: 322304-07

Communication System: LTE; Frequency: 1732.5 MHz; Duty Cycle: 1:1

Medium: MSL_1750_130625 Medium parameters used : $f = 1732.5$ MHz; $\sigma = 1.508$ mho/m; $\epsilon_r = 51.786$;

$\rho = 1000$ kg/m³

Ambient Temperature : 22.4 °C ; Liquid Temperature : 21.4 °C

DASY5 Configuration:

- Probe: EX3DV4 - SN3792; ConvF(7.61, 7.61, 7.61); Calibrated: 2013/6/4;
- Sensor-Surface: 2mm (Mechanical Surface Detection)
- Electronics: DAE4 Sn1338; Calibrated: 2013/5/28
- Phantom: SAM Right; Type: QD000P40CC; Serial: TP:1383
- Measurement SW: DASY52, Version 52.8 (3); SEMCAD X Version 14.6.5 (6469)

Configuration/Ch20175/Area Scan (41x71x1): Measurement grid: dx=15mm, dy=15mm

Maximum value of SAR (interpolated) = 1.11 mW/g


Configuration/Ch20175/Zoom Scan (5x5x7)/Cube 0: Measurement grid: dx=8mm, dy=8mm, dz=5mm

Reference Value = 27.053 V/m; Power Drift = 0.14 dB

Peak SAR (extrapolated) = 1.376 mW/g

SAR(1 g) = 0.829 mW/g; SAR(10 g) = 0.465 mW/g

Maximum value of SAR (measured) = 1.06 mW/g



0 dB = 1.06 mW/g = 0.51 dB mW/g

#30_LTE Band 4_10M_QPSK_1RB_0Offset_Back_1cm_Ch20175;Battery2_With Scanner

DUT: 322304-07

Communication System: LTE; Frequency: 1732.5 MHz; Duty Cycle: 1:1

Medium: MSL_1750_130625 Medium parameters used : $f = 1732.5$ MHz; $\sigma = 1.508$ mho/m; $\epsilon_r = 51.786$;

$\rho = 1000$ kg/m³

Ambient Temperature : 22.4 °C ; Liquid Temperature : 21.4 °C

DASY5 Configuration:

- Probe: EX3DV4 - SN3792; ConvF(7.61, 7.61, 7.61); Calibrated: 2013/6/4;
- Sensor-Surface: 2mm (Mechanical Surface Detection)
- Electronics: DAE4 Sn1338; Calibrated: 2013/5/28
- Phantom: SAM Right; Type: QD000P40CC; Serial: TP:1383
- Measurement SW: DASY52, Version 52.8 (3); SEMCAD X Version 14.6.5 (6469)

Configuration/Ch20175/Area Scan (61x121x1): Measurement grid: dx=15mm, dy=15mm

Maximum value of SAR (interpolated) = 0.602 mW/g

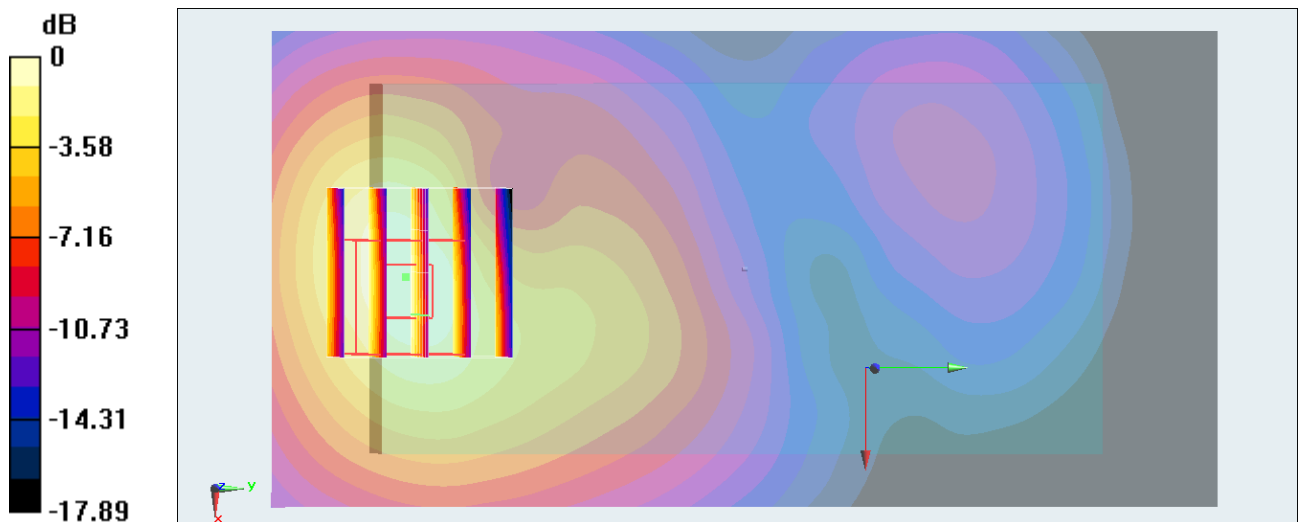
Configuration/Ch20175/Zoom Scan (5x5x7)/Cube 0: Measurement grid: dx=8mm, dy=8mm, dz=5mm

Reference Value = 20.302 V/m; Power Drift = -0.09 dB

Peak SAR (extrapolated) = 0.727 mW/g

SAR(1 g) = 0.464 mW/g; SAR(10 g) = 0.279 mW/g

Maximum value of SAR (measured) = 0.589 mW/g



0 dB = 0.589 mW/g = -4.60 dB mW/g

#31_LTE Band 4_10M_QPSK_1RB_0Offset_Back_1cm_Ch20175;Battery1_Without Scanner

DUT: 322304-07

Communication System: LTE; Frequency: 1732.5 MHz; Duty Cycle: 1:1

Medium: MSL_1750_130625 Medium parameters used: $f = 1732.5$ MHz; $\sigma = 1.508$ mho/m; $\epsilon_r = 51.786$;

$\rho = 1000$ kg/m³

Ambient Temperature : 22.4 °C ; Liquid Temperature : 21.4 °C

DASY5 Configuration:

- Probe: EX3DV4 - SN3792; ConvF(7.61, 7.61, 7.61); Calibrated: 2013/6/4;
- Sensor-Surface: 2mm (Mechanical Surface Detection)
- Electronics: DAE4 Sn1338; Calibrated: 2013/5/28
- Phantom: SAM Right; Type: QD000P40CC; Serial: TP:1383
- Measurement SW: DASY52, Version 52.8 (3);SEMCAD X Version 14.6.5 (6469)

Configuration/Ch20175/Area Scan (61x121x1): Measurement grid: dx=15mm, dy=15mm

Maximum value of SAR (interpolated) = 1.54 mW/g

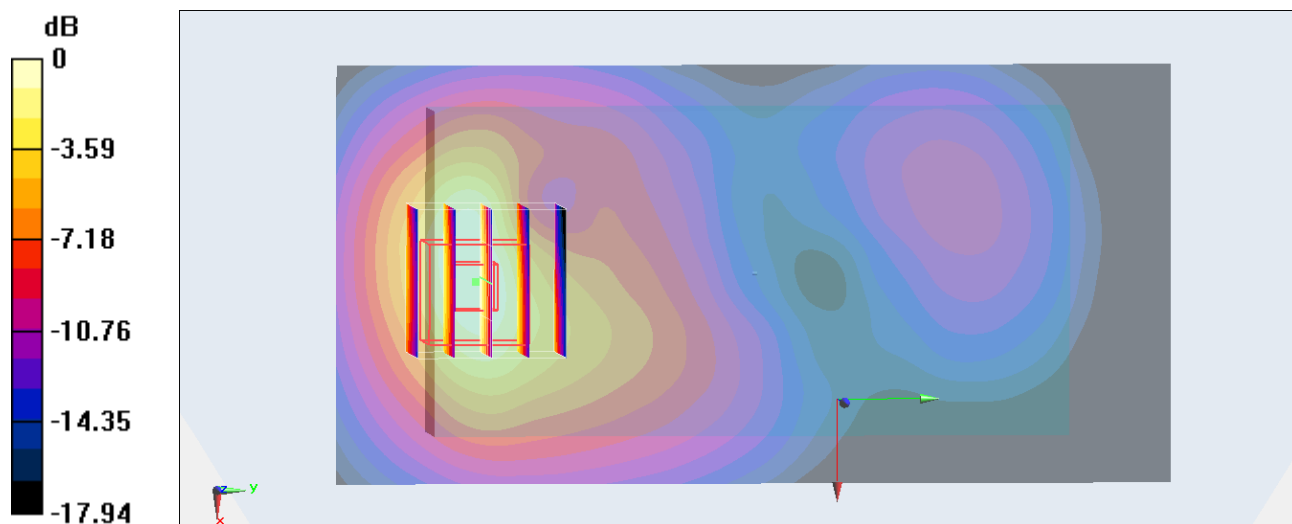
Configuration/Ch20175/Zoom Scan (5x5x7)/Cube 0: Measurement grid: dx=8mm, dy=8mm, dz=5mm

Reference Value = 31.404 V/m; Power Drift = -0.00 dB

Peak SAR (extrapolated) = 1.733 mW/g

SAR(1 g) = 1.07 mW/g; SAR(10 g) = 0.597 mW/g

Maximum value of SAR (measured) = 1.41 mW/g



0 dB = 1.41 mW/g = 2.98 dB mW/g

#32_LTE Band 4_10M_QPSK_1RB_0Offset_Back_1cm_Ch20000;Battery1_With Scanner

DUT: 322304-07

Communication System: LTE; Frequency: 1715 MHz; Duty Cycle: 1:1

Medium: MSL_1750_130625 Medium parameters used: $f = 1715$ MHz; $\sigma = 1.491$ mho/m; $\epsilon_r = 51.844$; $\rho = 1000$ kg/m³

Ambient Temperature : 22.4 °C ; Liquid Temperature : 21.4 °C

DASY5 Configuration:

- Probe: EX3DV4 - SN3792; ConvF(7.61, 7.61, 7.61); Calibrated: 2013/6/4;
- Sensor-Surface: 2mm (Mechanical Surface Detection)
- Electronics: DAE4 Sn1338; Calibrated: 2013/5/28
- Phantom: SAM Right; Type: QD000P40CC; Serial: TP:1383
- Measurement SW: DASY52, Version 52.8 (3);SEMCAD X Version 14.6.5 (6469)

Configuration/Ch20000/Area Scan (61x121x1): Measurement grid: dx=15mm, dy=15mm
Maximum value of SAR (interpolated) = 1.54 mW/g

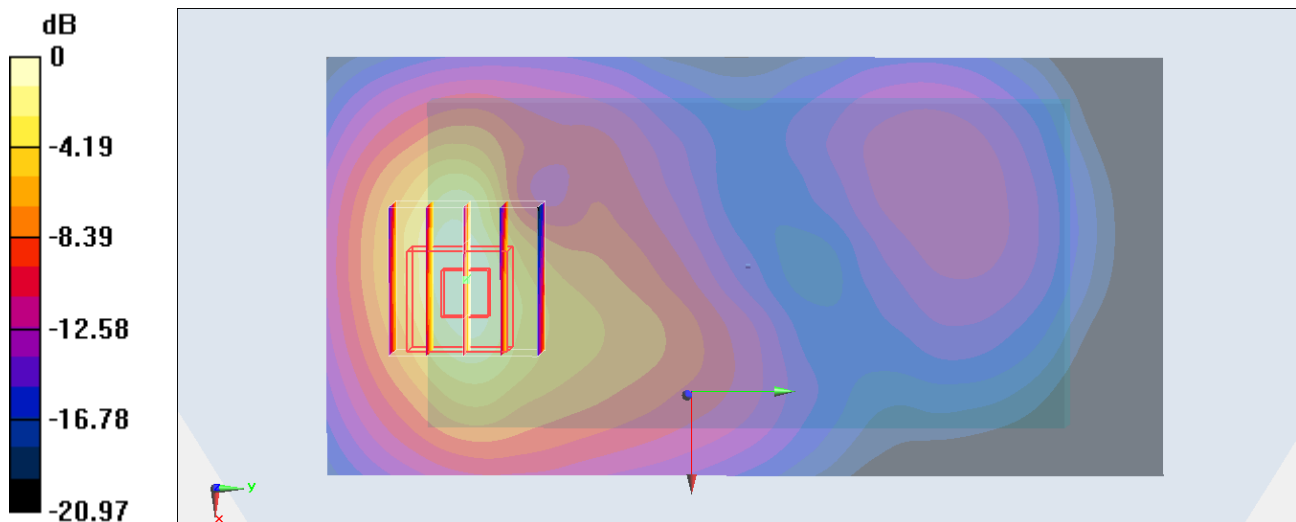
Configuration/Ch20000/Zoom Scan (5x5x7)/Cube 0: Measurement grid: dx=8mm, dy=8mm, dz=5mm

Reference Value = 33.183 V/m; Power Drift = 0.09 dB

Peak SAR (extrapolated) = 1.892 mW/g

SAR(1 g) = 1.17 mW/g; SAR(10 g) = 0.653 mW/g

Maximum value of SAR (measured) = 1.53 mW/g



0 dB = 1.53 mW/g = 3.69 dB mW/g

#33_LTE Band 4_10M_QPSK_1RB_0Offset_Back_1cm_Ch20350;Battery1_With Scanner

DUT: 322304-07

Communication System: LTE; Frequency: 1750 MHz; Duty Cycle: 1:1

Medium: MSL_1750_130625 Medium parameters used: $f = 1750$ MHz; $\sigma = 1.525$ mho/m; $\epsilon_r = 51.728$; $\rho = 1000$ kg/m³

Ambient Temperature : 22.4 °C ; Liquid Temperature : 21.4 °C

DASY5 Configuration:

- Probe: EX3DV4 - SN3792; ConvF(7.61, 7.61, 7.61); Calibrated: 2013/6/4;
- Sensor-Surface: 2mm (Mechanical Surface Detection)
- Electronics: DAE4 Sn1338; Calibrated: 2013/5/28
- Phantom: SAM Right; Type: QD000P40CC; Serial: TP:1383
- Measurement SW: DASY52, Version 52.8 (3); SEMCAD X Version 14.6.5 (6469)

Configuration/Ch20350/Area Scan (61x121x1): Measurement grid: dx=15mm, dy=15mm
Maximum value of SAR (interpolated) = 1.37 mW/g

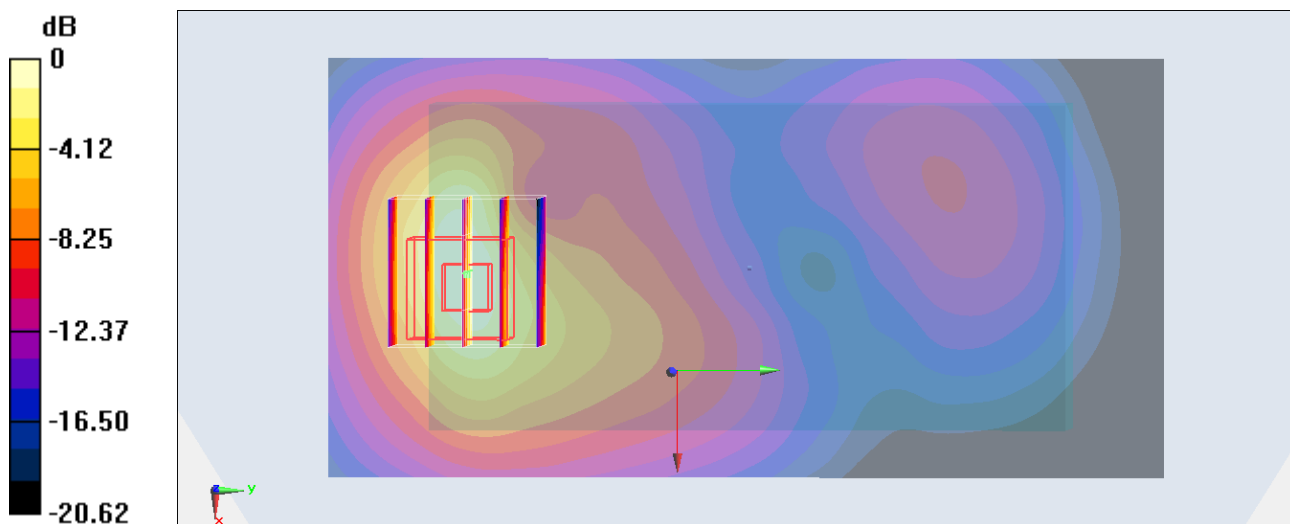
Configuration/Ch20350/Zoom Scan (5x5x7)/Cube 0: Measurement grid: dx=8mm, dy=8mm, dz=5mm

Reference Value = 30.719 V/m; Power Drift = -0.08 dB

Peak SAR (extrapolated) = 1.674 mW/g

SAR(1 g) = 1.04 mW/g; SAR(10 g) = 0.573 mW/g

Maximum value of SAR (measured) = 1.36 mW/g



0 dB = 1.36 mW/g = 2.67 dB mW/g

#40_LTE Band 4_10M_QPSK_25RB_12Offset_Back_1cm_Ch20175;Battery1_With Scanner

DUT: 322304-07

Communication System: LTE; Frequency: 1732.5 MHz; Duty Cycle: 1:1

Medium: MSL_1750_130625 Medium parameters used: $f = 1732.5$ MHz; $\sigma = 1.508$ mho/m; $\epsilon_r = 51.786$;

$\rho = 1000$ kg/m³

Ambient Temperature : 22.4 °C ; Liquid Temperature : 21.4 °C

DASY5 Configuration:

- Probe: EX3DV4 - SN3792; ConvF(7.61, 7.61, 7.61); Calibrated: 2013/6/4;
- Sensor-Surface: 2mm (Mechanical Surface Detection)
- Electronics: DAE4 Sn1338; Calibrated: 2013/5/28
- Phantom: SAM Right; Type: QD000P40CC; Serial: TP:1383
- Measurement SW: DASY52, Version 52.8 (3); SEMCAD X Version 14.6.5 (6469)

Configuration/Ch20175/Area Scan (61x121x1): Measurement grid: dx=15mm, dy=15mm

Maximum value of SAR (interpolated) = 1.30 mW/g

Configuration/Ch20175/Zoom Scan (5x5x7)/Cube 0: Measurement grid: dx=8mm, dy=8mm,

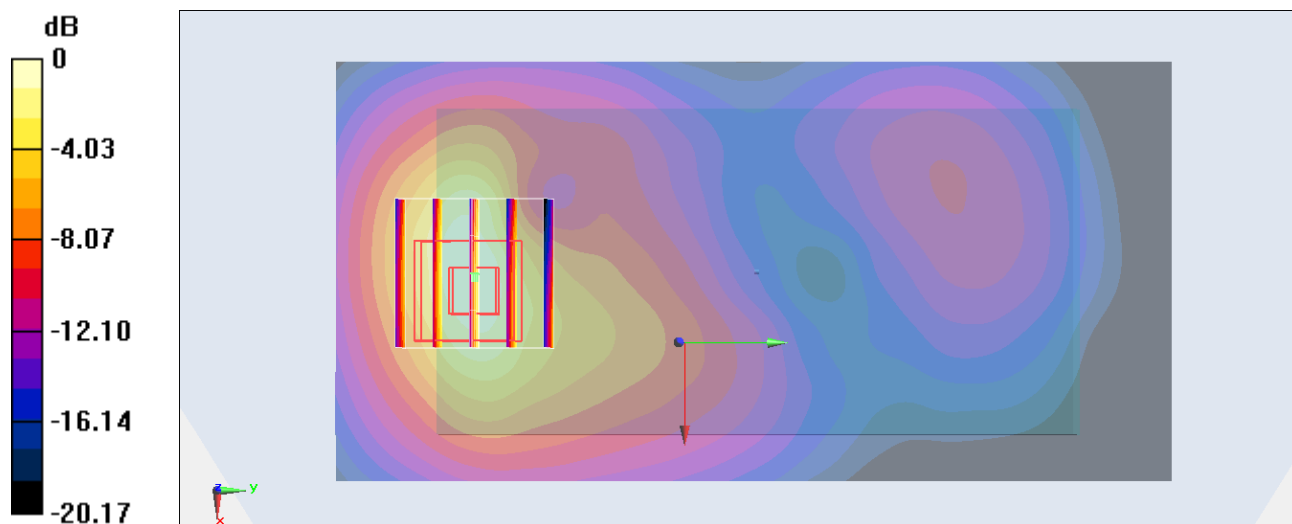
dz=5mm

Reference Value = 30.013 V/m; Power Drift = 0.05 dB

Peak SAR (extrapolated) = 1.590 mW/g

SAR(1 g) = 0.973 mW/g; SAR(10 g) = 0.536 mW/g

Maximum value of SAR (measured) = 1.29 mW/g



0 dB = 1.29 mW/g = 2.21 dB mW/g

#41_LTE Band 4_10M_QPSK_25RB_12Offset_Back_1cm_Ch20000;Battery1_With Scanner

DUT: 322304-07

Communication System: LTE; Frequency: 1715 MHz; Duty Cycle: 1:1

Medium: MSL_1750_130625 Medium parameters used: $f = 1715$ MHz; $\sigma = 1.491$ mho/m; $\epsilon_r = 51.844$; $\rho = 1000$ kg/m³

Ambient Temperature : 22.4 °C ; Liquid Temperature : 21.4 °C

DASY5 Configuration:

- Probe: EX3DV4 - SN3792; ConvF(7.61, 7.61, 7.61); Calibrated: 2013/6/4;
- Sensor-Surface: 2mm (Mechanical Surface Detection)
- Electronics: DAE4 Sn1338; Calibrated: 2013/5/28
- Phantom: SAM Right; Type: QD000P40CC; Serial: TP:1383
- Measurement SW: DASY52, Version 52.8 (3); SEMCAD X Version 14.6.5 (6469)

Configuration/Ch20000/Area Scan (61x121x1): Measurement grid: dx=15mm, dy=15mm
Maximum value of SAR (interpolated) = 1.48 mW/g

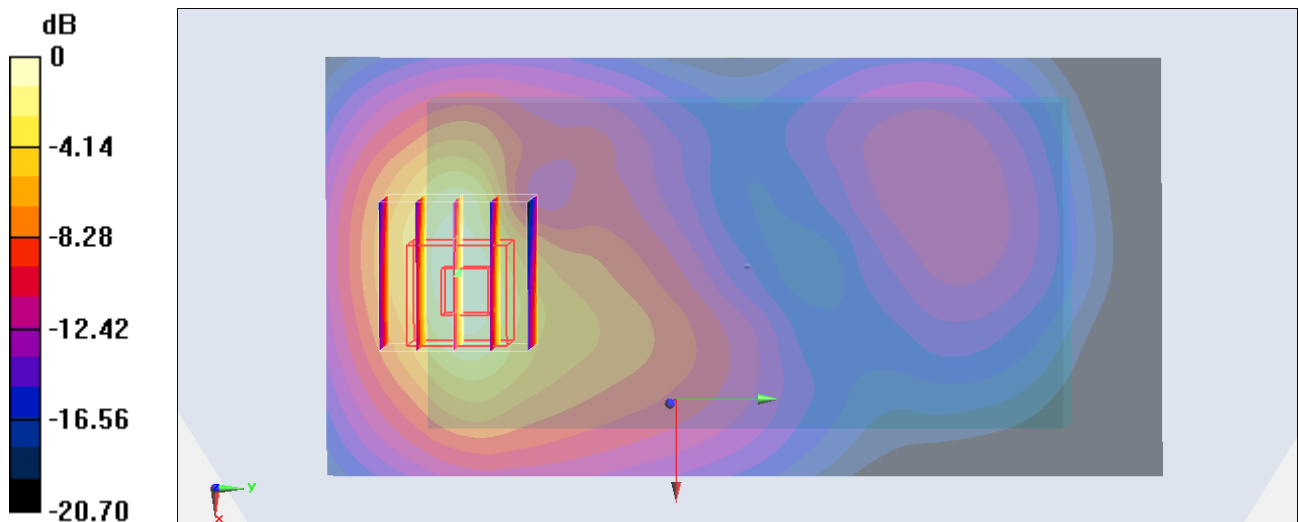
Configuration/Ch20000/Zoom Scan (5x5x7)/Cube 0: Measurement grid: dx=8mm, dy=8mm, dz=5mm

Reference Value = 31.948 V/m; Power Drift = -0.04 dB

Peak SAR (extrapolated) = 1.802 mW/g

SAR(1 g) = 1.11 mW/g; SAR(10 g) = 0.613 mW/g

Maximum value of SAR (measured) = 1.46 mW/g



0 dB = 1.46 mW/g = 3.29 dB mW/g

#42_LTE Band 4_10M_QPSK_25RB_12Offset_Back_1cm_Ch20350;Battery1_With Scanner

DUT: 322304-07

Communication System: LTE; Frequency: 1750 MHz; Duty Cycle: 1:1

Medium: MSL_1750_130625 Medium parameters used: $f = 1750$ MHz; $\sigma = 1.525$ mho/m; $\epsilon_r = 51.728$; $\rho = 1000$ kg/m³

Ambient Temperature : 22.4 °C ; Liquid Temperature : 21.4 °C

DASY5 Configuration:

- Probe: EX3DV4 - SN3792; ConvF(7.61, 7.61, 7.61); Calibrated: 2013/6/4;
- Sensor-Surface: 2mm (Mechanical Surface Detection)
- Electronics: DAE4 Sn1338; Calibrated: 2013/5/28
- Phantom: SAM Right; Type: QD000P40CC; Serial: TP:1383
- Measurement SW: DASY52, Version 52.8 (3); SEMCAD X Version 14.6.5 (6469)

Configuration/Ch20350/Area Scan (61x121x1): Measurement grid: dx=15mm, dy=15mm
Maximum value of SAR (interpolated) = 1.31 mW/g

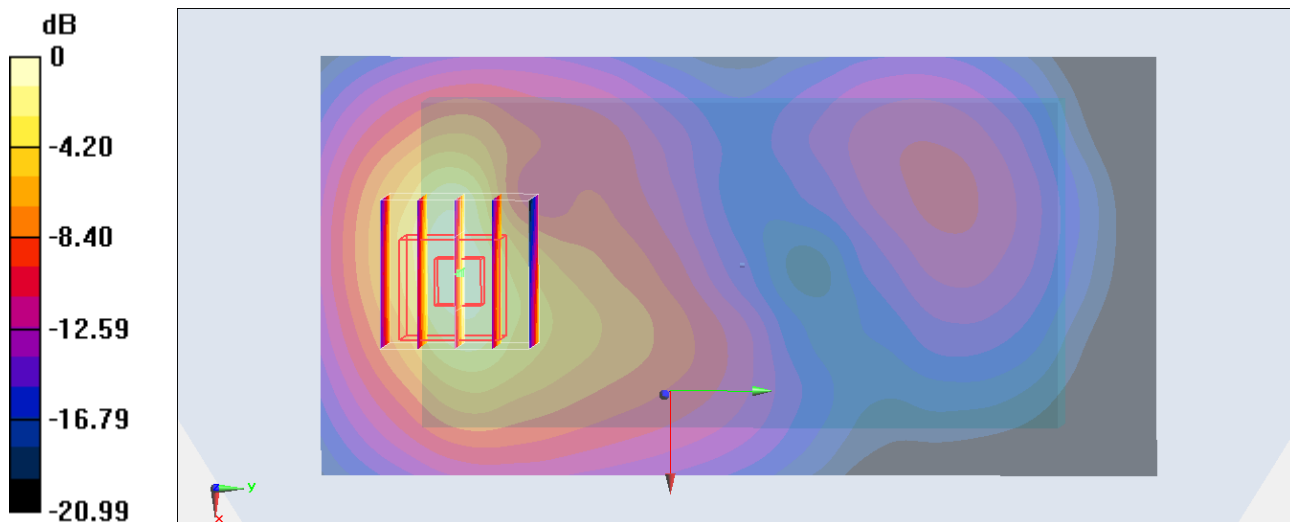
Configuration/Ch20350/Zoom Scan (5x5x7)/Cube 0: Measurement grid: dx=8mm, dy=8mm, dz=5mm

Reference Value = 30.249 V/m; Power Drift = -0.03 dB

Peak SAR (extrapolated) = 1.687 mW/g

SAR(1 g) = 1 mW/g; SAR(10 g) = 0.545 mW/g

Maximum value of SAR (measured) = 1.37 mW/g



0 dB = 1.37 mW/g = 2.73 dB mW/g

#43_LTE Band 4_10M_QPSK_50RB_0Offset_Back_1cm_Ch20000;Battery1_With Scanner

DUT: 322304-07

Communication System: LTE; Frequency: 1715 MHz; Duty Cycle: 1:1

Medium: MSL_1750_130625 Medium parameters used: $f = 1715$ MHz; $\sigma = 1.491$ mho/m; $\epsilon_r = 51.844$; $\rho = 1000$ kg/m³

Ambient Temperature : 22.4 °C ; Liquid Temperature : 21.4 °C

DASY5 Configuration:

- Probe: EX3DV4 - SN3792; ConvF(7.61, 7.61, 7.61); Calibrated: 2013/6/4;
- Sensor-Surface: 2mm (Mechanical Surface Detection)
- Electronics: DAE4 Sn1338; Calibrated: 2013/5/28
- Phantom: SAM Right; Type: QD000P40CC; Serial: TP:1383
- Measurement SW: DASY52, Version 52.8 (3); SEMCAD X Version 14.6.5 (6469)

Configuration/Ch20000/Area Scan (61x121x1): Measurement grid: dx=15mm, dy=15mm
Maximum value of SAR (interpolated) = 1.44 mW/g

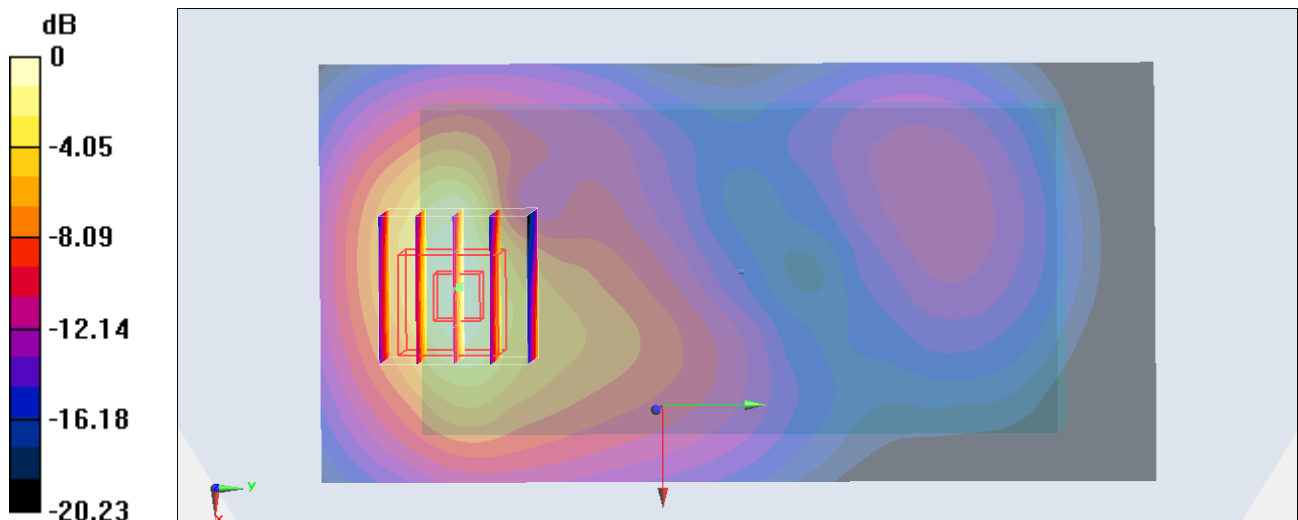
Configuration/Ch20000/Zoom Scan (5x5x7)/Cube 0: Measurement grid: dx=8mm, dy=8mm, dz=5mm

Reference Value = 31.875 V/m; Power Drift = -0.03 dB

Peak SAR (extrapolated) = 1.771 mW/g

SAR(1 g) = 1.08 mW/g; SAR(10 g) = 0.596 mW/g

Maximum value of SAR (measured) = 1.44 mW/g



0 dB = 1.44 mW/g = 3.17 dB mW/g

#127_LTE Band 4_QPSK_10M_1RB_0Offset_Back_1.5cm_Ch20175;Battery1_With Scanner

DUT: 322304-07

Communication System:LTE; Frequency: 1732.5 MHz;Duty Cycle: 1:1

Medium: MSL_1750_130702 Medium parameters used: $f = 1732.5$ MHz; $\sigma = 1.511$ S/m; $\epsilon_r = 51.816$; $\rho =$

1000 kg/m³

Ambient Temperature : 22.3 °C; Liquid Temperature : 21.3 °C

DASY5 Configuration:

- Probe: ES3DV3 - SN3270; ConvF(4.98, 4.98, 4.98); Calibrated: 2012/9/28;
- Sensor-Surface: 3mm (Mechanical Surface Detection)
- Electronics: DAE4 Sn778; Calibrated: 2012/8/27
- Phantom: SAM-Left; Type: QD 000 P40 C; Serial: TP-1478
- Measurement SW: DASY52, Version 52.8 (6); SEMCAD X Version 14.6.9 (7117)

Configuration/Ch20175/Area Scan (61x121x1): Interpolated grid: dx=1.500 mm, dy=1.500 mm
 Maximum value of SAR (interpolated) = 1.48 W/kg

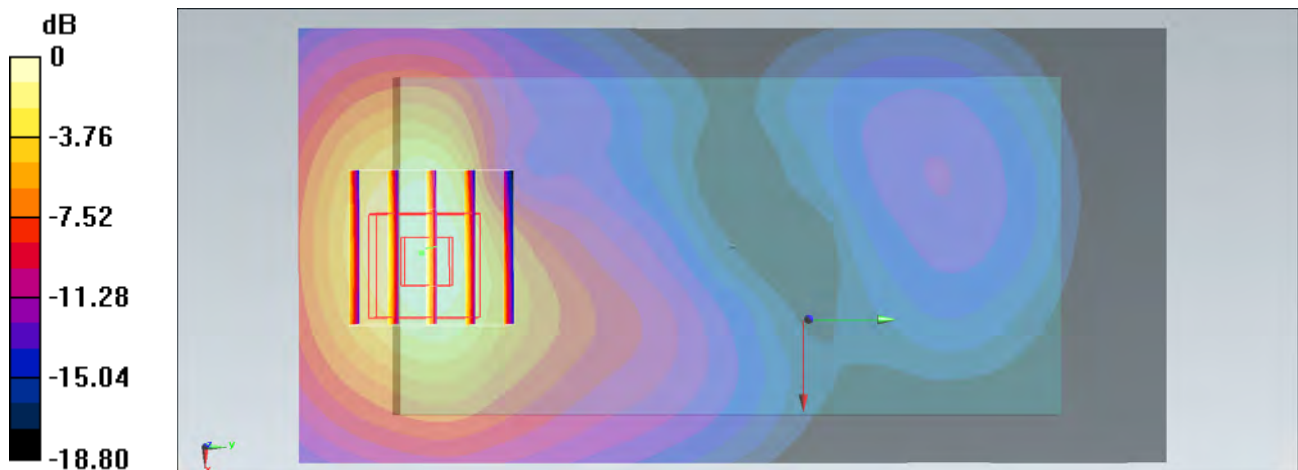
Configuration/Ch20175/Zoom Scan (5x5x7)/Cube 0: Measurement grid: dx=8mm, dy=8mm, dz=5mm

Reference Value = 31.802 V/m; Power Drift = -0.03 dB

Peak SAR (extrapolated) = 1.83 W/kg

SAR(1 g) = 1.16 W/kg; SAR(10 g) = 0.680 W/kg

Maximum value of SAR (measured) = 1.39 W/kg



0 dB = 1.39 W/kg = 1.43 dBW/kg

#128_LTE Band 4_QPSK_10M_1RB_0Offset_Back_1.5cm_Ch20000;Battery1_With Scanner

DUT: 322304-07

Communication System:LTE; Frequency: 1715 MHz;Duty Cycle: 1:1

Medium: MSL_1750_130702 Medium parameters used: $f = 1715$ MHz; $\sigma = 1.494$ S/m; $\epsilon_r = 51.87$; $\rho =$

1000 kg/m³

Ambient Temperature : 22.3 °C ; Liquid Temperature : 21.3 °C

DASY5 Configuration:

- Probe: ES3DV3 - SN3270; ConvF(4.98, 4.98, 4.98); Calibrated: 2012/9/28;
- Sensor-Surface: 3mm (Mechanical Surface Detection)
- Electronics: DAE4 Sn778; Calibrated: 2012/8/27
- Phantom: SAM-Left; Type: QD 000 P40 C; Serial: TP-1478
- Measurement SW: DASY52, Version 52.8 (6); SEMCAD X Version 14.6.9 (7117)

Configuration/Ch20000/Area Scan (61x121x1): Interpolated grid: dx=1.500 mm, dy=1.500 mm
 Maximum value of SAR (interpolated) = 1.73 W/kg

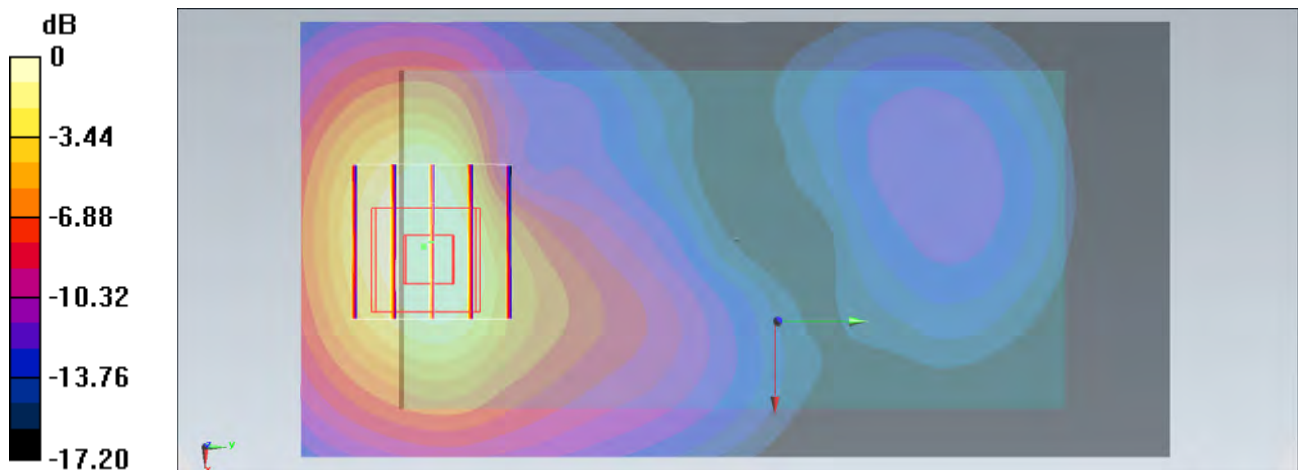
Configuration/Ch20000/Zoom Scan (5x5x7)/Cube 0: Measurement grid: dx=8mm, dy=8mm, dz=5mm

Reference Value = 34.429 V/m; Power Drift = -0.10 dB

Peak SAR (extrapolated) = 1.83 W/kg

SAR(1 g) = 1.19 W/kg; SAR(10 g) = 0.710 W/kg

Maximum value of SAR (measured) = 1.40 W/kg



0 dB = 1.40 W/kg = 1.46 dBW/kg

#129_LTE Band 4_QPSK_10M_1RB_0Offset_Back_1.5cm_Ch20350;Battery1_With Scanner

DUT: 322304-07

Communication System:LTE; Frequency: 1750 MHz;Duty Cycle: 1:1

Medium: MSL_1750_130702 Medium parameters used: $f = 1750$ MHz; $\sigma = 1.528$ S/m; $\epsilon_r = 51.762$; $\rho =$

1000 kg/m³

Ambient Temperature : 22.3 °C; Liquid Temperature : 21.3 °C

DASY5 Configuration:

- Probe: ES3DV3 - SN3270; ConvF(4.98, 4.98, 4.98); Calibrated: 2012/9/28;
- Sensor-Surface: 3mm (Mechanical Surface Detection)
- Electronics: DAE4 Sn778; Calibrated: 2012/8/27
- Phantom: SAM-Left; Type: QD 000 P40 C; Serial: TP-1478
- Measurement SW: DASY52, Version 52.8 (6); SEMCAD X Version 14.6.9 (7117)

Configuration/Ch20350/Area Scan (61x121x1): Interpolated grid: dx=1.500 mm, dy=1.500 mm
 Maximum value of SAR (interpolated) = 1.36 W/kg

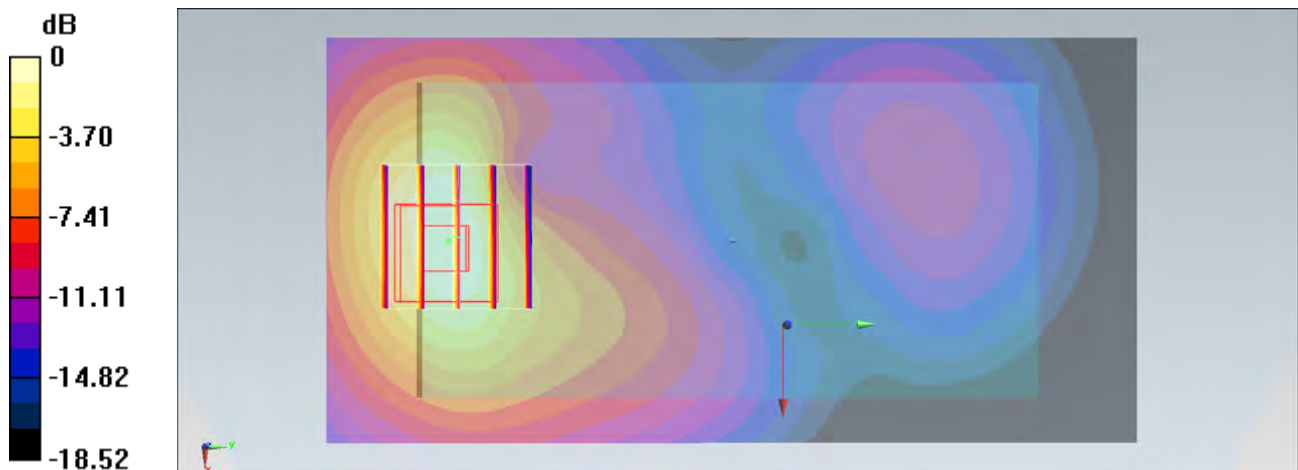
Configuration/Ch20350/Zoom Scan (5x5x7)/Cube 0: Measurement grid: dx=8mm, dy=8mm, dz=5mm

Reference Value = 31.018 V/m; Power Drift = 0.01 dB

Peak SAR (extrapolated) = 1.76 W/kg

SAR(1 g) = 1.12 W/kg; SAR(10 g) = 0.659 W/kg

Maximum value of SAR (measured) = 1.32 W/kg



0 dB = 1.32 W/kg = 1.21 dBW/kg

#135_LTE Band 4_QPSK_10M_1RB_0Offset_Back_0cm_Ch20175;Battery1_With Scanner_Holster

DUT: 322304-07

Communication System: LTE; Frequency: 1732.5 MHz; Duty Cycle: 1:1

Medium: MSL_1750_130702 Medium parameters used: $f = 1732.5$ MHz; $\sigma = 1.511$ S/m; $\epsilon_r = 51.816$; $\rho = 1000$ kg/m³

Ambient Temperature : 22.3 °C ; Liquid Temperature : 21.3 °C

DASY5 Configuration:

- Probe: ES3DV3 - SN3270; ConvF(4.98, 4.98, 4.98); Calibrated: 2012/9/28;
- Sensor-Surface: 3mm (Mechanical Surface Detection)
- Electronics: DAE4 Sn778; Calibrated: 2012/8/27
- Phantom: SAM-Left; Type: QD 000 P40 C; Serial: TP-1478
- Measurement SW: DASY52, Version 52.8 (6); SEMCAD X Version 14.6.9 (7117)

Configuration/Ch20175/Area Scan (61x121x1): Interpolated grid: dx=1.500 mm, dy=1.500 mm
Maximum value of SAR (interpolated) = 1.09 W/kg

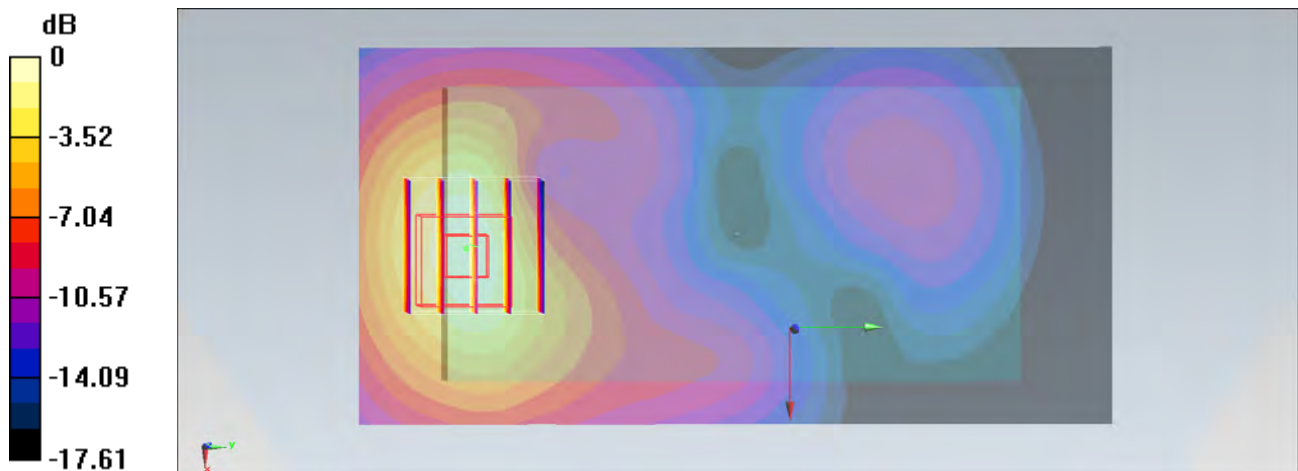
Configuration/Ch20175/Zoom Scan (5x5x7)/Cube 0: Measurement grid: dx=8mm, dy=8mm, dz=5mm

Reference Value = 27.851 V/m; Power Drift = -0.09 dB

Peak SAR (extrapolated) = 1.41 W/kg

SAR(1 g) = 0.910 W/kg; SAR(10 g) = 0.542 W/kg

Maximum value of SAR (measured) = 1.08 W/kg



0 dB = 1.08 W/kg = 0.33 dBW/kg

#137_LTE Band 4_QPSK_10M_25RB_24Offset_Back_1.5cm_Ch20175;Battery1_With Scanner

DUT: 322304-07

Communication System: LTE; Frequency: 1732.5 MHz; Duty Cycle: 1:1

Medium: MSL_1750_130702 Medium parameters used: $f = 1732.5$ MHz; $\sigma = 1.511$ S/m; $\epsilon_r = 51.816$; $\rho = 1000$ kg/m³

Ambient Temperature : 22.3 °C ; Liquid Temperature : 21.3 °C

DASY5 Configuration:

- Probe: ES3DV3 - SN3270; ConvF(4.98, 4.98, 4.98); Calibrated: 2012/9/28;
- Sensor-Surface: 3mm (Mechanical Surface Detection)
- Electronics: DAE4 Sn778; Calibrated: 2012/8/27
- Phantom: SAM-Left; Type: QD 000 P40 C; Serial: TP-1478
- Measurement SW: DASY52, Version 52.8 (6); SEMCAD X Version 14.6.9 (7117)

Configuration/Ch20175/Area Scan (61x121x1): Interpolated grid: dx=1.500 mm, dy=1.500 mm
 Maximum value of SAR (interpolated) = 1.09 W/kg

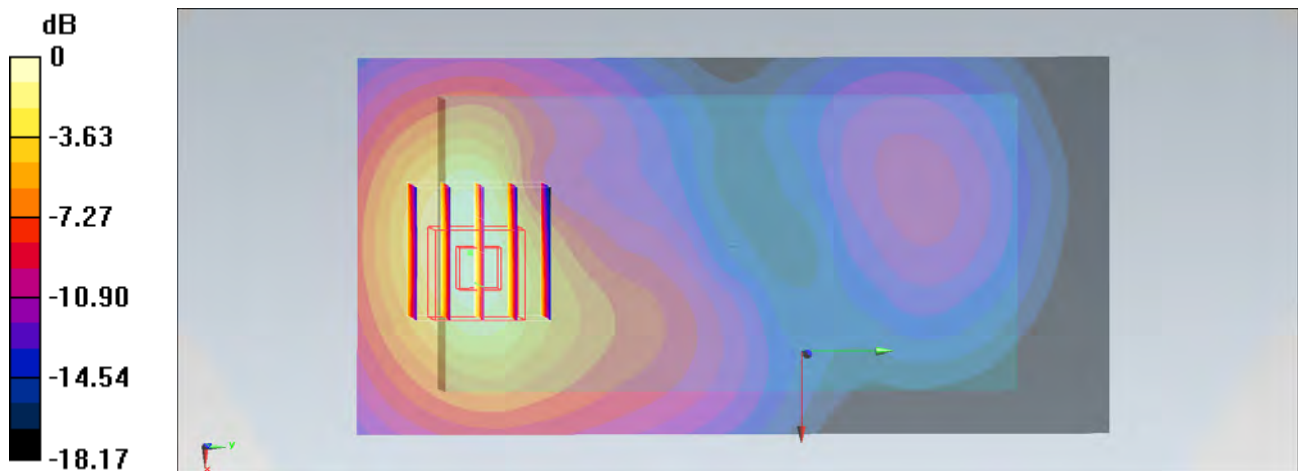
Configuration/Ch20175/Zoom Scan (5x5x7)/Cube 0: Measurement grid: dx=8mm, dy=8mm, dz=5mm

Reference Value = 26.839 V/m; Power Drift = 0.05 dB

Peak SAR (extrapolated) = 1.36 W/kg

SAR(1 g) = 0.872 W/kg; SAR(10 g) = 0.509 W/kg

Maximum value of SAR (measured) = 1.03 W/kg



0 dB = 1.03 W/kg = 0.13 dBW/kg

#138_LTE Band 4_QPSK_10M_25RB_24Offset_Back_1.5cm_Ch20000;Battery1_With Scanner

DUT: 322304-07

Communication System: LTE; Frequency: 1715 MHz; Duty Cycle: 1:1

Medium: MSL_1750_130702 Medium parameters used: $f = 1715$ MHz; $\sigma = 1.494$ S/m; $\epsilon_r = 51.87$; $\rho = 1000$ kg/m³

Ambient Temperature : 22.3 °C ; Liquid Temperature : 21.3 °C

DASY5 Configuration:

- Probe: ES3DV3 - SN3270; ConvF(4.98, 4.98, 4.98); Calibrated: 2012/9/28;
- Sensor-Surface: 3mm (Mechanical Surface Detection)
- Electronics: DAE4 Sn778; Calibrated: 2012/8/27
- Phantom: SAM-Left; Type: QD 000 P40 C; Serial: TP-1478
- Measurement SW: DASY52, Version 52.8 (6); SEMCAD X Version 14.6.9 (7117)

Configuration/Ch20000/Area Scan (61x121x1): Interpolated grid: dx=1.500 mm, dy=1.500 mm
Maximum value of SAR (interpolated) = 1.28 W/kg

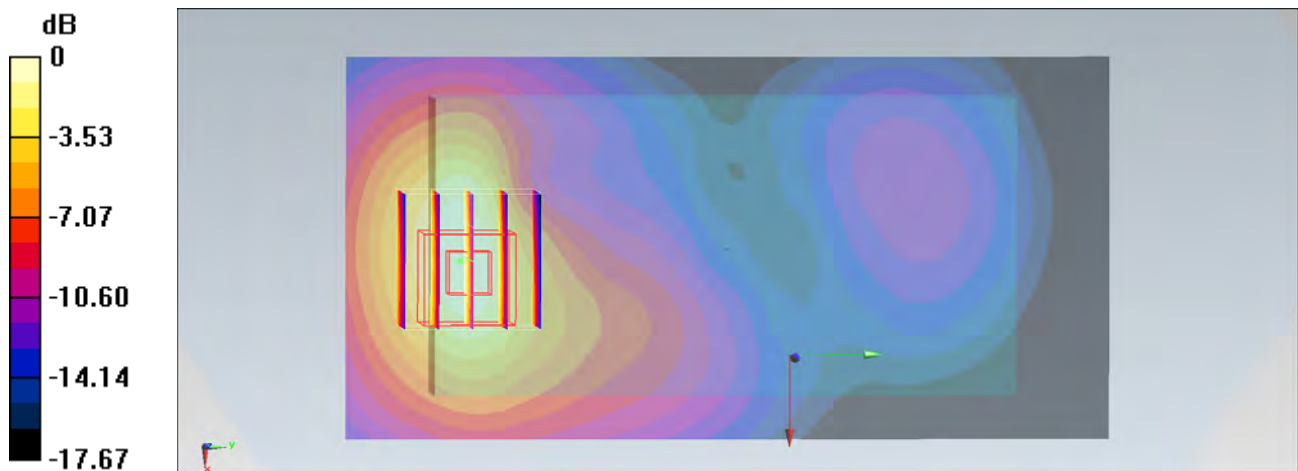
Configuration/Ch20000/Zoom Scan (5x5x7)/Cube 0: Measurement grid: dx=8mm, dy=8mm, dz=5mm

Reference Value = 30.062 V/m; Power Drift = -0.02 dB

Peak SAR (extrapolated) = 1.64 W/kg

SAR(1 g) = 1.05 W/kg; SAR(10 g) = 0.615 W/kg

Maximum value of SAR (measured) = 1.25 W/kg



0 dB = 1.25 W/kg = 0.97 dBW/kg

#139_LTE Band 4_QPSK_10M_25RB_24Offset_Back_1.5cm_Ch20350;Battery1_With Scanner

DUT: 322304-07

Communication System: LTE; Frequency: 1750 MHz; Duty Cycle: 1:1

Medium: MSL_1750_130702 Medium parameters used: $f = 1750$ MHz; $\sigma = 1.528$ S/m; $\epsilon_r = 51.762$; $\rho = 1000$ kg/m³

Ambient Temperature : 22.3 °C ; Liquid Temperature : 21.3 °C

DASY5 Configuration:

- Probe: ES3DV3 - SN3270; ConvF(4.98, 4.98, 4.98); Calibrated: 2012/9/28;
- Sensor-Surface: 3mm (Mechanical Surface Detection)
- Electronics: DAE4 Sn778; Calibrated: 2012/8/27
- Phantom: SAM-Left; Type: QD 000 P40 C; Serial: TP-1478
- Measurement SW: DASY52, Version 52.8 (6); SEMCAD X Version 14.6.9 (7117)

Configuration/Ch20350/Area Scan (61x121x1): Interpolated grid: dx=1.500 mm, dy=1.500 mm
Maximum value of SAR (interpolated) = 1.07 W/kg

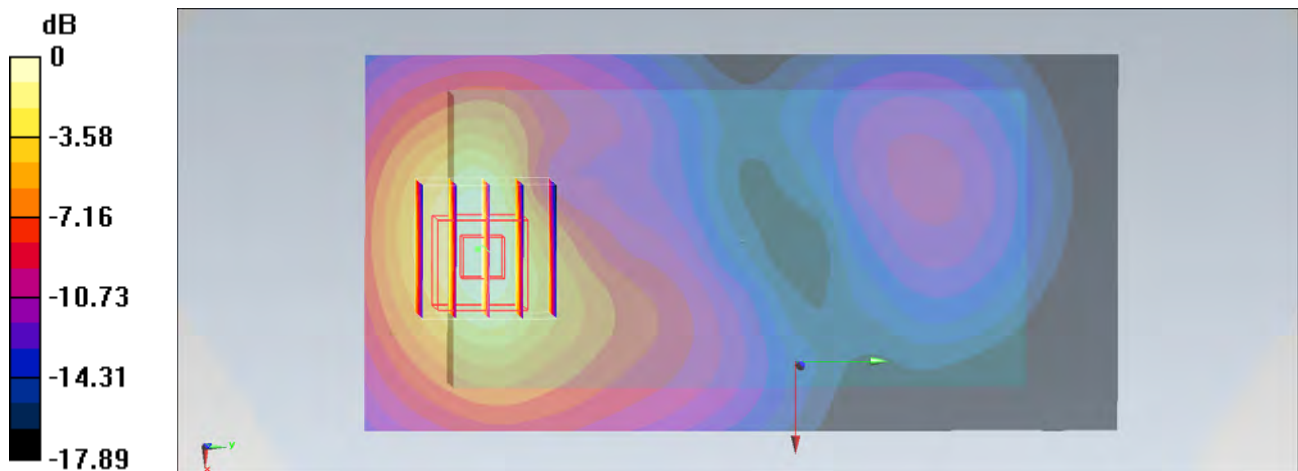
Configuration/Ch20350/Zoom Scan (5x5x7)/Cube 0: Measurement grid: dx=8mm, dy=8mm, dz=5mm

Reference Value = 27.192 V/m; Power Drift = -0.02 dB

Peak SAR (extrapolated) = 1.41 W/kg

SAR(1 g) = 0.884 W/kg; SAR(10 g) = 0.517 W/kg

Maximum value of SAR (measured) = 1.05 W/kg



0 dB = 1.05 W/kg = 0.21 dBW/kg

#140_LTE Band 4_QPSK_10M_50RB_0Offset_Back_1.5cm_Ch20000;Battery1_With Scanner

DUT: 322304-07

Communication System: LTE; Frequency: 1715 MHz; Duty Cycle: 1:1

Medium: MSL_1750_130702 Medium parameters used: $f = 1715$ MHz; $\sigma = 1.494$ S/m; $\epsilon_r = 51.87$; $\rho = 1000$ kg/m³

Ambient Temperature : 22.3 °C ; Liquid Temperature : 21.3 °C

DASY5 Configuration:

- Probe: ES3DV3 - SN3270; ConvF(4.98, 4.98, 4.98); Calibrated: 2012/9/28;
- Sensor-Surface: 3mm (Mechanical Surface Detection)
- Electronics: DAE4 Sn778; Calibrated: 2012/8/27
- Phantom: SAM-Left; Type: QD 000 P40 C; Serial: TP-1478
- Measurement SW: DASY52, Version 52.8 (6); SEMCAD X Version 14.6.9 (7117)

Configuration/Ch20000/Area Scan (61x121x1): Interpolated grid: dx=1.500 mm, dy=1.500 mm
Maximum value of SAR (interpolated) = 1.26 W/kg

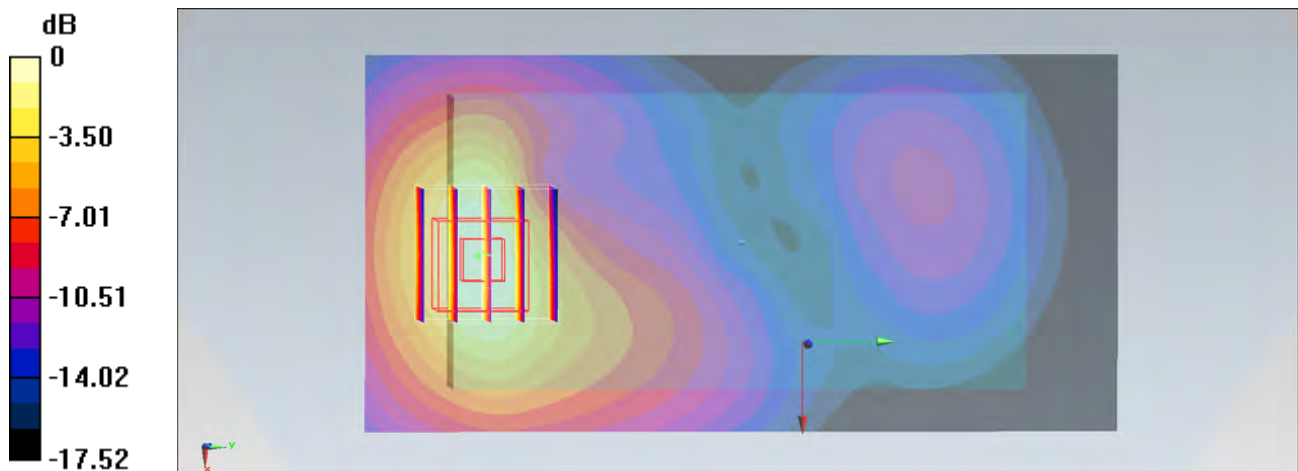
Configuration/Ch20000/Zoom Scan (5x5x7)/Cube 0: Measurement grid: dx=8mm, dy=8mm, dz=5mm

Reference Value = 29.780 V/m; Power Drift = -0.10 dB

Peak SAR (extrapolated) = 1.54 W/kg

SAR(1 g) = 0.989 W/kg; SAR(10 g) = 0.584 W/kg

Maximum value of SAR (measured) = 1.18 W/kg



0 dB = 1.18 W/kg = 0.72 dBW/kg

#141_LTE Band 4_QPSK_10M_1RB_0Offset_Back_1.5cm_Ch20175;Battery1_With Scanner_Headset

DUT: 322304-07

Communication System: LTE; Frequency: 1732.5 MHz; Duty Cycle: 1:1

Medium: MSL_1750_130702 Medium parameters used: $f = 1732.5$ MHz; $\sigma = 1.511$ S/m; $\epsilon_r = 51.816$; $\rho = 1000$ kg/m³

Ambient Temperature : 22.3 °C ; Liquid Temperature : 21.3 °C

DASY5 Configuration:

- Probe: ES3DV3 - SN3270; ConvF(4.98, 4.98, 4.98); Calibrated: 2012/9/28;
- Sensor-Surface: 3mm (Mechanical Surface Detection)
- Electronics: DAE4 Sn778; Calibrated: 2012/8/27
- Phantom: SAM-Left; Type: QD 000 P40 C; Serial: TP-1478
- Measurement SW: DASY52, Version 52.8 (6); SEMCAD X Version 14.6.9 (7117)

Configuration/Ch20175/Area Scan (61x121x1): Interpolated grid: dx=1.500 mm, dy=1.500 mm
Maximum value of SAR (interpolated) = 1.41 W/kg

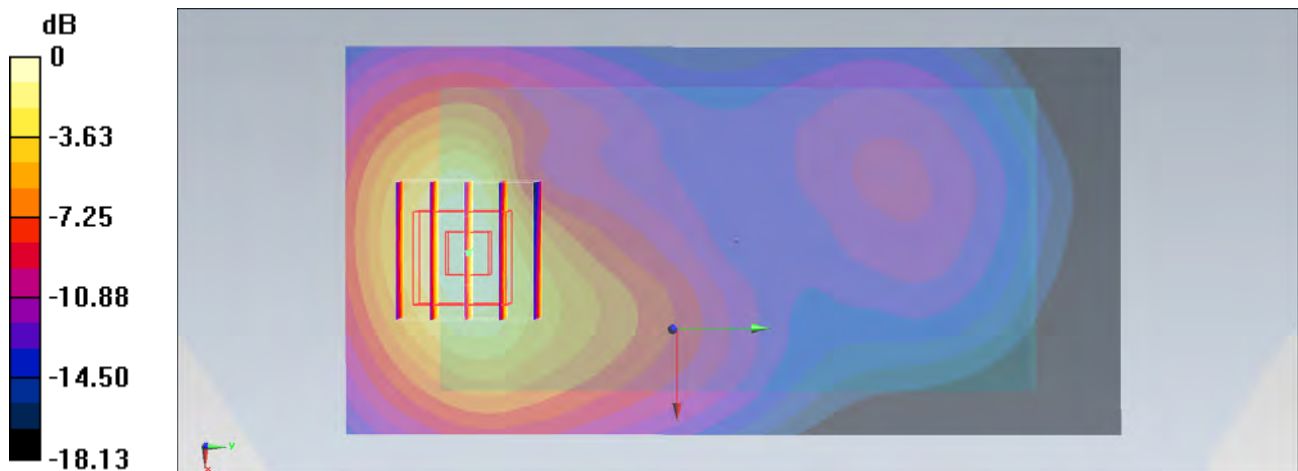
Configuration/Ch20175/Zoom Scan (5x5x7)/Cube 0: Measurement grid: dx=8mm, dy=8mm, dz=5mm

Reference Value = 31.329 V/m; Power Drift = -0.05 dB

Peak SAR (extrapolated) = 1.77 W/kg

SAR(1 g) = 1.13 W/kg; SAR(10 g) = 0.662 W/kg

Maximum value of SAR (measured) = 1.36 W/kg



0 dB = 1.36 W/kg = 1.34 dBW/kg

#142_LTE Band 4_10M_QPSK_1RB_0Offset_Back_1.5cm_Ch20000;Battery1_With Scanner_Headset

DUT: 322304-07

Communication System: LTE; Frequency: 1715 MHz; Duty Cycle: 1:1

Medium: MSL_1750_130702 Medium parameters used: $f = 1715$ MHz; $\sigma = 1.494$ S/m; $\epsilon_r = 51.87$; $\rho = 1000$ kg/m³

Ambient Temperature : 22.3 °C ; Liquid Temperature : 21.3 °C

DASY5 Configuration:

- Probe: ES3DV3 - SN3270; ConvF(4.98, 4.98, 4.98); Calibrated: 2012/9/28;
- Sensor-Surface: 3mm (Mechanical Surface Detection)
- Electronics: DAE4 Sn778; Calibrated: 2012/8/27
- Phantom: SAM-Left; Type: QD 000 P40 C; Serial: TP-1478
- Measurement SW: DASY52, Version 52.8 (6); SEMCAD X Version 14.6.9 (7117)

Configuration/Ch20000/Area Scan (61x121x1): Interpolated grid: dx=1.500 mm, dy=1.500 mm
Maximum value of SAR (interpolated) = 1.44 W/kg

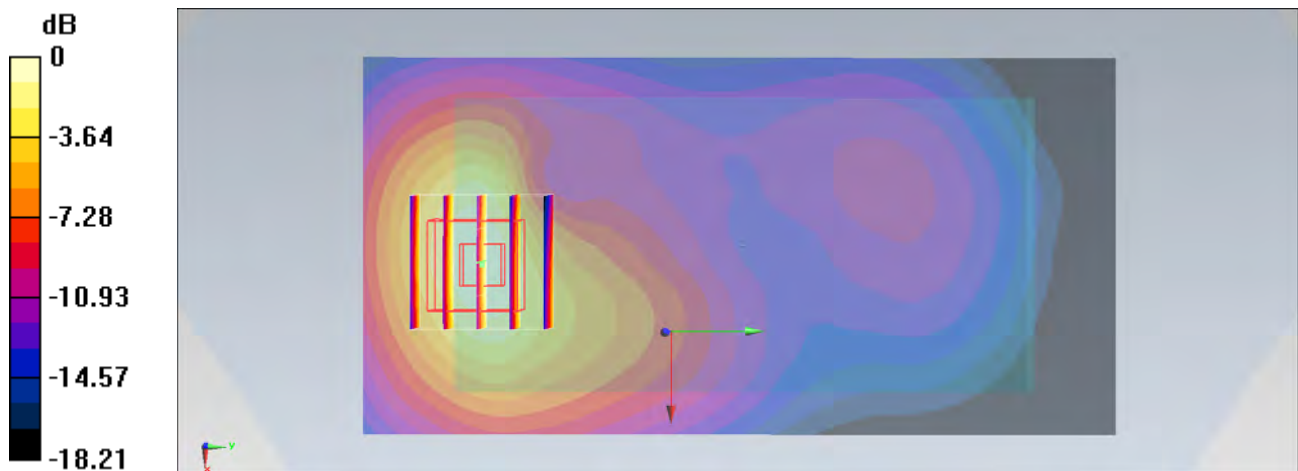
Configuration/Ch20000/Zoom Scan (5x5x7)/Cube 0: Measurement grid: dx=8mm, dy=8mm, dz=5mm

Reference Value = 32.372 V/m; Power Drift = -0.01 dB

Peak SAR (extrapolated) = 1.87 W/kg

SAR(1 g) = 1.2 W/kg; SAR(10 g) = 0.705 W/kg

Maximum value of SAR (measured) = 1.44 W/kg



0 dB = 1.44 W/kg = 1.58 dBW/kg

#148_LTE Band 4_10M_QPSK_1RB_0Offset_Back_1.5cm_Ch20000;Battery1_With Scanner_Headset_Repeat

DUT: 322304-07

Communication System: LTE; Frequency: 1715 MHz; Duty Cycle: 1:1

Medium: MSL_1750_130702 Medium parameters used: $f = 1715$ MHz; $\sigma = 1.494$ S/m; $\epsilon_r = 51.87$; $\rho = 1000$ kg/m³

Ambient Temperature : 22.3 °C ; Liquid Temperature : 21.3 °C

DASY5 Configuration:

- Probe: ES3DV3 - SN3270; ConvF(4.98, 4.98, 4.98); Calibrated: 2012/9/28;
- Sensor-Surface: 3mm (Mechanical Surface Detection)
- Electronics: DAE4 Sn778; Calibrated: 2012/8/27
- Phantom: SAM-Left; Type: QD 000 P40 C; Serial: TP-1478
- Measurement SW: DASY52, Version 52.8 (6); SEMCAD X Version 14.6.9 (7117)

Configuration/Ch20000/Area Scan (61x121x1): Interpolated grid: dx=1.500 mm, dy=1.500 mm
Maximum value of SAR (interpolated) = 1.66 W/kg

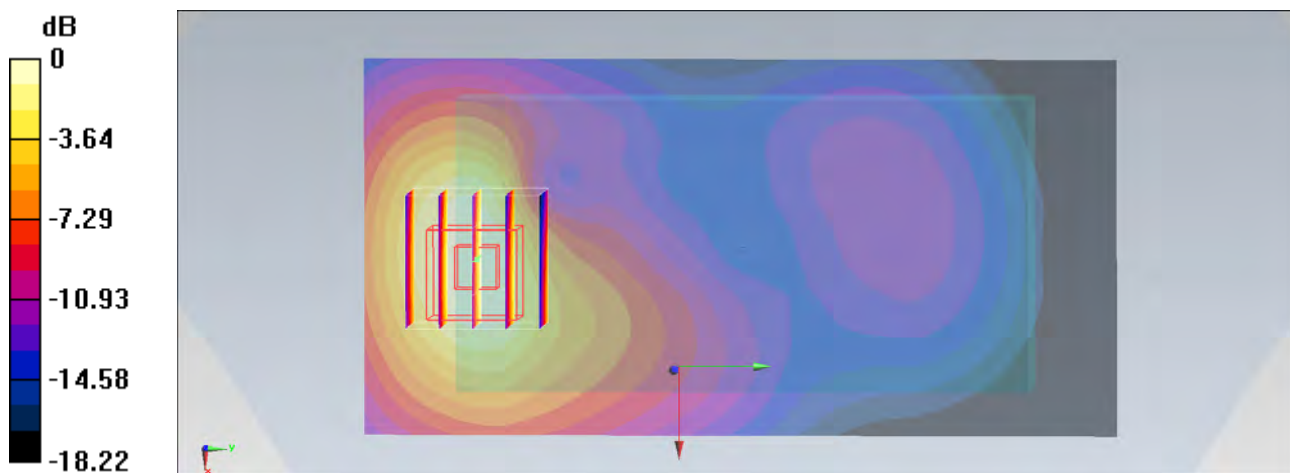
Configuration/Ch20000/Zoom Scan (5x5x7)/Cube 0: Measurement grid: dx=8mm, dy=8mm, dz=5mm

Reference Value = 33.990 V/m; Power Drift = -0.15 dB

Peak SAR (extrapolated) = 1.86 W/kg

SAR(1 g) = 1.2 W/kg; SAR(10 g) = 0.714 W/kg

Maximum value of SAR (measured) = 1.43 W/kg



0 dB = 1.43 W/kg = 1.55 dBW/kg

#143_LTE Band 4_10M_QPSK_1RB_0Offset_Back_1.5cm_Ch20350;Battery1_With Scanner_Headset

DUT: 322304-07

Communication System: LTE; Frequency: 1750 MHz; Duty Cycle: 1:1

Medium: MSL_1750_130702 Medium parameters used: $f = 1750$ MHz; $\sigma = 1.528$ S/m; $\epsilon_r = 51.762$; $\rho = 1000$ kg/m³

Ambient Temperature : 22.3 °C ; Liquid Temperature : 21.3 °C

DASY5 Configuration:

- Probe: ES3DV3 - SN3270; ConvF(4.98, 4.98, 4.98); Calibrated: 2012/9/28;
- Sensor-Surface: 3mm (Mechanical Surface Detection)
- Electronics: DAE4 Sn778; Calibrated: 2012/8/27
- Phantom: SAM-Left; Type: QD 000 P40 C; Serial: TP-1478
- Measurement SW: DASY52, Version 52.8 (6); SEMCAD X Version 14.6.9 (7117)

Configuration/Ch20350/Area Scan (61x121x1): Interpolated grid: dx=1.500 mm, dy=1.500 mm
Maximum value of SAR (interpolated) = 1.39 W/kg

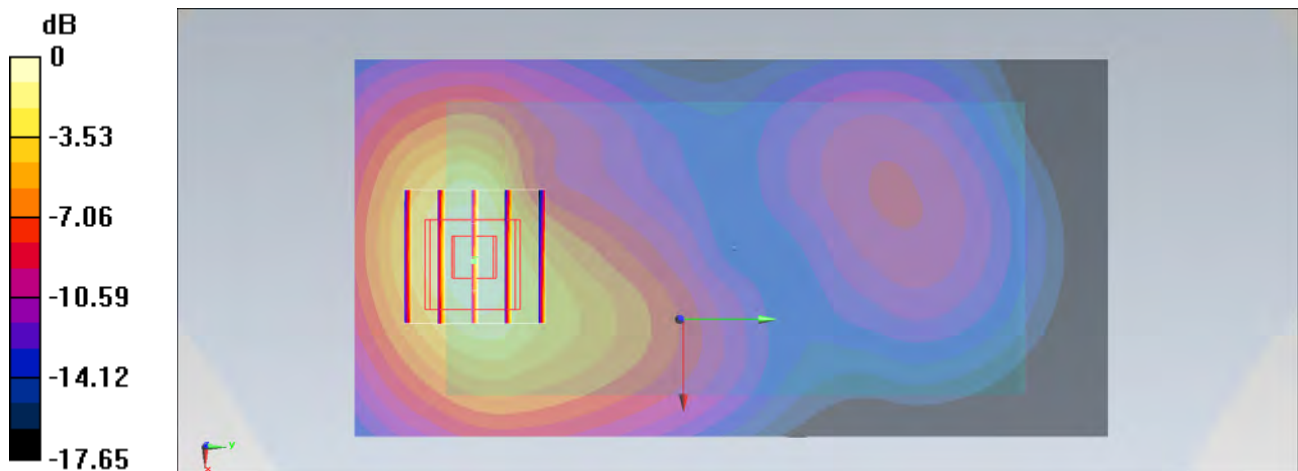
Configuration/Ch20350/Zoom Scan (5x5x7)/Cube 0: Measurement grid: dx=8mm, dy=8mm, dz=5mm

Reference Value = 31.514 V/m; Power Drift = -0.00 dB

Peak SAR (extrapolated) = 1.82 W/kg

SAR(1 g) = 1.16 W/kg; SAR(10 g) = 0.683 W/kg

Maximum value of SAR (measured) = 1.39 W/kg



0 dB = 1.39 W/kg = 1.43 dBW/kg

#22_LTE Band 2_10M_QPSK_1RB_0Offset_Back_1cm_Ch18900;Battery1_With Scanner

DUT: 322304-07

Communication System: LTE; Frequency: 1880 MHz; Duty Cycle: 1:1

Medium: MSL_1900_130625 Medium parameters used: $f = 1880$ MHz; $\sigma = 1.515$ mho/m; $\epsilon_r = 52.419$; $\rho = 1000$ kg/m³

Ambient Temperature : 22.4 °C ; Liquid Temperature : 21.4 °C

DASY5 Configuration:

- Probe: EX3DV4 - SN3792; ConvF(7.26, 7.26, 7.26); Calibrated: 2013/6/4;
- Sensor-Surface: 2mm (Mechanical Surface Detection)
- Electronics: DAE4 Sn1338; Calibrated: 2013/5/28
- Phantom: SAM Right; Type: QD000P40CC; Serial: TP:1383
- Measurement SW: DASY52, Version 52.8 (3); SEMCAD X Version 14.6.5 (6469)

Configuration/Ch18900/Area Scan (61x121x1): Measurement grid: dx=15mm, dy=15mm
Maximum value of SAR (interpolated) = 1.26 mW/g

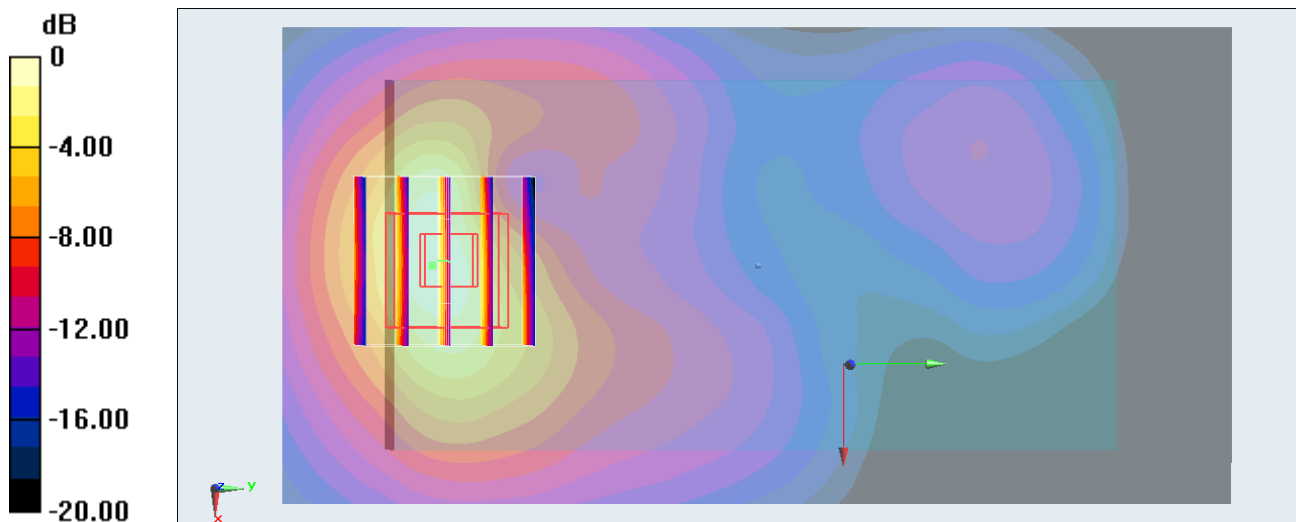
Configuration/Ch18900/Zoom Scan (5x5x7)/Cube 0: Measurement grid: dx=8mm, dy=8mm, dz=5mm

Reference Value = 28.629 V/m; Power Drift = -0.07 dB

Peak SAR (extrapolated) = 1.630 mW/g

SAR(1 g) = 0.939 mW/g; SAR(10 g) = 0.497 mW/g

Maximum value of SAR (measured) = 1.26 mW/g



0 dB = 1.26 mW/g = 2.01 dB mW/g

#34_LTE Band 2_10M_QPSK_1RB_0Offset_Back_1cm_Ch18650;Battery1_With Scanner

DUT: 322304-07

Communication System: LTE; Frequency: 1855 MHz; Duty Cycle: 1:1

Medium: MSL_1900_130625 Medium parameters used: $f = 1855$ MHz; $\sigma = 1.492$ mho/m; $\epsilon_r = 52.53$; $\rho = 1000$ kg/m³

Ambient Temperature : 22.4 °C ; Liquid Temperature : 21.4 °C

DASY5 Configuration:

- Probe: EX3DV4 - SN3792; ConvF(7.26, 7.26, 7.26); Calibrated: 2013/6/4;
- Sensor-Surface: 2mm (Mechanical Surface Detection)
- Electronics: DAE4 Sn1338; Calibrated: 2013/5/28
- Phantom: SAM Right; Type: QD000P40CC; Serial: TP:1383
- Measurement SW: DASY52, Version 52.8 (3); SEMCAD X Version 14.6.5 (6469)

Configuration/Ch18650/Area Scan (61x121x1): Measurement grid: dx=15mm, dy=15mm
Maximum value of SAR (interpolated) = 1.11 mW/g

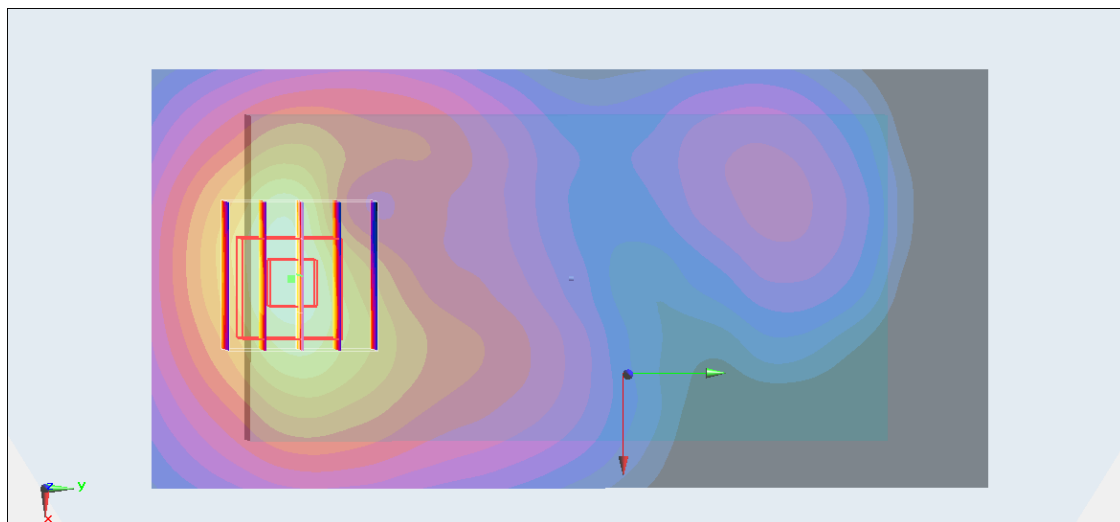
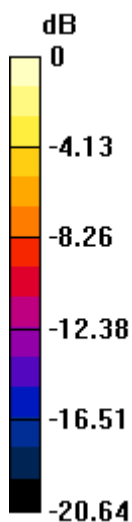
Configuration/Ch18650/Zoom Scan (5x5x7)/Cube 0: Measurement grid: dx=8mm, dy=8mm, dz=5mm

Reference Value = 28.161 V/m; Power Drift = 0.05 dB

Peak SAR (extrapolated) = 1.453 mW/g

SAR(1 g) = 0.827 mW/g; SAR(10 g) = 0.441 mW/g

Maximum value of SAR (measured) = 1.14 mW/g



0 dB = 1.14 mW/g = 1.14 dB mW/g

#35_LTE Band 2_10M_QPSK_1RB_0Offset_Back_1cm_Ch19150;Battery1_With Scanner

DUT: 322304-07

Communication System: LTE; Frequency: 1905 MHz; Duty Cycle: 1:1

Medium: MSL_1900_130625 Medium parameters used: $f = 1905$ MHz; $\sigma = 1.536$ mho/m; $\epsilon_r = 52.302$; $\rho = 1000$ kg/m³

Ambient Temperature : 22.4 °C ; Liquid Temperature : 21.4 °C

DASY5 Configuration:

- Probe: EX3DV4 - SN3792; ConvF(7.26, 7.26, 7.26); Calibrated: 2013/6/4;
- Sensor-Surface: 2mm (Mechanical Surface Detection)
- Electronics: DAE4 Sn1338; Calibrated: 2013/5/28
- Phantom: SAM Right; Type: QD000P40CC; Serial: TP:1383
- Measurement SW: DASY52, Version 52.8 (3); SEMCAD X Version 14.6.5 (6469)

Configuration/Ch19150/Area Scan (61x121x1): Measurement grid: dx=15mm, dy=15mm
Maximum value of SAR (interpolated) = 1.39 mW/g

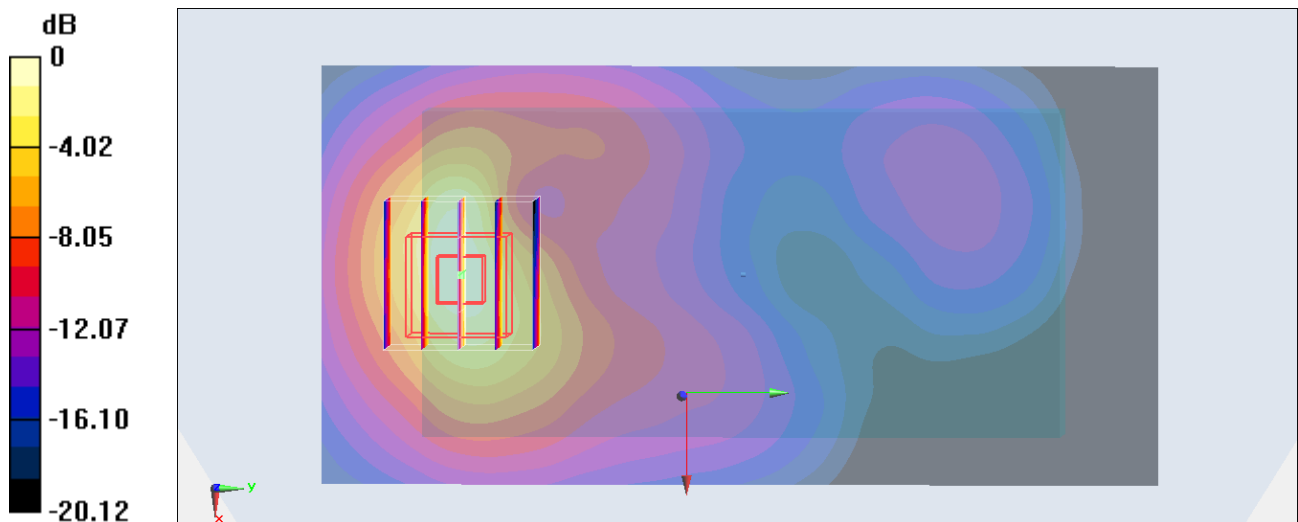
Configuration/Ch19150/Zoom Scan (5x5x7)/Cube 0: Measurement grid: dx=8mm, dy=8mm, dz=5mm

Reference Value = 31.299 V/m; Power Drift = 0.00 dB

Peak SAR (extrapolated) = 1.825 mW/g

SAR(1 g) = 1.05 mW/g; SAR(10 g) = 0.546 mW/g

Maximum value of SAR (measured) = 1.45 mW/g



0 dB = 1.45 mW/g = 3.23 dB mW/g

#36_LTE Band 2_10M_QPSK_25RB_0Offset_Back_1cm_Ch18900;Battery1_With Scanner

DUT: 322304-07

Communication System: LTE; Frequency: 1880 MHz; Duty Cycle: 1:1

Medium: MSL_1900_130625 Medium parameters used: $f = 1880$ MHz; $\sigma = 1.515$ mho/m; $\epsilon_r = 52.419$; $\rho = 1000$ kg/m³

Ambient Temperature : 22.4 °C ; Liquid Temperature : 21.4 °C

DASY5 Configuration:

- Probe: EX3DV4 - SN3792; ConvF(7.26, 7.26, 7.26); Calibrated: 2013/6/4;
- Sensor-Surface: 2mm (Mechanical Surface Detection)
- Electronics: DAE4 Sn1338; Calibrated: 2013/5/28
- Phantom: SAM Right; Type: QD000P40CC; Serial: TP:1383
- Measurement SW: DASY52, Version 52.8 (3); SEMCAD X Version 14.6.5 (6469)

Configuration/Ch18900/Area Scan (61x121x1): Measurement grid: dx=15mm, dy=15mm
Maximum value of SAR (interpolated) = 1.12 mW/g

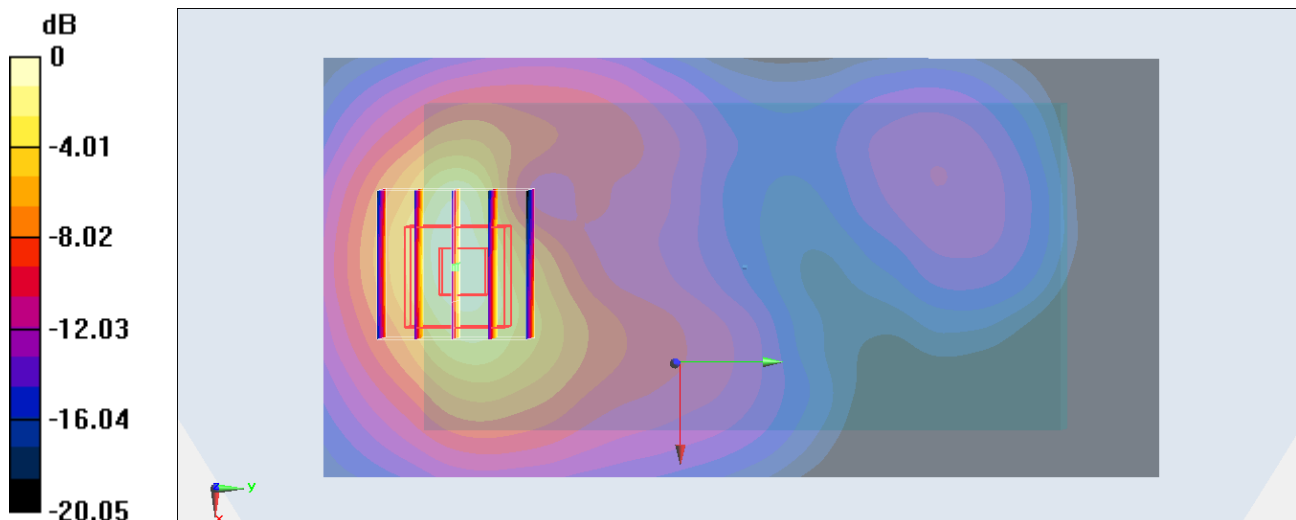
Configuration/Ch18900/Zoom Scan (5x5x7)/Cube 0: Measurement grid: dx=8mm, dy=8mm, dz=5mm

Reference Value = 28.457 V/m; Power Drift = 0.04 dB

Peak SAR (extrapolated) = 1.476 mW/g

SAR(1 g) = 0.862 mW/g; SAR(10 g) = 0.453 mW/g

Maximum value of SAR (measured) = 1.17 mW/g



0 dB = 1.17 mW/g = 1.36 dB mW/g

#37_LTE Band 2_10M_QPSK_25RB_0Offset_Back_1cm_Ch18650;Battery1_With Scanner

DUT: 322304-07

Communication System: LTE; Frequency: 1855 MHz; Duty Cycle: 1:1

Medium: MSL_1900_130625 Medium parameters used: $f = 1855 \text{ MHz}$; $\sigma = 1.492 \text{ mho/m}$; $\epsilon_r = 52.53$; $\rho = 1000 \text{ kg/m}^3$

Ambient Temperature : 22.4 °C ; Liquid Temperature : 21.4 °C

DASY5 Configuration:

- Probe: EX3DV4 - SN3792; ConvF(7.26, 7.26, 7.26); Calibrated: 2013/6/4;
- Sensor-Surface: 2mm (Mechanical Surface Detection)
- Electronics: DAE4 Sn1338; Calibrated: 2013/5/28
- Phantom: SAM Right; Type: QD000P40CC; Serial: TP:1383
- Measurement SW: DASY52, Version 52.8 (3); SEMCAD X Version 14.6.5 (6469)

Configuration/Ch18650/Area Scan (61x121x1): Measurement grid: $dx=15\text{mm}$, $dy=15\text{mm}$

Maximum value of SAR (interpolated) = 1.11 mW/g

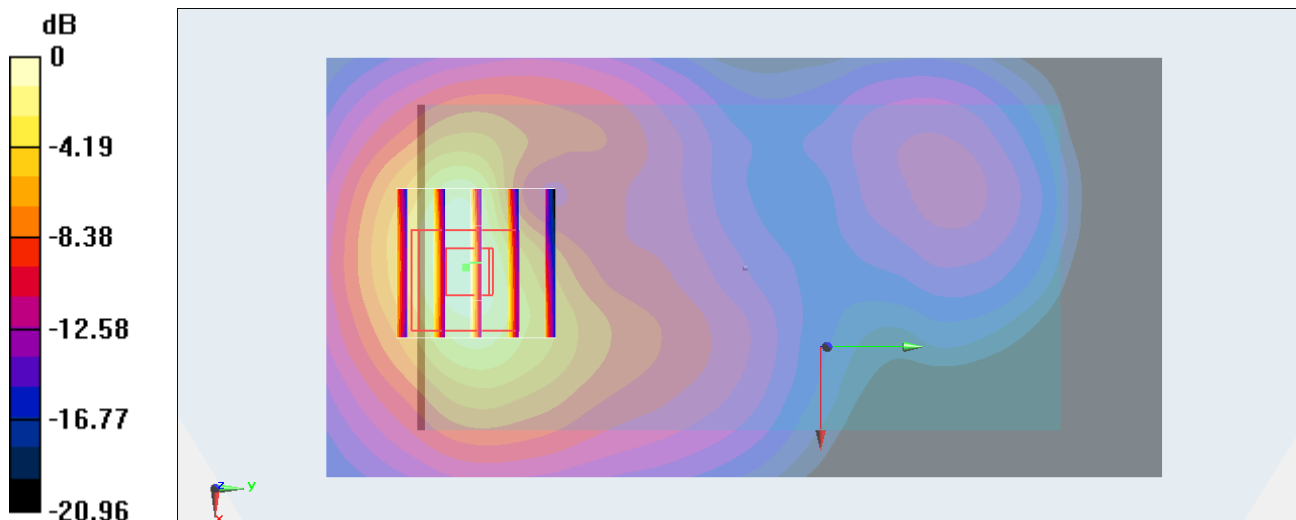
Configuration/Ch18650/Zoom Scan (5x5x7)/Cube 0: Measurement grid: $dx=8\text{mm}$, $dy=8\text{mm}$, $dz=5\text{mm}$

Reference Value = 28.266 V/m; Power Drift = -0.03 dB

Peak SAR (extrapolated) = 1.381 mW/g

SAR(1 g) = 0.808 mW/g; SAR(10 g) = 0.433 mW/g

Maximum value of SAR (measured) = 1.10 mW/g



0 dB = 1.10 mW/g = 0.83 dB mW/g

#38_LTE Band 2_10M_QPSK_25RB_0Offset_Back_1cm_Ch19150;Battery1_With Scanner

DUT: 322304-07

Communication System: LTE; Frequency: 1905 MHz; Duty Cycle: 1:1

Medium: MSL_1900_130625 Medium parameters used: $f = 1905 \text{ MHz}$; $\sigma = 1.536 \text{ mho/m}$; $\epsilon_r = 52.302$; $\rho = 1000 \text{ kg/m}^3$

Ambient Temperature : 22.4 °C ; Liquid Temperature : 21.4 °C

DASY5 Configuration:

- Probe: EX3DV4 - SN3792; ConvF(7.26, 7.26, 7.26); Calibrated: 2013/6/4;
- Sensor-Surface: 2mm (Mechanical Surface Detection)
- Electronics: DAE4 Sn1338; Calibrated: 2013/5/28
- Phantom: SAM Right; Type: QD000P40CC; Serial: TP:1383
- Measurement SW: DASY52, Version 52.8 (3); SEMCAD X Version 14.6.5 (6469)

Configuration/Ch19150/Area Scan (61x121x1): Measurement grid: $dx=15\text{mm}$, $dy=15\text{mm}$

Maximum value of SAR (interpolated) = 1.33 mW/g

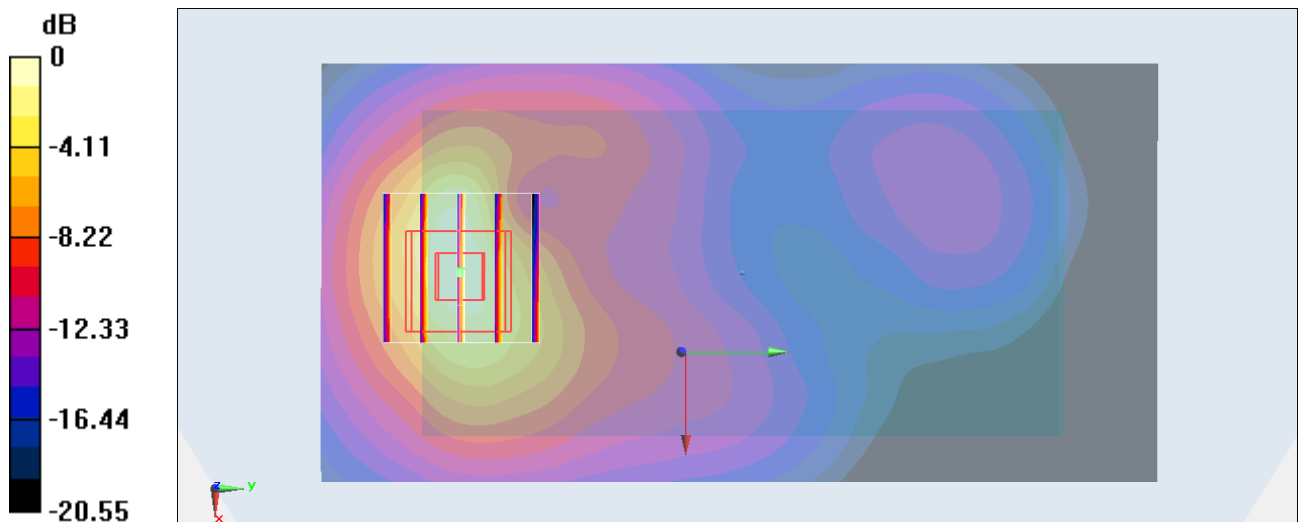
Configuration/Ch19150/Zoom Scan (5x5x7)/Cube 0: Measurement grid: $dx=8\text{mm}$, $dy=8\text{mm}$, $dz=5\text{mm}$

Reference Value = 30.521 V/m; Power Drift = -0.14 dB

Peak SAR (extrapolated) = 1.731 mW/g

SAR(1 g) = 0.989 mW/g; SAR(10 g) = 0.516 mW/g

Maximum value of SAR (measured) = 1.38 mW/g



0 dB = 1.38 mW/g = 2.80 dB mW/g

#39_LTE Band 2_10M_QPSK_50RB_0Offset_Back_1cm_Ch19150;Battery1_With Scanner

DUT: 322304-07

Communication System: LTE; Frequency: 1905 MHz; Duty Cycle: 1:1

Medium: MSL_1900_130625 Medium parameters used: $f = 1905$ MHz; $\sigma = 1.536$ mho/m; $\epsilon_r = 52.302$; $\rho = 1000$ kg/m³

Ambient Temperature : 22.4 °C ; Liquid Temperature : 21.4 °C

DASY5 Configuration:

- Probe: EX3DV4 - SN3792; ConvF(7.26, 7.26, 7.26); Calibrated: 2013/6/4;
- Sensor-Surface: 2mm (Mechanical Surface Detection)
- Electronics: DAE4 Sn1338; Calibrated: 2013/5/28
- Phantom: SAM Right; Type: QD000P40CC; Serial: TP:1383
- Measurement SW: DASY52, Version 52.8 (3); SEMCAD X Version 14.6.5 (6469)

Configuration/Ch19150/Area Scan (61x121x1): Measurement grid: dx=15mm, dy=15mm

Maximum value of SAR (interpolated) = 1.29 mW/g

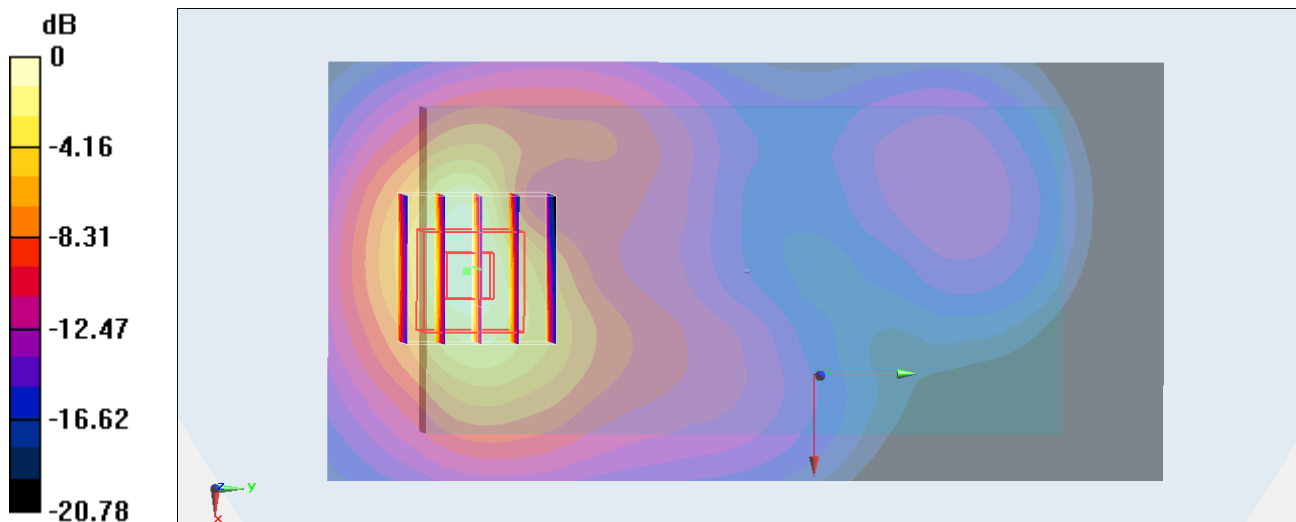
Configuration/Ch19150/Zoom Scan (5x5x7)/Cube 0: Measurement grid: dx=8mm, dy=8mm, dz=5mm

Reference Value = 30.181 V/m; Power Drift = 0.00 dB

Peak SAR (extrapolated) = 1.675 mW/g

SAR(1 g) = 0.960 mW/g; SAR(10 g) = 0.501 mW/g

Maximum value of SAR (measured) = 1.34 mW/g



0 dB = 1.34 mW/g = 2.54 dB mW/g

#124_LTE Band 2_10M_QPSK_1RB_0Offset_Back_1.5cm_Ch18900;Battery1_With Scanner

DUT: 322304-07

Communication System:LTE; Frequency: 1880 MHz;Duty Cycle: 1:1

Medium: MSL_1900_130702 Medium parameters used: $f = 1880$ MHz; $\sigma = 1.477$ S/m; $\epsilon_r = 54.871$; $\rho =$

1000 kg/m³

Ambient Temperature : 22.3 °C ; Liquid Temperature : 21.3 °C

DASY5 Configuration:

- Probe: ES3DV3 - SN3270; ConvF(4.67, 4.67, 4.67); Calibrated: 2012/9/28;
- Sensor-Surface: 3mm (Mechanical Surface Detection)
- Electronics: DAE4 Sn778; Calibrated: 2012/8/27
- Phantom: SAM-Left; Type: QD 000 P40 C; Serial: TP-1478
- Measurement SW: DASY52, Version 52.8 (6); SEMCAD X Version 14.6.9 (7117)

Configuration/Ch18900/Area Scan (61x121x1): Interpolated grid: dx=1.500 mm, dy=1.500 mm
 Maximum value of SAR (interpolated) = 1.17 W/kg

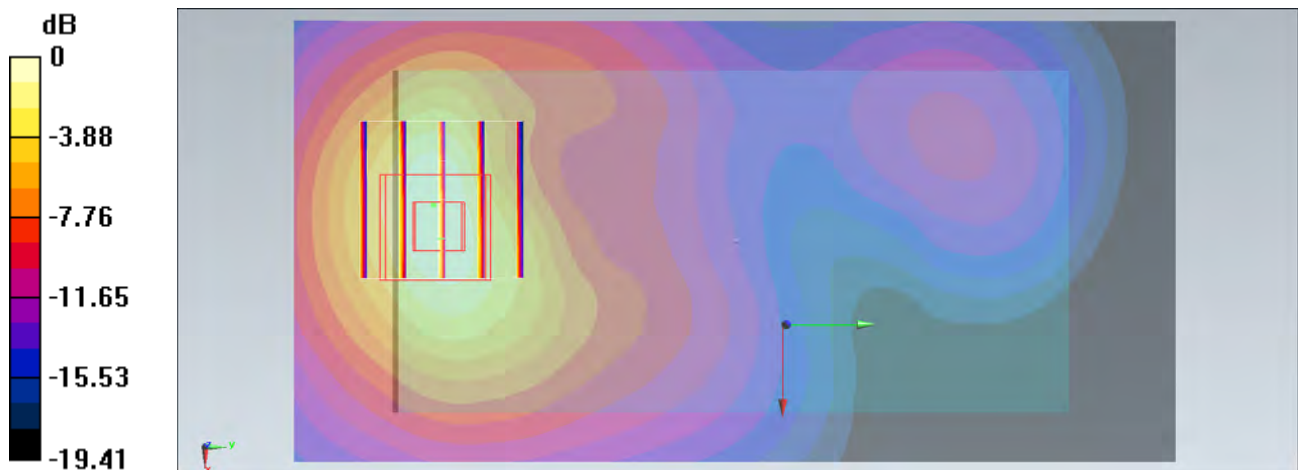
Configuration/Ch18900/Zoom Scan (5x5x7)/Cube 0: Measurement grid: dx=8mm, dy=8mm, dz=5mm

Reference Value = 29.029 V/m; Power Drift = -0.06 dB

Peak SAR (extrapolated) = 1.66 W/kg

SAR(1 g) = 0.981 W/kg; SAR(10 g) = 0.547 W/kg

Maximum value of SAR (measured) = 1.18 W/kg



0 dB = 1.18 W/kg = 0.72 dBW/kg

#125_LTE Band 2_10M_QPSK_1RB_0Offset_Back_1.5cm_Ch18650;Battery1_With Scanner

DUT: 322304-07

Communication System:LTE; Frequency: 1855 MHz;Duty Cycle: 1:1

Medium: MSL_1900_130702 Medium parameters used: $f = 1855 \text{ MHz}$; $\sigma = 1.45 \text{ S/m}$; $\epsilon_r = 54.976$; $\rho =$

1000 kg/m^3

Ambient Temperature : $22.3 \text{ }^\circ\text{C}$; Liquid Temperature : $21.3 \text{ }^\circ\text{C}$

DASY5 Configuration:

- Probe: ES3DV3 - SN3270; ConvF(4.67, 4.67, 4.67); Calibrated: 2012/9/28;
- Sensor-Surface: 3mm (Mechanical Surface Detection)
- Electronics: DAE4 Sn778; Calibrated: 2012/8/27
- Phantom: SAM-Left; Type: QD 000 P40 C; Serial: TP-1478
- Measurement SW: DASY52, Version 52.8 (6); SEMCAD X Version 14.6.9 (7117)

Configuration/Ch18650/Area Scan (61x121x1): Interpolated grid: $dx=1.500 \text{ mm}$, $dy=1.500 \text{ mm}$
 Maximum value of SAR (interpolated) = 1.03 W/kg

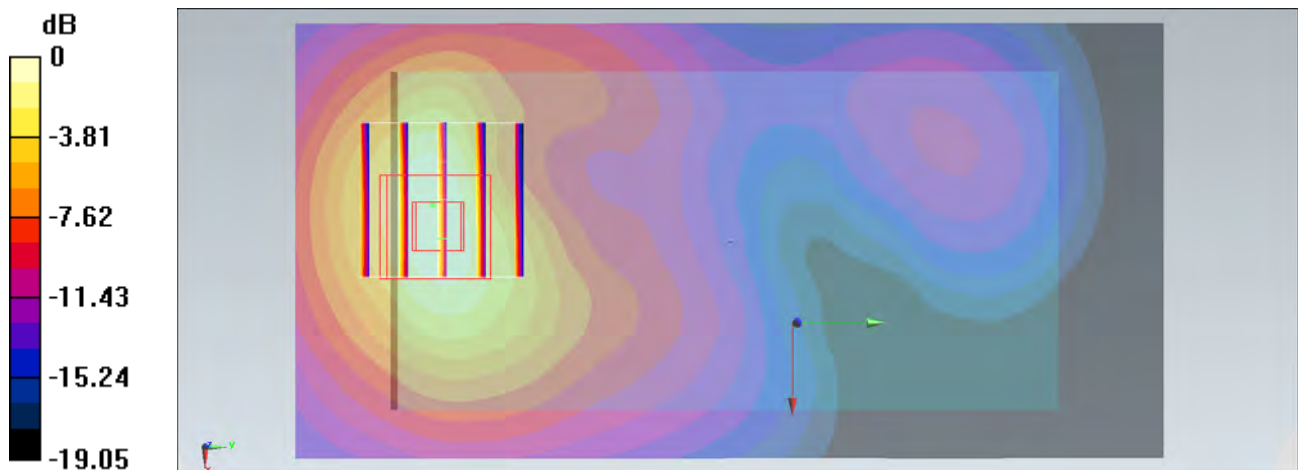
Configuration/Ch18650/Zoom Scan (5x5x7)/Cube 0: Measurement grid: $dx=8\text{mm}$, $dy=8\text{mm}$, $dz=5\text{mm}$

Reference Value = 27.304 V/m ; Power Drift = -0.05 dB

Peak SAR (extrapolated) = 1.43 W/kg

SAR(1 g) = 0.855 W/kg ; SAR(10 g) = 0.481 W/kg

Maximum value of SAR (measured) = 1.03 W/kg



$0 \text{ dB} = 1.03 \text{ W/kg} = 0.13 \text{ dBW/kg}$

#126_LTE Band 2_10M_QPSK_1RB_0Offset_Back_1.5cm_Ch19150;Battery1_With Scanner

DUT: 322304-07

Communication System:LTE; Frequency: 1905 MHz;Duty Cycle: 1:1

Medium: MSL_1900_130702 Medium parameters used: $f = 1905 \text{ MHz}$; $\sigma = 1.507 \text{ S/m}$; $\epsilon_r = 54.834$; $\rho =$

1000 kg/m^3

Ambient Temperature : $22.4 \text{ }^\circ\text{C}$; Liquid Temperature : $21.4 \text{ }^\circ\text{C}$

DASY5 Configuration:

- Probe: ES3DV3 - SN3270; ConvF(4.67, 4.67, 4.67); Calibrated: 2012/9/28;
- Sensor-Surface: 3mm (Mechanical Surface Detection)
- Electronics: DAE4 Sn778; Calibrated: 2012/8/27
- Phantom: SAM-Left; Type: QD 000 P40 C; Serial: TP-1478
- Measurement SW: DASY52, Version 52.8 (6); SEMCAD X Version 14.6.9 (7117)

Configuration/Ch19150/Area Scan (61x121x1): Interpolated grid: $dx=1.500 \text{ mm}$, $dy=1.500 \text{ mm}$
 Maximum value of SAR (interpolated) = 1.36 W/kg

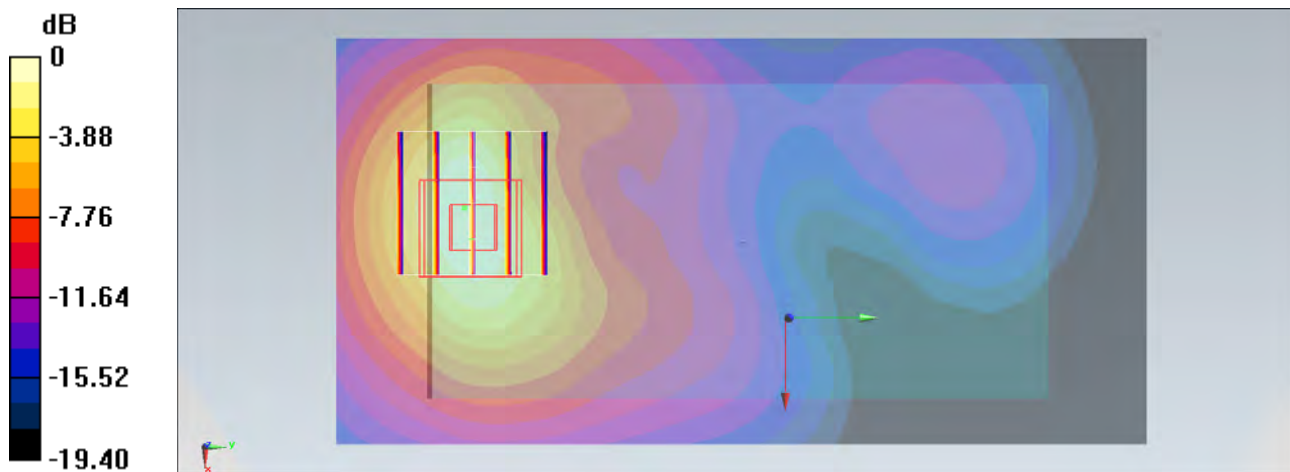
Configuration/Ch19150/Zoom Scan (5x5x7)/Cube 0: Measurement grid: $dx=8\text{mm}$, $dy=8\text{mm}$, $dz=5\text{mm}$

Reference Value = 30.614 V/m ; Power Drift = -0.02 dB

Peak SAR (extrapolated) = 1.88 W/kg

SAR(1 g) = 1.11 W/kg ; SAR(10 g) = 0.620 W/kg

Maximum value of SAR (measured) = 1.34 W/kg



$0 \text{ dB} = 1.34 \text{ W/kg} = 1.27 \text{ dBW/kg}$

#144_LTE Band 2_10M_QPSK_25RB_0Offset_Back_1.5cm_Ch18900;Battery1_With Scanner

DUT: 322304-07

Communication System: LTE; Frequency: 1880 MHz; Duty Cycle: 1:1

Medium: MSL_1900_130702 Medium parameters used: $f = 1880$ MHz; $\sigma = 1.477$ S/m; $\epsilon_r = 54.871$; $\rho = 1000$ kg/m³

Ambient Temperature : 22.3 °C ; Liquid Temperature : 21.3 °C

DASY5 Configuration:

- Probe: ES3DV3 - SN3270; ConvF(4.67, 4.67, 4.67); Calibrated: 2012/9/28;
- Sensor-Surface: 3mm (Mechanical Surface Detection)
- Electronics: DAE4 Sn778; Calibrated: 2012/8/27
- Phantom: SAM-Left; Type: QD 000 P40 C; Serial: TP-1478
- Measurement SW: DASY52, Version 52.8 (6); SEMCAD X Version 14.6.9 (7117)

Configuration/Ch18900/Area Scan (61x121x1): Interpolated grid: dx=1.500 mm, dy=1.500 mm
 Maximum value of SAR (interpolated) = 0.923 W/kg

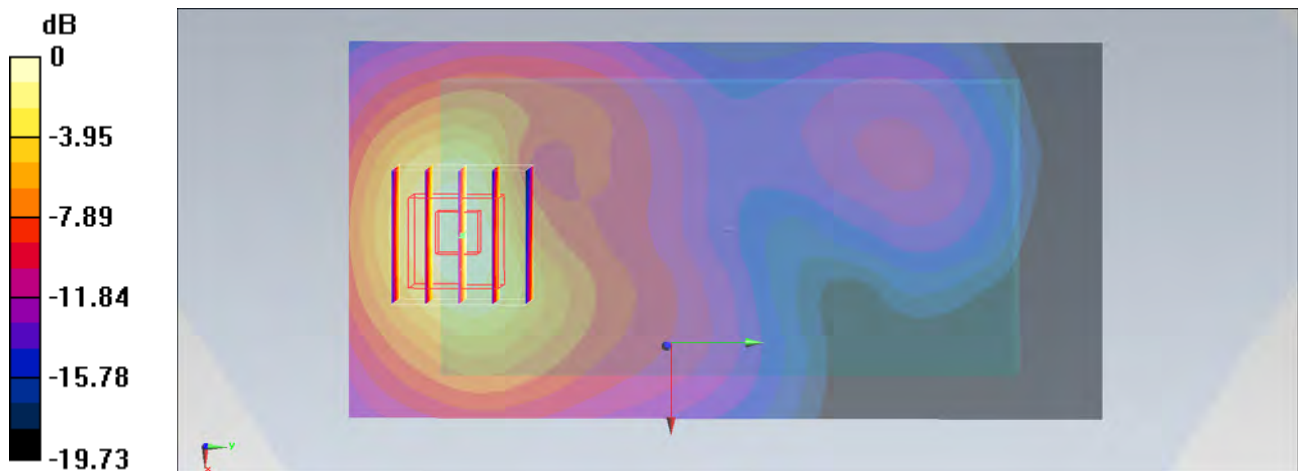
Configuration/Ch18900/Zoom Scan (5x5x7)/Cube 0: Measurement grid: dx=8mm, dy=8mm, dz=5mm

Reference Value = 25.855 V/m; Power Drift = -0.08 dB

Peak SAR (extrapolated) = 1.28 W/kg

SAR(1 g) = 0.752 W/kg; SAR(10 g) = 0.417 W/kg

Maximum value of SAR (measured) = 0.920 W/kg



0 dB = 0.920 W/kg = -0.36 dBW/kg

#147_LTE Band 2_10M_QPSK_50RB_0Offset_Back_1.5cm_Ch18900;Battery1_With Scanner

DUT: 322304-07

Communication System: LTE; Frequency: 1880 MHz; Duty Cycle: 1:1

Medium: MSL_1900_130702 Medium parameters used: $f = 1880$ MHz; $\sigma = 1.477$ S/m; $\epsilon_r = 54.871$; $\rho = 1000$ kg/m³

Ambient Temperature : 22.3 °C ; Liquid Temperature : 21.3 °C

DASY5 Configuration:

- Probe: ES3DV3 - SN3270; ConvF(4.67, 4.67, 4.67); Calibrated: 2012/9/28;
- Sensor-Surface: 3mm (Mechanical Surface Detection)
- Electronics: DAE4 Sn778; Calibrated: 2012/8/27
- Phantom: SAM-Left; Type: QD 000 P40 C; Serial: TP-1478
- Measurement SW: DASY52, Version 52.8 (6); SEMCAD X Version 14.6.9 (7117)

Configuration/Ch18900/Area Scan (61x121x1): Interpolated grid: dx=1.500 mm, dy=1.500 mm
Maximum value of SAR (interpolated) = 0.809 W/kg

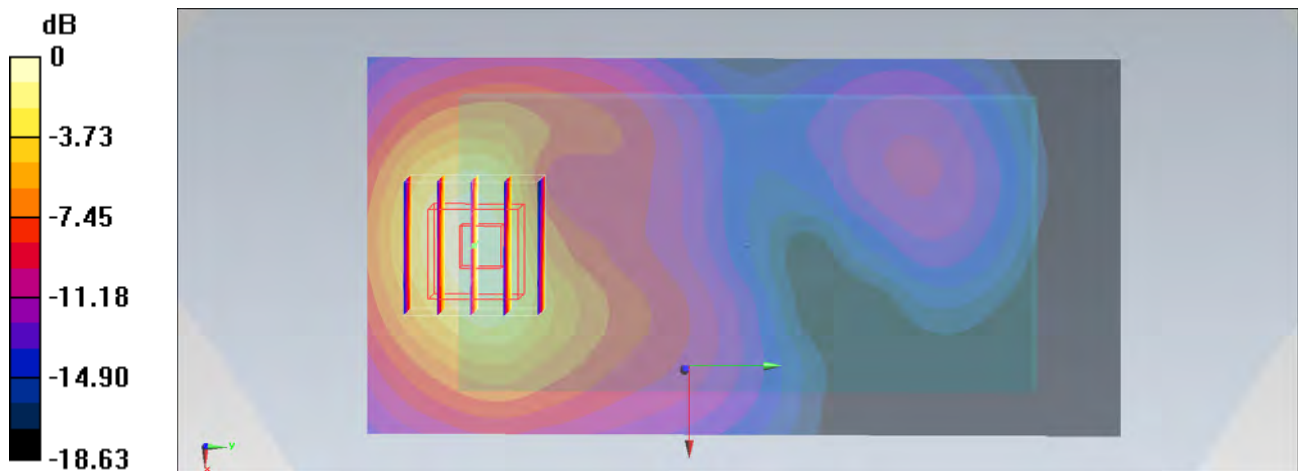
Configuration/Ch18900/Zoom Scan (5x5x7)/Cube 0: Measurement grid: dx=8mm, dy=8mm, dz=5mm

Reference Value = 24.236 V/m; Power Drift = 0.03 dB

Peak SAR (extrapolated) = 1.13 W/kg

SAR(1 g) = 0.665 W/kg; SAR(10 g) = 0.373 W/kg

Maximum value of SAR (measured) = 0.803 W/kg



0 dB = 0.803 W/kg = -0.95 dBW/kg

#208_WLAN2.4GHz_802.11b 1Mbps_Front_1cm_Ch6;Battery1_With Scanner

DUT: 322304-07

Communication System: 802.11b; Frequency: 2437 MHz; Duty Cycle: 1:1.024

Medium: MSL_2450_130705 Medium parameters used: $f = 2437$ MHz; $\sigma = 2.001$ S/m; $\epsilon_r = 53.956$; $\rho =$

1000 kg/m³

Ambient Temperature : 22.6 °C; Liquid Temperature : 21.6 °C

DASY5 Configuration:

- Probe: ES3DV3 - SN3270; ConvF(4.17, 4.17, 4.17); Calibrated: 2012/9/28;
- Sensor-Surface: 3mm (Mechanical Surface Detection)
- Electronics: DAE4 Sn778; Calibrated: 2012/8/27
- Phantom: SAM-Left; Type: QD 000 P40 C; Serial: TP-1478
- Measurement SW: DASY52, Version 52.8 (6); SEMCAD X Version 14.6.9 (7117)

Configuration/Ch6/Area Scan (81x141x1): Interpolated grid: dx=1.200 mm, dy=1.200 mm
Maximum value of SAR (interpolated) = 0.194 W/kg

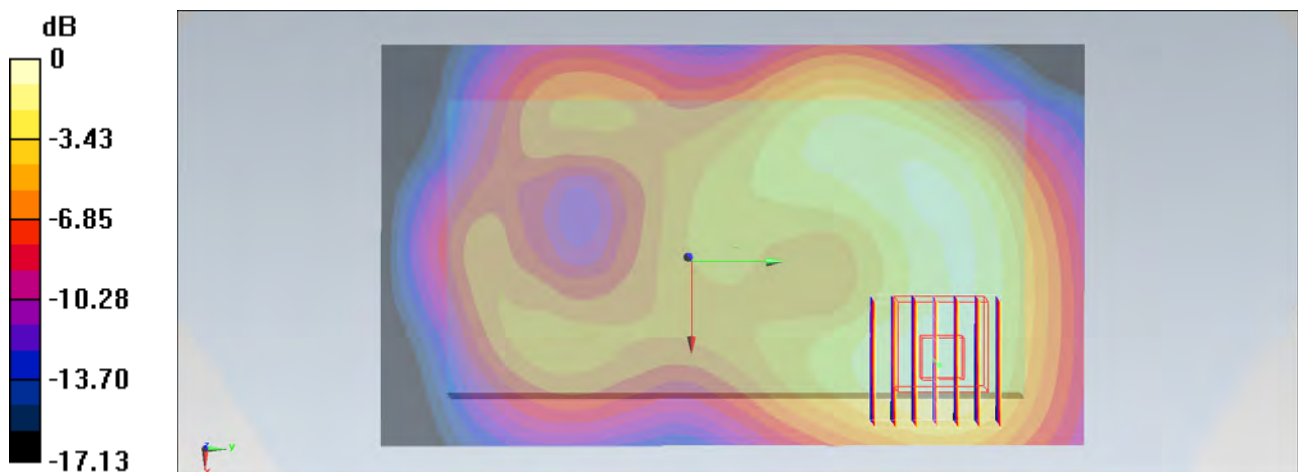
Configuration/Ch6/Zoom Scan (7x7x7)/Cube 0: Measurement grid: dx=5mm, dy=5mm, dz=5mm

Reference Value = 10.393 V/m; Power Drift = 0.07 dB

Peak SAR (extrapolated) = 0.320 W/kg

SAR(1 g) = 0.169 W/kg; SAR(10 g) = 0.096 W/kg

Maximum value of SAR (measured) = 0.207 W/kg



0 dB = 0.207 W/kg = -6.84 dBW/kg

#209_WLAN2.4GHz_802.11b 1Mbps_Back_1cm_Ch6;Battery1_With Scanner

DUT: 322304-07

Communication System: 802.11b; Frequency: 2437 MHz; Duty Cycle: 1:1.024

Medium: MSL_2450_130705 Medium parameters used: $f = 2437$ MHz; $\sigma = 2.001$ S/m; $\epsilon_r = 53.956$; $\rho =$

1000 kg/m³

Ambient Temperature : 22.6 °C; Liquid Temperature : 21.6 °C

DASY5 Configuration:

- Probe: ES3DV3 - SN3270; ConvF(4.17, 4.17, 4.17); Calibrated: 2012/9/28;
- Sensor-Surface: 3mm (Mechanical Surface Detection)
- Electronics: DAE4 Sn778; Calibrated: 2012/8/27
- Phantom: SAM-Left; Type: QD 000 P40 C; Serial: TP-1478
- Measurement SW: DASY52, Version 52.8 (6); SEMCAD X Version 14.6.9 (7117)

Configuration/Ch6/Area Scan (81x141x1): Interpolated grid: dx=1.200 mm, dy=1.200 mm
 Maximum value of SAR (interpolated) = 0.276 W/kg

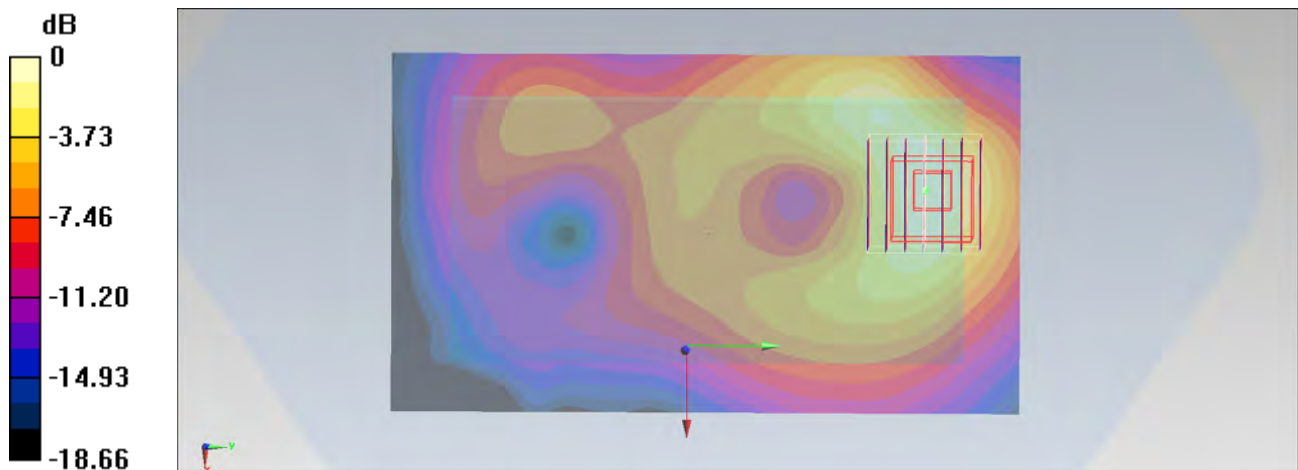
Configuration/Ch6/Zoom Scan (7x7x7)/Cube 0: Measurement grid: dx=5mm, dy=5mm, dz=5mm

Reference Value = 11.974 V/m; Power Drift = 0.03 dB

Peak SAR (extrapolated) = 0.428 W/kg

SAR(1 g) = 0.225 W/kg; SAR(10 g) = 0.118 W/kg

Maximum value of SAR (measured) = 0.276 W/kg



0 dB = 0.276 W/kg = -5.59 dBW/kg

#210_WLAN2.4GHz_802.11b 1Mbps_Right Side_1cm_Ch6;Battery1_With Scanner

DUT: 322304-07

Communication System: 802.11b; Frequency: 2437 MHz; Duty Cycle: 1:1.024

Medium: MSL_2450_130705 Medium parameters used: $f = 2437$ MHz; $\sigma = 2.001$ S/m; $\epsilon_r = 53.956$; $\rho =$

1000 kg/m³

Ambient Temperature : 22.6 °C ; Liquid Temperature : 21.6 °C

DASY5 Configuration:

- Probe: ES3DV3 - SN3270; ConvF(4.17, 4.17, 4.17); Calibrated: 2012/9/28;
- Sensor-Surface: 3mm (Mechanical Surface Detection)
- Electronics: DAE4 Sn778; Calibrated: 2012/8/27
- Phantom: SAM-Left; Type: QD 000 P40 C; Serial: TP-1478
- Measurement SW: DASY52, Version 52.8 (6); SEMCAD X Version 14.6.9 (7117)

Configuration/Ch6/Area Scan (51x141x1): Interpolated grid: dx=1.200 mm, dy=1.200 mm
Maximum value of SAR (interpolated) = 0.260 W/kg

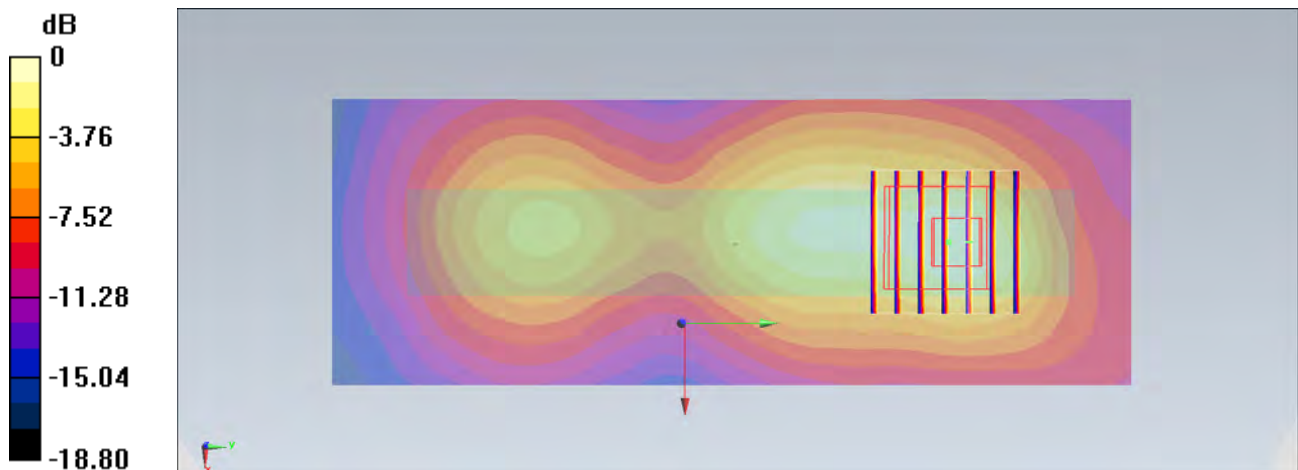
Configuration/Ch6/Zoom Scan (7x7x7)/Cube 0: Measurement grid: dx=5mm, dy=5mm, dz=5mm

Reference Value = 11.460 V/m; Power Drift = -0.01 dB

Peak SAR (extrapolated) = 0.399 W/kg

SAR(1 g) = 0.203 W/kg; SAR(10 g) = 0.107 W/kg

Maximum value of SAR (measured) = 0.255 W/kg



0 dB = 0.255 W/kg = -5.93 dBW/kg

#211_WLAN2.4GHz_802.11b 1Mbps_Top Side_1cm_Ch6;Battery1_With Scanner

DUT: 322304-07

Communication System: 802.11b; Frequency: 2437 MHz; Duty Cycle: 1:1.024

Medium: MSL_2450_130705 Medium parameters used: $f = 2437$ MHz; $\sigma = 2.001$ S/m; $\epsilon_r = 53.956$; $\rho =$

1000 kg/m³

Ambient Temperature : 22.6 °C; Liquid Temperature : 21.6 °C

DASY5 Configuration:

- Probe: ES3DV3 - SN3270; ConvF(4.17, 4.17, 4.17); Calibrated: 2012/9/28;
- Sensor-Surface: 3mm (Mechanical Surface Detection)
- Electronics: DAE4 Sn778; Calibrated: 2012/8/27
- Phantom: SAM-Left; Type: QD 000 P40 C; Serial: TP-1478
- Measurement SW: DASY52, Version 52.8 (6); SEMCAD X Version 14.6.9 (7117)

Configuration/Ch6/Area Scan (51x91x1): Interpolated grid: dx=1.200 mm, dy=1.200 mm
 Maximum value of SAR (interpolated) = 0.239 W/kg

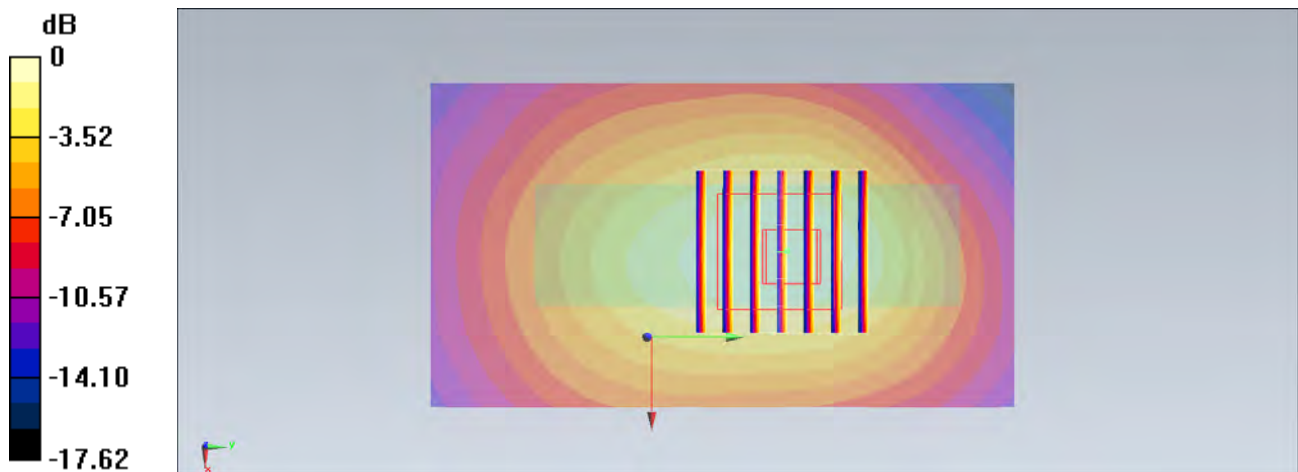
Configuration/Ch6/Zoom Scan (7x7x7)/Cube 0: Measurement grid: dx=5mm, dy=5mm, dz=5mm

Reference Value = 11.172 V/m; Power Drift = -0.04 dB

Peak SAR (extrapolated) = 0.365 W/kg

SAR(1 g) = 0.192 W/kg; SAR(10 g) = 0.108 W/kg

Maximum value of SAR (measured) = 0.235 W/kg



0 dB = 0.235 W/kg = -6.29 dBW/kg

#212_WLAN2.4GHz_802.11b 1Mbps_Back_1cm_Ch6;Battery2_With Scanner

DUT: 322304-07

Communication System: 802.11b; Frequency: 2437 MHz; Duty Cycle: 1:1.024

Medium: MSL_2450_130705 Medium parameters used: $f = 2437$ MHz; $\sigma = 2.001$ S/m; $\epsilon_r = 53.956$; $\rho =$

1000 kg/m³

Ambient Temperature : 22.6 °C ; Liquid Temperature : 21.6 °C

DASY5 Configuration:

- Probe: ES3DV3 - SN3270; ConvF(4.17, 4.17, 4.17); Calibrated: 2012/9/28;
- Sensor-Surface: 3mm (Mechanical Surface Detection)
- Electronics: DAE4 Sn778; Calibrated: 2012/8/27
- Phantom: SAM-Left; Type: QD 000 P40 C; Serial: TP-1478
- Measurement SW: DASY52, Version 52.8 (6); SEMCAD X Version 14.6.9 (7117)

Configuration/Ch6/Area Scan (81x141x1): Interpolated grid: dx=1.200 mm, dy=1.200 mm
 Maximum value of SAR (interpolated) = 0.148 W/kg

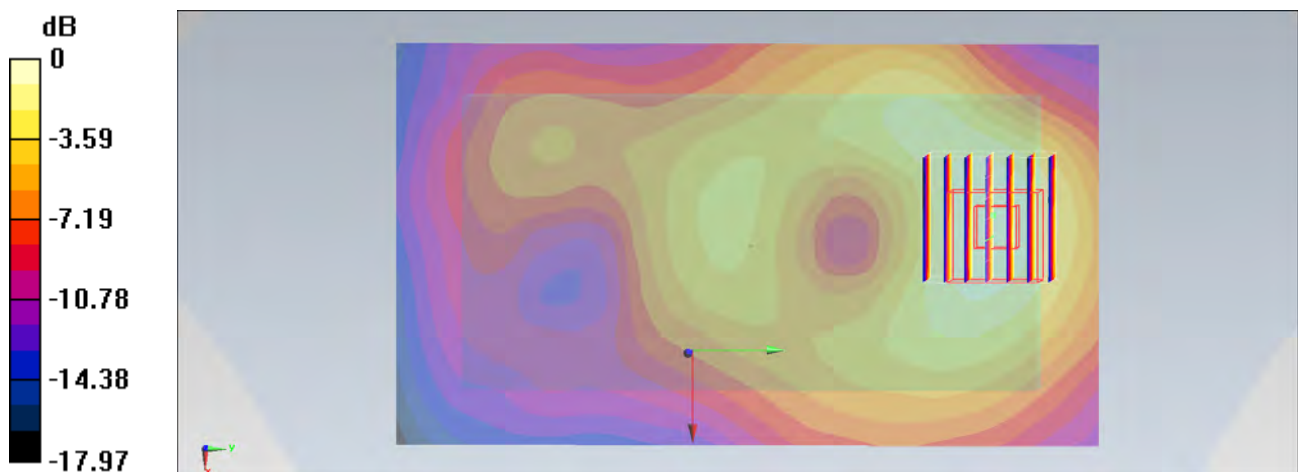
Configuration/Ch6/Zoom Scan (7x7x7)/Cube 0: Measurement grid: dx=5mm, dy=5mm,
 dz=5mm

Reference Value = 8.821 V/m; Power Drift = -0.03 dB

Peak SAR (extrapolated) = 0.226 W/kg

SAR(1 g) = 0.121 W/kg; SAR(10 g) = 0.068 W/kg

Maximum value of SAR (measured) = 0.148 W/kg



0 dB = 0.148 W/kg = -8.30 dBW/kg

#209_WLAN2.4GHz_802.11b 1Mbps_Back_1cm_Ch6;Battery1_Without Scanner

DUT: 322304-07

Communication System: 802.11b; Frequency: 2437 MHz; Duty Cycle: 1:1.024

Medium: MSL_2450_130705 Medium parameters used: $f = 2437$ MHz; $\sigma = 2.001$ S/m; $\epsilon_r = 53.956$; $\rho =$

1000 kg/m³

Ambient Temperature : 22.6 °C ; Liquid Temperature : 21.6 °C

DASY5 Configuration:

- Probe: ES3DV3 - SN3270; ConvF(4.17, 4.17, 4.17); Calibrated: 2012/9/28;
- Sensor-Surface: 3mm (Mechanical Surface Detection)
- Electronics: DAE4 Sn778; Calibrated: 2012/8/27
- Phantom: SAM-Left; Type: QD 000 P40 C; Serial: TP-1478
- Measurement SW: DASY52, Version 52.8 (6); SEMCAD X Version 14.6.9 (7117)

Configuration/Ch6/Area Scan (81x141x1): Interpolated grid: dx=1.200 mm, dy=1.200 mm
Maximum value of SAR (interpolated) = 0.257 W/kg


Configuration/Ch6/Zoom Scan (7x7x7)/Cube 0: Measurement grid: dx=5mm, dy=5mm, dz=5mm

Reference Value = 11.504 V/m; Power Drift = -0.00 dB

Peak SAR (extrapolated) = 0.387 W/kg

SAR(1 g) = 0.207 W/kg; SAR(10 g) = 0.114 W/kg

Maximum value of SAR (measured) = 0.256 W/kg



0 dB = 0.256 W/kg = -5.92 dBW/kg

#213_WLAN2.4GHz_802.11b 1Mbps_Back_1cm_Ch1;Battery1_With Scanner

DUT: 322304-07

Communication System: 802.11b; Frequency: 2412 MHz; Duty Cycle: 1:1.024

Medium: MSL_2450_130705 Medium parameters used: $f = 2412$ MHz; $\sigma = 1.963$ S/m; $\epsilon_r = 54.025$; $\rho =$

1000 kg/m³

Ambient Temperature : 22.6 °C; Liquid Temperature : 21.6 °C

DASY5 Configuration:

- Probe: ES3DV3 - SN3270; ConvF(4.17, 4.17, 4.17); Calibrated: 2012/9/28;
- Sensor-Surface: 3mm (Mechanical Surface Detection)
- Electronics: DAE4 Sn778; Calibrated: 2012/8/27
- Phantom: SAM-Left; Type: QD 000 P40 C; Serial: TP-1478
- Measurement SW: DASY52, Version 52.8 (6); SEMCAD X Version 14.6.9 (7117)

Configuration/Ch1/Area Scan (81x141x1): Interpolated grid: dx=1.200 mm, dy=1.200 mm
Maximum value of SAR (interpolated) = 0.274 W/kg


Configuration/Ch1/Zoom Scan (7x7x7)/Cube 0: Measurement grid: dx=5mm, dy=5mm, dz=5mm

Reference Value = 12.124 V/m; Power Drift = 0.00 dB

Peak SAR (extrapolated) = 0.425 W/kg

SAR(1 g) = 0.211 W/kg; SAR(10 g) = 0.120 W/kg

Maximum value of SAR (measured) = 0.275 W/kg



0 dB = 0.275 W/kg = -5.61 dBW/kg

#214_WLAN2.4GHz_802.11b 1Mbps_Back_1cm_Ch11;Battery1_With Scanner

DUT: 322304-07

Communication System: 802.11b; Frequency: 2462 MHz; Duty Cycle: 1:1.024

Medium: MSL_2450_130705 Medium parameters used: $f = 2462$ MHz; $\sigma = 2.037$ S/m; $\epsilon_r = 53.921$; $\rho =$

1000 kg/m³

Ambient Temperature : 22.6 °C ; Liquid Temperature : 21.6 °C

DASY5 Configuration:

- Probe: ES3DV3 - SN3270; ConvF(4.17, 4.17, 4.17); Calibrated: 2012/9/28;
- Sensor-Surface: 3mm (Mechanical Surface Detection)
- Electronics: DAE4 Sn778; Calibrated: 2012/8/27
- Phantom: SAM-Left; Type: QD 000 P40 C; Serial: TP-1478
- Measurement SW: DASY52, Version 52.8 (6); SEMCAD X Version 14.6.9 (7117)

Configuration/Ch11/Area Scan (81x141x1): Interpolated grid: dx=1.200 mm, dy=1.200 mm
Maximum value of SAR (interpolated) = 0.227 W/kg

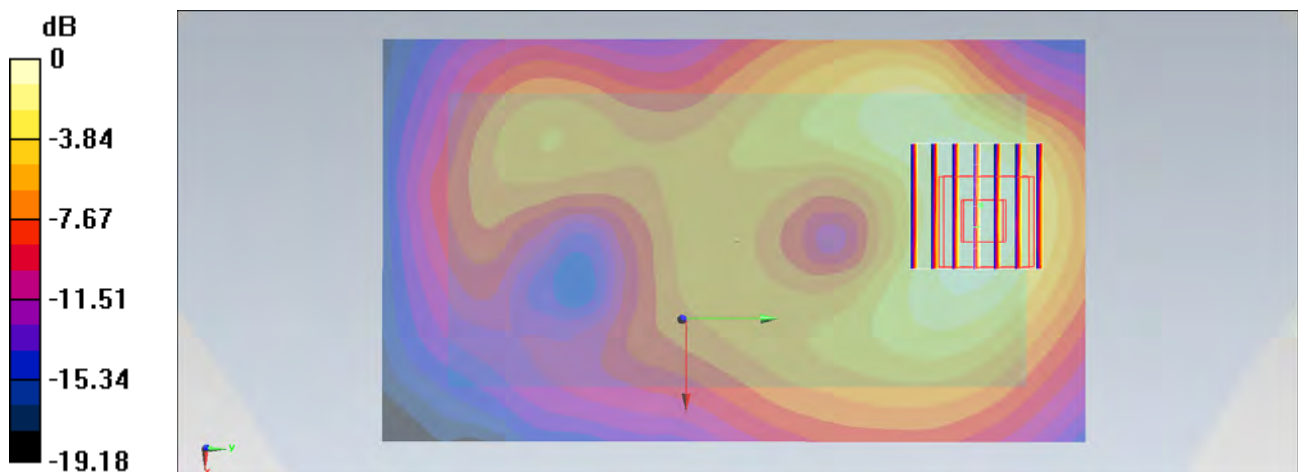
Configuration/Ch11/Zoom Scan (7x7x7)/Cube 0: Measurement grid: dx=5mm, dy=5mm, dz=5mm

Reference Value = 10.553 V/m; Power Drift = -0.19 dB

Peak SAR (extrapolated) = 0.339 W/kg

SAR(1 g) = 0.173 W/kg; SAR(10 g) = 0.095 W/kg

Maximum value of SAR (measured) = 0.216 W/kg



0 dB = 0.216 W/kg = -6.66 dBW/kg

#215_WLAN2.4GHz_802.11b 1Mbps_Back_1.5cm_Ch6;Battery1_With Scanner

DUT: 322304-07

Communication System: 802.11b; Frequency: 2437 MHz; Duty Cycle: 1:1.024

Medium: MSL_2450_130705 Medium parameters used: $f = 2437$ MHz; $\sigma = 2.001$ S/m; $\epsilon_r = 53.956$; $\rho =$

1000 kg/m³

Ambient Temperature : 22.6 °C; Liquid Temperature : 21.6 °C

DASY5 Configuration:

- Probe: ES3DV3 - SN3270; ConvF(4.17, 4.17, 4.17); Calibrated: 2012/9/28;
- Sensor-Surface: 3mm (Mechanical Surface Detection)
- Electronics: DAE4 Sn778; Calibrated: 2012/8/27
- Phantom: SAM-Left; Type: QD 000 P40 C; Serial: TP-1478
- Measurement SW: DASY52, Version 52.8 (6); SEMCAD X Version 14.6.9 (7117)

Configuration/Ch6/Area Scan (81x141x1): Interpolated grid: dx=1.200 mm, dy=1.200 mm
 Maximum value of SAR (interpolated) = 0.164 W/kg

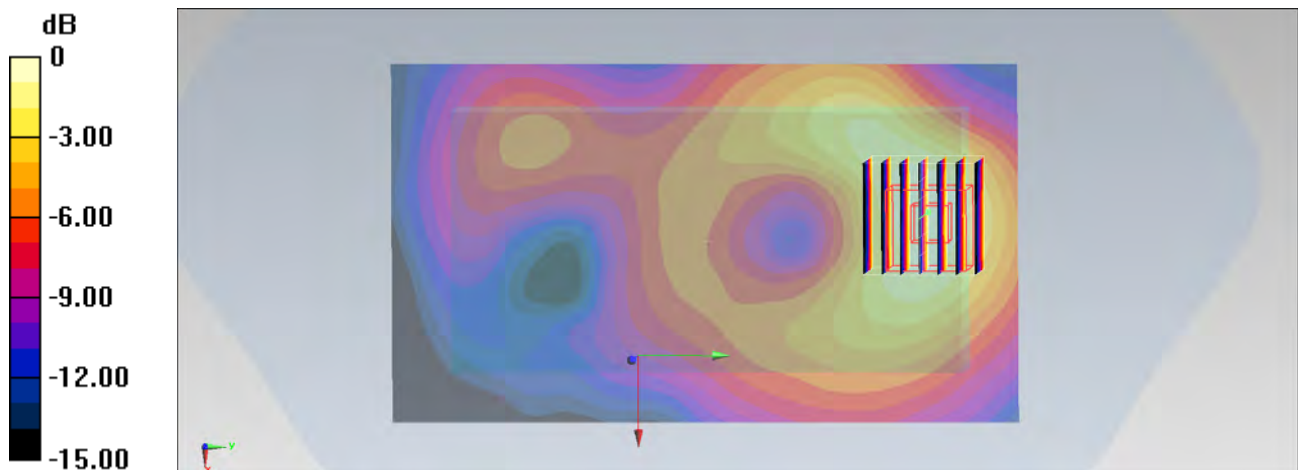
Configuration/Ch6/Zoom Scan (7x7x7)/Cube 0: Measurement grid: dx=5mm, dy=5mm, dz=5mm

Reference Value = 9.127 V/m; Power Drift = 0.11 dB

Peak SAR (extrapolated) = 0.247 W/kg

SAR(1 g) = 0.129 W/kg; SAR(10 g) = 0.071 W/kg

Maximum value of SAR (measured) = 0.160 W/kg



0 dB = 0.160 W/kg = -7.96 dBW/kg

#216_WLAN2.4GHz_802.11b 1Mbps_Back_0cm_Ch6;Battery1_With Scanner_Holster

DUT: 322304-07

Communication System: 802.11b; Frequency: 2437 MHz; Duty Cycle: 1:1.024

Medium: MSL_2450_130705 Medium parameters used: $f = 2437$ MHz; $\sigma = 2.001$ S/m; $\epsilon_r = 53.956$; $\rho =$

1000 kg/m³

Ambient Temperature : 22.6 °C ; Liquid Temperature : 21.6 °C

DASY5 Configuration:

- Probe: ES3DV3 - SN3270; ConvF(4.17, 4.17, 4.17); Calibrated: 2012/9/28;
- Sensor-Surface: 3mm (Mechanical Surface Detection)
- Electronics: DAE4 Sn778; Calibrated: 2012/8/27
- Phantom: SAM-Left; Type: QD 000 P40 C; Serial: TP-1478
- Measurement SW: DASY52, Version 52.8 (6); SEMCAD X Version 14.6.9 (7117)

Configuration/Ch6/Area Scan (81x141x1): Interpolated grid: dx=1.200 mm, dy=1.200 mm
 Maximum value of SAR (interpolated) = 0.151 W/kg

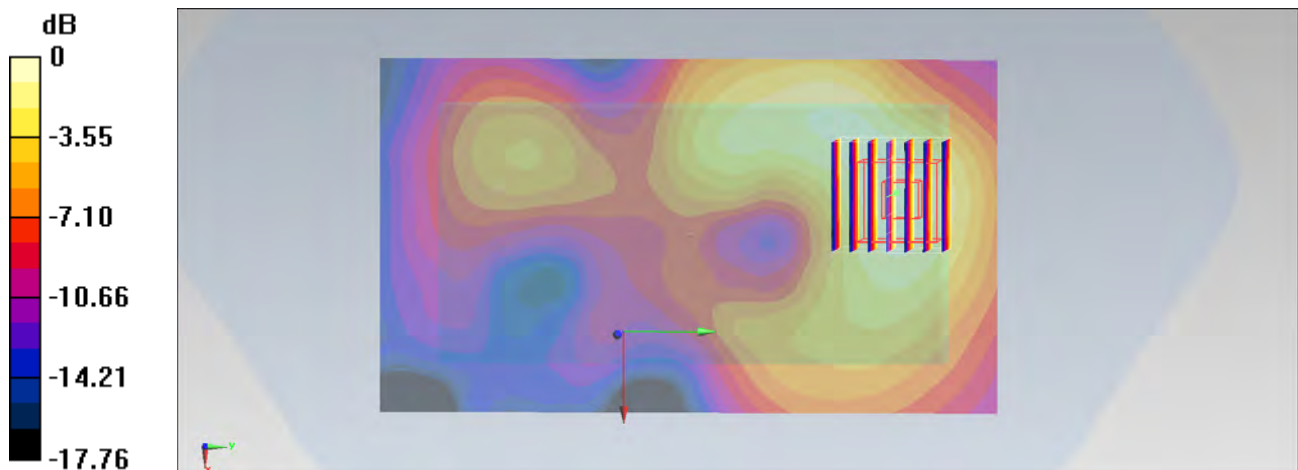
Configuration/Ch6/Zoom Scan (7x7x7)/Cube 0: Measurement grid: dx=5mm, dy=5mm, dz=5mm

Reference Value = 8.768 V/m; Power Drift = -0.04 dB

Peak SAR (extrapolated) = 0.229 W/kg

SAR(1 g) = 0.119 W/kg; SAR(10 g) = 0.065 W/kg

Maximum value of SAR (measured) = 0.145 W/kg



0 dB = 0.145 W/kg = -8.39 dBW/kg

#217_WLAN2.4GHz_802.11b 1Mbps_Back_1.5cm_Ch1;Battery1_With Scanner

DUT: 322304-07

Communication System: 802.11b; Frequency: 2412 MHz; Duty Cycle: 1:1.024

Medium: MSL_2450_130705 Medium parameters used: $f = 2412$ MHz; $\sigma = 1.963$ S/m; $\epsilon_r = 54.025$; $\rho =$

1000 kg/m³

Ambient Temperature : 22.6 °C; Liquid Temperature : 21.6 °C

DASY5 Configuration:

- Probe: ES3DV3 - SN3270; ConvF(4.17, 4.17, 4.17); Calibrated: 2012/9/28;
- Sensor-Surface: 3mm (Mechanical Surface Detection)
- Electronics: DAE4 Sn778; Calibrated: 2012/8/27
- Phantom: SAM-Left; Type: QD 000 P40 C; Serial: TP-1478
- Measurement SW: DASY52, Version 52.8 (6); SEMCAD X Version 14.6.9 (7117)

Configuration/Ch1/Area Scan (81x141x1): Interpolated grid: dx=1.200 mm, dy=1.200 mm
Maximum value of SAR (interpolated) = 0.145 W/kg


Configuration/Ch1/Zoom Scan (7x7x7)/Cube 0: Measurement grid: dx=5mm, dy=5mm, dz=5mm

Reference Value = 8.717 V/m; Power Drift = 0.10 dB

Peak SAR (extrapolated) = 0.217 W/kg

SAR(1 g) = 0.117 W/kg; SAR(10 g) = 0.065 W/kg

Maximum value of SAR (measured) = 0.143 W/kg



0 dB = 0.143 W/kg = -8.45 dBW/kg

#218_WLAN2.4GHz_802.11b 1Mbps_Back_1.5cm_Ch11;Battery1_With Scanner

DUT: 322304-07

Communication System: 802.11b; Frequency: 2462 MHz; Duty Cycle: 1:1.024

Medium: MSL_2450_130705 Medium parameters used: $f = 2462$ MHz; $\sigma = 2.037$ S/m; $\epsilon_r = 53.921$; $\rho =$

1000 kg/m³

Ambient Temperature : 22.6 °C; Liquid Temperature : 21.6 °C

DASY5 Configuration:

- Probe: ES3DV3 - SN3270; ConvF(4.17, 4.17, 4.17); Calibrated: 2012/9/28;
- Sensor-Surface: 3mm (Mechanical Surface Detection)
- Electronics: DAE4 Sn778; Calibrated: 2012/8/27
- Phantom: SAM-Left; Type: QD 000 P40 C; Serial: TP-1478
- Measurement SW: DASY52, Version 52.8 (6); SEMCAD X Version 14.6.9 (7117)

Configuration/Ch11/Area Scan (81x141x1): Interpolated grid: dx=1.200 mm, dy=1.200 mm
 Maximum value of SAR (interpolated) = 0.150 W/kg


Configuration/Ch11/Zoom Scan (7x7x7)/Cube 0: Measurement grid: dx=5mm, dy=5mm, dz=5mm

Reference Value = 8.810 V/m; Power Drift = 0.07 dB

Peak SAR (extrapolated) = 0.233 W/kg

SAR(1 g) = 0.124 W/kg; SAR(10 g) = 0.069 W/kg

Maximum value of SAR (measured) = 0.152 W/kg



0 dB = 0.152 W/kg = -8.18 dBW/kg

#220_WLAN2.4GHz_802.11b 1Mbps_Back_1.5cm_Ch6;Battery1_With Scanner_Headset

DUT: 322304-07

Communication System: 802.11b; Frequency: 2437 MHz; Duty Cycle: 1:1.024

Medium: MSL_2450_130705 Medium parameters used: $f = 2437$ MHz; $\sigma = 2.001$ S/m; $\epsilon_r = 53.956$; $\rho = 1000$ kg/m³

Ambient Temperature : 22.6 °C ; Liquid Temperature : 21.6 °C

DASY5 Configuration:

- Probe: ES3DV3 - SN3270; ConvF(4.17, 4.17, 4.17); Calibrated: 2012/9/28;
- Sensor-Surface: 3mm (Mechanical Surface Detection)
- Electronics: DAE4 Sn778; Calibrated: 2012/8/27
- Phantom: SAM-Left; Type: QD 000 P40 C; Serial: TP-1478
- Measurement SW: DASY52, Version 52.8 (6); SEMCAD X Version 14.6.9 (7117)

Configuration/Ch6/Area Scan (81x141x1): Interpolated grid: dx=1.200 mm, dy=1.200 mm
Maximum value of SAR (interpolated) = 0.164 W/kg

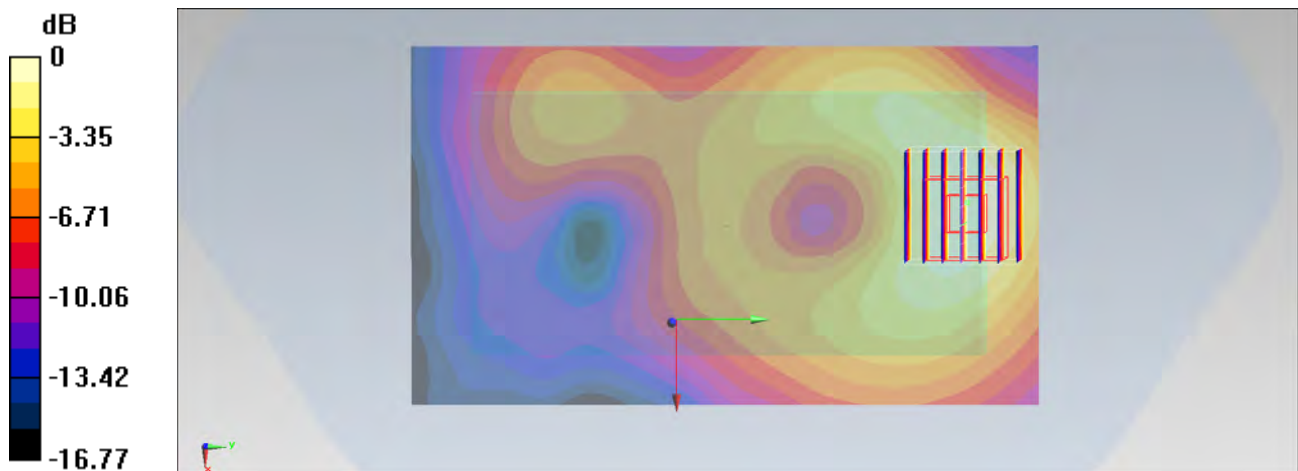
Configuration/Ch6/Zoom Scan (7x7x7)/Cube 0: Measurement grid: dx=5mm, dy=5mm, dz=5mm

Reference Value = 9.219 V/m; Power Drift = -0.01 dB

Peak SAR (extrapolated) = 0.249 W/kg

SAR(1 g) = 0.122 W/kg; SAR(10 g) = 0.066 W/kg

Maximum value of SAR (measured) = 0.164 W/kg



0 dB = 0.164 W/kg = -7.85 dBW/kg

#304_WLAN5GHz_802.11a 6Mbps_Front_1.5cm_Ch48;Battery1_With Scanner

DUT: 322304-07

Communication System: 802.11a; Frequency: 5240 MHz; Duty Cycle: 1:1.146

Medium: MSL_5G_130706 Medium parameters used : $f = 5240$ MHz; $\sigma = 5.166$ mho/m; $\epsilon_r = 47.38$; $\rho =$

1000 kg/m³

Ambient Temperature : 23.7 °C; Liquid Temperature : 22.7 °C

DASY5 Configuration:

- Probe: EX3DV4 - SN3792; ConvF(4.27, 4.27, 4.27); Calibrated: 2013/6/4;
- Sensor-Surface: 1.4mm (Mechanical Surface Detection)
- Electronics: DAE4 Sn1338; Calibrated: 2013/5/28
- Phantom: SAM Right; Type: QD000P40CC; Serial: TP:1383
- Measurement SW: DASY52, Version 52.8 (3); SEMCAD X Version 14.6.5 (6469)

Configuration/Ch48/Area Scan (91x171x1): Measurement grid: dx=10mm, dy=10mm
 Maximum value of SAR (interpolated) = 0.190 mW/g


Configuration/Ch48/Zoom Scan (7x7x7)/Cube 0: Measurement grid: dx=4mm, dy=4mm, dz=1.4mm

Reference Value = 5.403 V/m; Power Drift = 0.18 dB

Peak SAR (extrapolated) = 0.215 mW/g

SAR(1 g) = 0.047 mW/g; SAR(10 g) = 0.014 mW/g

Maximum value of SAR (measured) = 0.128 mW/g



0 dB = 0.128 mW/g = -17.86 dB mW/g

#300_WLAN5GHz_802.11a 6Mbps_Back_1.5cm_Ch48;Battery1_With Scanner

DUT: 322304-07

Communication System: 802.11a; Frequency: 5240 MHz; Duty Cycle: 1:1.146

Medium: MSL_5G_130706 Medium parameters used : $f = 5240$ MHz; $\sigma = 5.166$ mho/m; $\epsilon_r = 47.38$; $\rho =$

1000 kg/m³

Ambient Temperature : 23.7 °C; Liquid Temperature : 22.7 °C

DASY5 Configuration:

- Probe: EX3DV4 - SN3792; ConvF(4.27, 4.27, 4.27); Calibrated: 2013/6/4;
- Sensor-Surface: 1.4mm (Mechanical Surface Detection)
- Electronics: DAE4 Sn1338; Calibrated: 2013/5/28
- Phantom: SAM Right; Type: QD000P40CC; Serial: TP:1383
- Measurement SW: DASY52, Version 52.8 (3); SEMCAD X Version 14.6.5 (6469)

Configuration/Ch48/Area Scan (91x161x1): Measurement grid: dx=10mm, dy=10mm

Maximum value of SAR (interpolated) = 0.918 mW/g

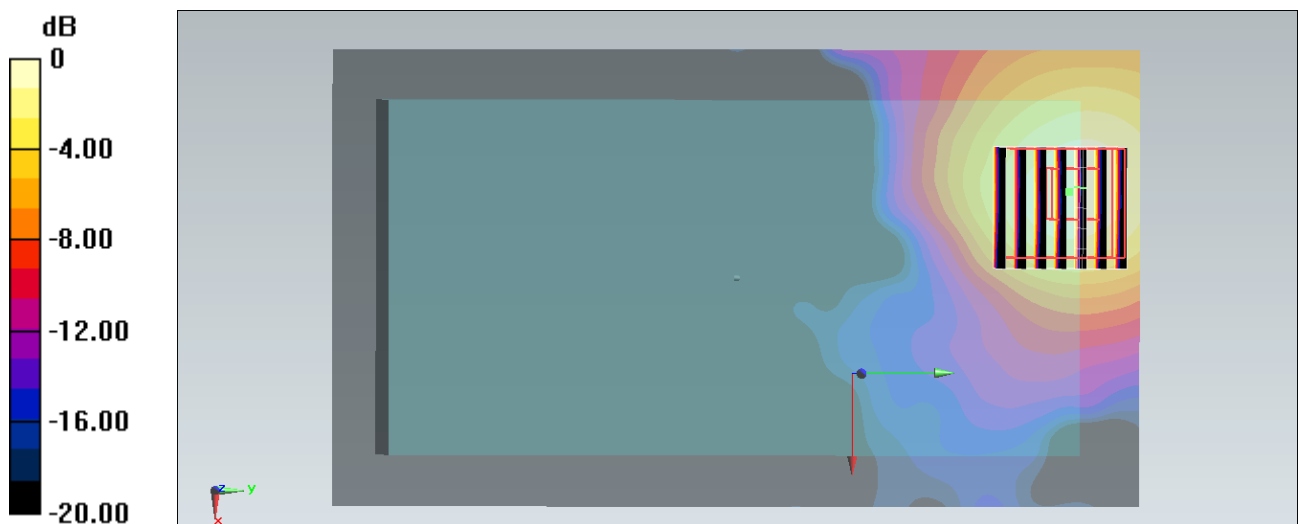
Configuration/Ch48/Zoom Scan (7x7x7)/Cube 0: Measurement grid: dx=4mm, dy=4mm, dz=1.4mm

Reference Value = 14.643 V/m; Power Drift = -0.02 dB

Peak SAR (extrapolated) = 1.410 mW/g

SAR(1 g) = 0.420 mW/g; SAR(10 g) = 0.161 mW/g

Maximum value of SAR (measured) = 0.910 mW/g



0 dB = 0.910 mW/g = -0.82 dB mW/g

#305_WLAN5GHz_802.11a 6Mbps_Back_1.5cm_Ch48;Battery2_With Scanner

DUT: 322304-07

Communication System: 802.11a; Frequency: 5240 MHz; Duty Cycle: 1:1.146

Medium: MSL_5G_130706 Medium parameters used : $f = 5240$ MHz; $\sigma = 5.166$ mho/m; $\epsilon_r = 47.38$; $\rho =$

1000 kg/m³

Ambient Temperature : 23.7 °C; Liquid Temperature : 22.7 °C

DASY5 Configuration:

- Probe: EX3DV4 - SN3792; ConvF(4.27, 4.27, 4.27); Calibrated: 2013/6/4;
- Sensor-Surface: 1.4mm (Mechanical Surface Detection)
- Electronics: DAE4 Sn1338; Calibrated: 2013/5/28
- Phantom: SAM Right; Type: QD000P40CC; Serial: TP:1383
- Measurement SW: DASY52, Version 52.8 (3); SEMCAD X Version 14.6.5 (6469)

Configuration/Ch48/Area Scan (91x161x1): Measurement grid: dx=10mm, dy=10mm
 Maximum value of SAR (interpolated) = 0.513 mW/g

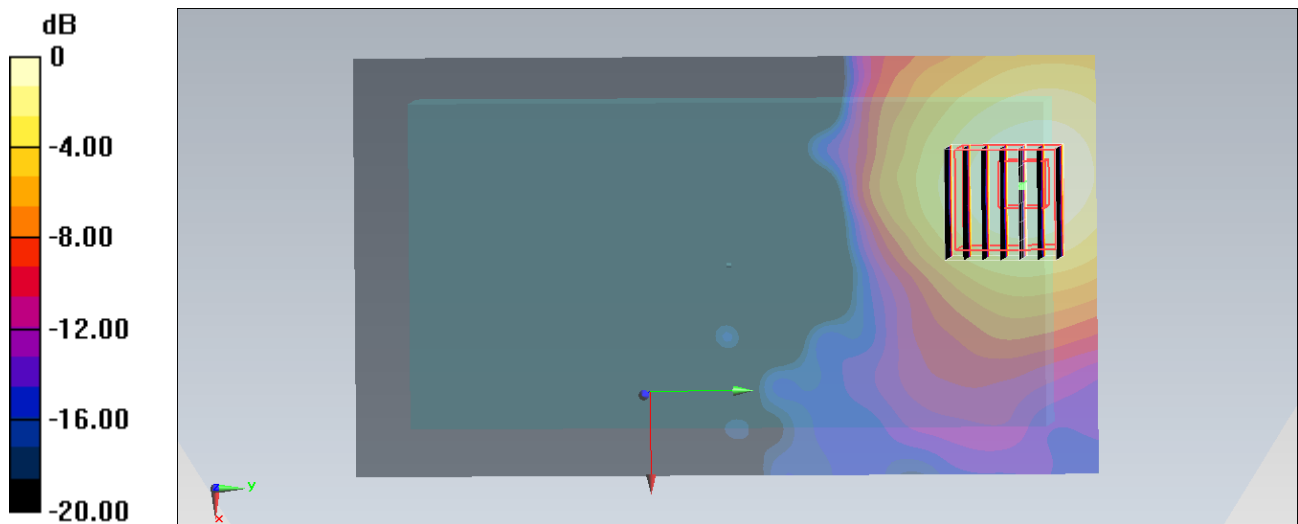
Configuration/Ch48/Zoom Scan (7x7x7)/Cube 0: Measurement grid: dx=4mm, dy=4mm, dz=1.4mm

Reference Value = 10.890 V/m; Power Drift = -0.07 dB

Peak SAR (extrapolated) = 0.790 mW/g

SAR(1 g) = 0.228 mW/g; SAR(10 g) = 0.093 mW/g

Maximum value of SAR (measured) = 0.499 mW/g



0 dB = 0.499 mW/g = -6.04 dB mW/g

#306_WLAN5GHz_802.11a 6Mbps_Back_1.5cm_Ch48;Battery1_Without Scanner

DUT: 322304-07

Communication System: 802.11a; Frequency: 5240 MHz; Duty Cycle: 1:1.146

Medium: MSL_5G_130706 Medium parameters used : $f = 5240$ MHz; $\sigma = 5.166$ mho/m; $\epsilon_r = 47.38$; $\rho =$

1000 kg/m³

Ambient Temperature : 23.7 °C; Liquid Temperature : 22.7 °C

DASY5 Configuration:

- Probe: EX3DV4 - SN3792; ConvF(4.27, 4.27, 4.27); Calibrated: 2013/6/4;
- Sensor-Surface: 1.4mm (Mechanical Surface Detection)
- Electronics: DAE4 Sn1338; Calibrated: 2013/5/28
- Phantom: SAM Right; Type: QD000P40CC; Serial: TP:1383
- Measurement SW: DASY52, Version 52.8 (3); SEMCAD X Version 14.6.5 (6469)

Configuration/Ch48/Area Scan (91x161x1): Measurement grid: dx=10mm, dy=10mm

Maximum value of SAR (interpolated) = 1.02 mW/g

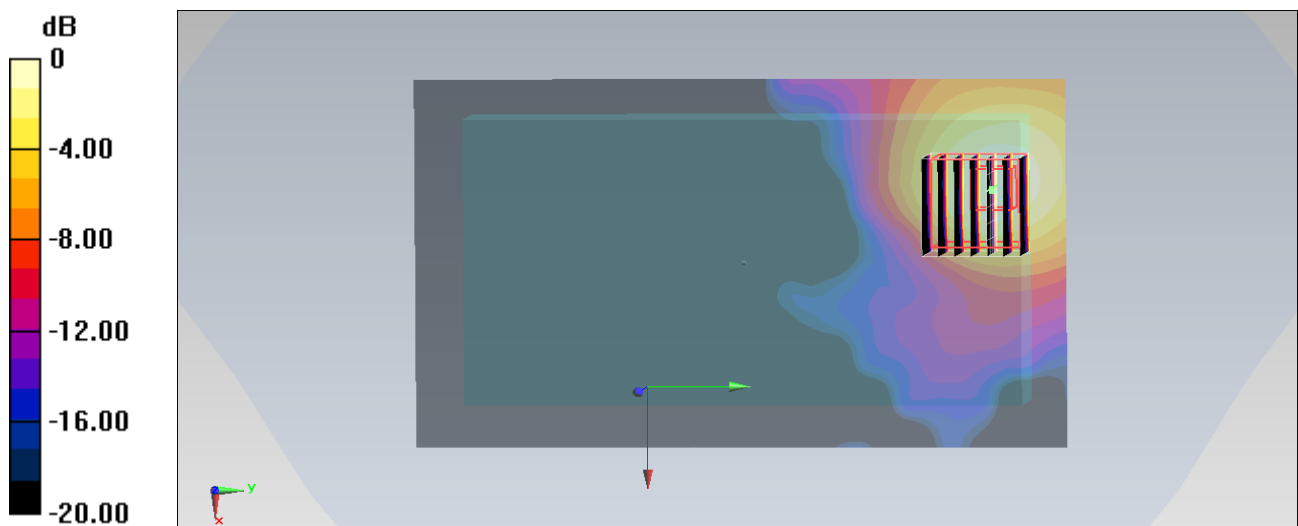
Configuration/Ch48/Zoom Scan (7x7x7)/Cube 0: Measurement grid: dx=4mm, dy=4mm, dz=1.4mm

Reference Value = 15.121 V/m; Power Drift = 0.06 dB

Peak SAR (extrapolated) = 1.537 mW/g

SAR(1 g) = 0.401 mW/g; SAR(10 g) = 0.148 mW/g

Maximum value of SAR (measured) = 0.984 mW/g



0 dB = 0.984 mW/g = -0.14 dB mW/g

#307_WLAN5GHz_802.11a 6Mbps_Back_0cm_Ch48;Battery1_With Scanner_Holster

DUT: 322304-07

Communication System: 802.11a; Frequency: 5240 MHz; Duty Cycle: 1:1.146

Medium: MSL_5G_130706 Medium parameters used : $f = 5240$ MHz; $\sigma = 5.166$ mho/m; $\epsilon_r = 47.38$; $\rho =$

1000 kg/m³

Ambient Temperature : 23.7 °C; Liquid Temperature : 22.7 °C

DASY5 Configuration:

- Probe: EX3DV4 - SN3792; ConvF(4.27, 4.27, 4.27); Calibrated: 2013/6/4;
- Sensor-Surface: 1.4mm (Mechanical Surface Detection)
- Electronics: DAE4 Sn1338; Calibrated: 2013/5/28
- Phantom: SAM Right; Type: QD000P40CC; Serial: TP:1383
- Measurement SW: DASY52, Version 52.8 (3); SEMCAD X Version 14.6.5 (6469)

Configuration/Ch48/Area Scan (91x161x1): Measurement grid: dx=10mm, dy=10mm
 Maximum value of SAR (interpolated) = 0.695 mW/g

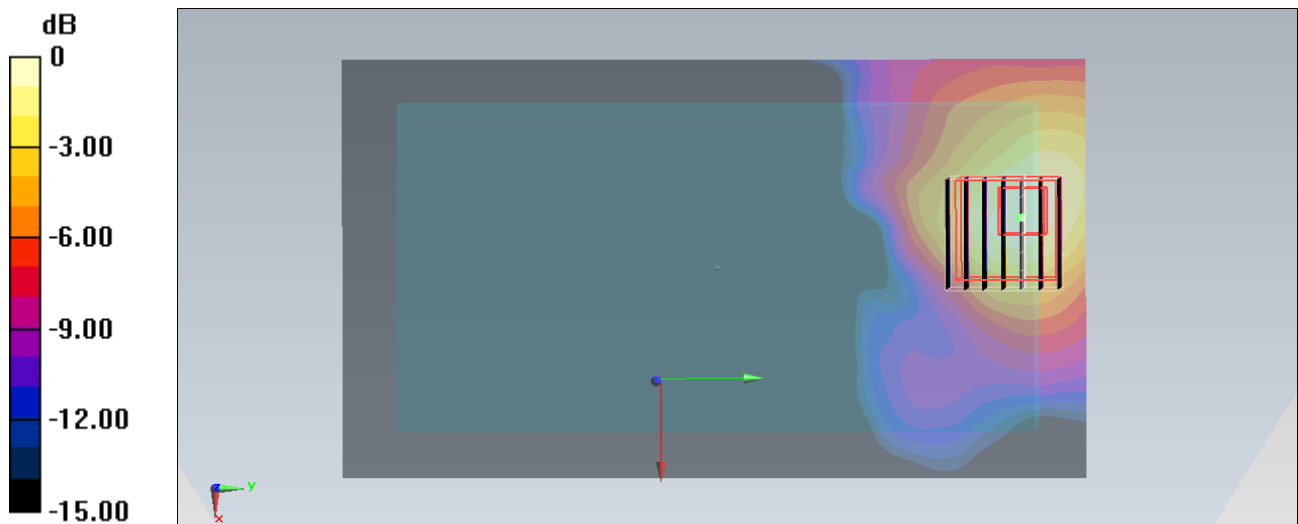
Configuration/Ch48/Zoom Scan (7x7x7)/Cube 0: Measurement grid: dx=4mm, dy=4mm, dz=1.4mm

Reference Value = 12.798 V/m; Power Drift = 0.17 dB

Peak SAR (extrapolated) = 1.199 mW/g

SAR(1 g) = 0.337 mW/g; SAR(10 g) = 0.126 mW/g

Maximum value of SAR (measured) = 0.754 mW/g



0 dB = 0.754 mW/g = -2.45 dB mW/g

#345_WLAN5GHz_802.11a 6Mbps_Back_1.5cm_Ch40;Battery1_With Scanner

DUT: 322304-07

Communication System:802.11a; Frequency: 5200 MHz;Duty Cycle: 1:1.146

Medium: MSL_5G_130706 Medium parameters used: $f = 5200$ MHz; $\sigma = 5.138$ S/m; $\epsilon_r = 47.493$; $\rho =$

1000 kg/m³

Ambient Temperature : 23.7 °C; Liquid Temperature : 22.7 °C

DASY5 Configuration:

- Probe: EX3DV4 - SN3792; ConvF(4.27, 4.27, 4.27); Calibrated: 2013/6/4;
- Sensor-Surface: 1.4mm (Mechanical Surface Detection)
- Electronics: DAE4 Sn1338; Calibrated: 2013/5/28
- Phantom: SAM Right; Type: QD000P40CC; Serial: TP:1383
- Measurement SW: DASY52, Version 52.8 (3);SEMCAD X Version 14.6.5 (6469)

Configuration/Ch40/Area Scan (91x161x1): Interpolated grid: $dx=1.000$ mm, $dy=1.000$ mm
 Maximum value of SAR (interpolated) = 0.392 W/kg

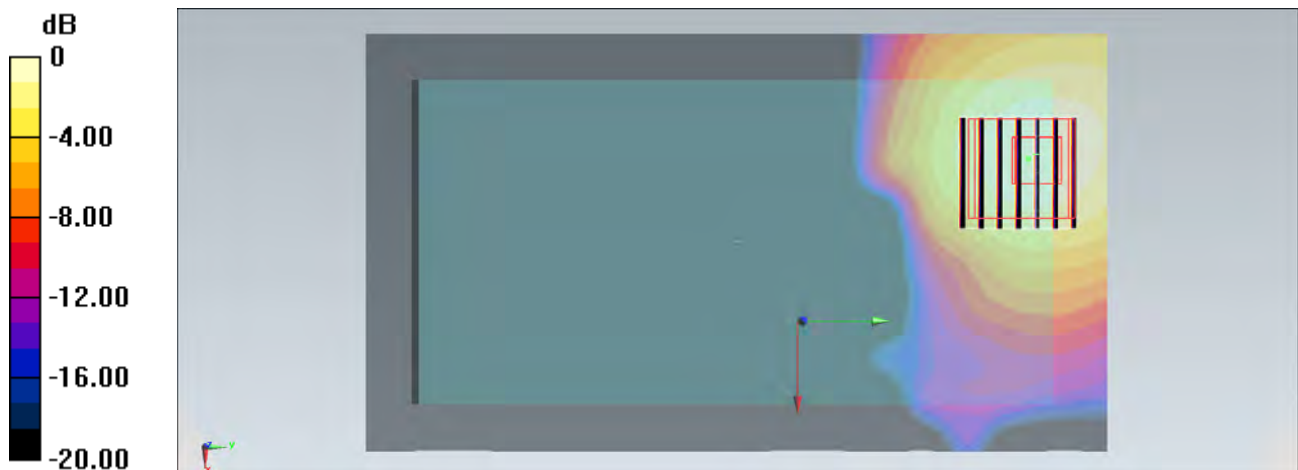
Configuration/Ch40/Zoom Scan (7x7x7)/Cube 0: Measurement grid: $dx=4$ mm, $dy=4$ mm, $dz=1.4$ mm

Reference Value = 9.661 V/m; Power Drift = -0.03 dB

Peak SAR (extrapolated) = 0.608 W/kg

SAR(1 g) = 0.183 W/kg; SAR(10 g) = 0.075 W/kg

Maximum value of SAR (measured) = 0.391 W/kg



0 dB = 0.391 W/kg = -4.08 dBW/kg

#309_WLAN5GHz_802.11a 6Mbps_Back_1.5cm_Ch48;Battery1_With Scanner_Headset

DUT: 322304-07

Communication System: 802.11a; Frequency: 5240 MHz; Duty Cycle: 1:1.146

Medium: MSL_5G_130706 Medium parameters used : $f = 5240$ MHz; $\sigma = 5.166$ mho/m; $\epsilon_r = 47.38$; $\rho =$

1000 kg/m³

Ambient Temperature : 23.7 °C; Liquid Temperature : 22.7 °C

DASY5 Configuration:

- Probe: EX3DV4 - SN3792; ConvF(4.27, 4.27, 4.27); Calibrated: 2013/6/4;
- Sensor-Surface: 1.4mm (Mechanical Surface Detection)
- Electronics: DAE4 Sn1338; Calibrated: 2013/5/28
- Phantom: SAM Right; Type: QD000P40CC; Serial: TP:1383
- Measurement SW: DASY52, Version 52.8 (3); SEMCAD X Version 14.6.5 (6469)

Configuration/Ch48/Area Scan (91x161x1): Measurement grid: dx=10mm, dy=10mm
 Maximum value of SAR (interpolated) = 0.556 mW/g

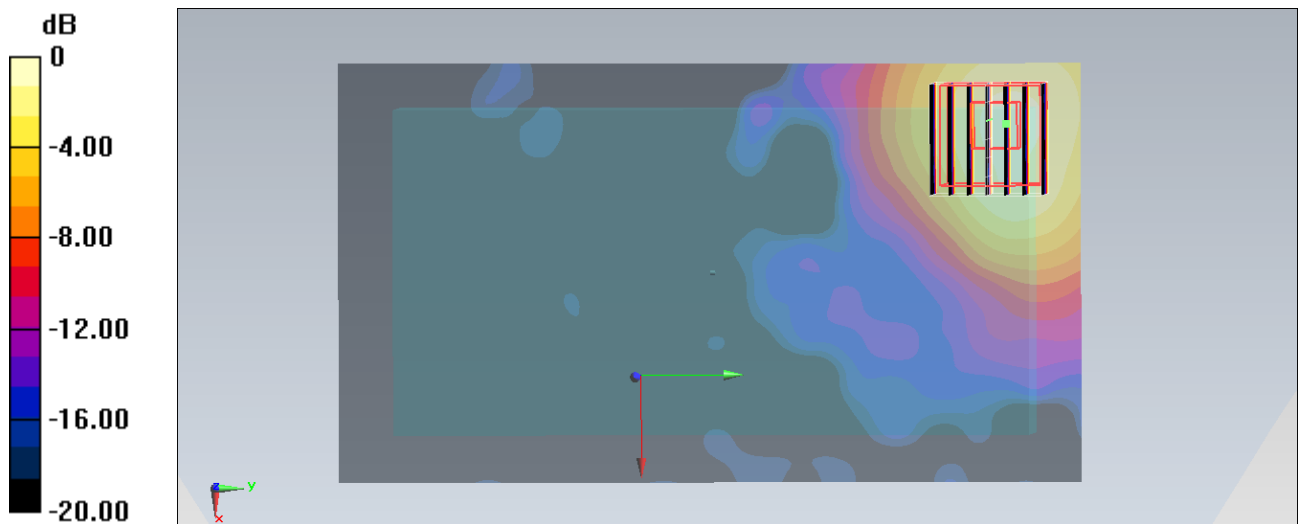
Configuration/Ch48/Zoom Scan (7x7x7)/Cube 0: Measurement grid: dx=4mm, dy=4mm, dz=1.4mm

Reference Value = 11.221 V/m; Power Drift = 0.10 dB

Peak SAR (extrapolated) = 1.075 mW/g

SAR(1 g) = 0.320 mW/g; SAR(10 g) = 0.136 mW/g

Maximum value of SAR (measured) = 0.686 mW/g



0 dB = 0.686 mW/g = -3.27 dB mW/g

#346_WLAN5GHz_802.11a 6Mbps_Back_1.5cm_Ch56;Battery1_With Scanner

DUT: 322304-07

Communication System:802.11a; Frequency: 5280 MHz;Duty Cycle: 1:1.146

Medium: MSL_5G_130706 Medium parameters used: $f = 5280$ MHz; $\sigma = 5.231$ S/m; $\epsilon_r = 47.294$; $\rho =$

1000 kg/m³

Ambient Temperature : 23.7 °C ; Liquid Temperature : 22.7 °C

DASY5 Configuration:

- Probe: EX3DV4 - SN3792; ConvF(4.27, 4.27, 4.27); Calibrated: 2013/6/4;
- Sensor-Surface: 1.4mm (Mechanical Surface Detection)
- Electronics: DAE4 Sn1338; Calibrated: 2013/5/28
- Phantom: SAM Right; Type: QD000P40CC; Serial: TP:1383
- Measurement SW: DASY52, Version 52.8 (3);SEMCAD X Version 14.6.5 (6469)

Configuration/Ch56/Area Scan (91x161x1): Interpolated grid: dx=1.000 mm, dy=1.000 mm
 Maximum value of SAR (interpolated) = 0.636 W/kg

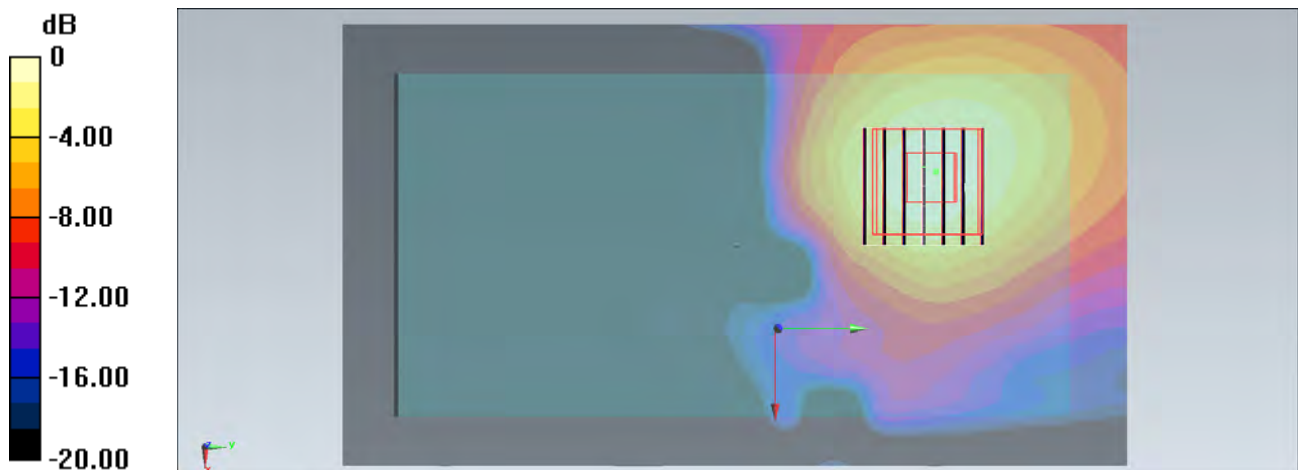
Configuration/Ch56/Zoom Scan (7x7x7)/Cube 0: Measurement grid: dx=4mm, dy=4mm, dz=1.4mm

Reference Value = 12.488 V/m; Power Drift = 0.00 dB

Peak SAR (extrapolated) = 0.984 W/kg

SAR(1 g) = 0.281 W/kg; SAR(10 g) = 0.110 W/kg

Maximum value of SAR (measured) = 0.614 W/kg



0 dB = 0.614 W/kg = -2.12 dBW/kg

#347_WLAN5GHz_802.11a 6Mbps_Back_1.5cm_Ch60;Battery1_With Scanner

DUT: 322304-07

Communication System:802.11a; Frequency: 5300 MHz;Duty Cycle: 1:1.146

Medium: MSL_5G_130706 Medium parameters used: $f = 5300$ MHz; $\sigma = 5.27$ S/m; $\epsilon_r = 47.255$; $\rho =$

1000 kg/m³

Ambient Temperature : 23.7 °C; Liquid Temperature : 22.7 °C

DASY5 Configuration:

- Probe: EX3DV4 - SN3792; ConvF(4.27, 4.27, 4.27); Calibrated: 2013/6/4;
- Sensor-Surface: 1.4mm (Mechanical Surface Detection)
- Electronics: DAE4 Sn1338; Calibrated: 2013/5/28
- Phantom: SAM Right; Type: QD000P40CC; Serial: TP:1383
- Measurement SW: DASY52, Version 52.8 (3);SEMCAD X Version 14.6.5 (6469)

Configuration/Ch60/Area Scan (91x161x1): Interpolated grid: $dx=1.000$ mm, $dy=1.000$ mm
 Maximum value of SAR (interpolated) = 0.514 W/kg

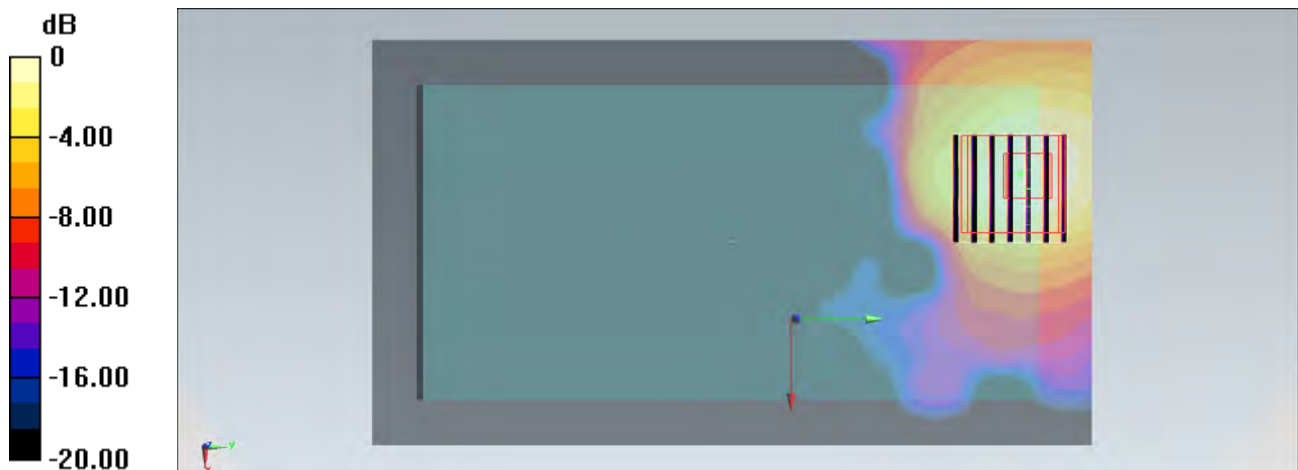
Configuration/Ch60/Zoom Scan (7x7x7)/Cube 0: Measurement grid: $dx=4$ mm, $dy=4$ mm, $dz=1.4$ mm

Reference Value = 10.811 V/m; Power Drift = 0.03 dB

Peak SAR (extrapolated) = 0.823 W/kg

SAR(1 g) = 0.235 W/kg; SAR(10 g) = 0.088 W/kg

Maximum value of SAR (measured) = 0.511 W/kg



0 dB = 0.511 W/kg = -2.92 dBW/kg

#302_WLAN5GHz_802.11a 6Mbps_Back_1.5cm_Ch116;Battery1_With Scanner

DUT: 322304-07

Communication System: 802.11a; Frequency: 5580 MHz; Duty Cycle: 1:1.146

Medium: MSL_5G_130706 Medium parameters used : $f = 5580$ MHz; $\sigma = 5.628$ mho/m; $\epsilon_r = 46.865$; $\rho =$

1000 kg/m³

Ambient Temperature : 23.7 °C; Liquid Temperature : 22.7 °C

DASY5 Configuration:

- Probe: EX3DV4 - SN3792; ConvF(3.81, 3.81, 3.81); Calibrated: 2013/6/4;
- Sensor-Surface: 1.4mm (Mechanical Surface Detection)
- Electronics: DAE4 Sn1338; Calibrated: 2013/5/28
- Phantom: SAM Right; Type: QD000P40CC; Serial: TP:1383
- Measurement SW: DASY52, Version 52.8 (3); SEMCAD X Version 14.6.5 (6469)

Configuration/Ch116/Area Scan (91x161x1): Measurement grid: dx=10mm, dy=10mm
 Maximum value of SAR (interpolated) = 0.669 mW/g


Configuration/Ch116/Zoom Scan (7x7x7)/Cube 0: Measurement grid: dx=4mm, dy=4mm, dz=1.4mm

Reference Value = 11.664 V/m; Power Drift = -0.12 dB

Peak SAR (extrapolated) = 1.164 mW/g

SAR(1 g) = 0.280 mW/g; SAR(10 g) = 0.095 mW/g

Maximum value of SAR (measured) = 0.667 mW/g



0 dB = 0.667 mW/g = -3.52 dB mW/g

#312_WLAN5GHz_802.11a 6Mbps_Back_1.5cm_Ch104;Battery1_With Scanner

DUT: 322304-07

Communication System: 802.11a; Frequency: 5520 MHz; Duty Cycle: 1:1.146

Medium: MSL_5G_130706 Medium parameters used : $f = 5520$ MHz; $\sigma = 5.546$ mho/m; $\epsilon_r = 46.999$; $\rho =$

1000 kg/m³

Ambient Temperature : 23.7 °C; Liquid Temperature : 22.7 °C

DASY5 Configuration:

- Probe: EX3DV4 - SN3792; ConvF(3.86, 3.86, 3.86); Calibrated: 2013/6/4;
- Sensor-Surface: 1.4mm (Mechanical Surface Detection)
- Electronics: DAE4 Sn1338; Calibrated: 2013/5/28
- Phantom: SAM Right; Type: QD000P40CC; Serial: TP:1383
- Measurement SW: DASY52, Version 52.8 (3); SEMCAD X Version 14.6.5 (6469)

Configuration/Ch104/Area Scan (91x161x1): Measurement grid: dx=10mm, dy=10mm
 Maximum value of SAR (interpolated) = 0.633 mW/g

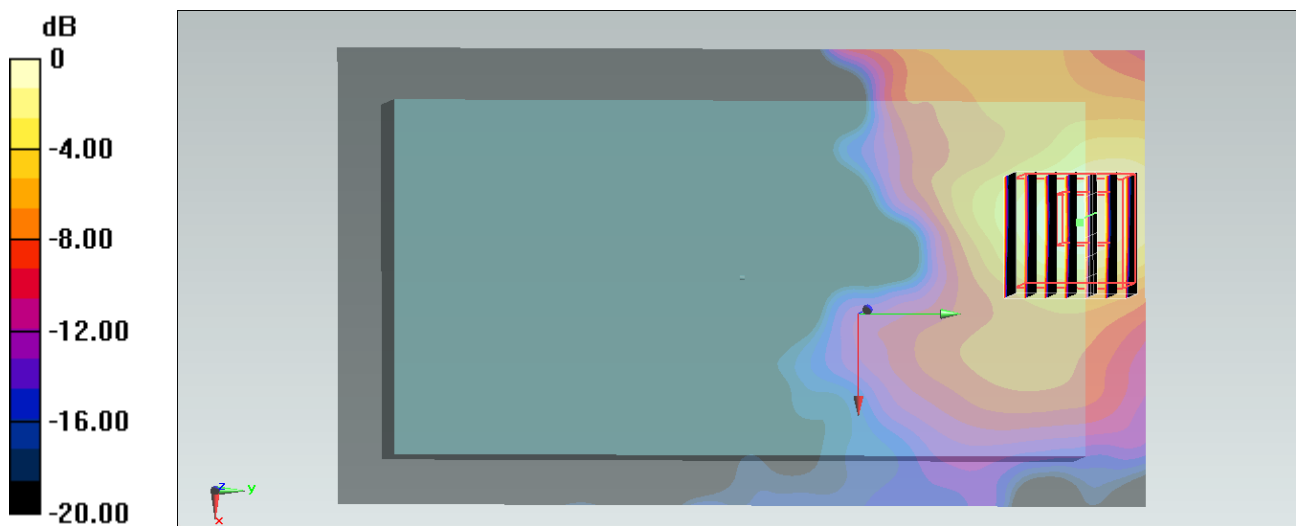
Configuration/Ch104/Zoom Scan (7x7x7)/Cube 0: Measurement grid: dx=4mm, dy=4mm, dz=1.4mm

Reference Value = 11.695 V/m; Power Drift = -0.15 dB

Peak SAR (extrapolated) = 1.078 mW/g

SAR(1 g) = 0.269 mW/g; SAR(10 g) = 0.091 mW/g

Maximum value of SAR (measured) = 0.634 mW/g



0 dB = 0.634 mW/g = -3.96 dB mW/g

#311_WLAN5GHz_802.11a 6Mbps_Back_1.5cm_Ch124;Battery1_With Scanner

DUT: 322304-07

Communication System: 802.11a; Frequency: 5620 MHz; Duty Cycle: 1:1.146

Medium: MSL_5G_130706 Medium parameters used : $f = 5620$ MHz; $\sigma = 5.692$ mho/m; $\epsilon_r = 46.78$; $\rho =$

1000 kg/m³

Ambient Temperature : 23.7 °C; Liquid Temperature : 22.7 °C

DASY5 Configuration:

- Probe: EX3DV4 - SN3792; ConvF(3.81, 3.81, 3.81); Calibrated: 2013/6/4;
- Sensor-Surface: 1.4mm (Mechanical Surface Detection)
- Electronics: DAE4 Sn1338; Calibrated: 2013/5/28
- Phantom: SAM Right; Type: QD000P40CC; Serial: TP:1383
- Measurement SW: DASY52, Version 52.8 (3); SEMCAD X Version 14.6.5 (6469)

Configuration/Ch124/Area Scan (91x161x1): Measurement grid: dx=10mm, dy=10mm
 Maximum value of SAR (interpolated) = 0.546 mW/g

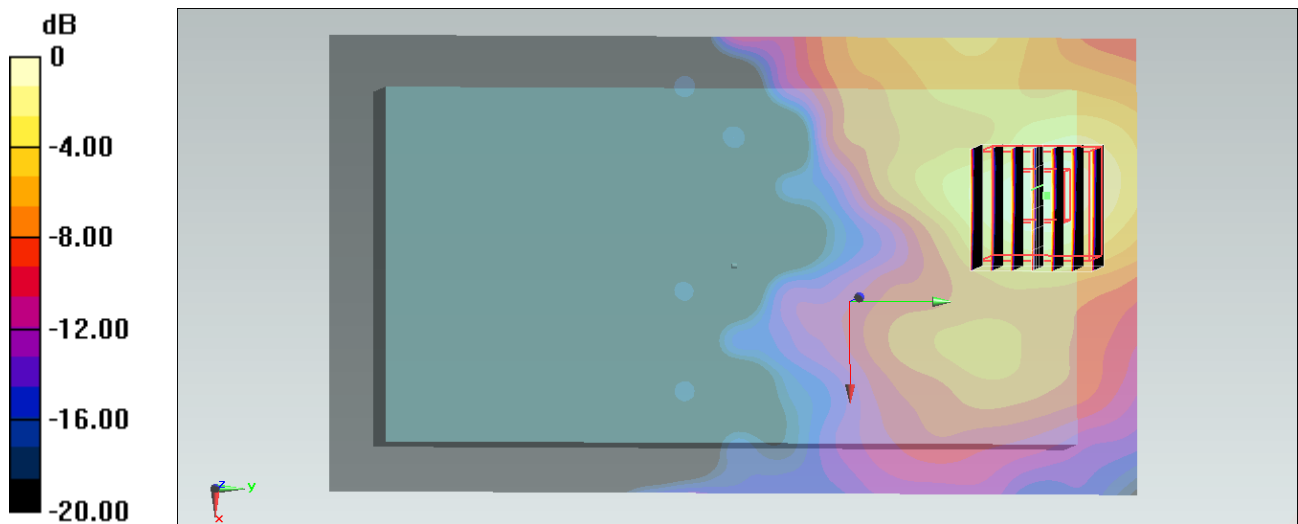
Configuration/Ch124/Zoom Scan (7x7x7)/Cube 0: Measurement grid: dx=4mm, dy=4mm, dz=1.4mm

Reference Value = 10.767 V/m; Power Drift = -0.07 dB

Peak SAR (extrapolated) = 0.952 mW/g

SAR(1 g) = 0.220 mW/g; SAR(10 g) = 0.076 mW/g

Maximum value of SAR (measured) = 0.534 mW/g



0 dB = 0.534 mW/g = -5.45 dB mW/g

#313_WLAN5GHz_802.11a 6Mbps_Back_1.5cm_Ch136;Battery1_With Scanner

DUT: 322304-07

Communication System: 802.11a; Frequency: 5680 MHz; Duty Cycle: 1:1.146

Medium: MSL_5G_130706 Medium parameters used : $f = 5680$ MHz; $\sigma = 5.792$ mho/m; $\epsilon_r = 46.713$; $\rho =$

1000 kg/m³

Ambient Temperature : 23.7 °C; Liquid Temperature : 22.7 °C

DASY5 Configuration:

- Probe: EX3DV4 - SN3792; ConvF(3.81, 3.81, 3.81); Calibrated: 2013/6/4;
- Sensor-Surface: 1.4mm (Mechanical Surface Detection)
- Electronics: DAE4 Sn1338; Calibrated: 2013/5/28
- Phantom: SAM Right; Type: QD000P40CC; Serial: TP:1383
- Measurement SW: DASY52, Version 52.8 (3); SEMCAD X Version 14.6.5 (6469)

Configuration/Ch136/Area Scan (91x161x1): Measurement grid: dx=10mm, dy=10mm
 Maximum value of SAR (interpolated) = 0.530 mW/g

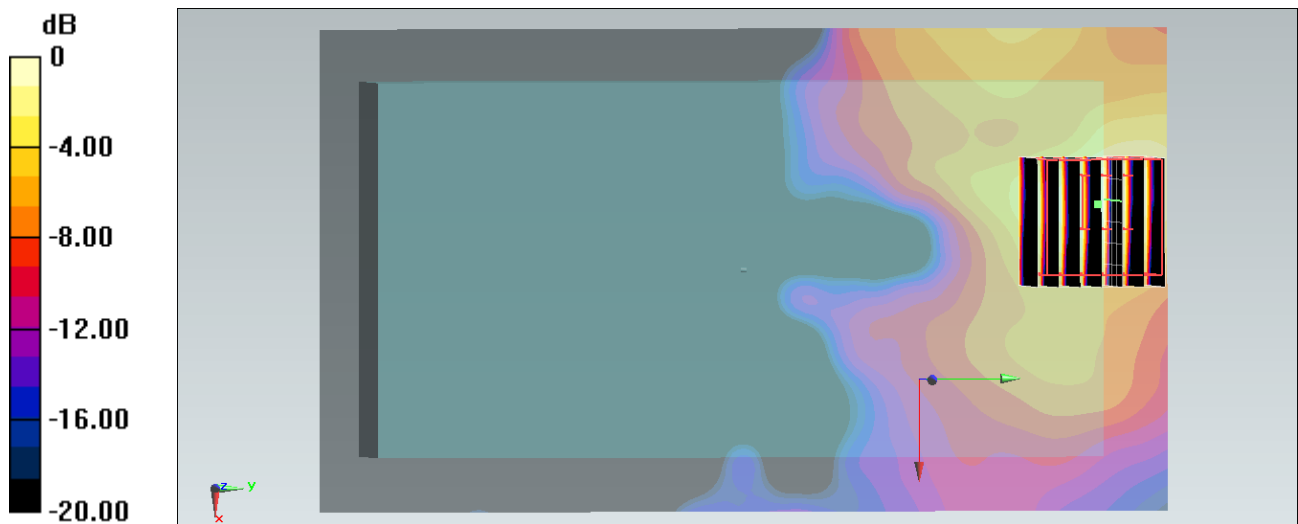
Configuration/Ch136/Zoom Scan (7x7x7)/Cube 0: Measurement grid: dx=4mm, dy=4mm, dz=1.4mm

Reference Value = 10.334 V/m; Power Drift = -0.08 dB

Peak SAR (extrapolated) = 0.943 mW/g

SAR(1 g) = 0.216 mW/g; SAR(10 g) = 0.072 mW/g

Maximum value of SAR (measured) = 0.534 mW/g



0 dB = 0.534 mW/g = -5.45 dB mW/g

#303_WLAN5GHz_802.11a 6Mbps_Back_1.5cm_Ch157;Battery1_With Scanner

DUT: 322304-07

Communication System: 802.11a; Frequency: 5785 MHz; Duty Cycle: 1:1.146

Medium: MSL_5G_130706 Medium parameters used : $f = 5785$ MHz; $\sigma = 5.978$ mho/m; $\epsilon_r = 46.584$; $\rho =$

1000 kg/m³

Ambient Temperature : 23.7 °C; Liquid Temperature : 22.7 °C

DASY5 Configuration:

- Probe: EX3DV4 - SN3792; ConvF(3.92, 3.92, 3.92); Calibrated: 2013/6/4;
- Sensor-Surface: 1.4mm (Mechanical Surface Detection)
- Electronics: DAE4 Sn1338; Calibrated: 2013/5/28
- Phantom: SAM Right; Type: QD000P40CC; Serial: TP:1383
- Measurement SW: DASY52, Version 52.8 (3); SEMCAD X Version 14.6.5 (6469)

Configuration/Ch157/Area Scan (91x161x1): Measurement grid: dx=10mm, dy=10mm
 Maximum value of SAR (interpolated) = 0.298 mW/g

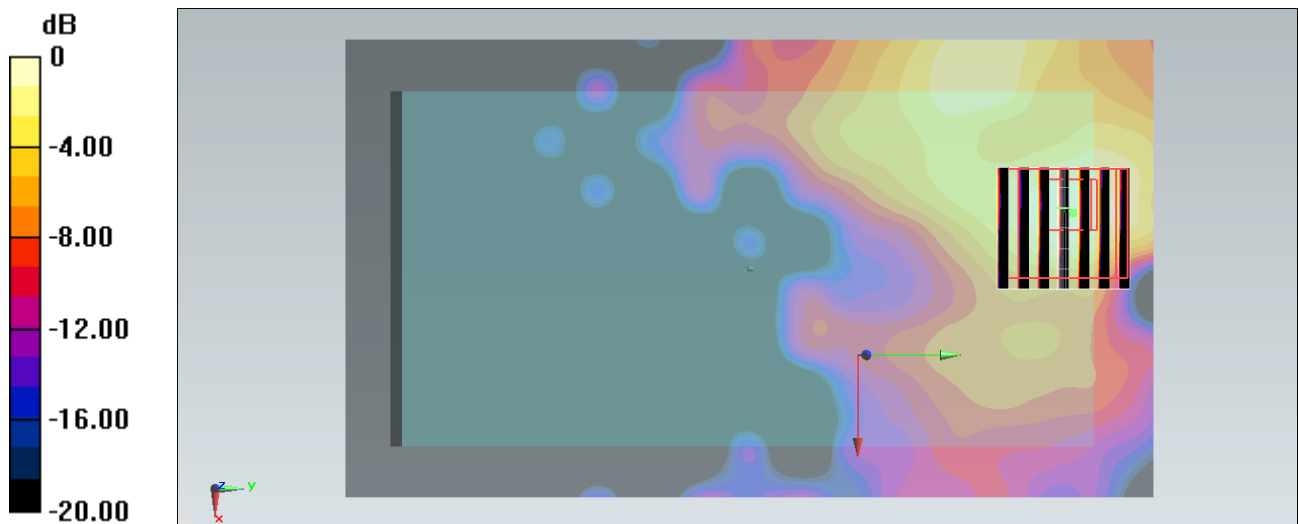
Configuration/Ch157/Zoom Scan (7x7x7)/Cube 0: Measurement grid: dx=4mm, dy=4mm, dz=1.4mm

Reference Value = 7.713 V/m; Power Drift = -0.10 dB

Peak SAR (extrapolated) = 0.504 mW/g

SAR(1 g) = 0.118 mW/g; SAR(10 g) = 0.039 mW/g

Maximum value of SAR (measured) = 0.306 mW/g



0 dB = 0.306 mW/g = -10.29 dB mW/g

#314_WLAN5GHz_802.11a 6Mbps_Back_1.5cm_Ch149;Battery1_With Scanner

DUT: 322304-07

Communication System: 802.11a; Frequency: 5745 MHz; Duty Cycle: 1:1.146

Medium: MSL_5G_130706 Medium parameters used : $f = 5745$ MHz; $\sigma = 5.936$ mho/m; $\epsilon_r = 46.728$; $\rho =$

1000 kg/m³

Ambient Temperature : 23.7 °C; Liquid Temperature : 22.7 °C

DASY5 Configuration:

- Probe: EX3DV4 - SN3792; ConvF(3.92, 3.92, 3.92); Calibrated: 2013/6/4;
- Sensor-Surface: 1.4mm (Mechanical Surface Detection)
- Electronics: DAE4 Sn1338; Calibrated: 2013/5/28
- Phantom: SAM Right; Type: QD000P40CC; Serial: TP:1383
- Measurement SW: DASY52, Version 52.8 (3); SEMCAD X Version 14.6.5 (6469)

Configuration/Ch149/Area Scan (91x161x1): Measurement grid: dx=10mm, dy=10mm
 Maximum value of SAR (interpolated) = 0.383 mW/g

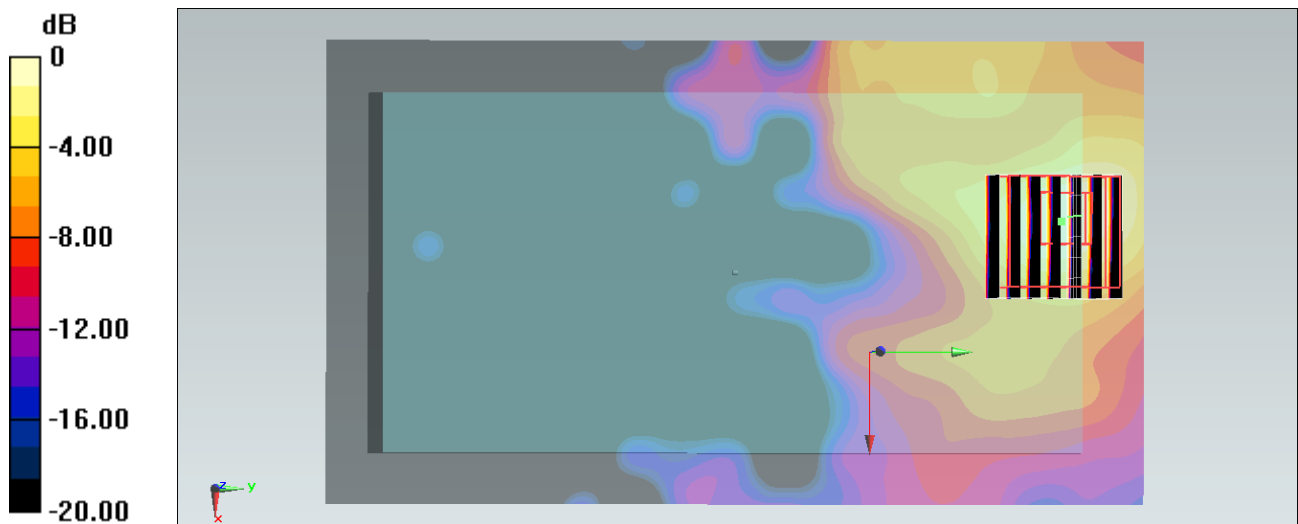
Configuration/Ch149/Zoom Scan (7x7x7)/Cube 0: Measurement grid: dx=4mm, dy=4mm, dz=1.4mm

Reference Value = 8.204 V/m; Power Drift = -0.16 dB

Peak SAR (extrapolated) = 0.637 mW/g

SAR(1 g) = 0.152 mW/g; SAR(10 g) = 0.050 mW/g

Maximum value of SAR (measured) = 0.374 mW/g



0 dB = 0.374 mW/g = -8.54 dB mW/g

#315_WLAN5GHz_802.11a 6Mbps_Back_1.5cm_Ch165;Battery1_With Scanner

DUT: 322304-07

Communication System: 802.11a; Frequency: 5825 MHz; Duty Cycle: 1:1.146

Medium: MSL_5G_130706 Medium parameters used : $f = 5825$ MHz; $\sigma = 6.054$ mho/m; $\epsilon_r = 46.462$; $\rho =$

1000 kg/m³

Ambient Temperature : 23.7 °C; Liquid Temperature : 22.7 °C

DASY5 Configuration:

- Probe: EX3DV4 - SN3792; ConvF(3.92, 3.92, 3.92); Calibrated: 2013/6/4;
- Sensor-Surface: 1.4mm (Mechanical Surface Detection)
- Electronics: DAE4 Sn1338; Calibrated: 2013/5/28
- Phantom: SAM Right; Type: QD000P40CC; Serial: TP:1383
- Measurement SW: DASY52, Version 52.8 (3); SEMCAD X Version 14.6.5 (6469)

Configuration/Ch165/Area Scan (91x161x1): Measurement grid: dx=10mm, dy=10mm
 Maximum value of SAR (interpolated) = 0.236 mW/g

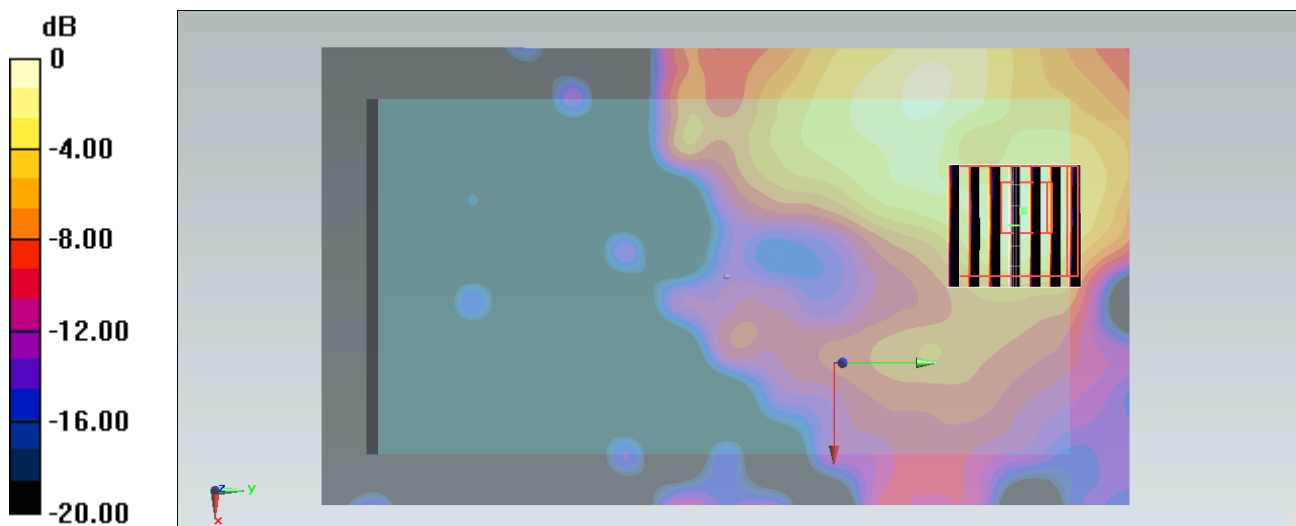
Configuration/Ch165/Zoom Scan (7x7x7)/Cube 0: Measurement grid: dx=4mm, dy=4mm,
 dz=1.4mm

Reference Value = 7.140 V/m; Power Drift = 0.16 dB

Peak SAR (extrapolated) = 0.442 mW/g

SAR(1 g) = 0.104 mW/g; SAR(10 g) = 0.036 mW/g

Maximum value of SAR (measured) = 0.286 mW/g



0 dB = 0.286 mW/g = -10.87 dB mW/g