

## #51\_GSM850\_GSM Voice\_Right Cheek\_Ch189;Battery1\_With Scanner

**DUT: 322304-07**

Communication System: GSM850; Frequency: 836.4 MHz; Duty Cycle: 1:8.3

Medium: HSL\_850\_130627 Medium parameters used:  $f = 836.4$  MHz;  $\sigma = 0.929$  S/m;  $\epsilon_r = 42.963$ ;  $\rho =$

$1000$  kg/m<sup>3</sup>

Ambient Temperature : 22.6 °C ; Liquid Temperature : 21.6 °C

DASY5 Configuration:

- Probe: ES3DV3 - SN3270; ConvF(6.2, 6.2, 6.2); Calibrated: 2012/9/28;
- Sensor-Surface: 3mm (Mechanical Surface Detection)
- Electronics: DAE4 Sn778; Calibrated: 2012/8/27
- Phantom: SAM-Right; Type: QD 000 P40 C; Serial: TP-1446
- Measurement SW: DASY52, Version 52.8 (6); SEMCAD X Version 14.6.9 (7117)

**Configuration/Ch189/Area Scan (61x111x1):** Interpolated grid: dx=1.500 mm, dy=1.500 mm  
 Maximum value of SAR (interpolated) = 0.475 W/kg


**Configuration/Ch189/Zoom Scan (5x5x7)/Cube 0:** Measurement grid: dx=8mm, dy=8mm, dz=5mm

Reference Value = 22.883 V/m; Power Drift = -0.01 dB

Peak SAR (extrapolated) = 0.641 W/kg

**SAR(1 g) = 0.460 W/kg; SAR(10 g) = 0.352 W/kg**

Maximum value of SAR (measured) = 0.504 W/kg



0 dB = 0.504 W/kg = -2.98 dBW/kg

## #66\_GSM850\_GSM Voice\_Left Cheek\_Ch189;Battery1\_With Scanner

**DUT: 322304-07**

Communication System: GSM850; Frequency: 836.4 MHz; Duty Cycle: 1:8.3

Medium: HSL\_850\_130627 Medium parameters used:  $f = 836.4$  MHz;  $\sigma = 0.929$  S/m;  $\epsilon_r = 42.963$ ;  $\rho =$

$1000$  kg/m<sup>3</sup>

Ambient Temperature : 22.6 °C ; Liquid Temperature : 21.6 °C

DASY5 Configuration:

- Probe: ES3DV3 - SN3270; ConvF(6.2, 6.2, 6.2); Calibrated: 2012/9/28;
- Sensor-Surface: 3mm (Mechanical Surface Detection)
- Electronics: DAE4 Sn778; Calibrated: 2012/8/27
- Phantom: SAM-Right; Type: QD 000 P40 C; Serial: TP-1446
- Measurement SW: DASY52, Version 52.8 (6); SEMCAD X Version 14.6.9 (7117)

**Configuration/Ch189/Area Scan (61x111x1):** Interpolated grid:  $dx=1.500$  mm,  $dy=1.500$  mm  
 Maximum value of SAR (interpolated) = 0.493 W/kg


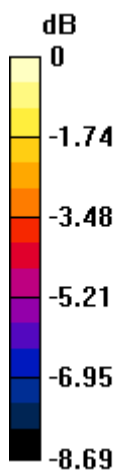
**Configuration/Ch189/Zoom Scan (5x5x7)/Cube 0:** Measurement grid:  $dx=8$ mm,  $dy=8$ mm,  $dz=5$ mm

Reference Value = 23.711 V/m; Power Drift = 0.11 dB

Peak SAR (extrapolated) = 0.573 W/kg

**SAR(1 g) = 0.456 W/kg; SAR(10 g) = 0.350 W/kg**

Maximum value of SAR (measured) = 0.497 W/kg



0 dB = 0.497 W/kg = -3.04 dBW/kg

## #64\_GSM850\_GSM Voice\_Left Cheek\_Ch128;Battery1\_With Scanner

**DUT: 322304-07**

Communication System: GSM850; Frequency: 824.2 MHz; Duty Cycle: 1:8.3

Medium: HSL\_850\_130627 Medium parameters used:  $f = 824.2$  MHz;  $\sigma = 0.917$  S/m;  $\epsilon_r = 43.118$ ;  $\rho =$

$1000$  kg/m<sup>3</sup>

Ambient Temperature : 22.6 °C ; Liquid Temperature : 21.6 °C

DASY5 Configuration:

- Probe: ES3DV3 - SN3270; ConvF(6.2, 6.2, 6.2); Calibrated: 2012/9/28;
- Sensor-Surface: 3mm (Mechanical Surface Detection)
- Electronics: DAE4 Sn778; Calibrated: 2012/8/27
- Phantom: SAM-Right; Type: QD 000 P40 C; Serial: TP-1446
- Measurement SW: DASY52, Version 52.8 (6); SEMCAD X Version 14.6.9 (7117)

**Configuration/Ch128/Area Scan (61x111x1):** Interpolated grid: dx=1.500 mm, dy=1.500 mm  
 Maximum value of SAR (interpolated) = 0.516 W/kg

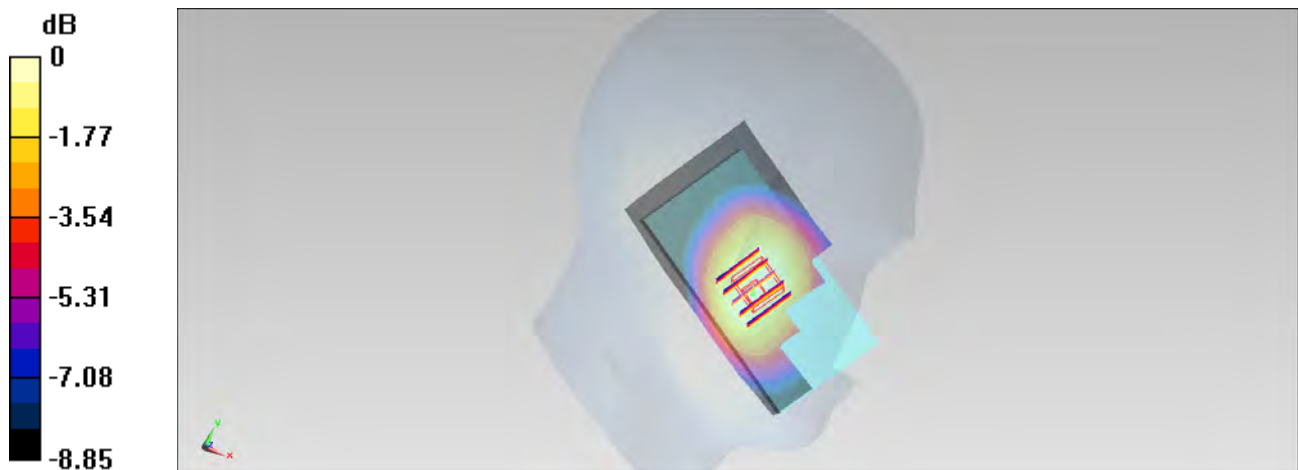
**Configuration/Ch128/Zoom Scan (5x5x7)/Cube 0:** Measurement grid: dx=8mm, dy=8mm, dz=5mm

Reference Value = 24.741 V/m; Power Drift = -0.14 dB

Peak SAR (extrapolated) = 0.596 W/kg

**SAR(1 g) = 0.473 W/kg; SAR(10 g) = 0.359 W/kg**

Maximum value of SAR (measured) = 0.534 W/kg



0 dB = 0.534 W/kg = -2.72 dBW/kg

## #65\_GSM850\_GSM Voice\_Left Cheek\_Ch251;Battery1\_With Scanner

**DUT: 322304-07**

Communication System: GSM850; Frequency: 848.8 MHz; Duty Cycle: 1:8.3

Medium: HSL\_850\_130627 Medium parameters used:  $f = 849$  MHz;  $\sigma = 0.941$  S/m;  $\epsilon_r = 42.808$ ;  $\rho =$

$1000$  kg/m<sup>3</sup>

Ambient Temperature : 22.6 °C; Liquid Temperature : 21.6 °C

DASY5 Configuration:

- Probe: ES3DV3 - SN3270; ConvF(6.2, 6.2, 6.2); Calibrated: 2012/9/28;
- Sensor-Surface: 3mm (Mechanical Surface Detection)
- Electronics: DAE4 Sn778; Calibrated: 2012/8/27
- Phantom: SAM-Right; Type: QD 000 P40 C; Serial: TP-1446
- Measurement SW: DASY52, Version 52.8 (6); SEMCAD X Version 14.6.9 (7117)

**Configuration/Ch251/Area Scan (61x111x1):** Interpolated grid: dx=1.500 mm, dy=1.500 mm  
Maximum value of SAR (interpolated) = 0.681 W/kg

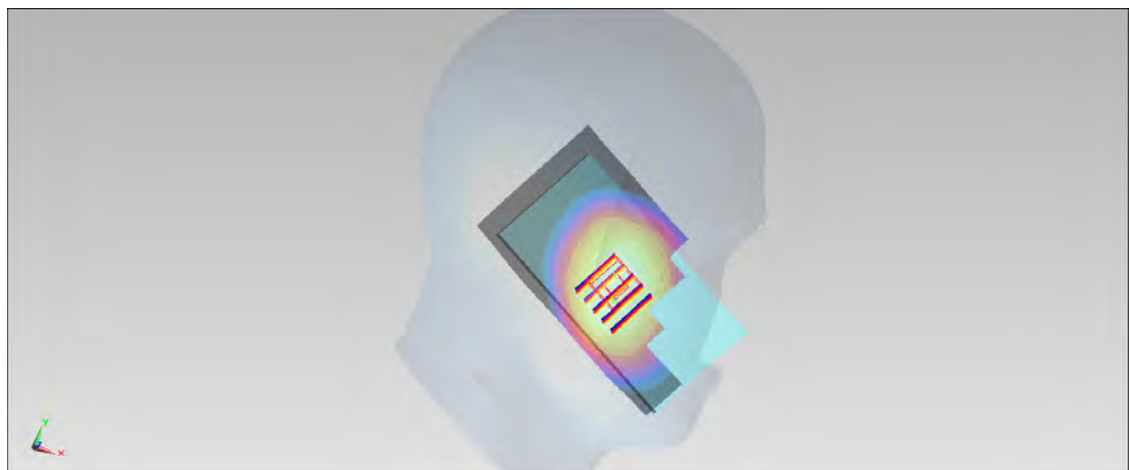
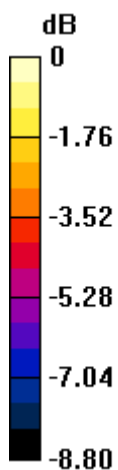
**Configuration/Ch251/Zoom Scan (5x5x7)/Cube 0:** Measurement grid: dx=8mm, dy=8mm, dz=5mm

Reference Value = 27.731 V/m; Power Drift = -0.00 dB

Peak SAR (extrapolated) = 0.795 W/kg

**SAR(1 g) = 0.634 W/kg; SAR(10 g) = 0.484 W/kg**

Maximum value of SAR (measured) = 0.685 W/kg



0 dB = 0.685 W/kg = -1.64 dBW/kg

## #52\_GSM1900\_GSM Voice\_Right Cheek\_Ch661;Battery1\_With Scanner

**DUT: 322304-07**

Communication System: PCS; Frequency: 1880 MHz; Duty Cycle: 1:8.3

Medium: HSL\_1900\_130627 Medium parameters used:  $f = 1880$  MHz;  $\sigma = 1.38$  S/m;  $\epsilon_r = 41.177$ ;  $\rho =$

$1000$  kg/m<sup>3</sup>

Ambient Temperature : 22.5 °C; Liquid Temperature : 21.5 °C

DASY5 Configuration:

- Probe: ES3DV3 - SN3270; ConvF(5.05, 5.05, 5.05); Calibrated: 2012/9/28;
- Sensor-Surface: 3mm (Mechanical Surface Detection)
- Electronics: DAE4 Sn778; Calibrated: 2012/8/27
- Phantom: SAM-Left; Type: QD 000 P40 C; Serial: TP-1478
- Measurement SW: DASY52, Version 52.8 (6); SEMCAD X Version 14.6.9 (7117)

**Configuration/Ch661/Area Scan (61x111x1):** Interpolated grid:  $dx=1.500$  mm,  $dy=1.500$  mm  
 Maximum value of SAR (interpolated) = 0.246 W/kg


**Configuration/Ch661/Zoom Scan (5x5x7)/Cube 0:** Measurement grid:  $dx=8$ mm,  $dy=8$ mm,  $dz=5$ mm

Reference Value = 13.656 V/m; Power Drift = 0.17 dB

Peak SAR (extrapolated) = 0.490 W/kg

**SAR(1 g) = 0.224 W/kg; SAR(10 g) = 0.111 W/kg**

Maximum value of SAR (measured) = 0.262 W/kg



0 dB = 0.262 W/kg = -5.82 dBW/kg

## #69\_GSM1900\_GSM Voice\_Left Cheek\_Ch661;Battery1\_With Scanner

**DUT: 322304-07**

Communication System: PCS; Frequency: 1880 MHz; Duty Cycle: 1:8.3

Medium: HSL\_1900\_130627 Medium parameters used:  $f = 1880$  MHz;  $\sigma = 1.38$  S/m;  $\epsilon_r = 41.177$ ;  $\rho =$

$1000$  kg/m<sup>3</sup>

Ambient Temperature : 22.5 °C ; Liquid Temperature : 21.5 °C

DASY5 Configuration:

- Probe: ES3DV3 - SN3270; ConvF(5.05, 5.05, 5.05); Calibrated: 2012/9/28;
- Sensor-Surface: 3mm (Mechanical Surface Detection)
- Electronics: DAE4 Sn778; Calibrated: 2012/8/27
- Phantom: SAM-Left; Type: QD 000 P40 C; Serial: TP-1478
- Measurement SW: DASY52, Version 52.8 (6); SEMCAD X Version 14.6.9 (7117)

**Configuration/Ch661/Area Scan (61x111x1):** Interpolated grid:  $dx=1.500$  mm,  $dy=1.500$  mm  
 Maximum value of SAR (interpolated) = 0.120 W/kg

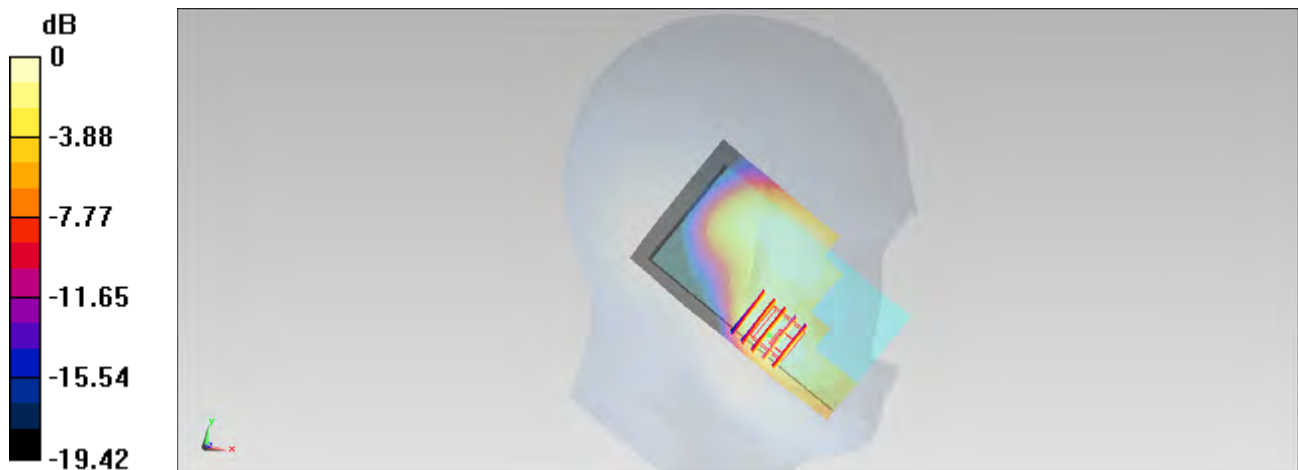
**Configuration/Ch661/Zoom Scan (5x5x7)/Cube 0:** Measurement grid:  $dx=8$ mm,  $dy=8$ mm,  $dz=5$ mm

Reference Value = 9.055 V/m; Power Drift = 0.08 dB

Peak SAR (extrapolated) = 0.144 W/kg

**SAR(1 g) = 0.091 W/kg; SAR(10 g) = 0.055 W/kg**

Maximum value of SAR (measured) = 0.110 W/kg



0 dB = 0.110 W/kg = -9.59 dBW/kg

## #70\_GSM1900\_GSM Voice\_Left Cheek\_Ch512;Battery1\_With Scanner

**DUT: 322304-07**

Communication System: PCS; Frequency: 1850.2 MHz; Duty Cycle: 1:8.3

Medium: HSL\_1900\_130627 Medium parameters used :  $f = 1850.2$  MHz;  $\sigma = 1.346$  S/m;  $\epsilon_r = 41.298$ ;  $\rho$

$= 1000$  kg/m<sup>3</sup>

Ambient Temperature : 22.5 °C ; Liquid Temperature : 21.5 °C

DASY5 Configuration:

- Probe: ES3DV3 - SN3270; ConvF(5.05, 5.05, 5.05); Calibrated: 2012/9/28;
- Sensor-Surface: 3mm (Mechanical Surface Detection)
- Electronics: DAE4 Sn778; Calibrated: 2012/8/27
- Phantom: SAM-Left; Type: QD 000 P40 C; Serial: TP-1478
- Measurement SW: DASY52, Version 52.8 (6); SEMCAD X Version 14.6.9 (7117)

**Configuration/Ch512/Area Scan (61x111x1):** Interpolated grid: dx=1.500 mm, dy=1.500 mm  
 Maximum value of SAR (interpolated) = 0.117 W/kg


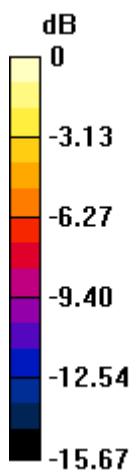
**Configuration/Ch512/Zoom Scan (5x5x7)/Cube 0:** Measurement grid: dx=8mm, dy=8mm, dz=5mm

Reference Value = 9.425 V/m; Power Drift = 0.08 dB

Peak SAR (extrapolated) = 0.148 W/kg

**SAR(1 g) = 0.098 W/kg; SAR(10 g) = 0.063 W/kg**

Maximum value of SAR (measured) = 0.112 W/kg



0 dB = 0.112 W/kg = -9.51 dBW/kg

## #71\_GSM1900\_GSM Voice\_Left Cheek\_Ch810;Battery1\_With Scanner

**DUT: 322304-07**

Communication System: PCS; Frequency: 1909.8 MHz; Duty Cycle: 1:8.3

Medium: HSL\_1900\_130627 Medium parameters used:  $f = 1910$  MHz;  $\sigma = 1.415$  S/m;  $\epsilon_r = 41.088$ ;  $\rho =$

$1000$  kg/m<sup>3</sup>

Ambient Temperature : 22.5 °C ; Liquid Temperature : 21.5 °C

DASY5 Configuration:

- Probe: ES3DV3 - SN3270; ConvF(5.05, 5.05, 5.05); Calibrated: 2012/9/28;
- Sensor-Surface: 3mm (Mechanical Surface Detection)
- Electronics: DAE4 Sn778; Calibrated: 2012/8/27
- Phantom: SAM-Left; Type: QD 000 P40 C; Serial: TP-1478
- Measurement SW: DASY52, Version 52.8 (6); SEMCAD X Version 14.6.9 (7117)

**Configuration/Ch810/Area Scan (61x111x1):** Interpolated grid: dx=1.500 mm, dy=1.500 mm  
 Maximum value of SAR (interpolated) = 0.107 W/kg


**Configuration/Ch810/Zoom Scan (5x5x7)/Cube 0:** Measurement grid: dx=8mm, dy=8mm, dz=5mm

Reference Value = 8.428 V/m; Power Drift = 0.07 dB

Peak SAR (extrapolated) = 0.129 W/kg

**SAR(1 g) = 0.080 W/kg; SAR(10 g) = 0.047 W/kg**

Maximum value of SAR (measured) = 0.0964 W/kg



0 dB = 0.0964 W/kg = -10.16 dBW/kg



## #48\_WCDMA V\_RMC 12.2Kbps\_Right Cheek\_Ch4182;Battery1\_With Scanner

**DUT: 322304-07**

Communication System: WCDMA; Frequency: 836.4 MHz; Duty Cycle: 1:1

Medium: HSL\_850\_130627 Medium parameters used:  $f = 836.4$  MHz;  $\sigma = 0.929$  S/m;  $\epsilon_r = 42.963$ ;  $\rho =$

$1000$  kg/m<sup>3</sup>

Ambient Temperature : 22.6 °C; Liquid Temperature : 21.6 °C

DASY5 Configuration:

- Probe: ES3DV3 - SN3270; ConvF(6.2, 6.2, 6.2); Calibrated: 2012/9/28;
- Sensor-Surface: 3mm (Mechanical Surface Detection)
- Electronics: DAE4 Sn778; Calibrated: 2012/8/27
- Phantom: SAM-Right; Type: QD 000 P40 C; Serial: TP-1446
- Measurement SW: DASY52, Version 52.8 (6); SEMCAD X Version 14.6.9 (7117)

**Configuration/Ch4182/Area Scan (61x111x1):** Interpolated grid: dx=1.500 mm, dy=1.500 mm  
 Maximum value of SAR (interpolated) = 0.728 W/kg


**Configuration/Ch4182/Zoom Scan (5x5x7)/Cube 0:** Measurement grid: dx=8mm, dy=8mm, dz=5mm

Reference Value = 28.354 V/m; Power Drift = 0.03 dB

Peak SAR (extrapolated) = 0.799 W/kg

**SAR(1 g) = 0.646 W/kg; SAR(10 g) = 0.497 W/kg**

Maximum value of SAR (measured) = 0.709 W/kg



0 dB = 0.709 W/kg = -1.49 dBW/kg

## #53\_WCDMA V\_RMC 12.2Kbps\_Right Tilted\_Ch4182;Battery1\_With Scanner

**DUT: 322304-07**

Communication System: WCDMA; Frequency: 836.4 MHz; Duty Cycle: 1:1

Medium: HSL\_850\_130627 Medium parameters used:  $f = 836.4$  MHz;  $\sigma = 0.929$  S/m;  $\epsilon_r = 42.963$ ;  $\rho =$

$1000$  kg/m<sup>3</sup>

Ambient Temperature : 22.6 °C; Liquid Temperature : 21.6 °C

DASY5 Configuration:

- Probe: ES3DV3 - SN3270; ConvF(6.2, 6.2, 6.2); Calibrated: 2012/9/28;
- Sensor-Surface: 3mm (Mechanical Surface Detection)
- Electronics: DAE4 Sn778; Calibrated: 2012/8/27
- Phantom: SAM-Right; Type: QD 000 P40 C; Serial: TP-1446
- Measurement SW: DASY52, Version 52.8 (6); SEMCAD X Version 14.6.9 (7117)

**Configuration/Ch4182/Area Scan (61x111x1):** Interpolated grid: dx=1.500 mm, dy=1.500 mm  
 Maximum value of SAR (interpolated) = 0.454 W/kg


**Configuration/Ch4182/Zoom Scan (5x5x7)/Cube 0:** Measurement grid: dx=8mm, dy=8mm, dz=5mm

Reference Value = 22.616 V/m; Power Drift = 0.06 dB

Peak SAR (extrapolated) = 0.522 W/kg

**SAR(1 g) = 0.424 W/kg; SAR(10 g) = 0.328 W/kg**

Maximum value of SAR (measured) = 0.456 W/kg



0 dB = 0.456 W/kg = -3.41 dBW/kg

## #54\_WCDMA V\_RMC 12.2Kbps\_Left Cheek\_Ch4182;Battery1\_With Scanner

**DUT: 322304-07**

Communication System: WCDMA; Frequency: 836.4 MHz; Duty Cycle: 1:1

Medium: HSL\_850\_130627 Medium parameters used:  $f = 836.4$  MHz;  $\sigma = 0.929$  S/m;  $\epsilon_r = 42.963$ ;  $\rho =$

$1000$  kg/m<sup>3</sup>

Ambient Temperature : 22.6 °C; Liquid Temperature : 21.6 °C

DASY5 Configuration:

- Probe: ES3DV3 - SN3270; ConvF(6.2, 6.2, 6.2); Calibrated: 2012/9/28;
- Sensor-Surface: 3mm (Mechanical Surface Detection)
- Electronics: DAE4 Sn778; Calibrated: 2012/8/27
- Phantom: SAM-Right; Type: QD 000 P40 C; Serial: TP-1446
- Measurement SW: DASY52, Version 52.8 (6); SEMCAD X Version 14.6.9 (7117)

**Configuration/Ch4182/Area Scan (61x111x1):** Interpolated grid: dx=1.500 mm, dy=1.500 mm  
 Maximum value of SAR (interpolated) = 0.720 W/kg


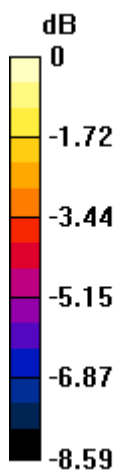
**Configuration/Ch4182/Zoom Scan (5x5x7)/Cube 0:** Measurement grid: dx=8mm, dy=8mm, dz=5mm

Reference Value = 28.520 V/m; Power Drift = 0.02 dB

Peak SAR (extrapolated) = 0.834 W/kg

**SAR(1 g) = 0.673 W/kg; SAR(10 g) = 0.515 W/kg**

Maximum value of SAR (measured) = 0.730 W/kg



0 dB = 0.730 W/kg = -1.37 dBW/kg

## #55\_WCDMA V\_RMC 12.2Kbps\_Left Tilted\_Ch4182;Battery1\_With Scanner

**DUT: 322304-07**

Communication System: WCDMA; Frequency: 836.4 MHz; Duty Cycle: 1:1

Medium: HSL\_850\_130627 Medium parameters used:  $f = 836.4$  MHz;  $\sigma = 0.929$  S/m;  $\epsilon_r = 42.963$ ;  $\rho =$

$1000$  kg/m<sup>3</sup>

Ambient Temperature : 22.6 °C; Liquid Temperature : 21.6 °C

DASY5 Configuration:

- Probe: ES3DV3 - SN3270; ConvF(6.2, 6.2, 6.2); Calibrated: 2012/9/28;
- Sensor-Surface: 3mm (Mechanical Surface Detection)
- Electronics: DAE4 Sn778; Calibrated: 2012/8/27
- Phantom: SAM-Right; Type: QD 000 P40 C; Serial: TP-1446
- Measurement SW: DASY52, Version 52.8 (6); SEMCAD X Version 14.6.9 (7117)

**Configuration/Ch4182/Area Scan (61x111x1):** Interpolated grid: dx=1.500 mm, dy=1.500 mm  
 Maximum value of SAR (interpolated) = 0.496 W/kg


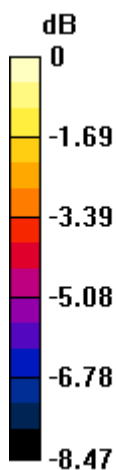
**Configuration/Ch4182/Zoom Scan (5x5x7)/Cube 0:** Measurement grid: dx=8mm, dy=8mm, dz=5mm

Reference Value = 23.582 V/m; Power Drift = 0.00 dB

Peak SAR (extrapolated) = 0.555 W/kg

**SAR(1 g) = 0.455 W/kg; SAR(10 g) = 0.354 W/kg**

Maximum value of SAR (measured) = 0.489 W/kg



0 dB = 0.489 W/kg = -3.11 dBW/kg

## #56\_WCDMA V\_RMC 12.2Kbps\_Left Cheek\_Ch4182;Battery2\_With Scanner

**DUT: 322304-07**

Communication System: WCDMA; Frequency: 836.4 MHz; Duty Cycle: 1:1

Medium: HSL\_850\_130627 Medium parameters used:  $f = 836.4$  MHz;  $\sigma = 0.929$  S/m;  $\epsilon_r = 42.963$ ;  $\rho =$

$1000$  kg/m<sup>3</sup>

Ambient Temperature : 22.6 °C; Liquid Temperature : 21.6 °C

DASY5 Configuration:

- Probe: ES3DV3 - SN3270; ConvF(6.2, 6.2, 6.2); Calibrated: 2012/9/28;
- Sensor-Surface: 3mm (Mechanical Surface Detection)
- Electronics: DAE4 Sn778; Calibrated: 2012/8/27
- Phantom: SAM-Right; Type: QD 000 P40 C; Serial: TP-1446
- Measurement SW: DASY52, Version 52.8 (6); SEMCAD X Version 14.6.9 (7117)

**Configuration/Ch4182/Area Scan (61x111x1):** Interpolated grid: dx=1.500 mm, dy=1.500 mm  
 Maximum value of SAR (interpolated) = 0.636 W/kg

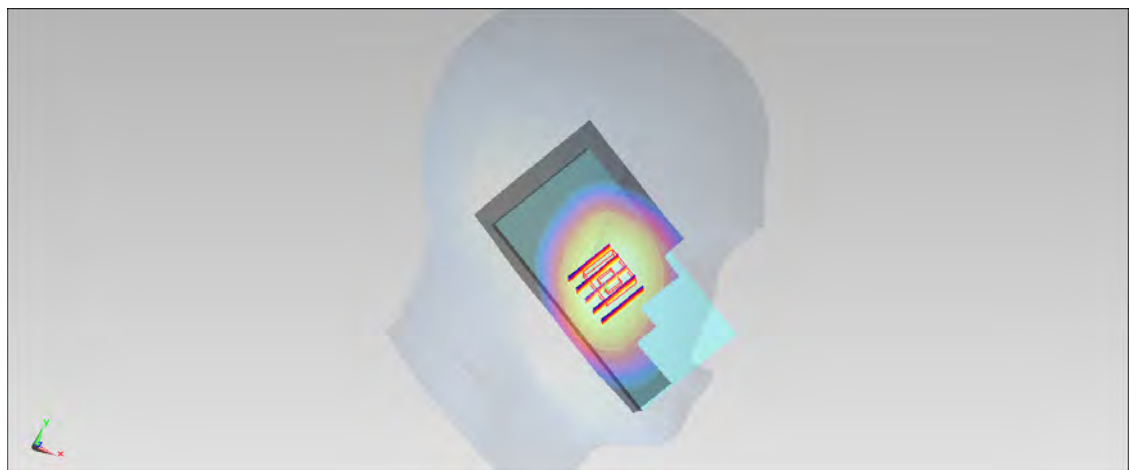
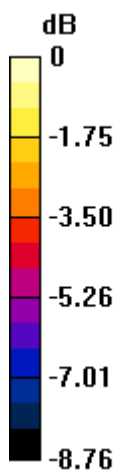
**Configuration/Ch4182/Zoom Scan (5x5x7)/Cube 0:** Measurement grid: dx=8mm, dy=8mm, dz=5mm

Reference Value = 27.039 V/m; Power Drift = 0.06 dB

Peak SAR (extrapolated) = 0.748 W/kg

**SAR(1 g) = 0.604 W/kg; SAR(10 g) = 0.463 W/kg**

Maximum value of SAR (measured) = 0.660 W/kg



0 dB = 0.660 W/kg = -1.80 dBW/kg

## #57\_WCDMA V\_RMC 12.2Kbps\_Left Cheek\_Ch4182;Battery1\_Without Scanner

**DUT: 322304-07**

Communication System: WCDMA; Frequency: 836.4 MHz; Duty Cycle: 1:1

Medium: HSL\_850\_130627 Medium parameters used:  $f = 836.4$  MHz;  $\sigma = 0.929$  S/m;  $\epsilon_r = 42.963$ ;  $\rho =$

$1000$  kg/m<sup>3</sup>

Ambient Temperature : 22.6 °C; Liquid Temperature : 21.6 °C

DASY5 Configuration:

- Probe: ES3DV3 - SN3270; ConvF(6.2, 6.2, 6.2); Calibrated: 2012/9/28;
- Sensor-Surface: 3mm (Mechanical Surface Detection)
- Electronics: DAE4 Sn778; Calibrated: 2012/8/27
- Phantom: SAM-Right; Type: QD 000 P40 C; Serial: TP-1446
- Measurement SW: DASY52, Version 52.8 (6); SEMCAD X Version 14.6.9 (7117)

**Configuration/Ch4182/Area Scan (61x111x1):** Interpolated grid: dx=1.500 mm, dy=1.500 mm  
Maximum value of SAR (interpolated) = 0.699 W/kg

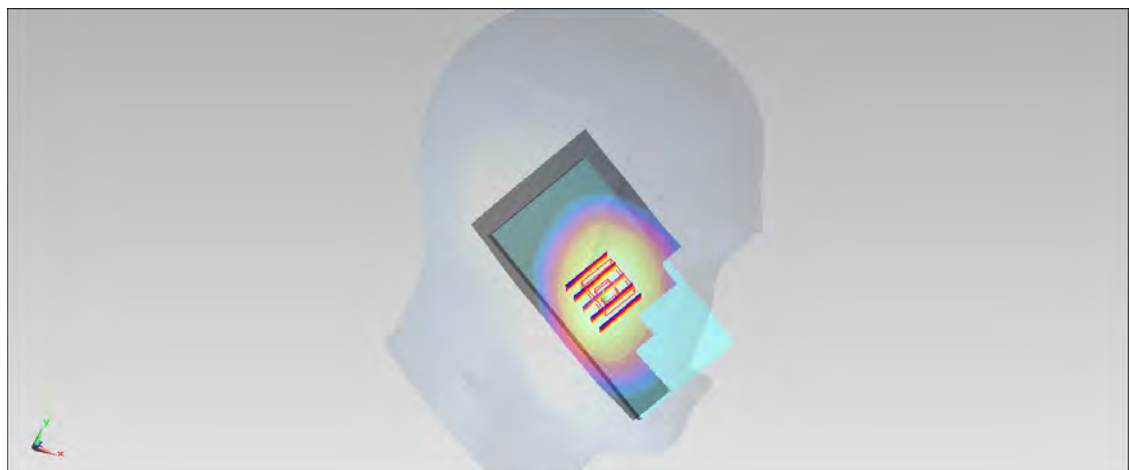
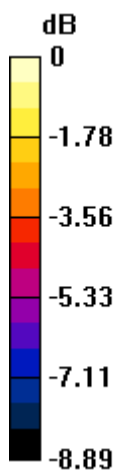
**Configuration/Ch4182/Zoom Scan (5x5x7)/Cube 0:** Measurement grid: dx=8mm, dy=8mm, dz=5mm

Reference Value = 28.637 V/m; Power Drift = -0.03 dB

Peak SAR (extrapolated) = 0.828 W/kg

**SAR(1 g) = 0.660 W/kg; SAR(10 g) = 0.503 W/kg**

Maximum value of SAR (measured) = 0.727 W/kg



0 dB = 0.727 W/kg = -1.38 dBW/kg

## #58\_WCDMA V\_RMC 12.2Kbps\_Left Cheek\_Ch4132;Battery1\_With Scanner

**DUT: 322304-07**

Communication System: WCDMA; Frequency: 826.4 MHz; Duty Cycle: 1:1

Medium: HSL\_850\_130627 Medium parameters used:  $f = 826.4$  MHz;  $\sigma = 0.919$  S/m;  $\epsilon_r = 43.087$ ;  $\rho =$

$1000$  kg/m<sup>3</sup>

Ambient Temperature : 22.6 °C ; Liquid Temperature : 21.6 °C

DASY5 Configuration:

- Probe: ES3DV3 - SN3270; ConvF(6.2, 6.2, 6.2); Calibrated: 2012/9/28;
- Sensor-Surface: 3mm (Mechanical Surface Detection)
- Electronics: DAE4 Sn778; Calibrated: 2012/8/27
- Phantom: SAM-Right; Type: QD 000 P40 C; Serial: TP-1446
- Measurement SW: DASY52, Version 52.8 (6); SEMCAD X Version 14.6.9 (7117)

**Configuration/Ch4132/Area Scan (61x111x1):** Interpolated grid: dx=1.500 mm, dy=1.500 mm  
 Maximum value of SAR (interpolated) = 0.661 W/kg


**Configuration/Ch4132/Zoom Scan (5x5x7)/Cube 0:** Measurement grid: dx=8mm, dy=8mm, dz=5mm

Reference Value = 27.698 V/m; Power Drift = -0.01 dB

Peak SAR (extrapolated) = 0.754 W/kg

**SAR(1 g) = 0.602 W/kg; SAR(10 g) = 0.462 W/kg**

Maximum value of SAR (measured) = 0.657 W/kg



0 dB = 0.657 W/kg = -1.82 dBW/kg

## #59\_WCDMA V\_RMC 12.2Kbps\_Left Cheek\_Ch4233;Battery1\_With Scanner

**DUT: 322304-07**

Communication System: WCDMA; Frequency: 846.6 MHz; Duty Cycle: 1:1

Medium: HSL\_850\_130627 Medium parameters used:  $f = 847$  MHz;  $\sigma = 0.939$  S/m;  $\epsilon_r = 42.834$ ;  $\rho =$

$1000$  kg/m<sup>3</sup>

Ambient Temperature : 22.6 °C; Liquid Temperature : 21.6 °C

DASY5 Configuration:

- Probe: ES3DV3 - SN3270; ConvF(6.2, 6.2, 6.2); Calibrated: 2012/9/28;
- Sensor-Surface: 3mm (Mechanical Surface Detection)
- Electronics: DAE4 Sn778; Calibrated: 2012/8/27
- Phantom: SAM-Right; Type: QD 000 P40 C; Serial: TP-1446
- Measurement SW: DASY52, Version 52.8 (6); SEMCAD X Version 14.6.9 (7117)

**Configuration/Ch4233/Area Scan (61x111x1):** Interpolated grid: dx=1.500 mm, dy=1.500 mm  
 Maximum value of SAR (interpolated) = 0.545 W/kg

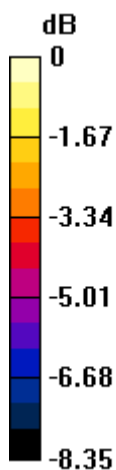
**Configuration/Ch4233/Zoom Scan (5x5x7)/Cube 0:** Measurement grid: dx=8mm, dy=8mm, dz=5mm

Reference Value = 24.826 V/m; Power Drift = 0.10 dB

Peak SAR (extrapolated) = 0.643 W/kg

**SAR(1 g) = 0.511 W/kg; SAR(10 g) = 0.390 W/kg**

Maximum value of SAR (measured) = 0.564 W/kg



0 dB = 0.564 W/kg = -2.49 dBW/kg



## #49\_WCDMA IV\_RMC 12.2Kbps\_Right Cheek\_Ch1413;Battery1\_With Scanner

**DUT: 322304-07**

Communication System: WCDMA; Frequency: 1732.6 MHz; Duty Cycle: 1:1

Medium: HSL\_1750\_130627 Medium parameters used:  $f = 1733$  MHz;  $\sigma = 1.373$  S/m;  $\epsilon_r = 38.626$ ;  $\rho =$

$1000$  kg/m<sup>3</sup>

Ambient Temperature : 22.5 °C; Liquid Temperature : 21.5 °C

DASY5 Configuration:

- Probe: ES3DV3 - SN3270; ConvF(5.2, 5.2, 5.2); Calibrated: 2012/9/28;
- Sensor-Surface: 3mm (Mechanical Surface Detection)
- Electronics: DAE4 Sn778; Calibrated: 2012/8/27
- Phantom: SAM-Left; Type: QD 000 P40 C; Serial: TP-1478
- Measurement SW: DASY52, Version 52.8 (6); SEMCAD X Version 14.6.9 (7117)

**Configuration/Ch1413/Area Scan (61x111x1):** Interpolated grid: dx=1.500 mm, dy=1.500 mm  
 Maximum value of SAR (interpolated) = 0.486 W/kg


**Configuration/Ch1413/Zoom Scan (5x5x7)/Cube 0:** Measurement grid: dx=8mm, dy=8mm, dz=5mm

Reference Value = 18.968 V/m; Power Drift = 0.01 dB

Peak SAR (extrapolated) = 0.578 W/kg

**SAR(1 g) = 0.396 W/kg; SAR(10 g) = 0.255 W/kg**

Maximum value of SAR (measured) = 0.453 W/kg



0 dB = 0.453 W/kg = -3.44 dBW/kg

## #68\_WCDMA IV\_RMC 12.2Kbps\_Left Cheek\_Ch1413;Battery1\_With Scanner

**DUT: 322304-07**

Communication System: WCDMA; Frequency: 1732.6 MHz; Duty Cycle: 1:1

Medium: HSL\_1750\_130627 Medium parameters used:  $f = 1733$  MHz;  $\sigma = 1.373$  S/m;  $\epsilon_r = 38.626$ ;  $\rho =$

$1000$  kg/m<sup>3</sup>

Ambient Temperature : 22.5 °C; Liquid Temperature : 21.5 °C

DASY5 Configuration:

- Probe: ES3DV3 - SN3270; ConvF(5.2, 5.2, 5.2); Calibrated: 2012/9/28;
- Sensor-Surface: 3mm (Mechanical Surface Detection)
- Electronics: DAE4 Sn778; Calibrated: 2012/8/27
- Phantom: SAM-Left; Type: QD 000 P40 C; Serial: TP-1478
- Measurement SW: DASY52, Version 52.8 (6); SEMCAD X Version 14.6.9 (7117)

**Configuration/Ch1413/Area Scan (61x111x1):** Interpolated grid: dx=1.500 mm, dy=1.500 mm  
 Maximum value of SAR (interpolated) = 0.389 W/kg


**Configuration/Ch1413/Zoom Scan (5x5x7)/Cube 0:** Measurement grid: dx=8mm, dy=8mm, dz=5mm

Reference Value = 16.793 V/m; Power Drift = -0.07 dB

Peak SAR (extrapolated) = 0.461 W/kg

**SAR(1 g) = 0.307 W/kg; SAR(10 g) = 0.193 W/kg**

Maximum value of SAR (measured) = 0.358 W/kg



0 dB = 0.358 W/kg = -4.46 dBW/kg

## #60\_WCDMA IV\_RMC 12.2Kbps\_Left Cheek\_Ch1312;Battery1\_With Scanner

**DUT: 322304-07**

Communication System: WCDMA; Frequency: 1712.4 MHz; Duty Cycle: 1:1

Medium: HSL\_1750\_130627 Medium parameters used:  $f = 1712.4$  MHz;  $\sigma = 1.355$  S/m;  $\epsilon_r = 38.807$ ;  $\rho =$

$1000$  kg/m<sup>3</sup>

Ambient Temperature : 22.5 °C; Liquid Temperature : 21.5 °C

DASY5 Configuration:

- Probe: ES3DV3 - SN3270; ConvF(5.2, 5.2, 5.2); Calibrated: 2012/9/28;
- Sensor-Surface: 3mm (Mechanical Surface Detection)
- Electronics: DAE4 Sn778; Calibrated: 2012/8/27
- Phantom: SAM-Left; Type: QD 000 P40 C; Serial: TP-1478
- Measurement SW: DASY52, Version 52.8 (6); SEMCAD X Version 14.6.9 (7117)

**Configuration/Ch1312/Area Scan (61x111x1):** Interpolated grid: dx=1.500 mm, dy=1.500 mm  
 Maximum value of SAR (interpolated) = 0.470 W/kg

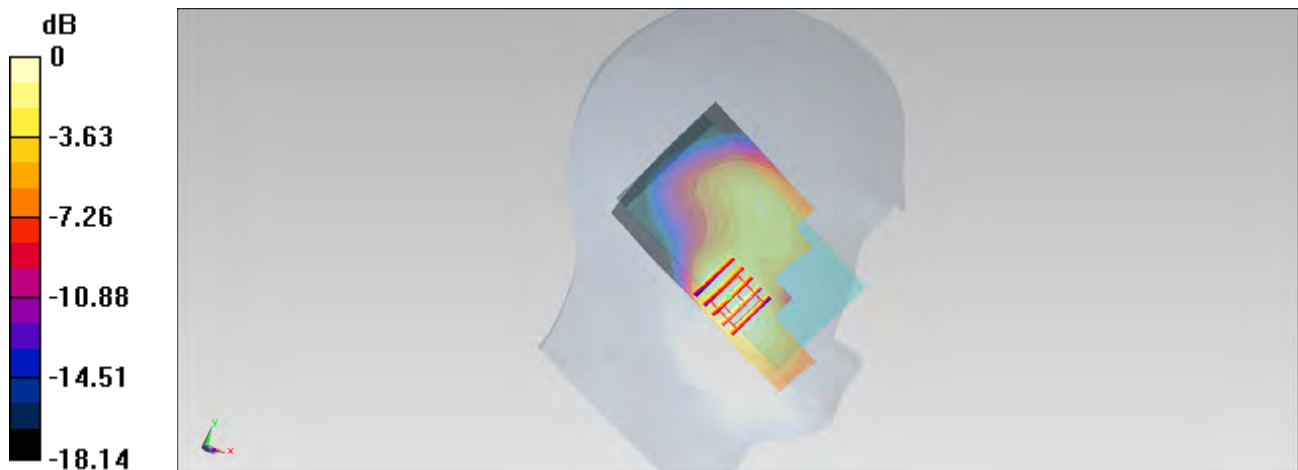
**Configuration/Ch1312/Zoom Scan (5x5x7)/Cube 0:** Measurement grid: dx=8mm, dy=8mm, dz=5mm

Reference Value = 18.354 V/m; Power Drift = -0.04 dB

Peak SAR (extrapolated) = 0.548 W/kg

**SAR(1 g) = 0.364 W/kg; SAR(10 g) = 0.230 W/kg**

Maximum value of SAR (measured) = 0.425 W/kg



0 dB = 0.425 W/kg = -3.72 dBW/kg

## #61\_WCDMA IV\_RMC 12.2Kbps\_Left Cheek\_Ch1513;Battery1\_With Scanner

**DUT: 322304-07**

Communication System: WCDMA; Frequency: 1752.6 MHz; Duty Cycle: 1:1

Medium: HSL\_1750\_130627 Medium parameters used:  $f = 1753$  MHz;  $\sigma = 1.398$  S/m;  $\epsilon_r = 38.502$ ;  $\rho =$

$1000$  kg/m<sup>3</sup>

Ambient Temperature : 22.5 °C; Liquid Temperature : 21.5 °C

DASY5 Configuration:

- Probe: ES3DV3 - SN3270; ConvF(5.2, 5.2, 5.2); Calibrated: 2012/9/28;
- Sensor-Surface: 3mm (Mechanical Surface Detection)
- Electronics: DAE4 Sn778; Calibrated: 2012/8/27
- Phantom: SAM-Left; Type: QD 000 P40 C; Serial: TP-1478
- Measurement SW: DASY52, Version 52.8 (6); SEMCAD X Version 14.6.9 (7117)

**Configuration/Ch1513/Area Scan (61x111x1):** Interpolated grid: dx=1.500 mm, dy=1.500 mm  
 Maximum value of SAR (interpolated) = 0.387 W/kg


**Configuration/Ch1513/Zoom Scan (5x5x7)/Cube 0:** Measurement grid: dx=8mm, dy=8mm, dz=5mm

Reference Value = 16.259 V/m; Power Drift = 0.12 dB

Peak SAR (extrapolated) = 0.443 W/kg

**SAR(1 g) = 0.289 W/kg; SAR(10 g) = 0.182 W/kg**

Maximum value of SAR (measured) = 0.337 W/kg



0 dB = 0.337 W/kg = -4.72 dBW/kg

## #50\_WCDMA II\_RMC 12.2Kbps\_Right Cheek\_Ch9400;Battery1\_With Scanner

**DUT: 322304-07**

Communication System: WCDMA; Frequency: 1880 MHz; Duty Cycle: 1:1

Medium: HSL\_1900\_130627 Medium parameters used:  $f = 1880$  MHz;  $\sigma = 1.38$  S/m;  $\epsilon_r = 41.177$ ;  $\rho =$

$1000$  kg/m<sup>3</sup>

Ambient Temperature : 22.5 °C; Liquid Temperature : 21.5 °C

DASY5 Configuration:

- Probe: ES3DV3 - SN3270; ConvF(5.05, 5.05, 5.05); Calibrated: 2012/9/28;
- Sensor-Surface: 3mm (Mechanical Surface Detection)
- Electronics: DAE4 Sn778; Calibrated: 2012/8/27
- Phantom: SAM-Left; Type: QD 000 P40 C; Serial: TP-1478
- Measurement SW: DASY52, Version 52.8 (6); SEMCAD X Version 14.6.9 (7117)

**Configuration/Ch9400/Area Scan (61x111x1):** Interpolated grid: dx=1.500 mm, dy=1.500 mm  
 Maximum value of SAR (interpolated) = 0.566 W/kg


**Configuration/Ch9400/Zoom Scan (5x5x7)/Cube 0:** Measurement grid: dx=8mm, dy=8mm, dz=5mm

Reference Value = 20.390 V/m; Power Drift = -0.00 dB

Peak SAR (extrapolated) = 0.702 W/kg

**SAR(1 g) = 0.453 W/kg; SAR(10 g) = 0.275 W/kg**

Maximum value of SAR (measured) = 0.535 W/kg



0 dB = 0.535 W/kg = -2.72 dBW/kg

## #67\_WCDMA II\_RMC 12.2Kbps\_Left Cheek\_Ch9400;Battery1\_With Scanner

**DUT: 322304-07**

Communication System: WCDMA; Frequency: 1880 MHz; Duty Cycle: 1:1

Medium: HSL\_1900\_130627 Medium parameters used:  $f = 1880$  MHz;  $\sigma = 1.38$  S/m;  $\epsilon_r = 41.177$ ;  $\rho =$

$1000$  kg/m<sup>3</sup>

Ambient Temperature : 22.5 °C; Liquid Temperature : 21.5 °C

DASY5 Configuration:

- Probe: ES3DV3 - SN3270; ConvF(5.05, 5.05, 5.05); Calibrated: 2012/9/28;
- Sensor-Surface: 3mm (Mechanical Surface Detection)
- Electronics: DAE4 Sn778; Calibrated: 2012/8/27
- Phantom: SAM-Left; Type: QD 000 P40 C; Serial: TP-1478
- Measurement SW: DASY52, Version 52.8 (6); SEMCAD X Version 14.6.9 (7117)

**Configuration/Ch9400/Area Scan (61x111x1):** Interpolated grid: dx=1.500 mm, dy=1.500 mm  
Maximum value of SAR (interpolated) = 0.325 W/kg


**Configuration/Ch9400/Zoom Scan (5x5x7)/Cube 0:** Measurement grid: dx=8mm, dy=8mm, dz=5mm

Reference Value = 14.675 V/m; Power Drift = 0.06 dB

Peak SAR (extrapolated) = 0.389 W/kg

**SAR(1 g) = 0.238 W/kg; SAR(10 g) = 0.146 W/kg**

Maximum value of SAR (measured) = 0.279 W/kg



## #62\_WCDMA II\_RMC 12.2Kbps\_Left Cheek\_Ch9262;Battery1\_With Scanner

**DUT: 322304-07**

Communication System: WCDMA; Frequency: 1852.4 MHz; Duty Cycle: 1:1

Medium: HSL\_1900\_130627 Medium parameters used:  $f = 1852.4$  MHz;  $\sigma = 1.347$  S/m;  $\epsilon_r = 41.29$ ;  $\rho =$

$1000$  kg/m<sup>3</sup>

Ambient Temperature : 22.5 °C; Liquid Temperature : 21.5 °C

DASY5 Configuration:

- Probe: ES3DV3 - SN3270; ConvF(5.05, 5.05, 5.05); Calibrated: 2012/9/28;
- Sensor-Surface: 3mm (Mechanical Surface Detection)
- Electronics: DAE4 Sn778; Calibrated: 2012/8/27
- Phantom: SAM-Left; Type: QD 000 P40 C; Serial: TP-1478
- Measurement SW: DASY52, Version 52.8 (6); SEMCAD X Version 14.6.9 (7117)

**Configuration/Ch9262/Area Scan (61x111x1):** Interpolated grid: dx=1.500 mm, dy=1.500 mm  
 Maximum value of SAR (interpolated) = 0.302 W/kg


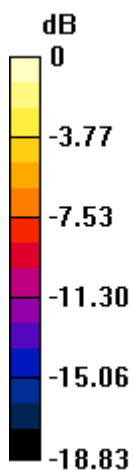
**Configuration/Ch9262/Zoom Scan (5x5x7)/Cube 0:** Measurement grid: dx=8mm, dy=8mm, dz=5mm

Reference Value = 14.574 V/m; Power Drift = 0.06 dB

Peak SAR (extrapolated) = 0.354 W/kg

**SAR(1 g) = 0.222 W/kg; SAR(10 g) = 0.136 W/kg**

Maximum value of SAR (measured) = 0.266 W/kg



0 dB = 0.266 W/kg = -5.75 dBW/kg

## #63\_WCDMA II\_RMC 12.2Kbps\_Left Cheek\_Ch9538;Battery1\_With Scanner

**DUT: 322304-07**

Communication System: WCDMA; Frequency: 1907.6 MHz; Duty Cycle: 1:1

Medium: HSL\_1900\_130627 Medium parameters used:  $f = 1908$  MHz;  $\sigma = 1.413$  S/m;  $\epsilon_r = 41.093$ ;  $\rho =$

$1000$  kg/m<sup>3</sup>

Ambient Temperature : 22.5 °C; Liquid Temperature : 21.5 °C

DASY5 Configuration:

- Probe: ES3DV3 - SN3270; ConvF(5.05, 5.05, 5.05); Calibrated: 2012/9/28;
- Sensor-Surface: 3mm (Mechanical Surface Detection)
- Electronics: DAE4 Sn778; Calibrated: 2012/8/27
- Phantom: SAM-Left; Type: QD 000 P40 C; Serial: TP-1478
- Measurement SW: DASY52, Version 52.8 (6); SEMCAD X Version 14.6.9 (7117)

**Configuration/Ch9538/Area Scan (61x111x1):** Interpolated grid: dx=1.500 mm, dy=1.500 mm  
Maximum value of SAR (interpolated) = 0.271 W/kg


**Configuration/Ch9538/Zoom Scan (5x5x7)/Cube 0:** Measurement grid: dx=8mm, dy=8mm, dz=5mm

Reference Value = 13.117 V/m; Power Drift = 0.13 dB

Peak SAR (extrapolated) = 0.324 W/kg

**SAR(1 g) = 0.198 W/kg; SAR(10 g) = 0.117 W/kg**

Maximum value of SAR (measured) = 0.235 W/kg



0 dB = 0.235 W/kg = -6.29 dBW/kg



**#75\_LTE Band 17\_10M\_QPSK\_1RB\_49Offset\_Right Cheek\_Ch23790;Battery1\_With Scanner**

**DUT: 322304-07**

Communication System: LTE; Frequency: 710 MHz; Duty Cycle: 1:1

Medium: HSL\_750\_130627 Medium parameters used:  $f = 710 \text{ MHz}$ ;  $\sigma = 0.863 \text{ S/m}$ ;  $\epsilon_r = 43.691$ ;  $\rho = 1000 \text{ kg/m}^3$

Ambient Temperature :  $22.7 \text{ }^\circ\text{C}$  ; Liquid Temperature :  $21.7 \text{ }^\circ\text{C}$

DASY5 Configuration:

- Probe: EX3DV4 - SN3697; ConvF(8.98, 8.98, 8.98); Calibrated: 2012/9/28;
- Sensor-Surface: 2mm (Mechanical Surface Detection)
- Electronics: DAE4 Sn1279; Calibrated: 2013/1/28
- Phantom: SAM RIGHT; Type: SAM; Serial: 1719
- Measurement SW: DASY52, Version 52.8 (6); SEMCAD X Version 14.6.9 (7117)

**Configuration/Ch23790/Area Scan (61x111x1):** Interpolated grid:  $dx=1.500 \text{ mm}$ ,  $dy=1.500 \text{ mm}$   
 Maximum value of SAR (interpolated) =  $0.325 \text{ W/kg}$


**Configuration/Ch23790/Zoom Scan (5x5x7)/Cube 0:** Measurement grid:  $dx=8\text{mm}$ ,  $dy=8\text{mm}$ ,  $dz=5\text{mm}$

Reference Value =  $19.328 \text{ V/m}$ ; Power Drift =  $0.12 \text{ dB}$

Peak SAR (extrapolated) =  $0.358 \text{ W/kg}$

**SAR(1 g) =  $0.299 \text{ W/kg}$ ; SAR(10 g) =  $0.240 \text{ W/kg}$**

Maximum value of SAR (measured) =  $0.321 \text{ W/kg}$



0 dB =  $0.321 \text{ W/kg}$  =  $-4.93 \text{ dBW/kg}$

# #101\_LTE Band 17\_10M\_QPSK\_1RB\_49Offset\_Left Cheek\_Ch23790;Battery1\_With Scanner

**DUT: 322304-07**

Communication System: LTE; Frequency: 710 MHz; Duty Cycle: 1:1

Medium: HSL\_750\_130627 Medium parameters used:  $f = 710$  MHz;  $\sigma = 0.863$  S/m;  $\epsilon_r = 43.691$ ;  $\rho = 1000$  kg/m<sup>3</sup>

Ambient Temperature : 22.7 °C ; Liquid Temperature : 21.7 °C

DASY5 Configuration:

- Probe: EX3DV4 - SN3697; ConvF(8.98, 8.98, 8.98); Calibrated: 2012/9/28;
- Sensor-Surface: 2mm (Mechanical Surface Detection)
- Electronics: DAE4 Sn1279; Calibrated: 2013/1/28
- Phantom: SAM RIGHT; Type: SAM; Serial: 1719
- Measurement SW: DASY52, Version 52.8 (6); SEMCAD X Version 14.6.9 (7117)

**Configuration/Ch23790/Area Scan (61x111x1):** Interpolated grid: dx=1.500 mm, dy=1.500 mm  
Maximum value of SAR (interpolated) = 0.432 W/kg


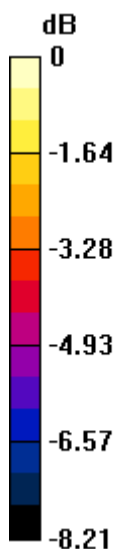
**Configuration/Ch23790/Zoom Scan (5x5x7)/Cube 0:** Measurement grid: dx=8mm, dy=8mm, dz=5mm

Reference Value = 22.367 V/m; Power Drift = -0.11 dB

Peak SAR (extrapolated) = 0.458 W/kg

**SAR(1 g) = 0.376 W/kg; SAR(10 g) = 0.295 W/kg**

Maximum value of SAR (measured) = 0.423 W/kg



0 dB = 0.423 W/kg = -3.74 dBW/kg

## #102\_LTE Band 17\_10M\_QPSK\_1RB\_49Offset\_Left Cheek\_Ch23780;Battery1\_With Scanner

**DUT: 322304-07**

Communication System: LTE; Frequency: 709 MHz; Duty Cycle: 1:1

Medium: HSL\_750\_130627 Medium parameters used:  $f = 709$  MHz;  $\sigma = 0.862$  S/m;  $\epsilon_r = 43.703$ ;  $\rho = 1000$  kg/m<sup>3</sup>

Ambient Temperature : 22.7 °C ; Liquid Temperature : 21.7 °C

DASY5 Configuration:

- Probe: EX3DV4 - SN3697; ConvF(8.98, 8.98, 8.98); Calibrated: 2012/9/28;
- Sensor-Surface: 2mm (Mechanical Surface Detection)
- Electronics: DAE4 Sn1279; Calibrated: 2013/1/28
- Phantom: SAM RIGHT; Type: SAM; Serial: 1719
- Measurement SW: DASY52, Version 52.8 (6); SEMCAD X Version 14.6.9 (7117)

**Configuration/Ch23780/Area Scan (61x111x1):** Interpolated grid: dx=1.500 mm, dy=1.500 mm  
Maximum value of SAR (interpolated) = 0.404 W/kg


**Configuration/Ch23780/Zoom Scan (5x5x7)/Cube 0:** Measurement grid: dx=8mm, dy=8mm, dz=5mm

Reference Value = 21.870 V/m; Power Drift = -0.07 dB

Peak SAR (extrapolated) = 0.437 W/kg

**SAR(1 g) = 0.355 W/kg; SAR(10 g) = 0.280 W/kg**

Maximum value of SAR (measured) = 0.401 W/kg



0 dB = 0.401 W/kg = -3.97 dBW/kg

# #103\_LTE Band 17\_10M\_QPSK\_1RB\_49Offset\_Left Cheek\_Ch23800;Battery1\_With Scanner

**DUT: 322304-07**

Communication System: LTE; Frequency: 711 MHz; Duty Cycle: 1:1

Medium: HSL\_750\_130627 Medium parameters used:  $f = 711 \text{ MHz}$ ;  $\sigma = 0.864 \text{ S/m}$ ;  $\epsilon_r = 43.68$ ;  $\rho = 1000 \text{ kg/m}^3$

Ambient Temperature :  $22.7 \text{ }^\circ\text{C}$ ; Liquid Temperature :  $21.7 \text{ }^\circ\text{C}$

DASY5 Configuration:

- Probe: EX3DV4 - SN3697; ConvF(8.98, 8.98, 8.98); Calibrated: 2012/9/28;
- Sensor-Surface: 2mm (Mechanical Surface Detection)
- Electronics: DAE4 Sn1279; Calibrated: 2013/1/28
- Phantom: SAM RIGHT; Type: SAM; Serial: 1719
- Measurement SW: DASY52, Version 52.8 (6); SEMCAD X Version 14.6.9 (7117)

**Configuration/Ch23800/Area Scan (61x111x1):** Interpolated grid:  $dx=1.500 \text{ mm}$ ,  $dy=1.500 \text{ mm}$   
 Maximum value of SAR (interpolated) =  $0.434 \text{ W/kg}$


**Configuration/Ch23800/Zoom Scan (5x5x7)/Cube 0:** Measurement grid:  $dx=8\text{mm}$ ,  $dy=8\text{mm}$ ,  $dz=5\text{mm}$

Reference Value =  $22.597 \text{ V/m}$ ; Power Drift =  $-0.04 \text{ dB}$

Peak SAR (extrapolated) =  $0.475 \text{ W/kg}$

**SAR(1 g) =  $0.386 \text{ W/kg}$ ; SAR(10 g) =  $0.303 \text{ W/kg}$**

Maximum value of SAR (measured) =  $0.435 \text{ W/kg}$



0 dB =  $0.435 \text{ W/kg} = -3.62 \text{ dBW/kg}$

**#104\_LTE Band 17\_10M\_QPSK\_25RB\_24Offset\_Left Cheek\_Ch23790;Battery1\_With Scanner**

**DUT: 322304-07**

Communication System: LTE; Frequency: 710 MHz; Duty Cycle: 1:1

Medium: HSL\_750\_130627 Medium parameters used:  $f = 710 \text{ MHz}$ ;  $\sigma = 0.863 \text{ S/m}$ ;  $\epsilon_r = 43.691$ ;  $\rho = 1000 \text{ kg/m}^3$

Ambient Temperature :  $22.7 \text{ }^\circ\text{C}$  ; Liquid Temperature :  $21.7 \text{ }^\circ\text{C}$

DASY5 Configuration:

- Probe: EX3DV4 - SN3697; ConvF(8.98, 8.98, 8.98); Calibrated: 2012/9/28;
- Sensor-Surface: 2mm (Mechanical Surface Detection)
- Electronics: DAE4 Sn1279; Calibrated: 2013/1/28
- Phantom: SAM RIGHT; Type: SAM; Serial: 1719
- Measurement SW: DASY52, Version 52.8 (6); SEMCAD X Version 14.6.9 (7117)

**Configuration/Ch23790/Area Scan (61x111x1):** Interpolated grid:  $dx=1.500 \text{ mm}$ ,  $dy=1.500 \text{ mm}$   
 Maximum value of SAR (interpolated) =  $0.302 \text{ W/kg}$


**Configuration/Ch23790/Zoom Scan (5x5x7)/Cube 0:** Measurement grid:  $dx=8\text{mm}$ ,  $dy=8\text{mm}$ ,  $dz=5\text{mm}$

Reference Value =  $19.004 \text{ V/m}$ ; Power Drift =  $-0.02 \text{ dB}$

Peak SAR (extrapolated) =  $0.336 \text{ W/kg}$

**SAR(1 g) =  $0.274 \text{ W/kg}$ ; SAR(10 g) =  $0.215 \text{ W/kg}$**

Maximum value of SAR (measured) =  $0.309 \text{ W/kg}$



0 dB =  $0.309 \text{ W/kg} = -5.10 \text{ dBW/kg}$

## #74\_LTE Band 5\_10M\_QPSK\_1RB\_0Offset\_Right Cheek\_Ch20525;Battery1\_With Scanner

**DUT: 322304-07**

Communication System: LTE; Frequency: 836.5 MHz; Duty Cycle: 1:1

Medium: HSL\_850\_130627 Medium parameters used :  $f = 836.5$  MHz;  $\sigma = 0.929$  S/m;  $\epsilon_r = 42.961$ ;  $\rho = 1000$  kg/m<sup>3</sup>

Ambient Temperature : 22.6 °C ; Liquid Temperature : 21.6 °C

DASY5 Configuration:

- Probe: ES3DV3 - SN3270; ConvF(6.2, 6.2, 6.2); Calibrated: 2012/9/28;
- Sensor-Surface: 3mm (Mechanical Surface Detection)
- Electronics: DAE4 Sn778; Calibrated: 2012/8/27
- Phantom: SAM-Right; Type: QD 000 P40 C; Serial: TP-1446
- Measurement SW: DASY52, Version 52.8 (6); SEMCAD X Version 14.6.9 (7117)

**Configuration/Ch20525/Area Scan (61x111x1):** Interpolated grid: dx=1.500 mm, dy=1.500 mm  
Maximum value of SAR (interpolated) = 0.521 W/kg


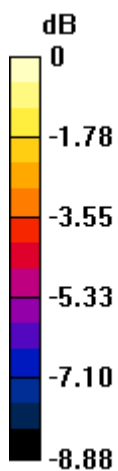
**Configuration/Ch20525/Zoom Scan (5x5x7)/Cube 0:** Measurement grid: dx=8mm, dy=8mm, dz=5mm

Reference Value = 24.204 V/m; Power Drift = -0.02 dB

Peak SAR (extrapolated) = 0.588 W/kg

**SAR(1 g) = 0.475 W/kg; SAR(10 g) = 0.366 W/kg**

Maximum value of SAR (measured) = 0.520 W/kg



0 dB = 0.520 W/kg = -2.84 dBW/kg

## #76\_LTE Band 5\_10M\_QPSK\_1RB\_0Offset\_Right Tilted\_Ch20525;Battery1\_With Scanner

**DUT: 322304-07**

Communication System: LTE; Frequency: 836.5 MHz; Duty Cycle: 1:1

Medium: HSL\_850\_130627 Medium parameters used :  $f = 836.5$  MHz;  $\sigma = 0.929$  S/m;  $\epsilon_r = 42.961$ ;  $\rho = 1000$  kg/m<sup>3</sup>

Ambient Temperature : 22.6 °C ; Liquid Temperature : 21.6 °C

DASY5 Configuration:

- Probe: ES3DV3 - SN3270; ConvF(6.2, 6.2, 6.2); Calibrated: 2012/9/28;
- Sensor-Surface: 3mm (Mechanical Surface Detection)
- Electronics: DAE4 Sn778; Calibrated: 2012/8/27
- Phantom: SAM-Right; Type: QD 000 P40 C; Serial: TP-1446
- Measurement SW: DASY52, Version 52.8 (6); SEMCAD X Version 14.6.9 (7117)

**Configuration/Ch20525/Area Scan (61x111x1):** Interpolated grid:  $dx=1.500$  mm,  $dy=1.500$  mm  
Maximum value of SAR (interpolated) = 0.351 W/kg

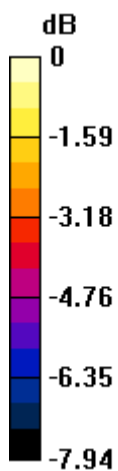
**Configuration/Ch20525/Zoom Scan (5x5x7)/Cube 0:** Measurement grid:  $dx=8$ mm,  $dy=8$ mm,  $dz=5$ mm

Reference Value = 19.964 V/m; Power Drift = 0.02 dB

Peak SAR (extrapolated) = 0.392 W/kg

**SAR(1 g) = 0.325 W/kg; SAR(10 g) = 0.252 W/kg**

Maximum value of SAR (measured) = 0.350 W/kg



0 dB = 0.350 W/kg = -4.56 dBW/kg

## #77\_LTE Band 5\_10M\_QPSK\_1RB\_0Offset\_Left Cheek\_Ch20525;Battery1\_With Scanner

**DUT: 322304-07**

Communication System: LTE; Frequency: 836.5 MHz; Duty Cycle: 1:1

Medium: HSL\_850\_130627 Medium parameters used :  $f = 836.5$  MHz;  $\sigma = 0.929$  S/m;  $\epsilon_r = 42.961$ ;  $\rho = 1000$  kg/m<sup>3</sup>

Ambient Temperature : 22.6 °C ; Liquid Temperature : 21.6 °C

DASY5 Configuration:

- Probe: ES3DV3 - SN3270; ConvF(6.2, 6.2, 6.2); Calibrated: 2012/9/28;
- Sensor-Surface: 3mm (Mechanical Surface Detection)
- Electronics: DAE4 Sn778; Calibrated: 2012/8/27
- Phantom: SAM-Right; Type: QD 000 P40 C; Serial: TP-1446
- Measurement SW: DASY52, Version 52.8 (6); SEMCAD X Version 14.6.9 (7117)

**Configuration/Ch20525/Area Scan (61x111x1):** Interpolated grid: dx=1.500 mm, dy=1.500 mm  
Maximum value of SAR (interpolated) = 0.601 W/kg


**Configuration/Ch20525/Zoom Scan (5x5x7)/Cube 0:** Measurement grid: dx=8mm, dy=8mm, dz=5mm

Reference Value = 26.332 V/m; Power Drift = -0.01 dB

Peak SAR (extrapolated) = 0.703 W/kg

**SAR(1 g) = 0.570 W/kg; SAR(10 g) = 0.439 W/kg**

Maximum value of SAR (measured) = 0.616 W/kg



0 dB = 0.616 W/kg = -2.10 dBW/kg



## #78\_LTE Band 5\_10M\_QPSK\_1RB\_0Offset\_Left Tilted\_Ch20525;Battery1\_With Scanner

**DUT: 322304-07**

Communication System: LTE; Frequency: 836.5 MHz; Duty Cycle: 1:1

Medium: HSL\_850\_130627 Medium parameters used :  $f = 836.5$  MHz;  $\sigma = 0.929$  S/m;  $\epsilon_r = 42.961$ ;  $\rho = 1000$  kg/m<sup>3</sup>

Ambient Temperature : 22.6 °C ; Liquid Temperature : 21.6 °C

DASY5 Configuration:

- Probe: ES3DV3 - SN3270; ConvF(6.2, 6.2, 6.2); Calibrated: 2012/9/28;
- Sensor-Surface: 3mm (Mechanical Surface Detection)
- Electronics: DAE4 Sn778; Calibrated: 2012/8/27
- Phantom: SAM-Right; Type: QD 000 P40 C; Serial: TP-1446
- Measurement SW: DASY52, Version 52.8 (6); SEMCAD X Version 14.6.9 (7117)

**Configuration/Ch20525/Area Scan (61x111x1):** Interpolated grid: dx=1.500 mm, dy=1.500 mm  
Maximum value of SAR (interpolated) = 0.404 W/kg

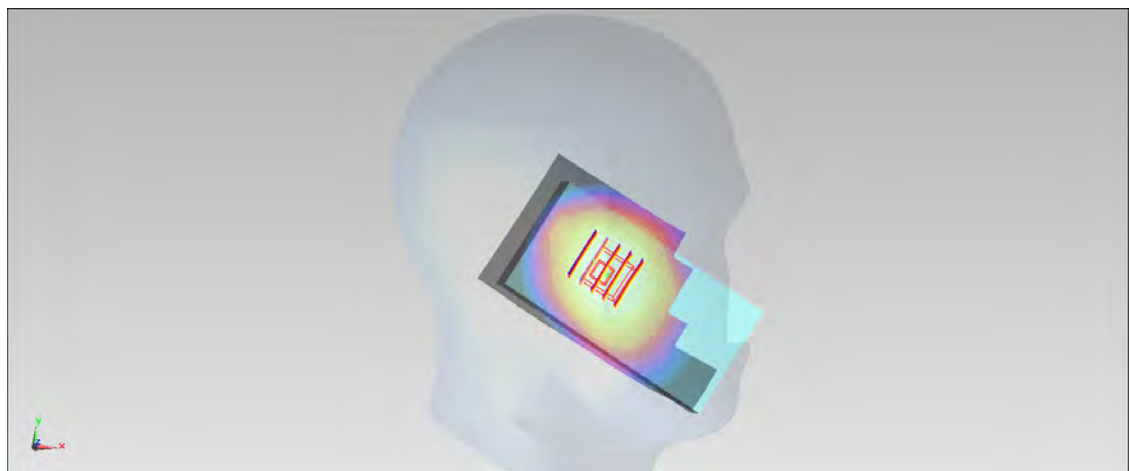
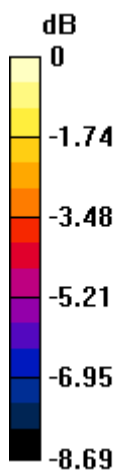
**Configuration/Ch20525/Zoom Scan (5x5x7)/Cube 0:** Measurement grid: dx=8mm, dy=8mm, dz=5mm

Reference Value = 21.459 V/m; Power Drift = -0.02 dB

Peak SAR (extrapolated) = 0.458 W/kg

**SAR(1 g) = 0.376 W/kg; SAR(10 g) = 0.296 W/kg**

Maximum value of SAR (measured) = 0.403 W/kg



0 dB = 0.403 W/kg = -3.95 dBW/kg

### #79\_LTE Band 5\_10M\_QPSK\_1RB\_0Offset\_Left Cheek\_Ch20525;Battery2\_With Scanner

**DUT: 322304-07**

Communication System: LTE; Frequency: 836.5 MHz; Duty Cycle: 1:1

Medium: HSL\_850\_130627 Medium parameters used :  $f = 836.5$  MHz;  $\sigma = 0.929$  S/m;  $\epsilon_r = 42.961$ ;  $\rho = 1000$  kg/m<sup>3</sup>

Ambient Temperature : 22.6 °C ; Liquid Temperature : 21.6 °C

DASY5 Configuration:

- Probe: ES3DV3 - SN3270; ConvF(6.2, 6.2, 6.2); Calibrated: 2012/9/28;
- Sensor-Surface: 3mm (Mechanical Surface Detection)
- Electronics: DAE4 Sn778; Calibrated: 2012/8/27
- Phantom: SAM-Right; Type: QD 000 P40 C; Serial: TP-1446
- Measurement SW: DASY52, Version 52.8 (6); SEMCAD X Version 14.6.9 (7117)

**Configuration/Ch20525/Area Scan (61x111x1):** Interpolated grid: dx=1.500 mm, dy=1.500 mm  
Maximum value of SAR (interpolated) = 0.475 W/kg


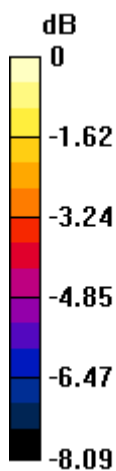
**Configuration/Ch20525/Zoom Scan (5x5x7)/Cube 0:** Measurement grid: dx=8mm, dy=8mm, dz=5mm

Reference Value = 23.900 V/m; Power Drift = -0.11 dB

Peak SAR (extrapolated) = 0.567 W/kg

**SAR(1 g) = 0.461 W/kg; SAR(10 g) = 0.353 W/kg**

Maximum value of SAR (measured) = 0.504 W/kg



0 dB = 0.504 W/kg = -2.98 dBW/kg

## #80\_LTE Band 5\_10M\_QPSK\_1RB\_0Offset\_Left Cheek\_Ch20525;Battery1\_Without Scanner

**DUT: 322304-07**

Communication System: LTE; Frequency: 836.5 MHz; Duty Cycle: 1:1

Medium: HSL\_850\_130627 Medium parameters used :  $f = 836.5$  MHz;  $\sigma = 0.929$  S/m;  $\epsilon_r = 42.961$ ;  $\rho = 1000$  kg/m<sup>3</sup>

Ambient Temperature : 22.6 °C ; Liquid Temperature : 21.6 °C

DASY5 Configuration:

- Probe: ES3DV3 - SN3270; ConvF(6.2, 6.2, 6.2); Calibrated: 2012/9/28;
- Sensor-Surface: 3mm (Mechanical Surface Detection)
- Electronics: DAE4 Sn778; Calibrated: 2012/8/27
- Phantom: SAM-Right; Type: QD 000 P40 C; Serial: TP-1446
- Measurement SW: DASY52, Version 52.8 (6); SEMCAD X Version 14.6.9 (7117)

**Configuration/Ch20525/Area Scan (61x111x1):** Interpolated grid: dx=1.500 mm, dy=1.500 mm  
Maximum value of SAR (interpolated) = 0.491 W/kg


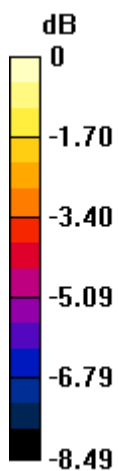
**Configuration/Ch20525/Zoom Scan (5x5x7)/Cube 0:** Measurement grid: dx=8mm, dy=8mm, dz=5mm

Reference Value = 24.040 V/m; Power Drift = -0.03 dB

Peak SAR (extrapolated) = 0.582 W/kg

**SAR(1 g) = 0.464 W/kg; SAR(10 g) = 0.354 W/kg**

Maximum value of SAR (measured) = 0.513 W/kg



0 dB = 0.513 W/kg = -2.90 dBW/kg

## #81\_LTE Band 5\_10M\_QPSK\_1RB\_0Offset\_Left Cheek\_Ch20450;Battery1\_With Scanner

**DUT: 322304-07**

Communication System: LTE; Frequency: 829 MHz; Duty Cycle: 1:1

Medium: HSL\_850\_130627 Medium parameters used:  $f = 829$  MHz;  $\sigma = 0.922$  S/m;  $\epsilon_r = 43.053$ ;  $\rho = 1000$  kg/m<sup>3</sup>

Ambient Temperature : 22.6 °C ; Liquid Temperature : 21.6 °C

DASY5 Configuration:

- Probe: ES3DV3 - SN3270; ConvF(6.2, 6.2, 6.2); Calibrated: 2012/9/28;
- Sensor-Surface: 3mm (Mechanical Surface Detection)
- Electronics: DAE4 Sn778; Calibrated: 2012/8/27
- Phantom: SAM-Right; Type: QD 000 P40 C; Serial: TP-1446
- Measurement SW: DASY52, Version 52.8 (6); SEMCAD X Version 14.6.9 (7117)

**Configuration/Ch20450/Area Scan (61x111x1):** Interpolated grid:  $dx=1.500$  mm,  $dy=1.500$  mm  
Maximum value of SAR (interpolated) = 0.727 W/kg

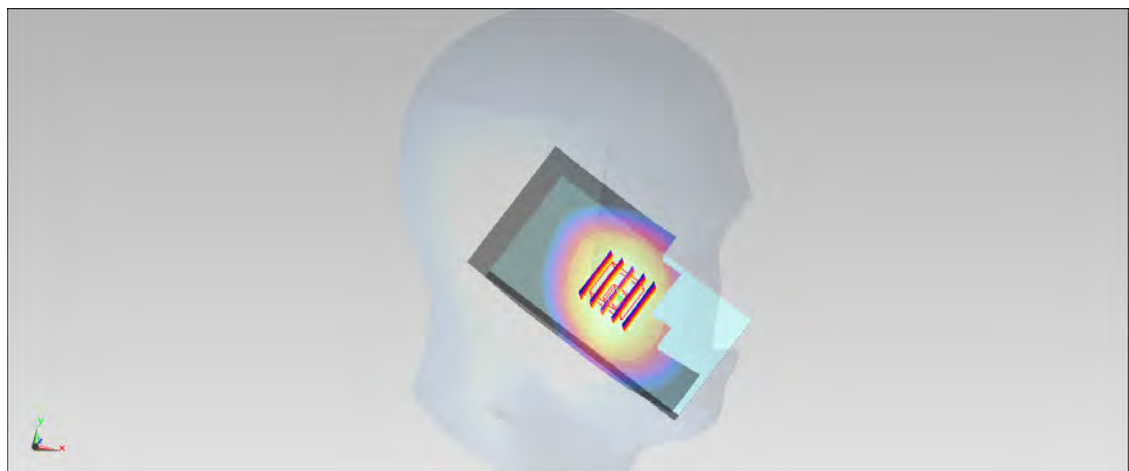
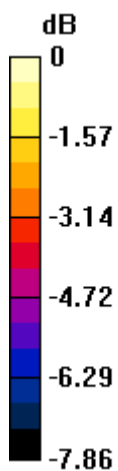
**Configuration/Ch20450/Zoom Scan (5x5x7)/Cube 0:** Measurement grid:  $dx=8$ mm,  $dy=8$ mm,  $dz=5$ mm

Reference Value = 28.742 V/m; Power Drift = 0.05 dB

Peak SAR (extrapolated) = 0.825 W/kg

**SAR(1 g) = 0.672 W/kg; SAR(10 g) = 0.521 W/kg**

Maximum value of SAR (measured) = 0.727 W/kg



0 dB = 0.727 W/kg = -1.38 dBW/kg

## #82\_LTE Band 5\_10M\_QPSK\_1RB\_0Offset\_Left Cheek\_Ch20600;Battery1\_With Scanner

**DUT: 322304-07**

Communication System: LTE; Frequency: 844 MHz; Duty Cycle: 1:1

Medium: HSL\_850\_130627 Medium parameters used:  $f = 844 \text{ MHz}$ ;  $\sigma = 0.936 \text{ S/m}$ ;  $\epsilon_r = 42.87$ ;  $\rho = 1000 \text{ kg/m}^3$

Ambient Temperature :  $22.6 \text{ }^\circ\text{C}$  ; Liquid Temperature :  $21.6 \text{ }^\circ\text{C}$

DASY5 Configuration:

- Probe: ES3DV3 - SN3270; ConvF(6.2, 6.2, 6.2); Calibrated: 2012/9/28;
- Sensor-Surface: 3mm (Mechanical Surface Detection)
- Electronics: DAE4 Sn778; Calibrated: 2012/8/27
- Phantom: SAM-Right; Type: QD 000 P40 C; Serial: TP-1446
- Measurement SW: DASY52, Version 52.8 (6); SEMCAD X Version 14.6.9 (7117)

**Configuration/Ch20600/Area Scan (61x111x1):** Interpolated grid:  $dx=1.500 \text{ mm}$ ,  $dy=1.500 \text{ mm}$   
 Maximum value of SAR (interpolated) =  $0.861 \text{ W/kg}$


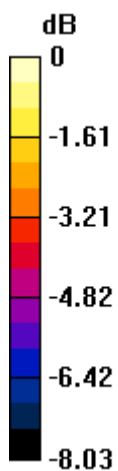
**Configuration/Ch20600/Zoom Scan (5x5x7)/Cube 0:** Measurement grid:  $dx=8\text{mm}$ ,  $dy=8\text{mm}$ ,  $dz=5\text{mm}$

Reference Value =  $31.567 \text{ V/m}$ ; Power Drift =  $-0.11 \text{ dB}$

Peak SAR (extrapolated) =  $0.982 \text{ W/kg}$

**SAR(1 g) =  $0.804 \text{ W/kg}$ ; SAR(10 g) =  $0.620 \text{ W/kg}$**

Maximum value of SAR (measured) =  $0.880 \text{ W/kg}$



0 dB =  $0.880 \text{ W/kg}$  =  $-0.56 \text{ dBW/kg}$

## #83\_LTE Band 5\_10M\_QPSK\_25RB\_0Offset\_Left Cheek\_Ch20525;Battery1\_With Scanner

**DUT: 322304-07**

Communication System: LTE; Frequency: 836.5 MHz; Duty Cycle: 1:1

Medium: HSL\_850\_130627 Medium parameters used :  $f = 836.5$  MHz;  $\sigma = 0.929$  S/m;  $\epsilon_r = 42.961$ ;  $\rho = 1000$  kg/m<sup>3</sup>

Ambient Temperature : 22.6 °C ; Liquid Temperature : 21.6 °C

DASY5 Configuration:

- Probe: ES3DV3 - SN3270; ConvF(6.2, 6.2, 6.2); Calibrated: 2012/9/28;
- Sensor-Surface: 3mm (Mechanical Surface Detection)
- Electronics: DAE4 Sn778; Calibrated: 2012/8/27
- Phantom: SAM-Right; Type: QD 000 P40 C; Serial: TP-1446
- Measurement SW: DASY52, Version 52.8 (6); SEMCAD X Version 14.6.9 (7117)

**Configuration/Ch20525/Area Scan (61x111x1):** Interpolated grid: dx=1.500 mm, dy=1.500 mm  
Maximum value of SAR (interpolated) = 0.533 W/kg


**Configuration/Ch20525/Zoom Scan (5x5x7)/Cube 0:** Measurement grid: dx=8mm, dy=8mm, dz=5mm

Reference Value = 24.953 V/m; Power Drift = 0.01 dB

Peak SAR (extrapolated) = 0.616 W/kg

**SAR(1 g) = 0.501 W/kg; SAR(10 g) = 0.386 W/kg**

Maximum value of SAR (measured) = 0.549 W/kg



0 dB = 0.549 W/kg = -2.60 dBW/kg

## #91\_LTE Band 5\_10M\_QPSK\_50RB\_0Offset\_Left Cheek\_Ch20450;Battery1\_With Scanner

**DUT: 322304-07**

Communication System: LTE; Frequency: 829 MHz; Duty Cycle: 1:1

Medium: HSL\_850\_130627 Medium parameters used:  $f = 829$  MHz;  $\sigma = 0.922$  S/m;  $\epsilon_r = 43.053$ ;  $\rho = 1000$  kg/m<sup>3</sup>

Ambient Temperature : 22.6 °C ; Liquid Temperature : 21.6 °C

DASY5 Configuration:

- Probe: ES3DV3 - SN3270; ConvF(6.2, 6.2, 6.2); Calibrated: 2012/9/28;
- Sensor-Surface: 3mm (Mechanical Surface Detection)
- Electronics: DAE4 Sn778; Calibrated: 2012/8/27
- Phantom: SAM-Right; Type: QD 000 P40 C; Serial: TP-1446
- Measurement SW: DASY52, Version 52.8 (6); SEMCAD X Version 14.6.9 (7117)

**Configuration/Ch20450/Area Scan (61x111x1):** Interpolated grid: dx=1.500 mm, dy=1.500 mm  
Maximum value of SAR (interpolated) = 0.464 W/kg


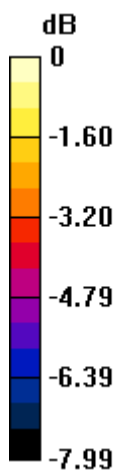
**Configuration/Ch20450/Zoom Scan (5x5x7)/Cube 0:** Measurement grid: dx=8mm, dy=8mm, dz=5mm

Reference Value = 23.237 V/m; Power Drift = -0.01 dB

Peak SAR (extrapolated) = 0.528 W/kg

**SAR(1 g) = 0.434 W/kg; SAR(10 g) = 0.337 W/kg**

Maximum value of SAR (measured) = 0.470 W/kg



0 dB = 0.470 W/kg = -3.28 dBW/kg

## #73\_LTE Band 4\_10M\_QPSK\_1RB\_0Offset\_Right Cheek\_Ch20175;Battery1\_With Scanner

**DUT: 322304-07**

Communication System: LTE; Frequency: 1732.5 MHz; Duty Cycle: 1:1

Medium: HSL\_1750\_130627 Medium parameters used :  $f = 1732.5$  MHz;  $\sigma = 1.372$  S/m;  $\epsilon_r = 38.629$ ;  $\rho = 1000$  kg/m<sup>3</sup>

Ambient Temperature : 22.5 °C ; Liquid Temperature : 21.5 °C

DASY5 Configuration:

- Probe: ES3DV3 - SN3270; ConvF(5.2, 5.2, 5.2); Calibrated: 2012/9/28;
- Sensor-Surface: 3mm (Mechanical Surface Detection)
- Electronics: DAE4 Sn778; Calibrated: 2012/8/27
- Phantom: SAM-Left; Type: QD 000 P40 C; Serial: TP-1478
- Measurement SW: DASY52, Version 52.8 (6); SEMCAD X Version 14.6.9 (7117)

**Configuration/Ch20175/Area Scan (61x111x1):** Interpolated grid: dx=1.500 mm, dy=1.500 mm  
Maximum value of SAR (interpolated) = 0.496 W/kg


**Configuration/Ch20175/Zoom Scan (5x5x7)/Cube 0:** Measurement grid: dx=8mm, dy=8mm, dz=5mm

Reference Value = 19.100 V/m; Power Drift = -0.11 dB

Peak SAR (extrapolated) = 0.581 W/kg

**SAR(1 g) = 0.393 W/kg; SAR(10 g) = 0.251 W/kg**

Maximum value of SAR (measured) = 0.463 W/kg



0 dB = 0.463 W/kg = -3.34 dBW/kg



## #87\_LTE Band 4\_10M\_QPSK\_1RB\_0Offset\_Left Cheek\_Ch20175;Battery1\_With Scanner

**DUT: 322304-07**

Communication System: LTE; Frequency: 1732.5 MHz; Duty Cycle: 1:1

Medium: HSL\_1750\_130627 Medium parameters used :  $f = 1732.5$  MHz;  $\sigma = 1.372$  S/m;  $\epsilon_r = 38.629$ ;  $\rho = 1000$  kg/m<sup>3</sup>

Ambient Temperature : 22.5 °C ; Liquid Temperature : 21.5 °C

DASY5 Configuration:

- Probe: ES3DV3 - SN3270; ConvF(5.2, 5.2, 5.2); Calibrated: 2012/9/28;
- Sensor-Surface: 3mm (Mechanical Surface Detection)
- Electronics: DAE4 Sn778; Calibrated: 2012/8/27
- Phantom: SAM-Left; Type: QD 000 P40 C; Serial: TP-1478
- Measurement SW: DASY52, Version 52.8 (6); SEMCAD X Version 14.6.9 (7117)

**Configuration/Ch20175/Area Scan (61x111x1):** Interpolated grid: dx=1.500 mm, dy=1.500 mm  
Maximum value of SAR (interpolated) = 0.376 W/kg

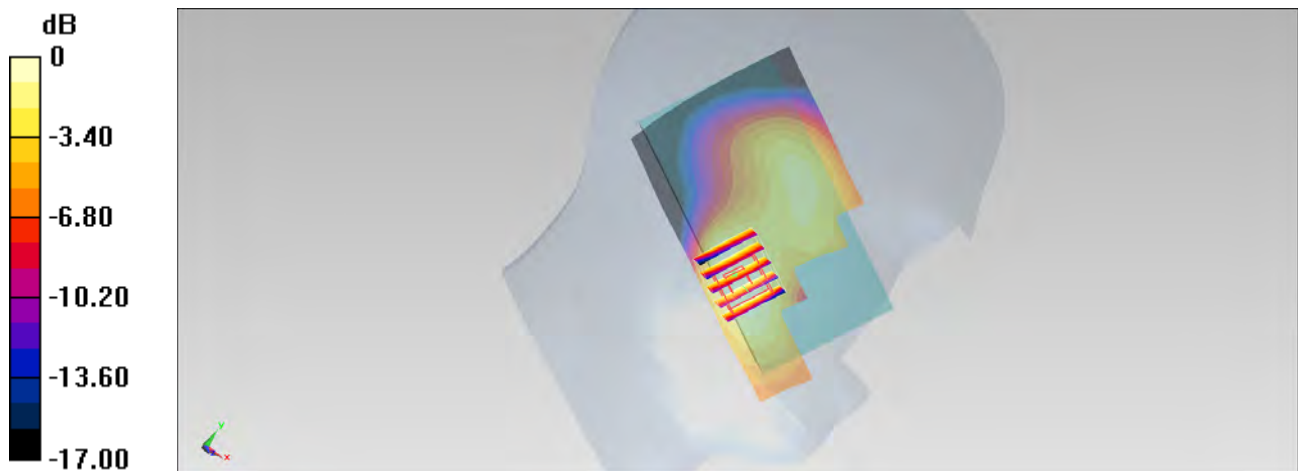
**Configuration/Ch20175/Zoom Scan (5x5x7)/Cube 0:** Measurement grid: dx=8mm, dy=8mm, dz=5mm

Reference Value = 16.262 V/m; Power Drift = -0.01 dB

Peak SAR (extrapolated) = 0.434 W/kg

**SAR(1 g) = 0.287 W/kg; SAR(10 g) = 0.180 W/kg**

Maximum value of SAR (measured) = 0.338 W/kg



0 dB = 0.338 W/kg = -4.71 dBW/kg

## #88\_LTE Band 4\_10M\_QPSK\_1RB\_0Offset\_Left Cheek\_Ch20000;Battery1\_With Scanner

**DUT: 322304-07**

Communication System: LTE; Frequency: 1715 MHz; Duty Cycle: 1:1

Medium: HSL\_1750\_130627 Medium parameters used:  $f = 1715$  MHz;  $\sigma = 1.357$  S/m;  $\epsilon_r = 38.782$ ;  $\rho = 1000$  kg/m<sup>3</sup>

Ambient Temperature : 22.5 °C ; Liquid Temperature : 21.5 °C

DASY5 Configuration:

- Probe: ES3DV3 - SN3270; ConvF(5.2, 5.2, 5.2); Calibrated: 2012/9/28;
- Sensor-Surface: 3mm (Mechanical Surface Detection)
- Electronics: DAE4 Sn778; Calibrated: 2012/8/27
- Phantom: SAM-Left; Type: QD 000 P40 C; Serial: TP-1478
- Measurement SW: DASY52, Version 52.8 (6); SEMCAD X Version 14.6.9 (7117)

**Configuration/Ch20000/Area Scan (61x111x1):** Interpolated grid: dx=1.500 mm, dy=1.500 mm  
Maximum value of SAR (interpolated) = 0.424 W/kg


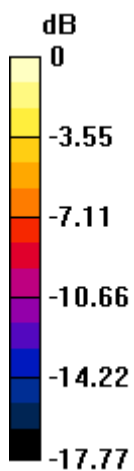
**Configuration/Ch20000/Zoom Scan (5x5x7)/Cube 0:** Measurement grid: dx=8mm, dy=8mm, dz=5mm

Reference Value = 17.613 V/m; Power Drift = 0.10 dB

Peak SAR (extrapolated) = 0.504 W/kg

**SAR(1 g) = 0.338 W/kg; SAR(10 g) = 0.213 W/kg**

Maximum value of SAR (measured) = 0.398 W/kg



0 dB = 0.398 W/kg = -4.00 dBW/kg

## #89\_LTE Band 4\_10M\_QPSK\_1RB\_0Offset\_Left Cheek\_Ch20350;Battery1\_With Scanner

**DUT: 322304-07**

Communication System: LTE; Frequency: 1750 MHz; Duty Cycle: 1:1

Medium: HSL\_1750\_130627 Medium parameters used:  $f = 1750$  MHz;  $\sigma = 1.394$  S/m;  $\epsilon_r = 38.51$ ;  $\rho = 1000$  kg/m<sup>3</sup>

Ambient Temperature : 22.5 °C ; Liquid Temperature : 21.5 °C

DASY5 Configuration:

- Probe: ES3DV3 - SN3270; ConvF(5.2, 5.2, 5.2); Calibrated: 2012/9/28;
- Sensor-Surface: 3mm (Mechanical Surface Detection)
- Electronics: DAE4 Sn778; Calibrated: 2012/8/27
- Phantom: SAM-Left; Type: QD 000 P40 C; Serial: TP-1478
- Measurement SW: DASY52, Version 52.8 (6); SEMCAD X Version 14.6.9 (7117)

**Configuration/Ch20350/Area Scan (61x111x1):** Interpolated grid: dx=1.500 mm, dy=1.500 mm  
Maximum value of SAR (interpolated) = 0.343 W/kg


**Configuration/Ch20350/Zoom Scan (5x5x7)/Cube 0:** Measurement grid: dx=8mm, dy=8mm, dz=5mm

Reference Value = 15.596 V/m; Power Drift = 0.01 dB

Peak SAR (extrapolated) = 0.412 W/kg

**SAR(1 g) = 0.266 W/kg; SAR(10 g) = 0.167 W/kg**

Maximum value of SAR (measured) = 0.317 W/kg



0 dB = 0.317 W/kg = -4.99 dBW/kg

## #93\_LTE Band 4\_10M\_QPSK\_25RB\_24Offset\_Left Cheek\_Ch20175;Battery1\_With Scanner

**DUT: 322304-07**

Communication System: LTE; Frequency: 1732.5 MHz; Duty Cycle: 1:1

Medium: HSL\_1750\_130627 Medium parameters used :  $f = 1732.5$  MHz;  $\sigma = 1.372$  S/m;  $\epsilon_r = 38.629$ ;  $\rho = 1000$  kg/m<sup>3</sup>

Ambient Temperature : 22.5 °C ; Liquid Temperature : 21.5 °C

DASY5 Configuration:

- Probe: ES3DV3 - SN3270; ConvF(5.2, 5.2, 5.2); Calibrated: 2012/9/28;
- Sensor-Surface: 3mm (Mechanical Surface Detection)
- Electronics: DAE4 Sn778; Calibrated: 2012/8/27
- Phantom: SAM-Left; Type: QD 000 P40 C; Serial: TP-1478
- Measurement SW: DASY52, Version 52.8 (6); SEMCAD X Version 14.6.9 (7117)

**Configuration/Ch20175/Area Scan (61x111x1):** Interpolated grid: dx=1.500 mm, dy=1.500 mm  
Maximum value of SAR (interpolated) = 0.286 W/kg

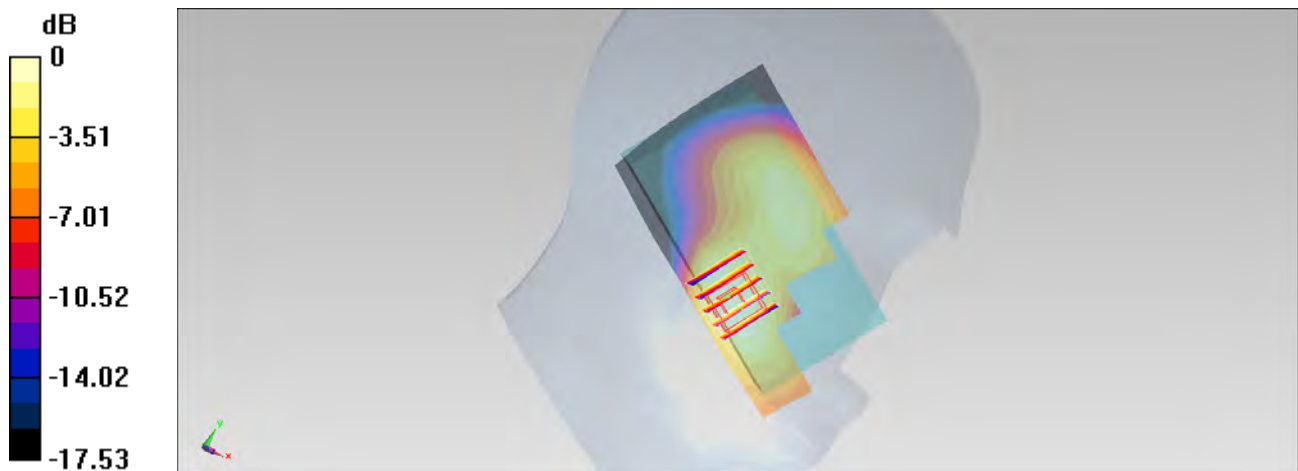
**Configuration/Ch20175/Zoom Scan (5x5x7)/Cube 0:** Measurement grid: dx=8mm, dy=8mm, dz=5mm

Reference Value = 14.324 V/m; Power Drift = 0.06 dB

Peak SAR (extrapolated) = 0.330 W/kg

**SAR(1 g) = 0.220 W/kg; SAR(10 g) = 0.139 W/kg**

Maximum value of SAR (measured) = 0.256 W/kg



0 dB = 0.256 W/kg = -5.92 dBW/kg

## #72\_LTE Band 2\_10M\_QPSK\_1RB\_0Offset\_Right Cheek\_Ch18900;Battery1\_With Scanner

**DUT: 322304-07**

Communication System: LTE; Frequency: 1880 MHz; Duty Cycle: 1:1

Medium: HSL\_1900\_130627 Medium parameters used:  $f = 1880$  MHz;  $\sigma = 1.38$  S/m;  $\epsilon_r = 41.177$ ;  $\rho = 1000$  kg/m<sup>3</sup>

Ambient Temperature : 22.5 °C ; Liquid Temperature : 21.5 °C

DASY5 Configuration:

- Probe: ES3DV3 - SN3270; ConvF(5.05, 5.05, 5.05); Calibrated: 2012/9/28;
- Sensor-Surface: 3mm (Mechanical Surface Detection)
- Electronics: DAE4 Sn778; Calibrated: 2012/8/27
- Phantom: SAM-Left; Type: QD 000 P40 C; Serial: TP-1478
- Measurement SW: DASY52, Version 52.8 (6); SEMCAD X Version 14.6.9 (7117)

**Configuration/Ch18900/Area Scan (61x111x1):** Interpolated grid: dx=1.500 mm, dy=1.500 mm  
Maximum value of SAR (interpolated) = 0.497 W/kg


**Configuration/Ch18900/Zoom Scan (5x5x7)/Cube 0:** Measurement grid: dx=8mm, dy=8mm, dz=5mm

Reference Value = 19.089 V/m; Power Drift = 0.01 dB

Peak SAR (extrapolated) = 0.622 W/kg

**SAR(1 g) = 0.402 W/kg; SAR(10 g) = 0.245 W/kg**

Maximum value of SAR (measured) = 0.477 W/kg



0 dB = 0.477 W/kg = -3.21 dBW/kg

## #84\_LTE Band 2\_10M\_QPSK\_1RB\_0Offset\_Left Cheek\_Ch18900;Battery1\_With Scanner

**DUT: 322304-07**

Communication System: LTE; Frequency: 1880 MHz; Duty Cycle: 1:1

Medium: HSL\_1900\_130627 Medium parameters used:  $f = 1880$  MHz;  $\sigma = 1.38$  S/m;  $\epsilon_r = 41.177$ ;  $\rho = 1000$  kg/m<sup>3</sup>

Ambient Temperature : 22.5 °C ; Liquid Temperature : 21.5 °C

DASY5 Configuration:

- Probe: ES3DV3 - SN3270; ConvF(5.05, 5.05, 5.05); Calibrated: 2012/9/28;
- Sensor-Surface: 3mm (Mechanical Surface Detection)
- Electronics: DAE4 Sn778; Calibrated: 2012/8/27
- Phantom: SAM-Left; Type: QD 000 P40 C; Serial: TP-1478
- Measurement SW: DASY52, Version 52.8 (6); SEMCAD X Version 14.6.9 (7117)

**Configuration/Ch18900/Area Scan (61x111x1):** Interpolated grid: dx=1.500 mm, dy=1.500 mm  
Maximum value of SAR (interpolated) = 0.283 W/kg


**Configuration/Ch18900/Zoom Scan (5x5x7)/Cube 0:** Measurement grid: dx=8mm, dy=8mm, dz=5mm

Reference Value = 14.093 V/m; Power Drift = -0.02 dB

Peak SAR (extrapolated) = 0.340 W/kg

**SAR(1 g) = 0.214 W/kg; SAR(10 g) = 0.130 W/kg**

Maximum value of SAR (measured) = 0.251 W/kg



0 dB = 0.251 W/kg = -6.00 dBW/kg

## #85\_LTE Band 2\_10M\_QPSK\_1RB\_0Offset\_Left Cheek\_Ch18650;Battery1\_With Scanner

**DUT: 322304-07**

Communication System: , LTE; Frequency: 1855 MHz;Duty Cycle: 1:1

Medium: HSL\_1900\_130627 Medium parameters used:  $f = 1855$  MHz;  $\sigma = 1.351$  S/m;  $\epsilon_r = 41.276$ ;  $\rho = 1000$  kg/m<sup>3</sup>

Ambient Temperature : 22.5 °C ; Liquid Temperature : 21.5 °C

DASY5 Configuration:

- Probe: ES3DV3 - SN3270; ConvF(5.05, 5.05, 5.05); Calibrated: 2012/9/28;
- Sensor-Surface: 3mm (Mechanical Surface Detection)
- Electronics: DAE4 Sn778; Calibrated: 2012/8/27
- Phantom: SAM-Left; Type: QD 000 P40 C; Serial: TP-1478
- Measurement SW: DASY52, Version 52.8 (6); SEMCAD X Version 14.6.9 (7117)

**Configuration/Ch18650/Area Scan (61x111x1):** Interpolated grid: dx=1.500 mm, dy=1.500 mm  
Maximum value of SAR (interpolated) = 0.248 W/kg


**Configuration/Ch18650/Zoom Scan (5x5x7)/Cube 0:** Measurement grid: dx=8mm, dy=8mm, dz=5mm

Reference Value = 13.458 V/m; Power Drift = -0.03 dB

Peak SAR (extrapolated) = 0.307 W/kg

**SAR(1 g) = 0.196 W/kg; SAR(10 g) = 0.119 W/kg**

Maximum value of SAR (measured) = 0.233 W/kg



0 dB = 0.233 W/kg = -6.33 dBW/kg

## #86\_LTE Band 2\_10M\_QPSK\_1RB\_0Offset\_Left Cheek\_Ch19150;Battery1\_With Scanner

**DUT: 322304-07**

Communication System: LTE; Frequency: 1905 MHz; Duty Cycle: 1:1

Medium: HSL\_1900\_130627 Medium parameters used:  $f = 1905$  MHz;  $\sigma = 1.41$  S/m;  $\epsilon_r = 41.099$ ;  $\rho = 1000$  kg/m<sup>3</sup>

Ambient Temperature : 22.5 °C ; Liquid Temperature : 21.5 °C

DASY5 Configuration:

- Probe: ES3DV3 - SN3270; ConvF(5.05, 5.05, 5.05); Calibrated: 2012/9/28;
- Sensor-Surface: 3mm (Mechanical Surface Detection)
- Electronics: DAE4 Sn778; Calibrated: 2012/8/27
- Phantom: SAM-Left; Type: QD 000 P40 C; Serial: TP-1478
- Measurement SW: DASY52, Version 52.8 (6); SEMCAD X Version 14.6.9 (7117)

**Configuration/Ch19150/Area Scan (61x111x1):** Interpolated grid: dx=1.500 mm, dy=1.500 mm  
Maximum value of SAR (interpolated) = 0.285 W/kg


**Configuration/Ch19150/Zoom Scan (5x5x7)/Cube 0:** Measurement grid: dx=8mm, dy=8mm, dz=5mm

Reference Value = 14.039 V/m; Power Drift = 0.00 dB

Peak SAR (extrapolated) = 0.352 W/kg

**SAR(1 g) = 0.219 W/kg; SAR(10 g) = 0.130 W/kg**

Maximum value of SAR (measured) = 0.259 W/kg



0 dB = 0.259 W/kg = -5.87 dBW/kg



## #92\_LTE Band 2\_10M\_QPSK\_25RB\_0Offset\_Left Cheek\_Ch18900;Battery1\_With Scanner

**DUT: 322304-07**

Communication System: LTE; Frequency: 1880 MHz; Duty Cycle: 1:1

Medium: HSL\_1900\_130627 Medium parameters used:  $f = 1880$  MHz;  $\sigma = 1.38$  S/m;  $\epsilon_r = 41.177$ ;  $\rho = 1000$  kg/m<sup>3</sup>

Ambient Temperature : 22.5 °C ; Liquid Temperature : 21.5 °C

DASY5 Configuration:

- Probe: ES3DV3 - SN3270; ConvF(5.05, 5.05, 5.05); Calibrated: 2012/9/28;
- Sensor-Surface: 3mm (Mechanical Surface Detection)
- Electronics: DAE4 Sn778; Calibrated: 2012/8/27
- Phantom: SAM-Left; Type: QD 000 P40 C; Serial: TP-1478
- Measurement SW: DASY52, Version 52.8 (6); SEMCAD X Version 14.6.9 (7117)

**Configuration/Ch18900/Area Scan (61x111x1):** Interpolated grid: dx=1.500 mm, dy=1.500 mm  
Maximum value of SAR (interpolated) = 0.215 W/kg


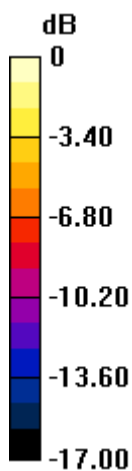
**Configuration/Ch18900/Zoom Scan (5x5x7)/Cube 0:** Measurement grid: dx=8mm, dy=8mm, dz=5mm

Reference Value = 12.281 V/m; Power Drift = 0.01 dB

Peak SAR (extrapolated) = 0.259 W/kg

**SAR(1 g) = 0.163 W/kg; SAR(10 g) = 0.099 W/kg**

Maximum value of SAR (measured) = 0.193 W/kg



0 dB = 0.193 W/kg = -7.14 dBW/kg

## #200\_WLAN2.4GHz\_802.11b 1Mbps\_Right Cheek\_Ch6;Battery1\_With Scanner

**DUT: 322304-07**

Communication System:802.11b; Frequency: 2437 MHz;Duty Cycle: 1:1.024

Medium: HSL\_2450\_130704 Medium parameters used:  $f = 2437$  MHz;  $\sigma = 1.824$  S/m;  $\epsilon_r = 39.365$ ;  $\rho =$

$1000$  kg/m<sup>3</sup>

Ambient Temperature : 22.5 °C; Liquid Temperature : 21.5 °C

DASY5 Configuration:

- Probe: ES3DV3 - SN3270; ConvF(4.45, 4.45, 4.45); Calibrated: 2012/9/28;
- Sensor-Surface: 3mm (Mechanical Surface Detection)
- Electronics: DAE4 Sn778; Calibrated: 2012/8/27
- Phantom: SAM-Right; Type: QD 000 P40 C; Serial: TP-1446
- Measurement SW: DASY52, Version 52.8 (6); SEMCAD X Version 14.6.9 (7117)

**Configuration/Ch6/Area Scan (71x131x1):** Interpolated grid: dx=1.200 mm, dy=1.200 mm  
Maximum value of SAR (interpolated) = 0.557 W/kg


**Configuration/Ch6/Zoom Scan (7x7x7)/Cube 0:** Measurement grid: dx=5mm, dy=5mm,  
dz=5mm

Reference Value = 18.538 V/m; Power Drift = 0.00 dB

Peak SAR (extrapolated) = 0.865 W/kg

**SAR(1 g) = 0.458 W/kg; SAR(10 g) = 0.239 W/kg**

Maximum value of SAR (measured) = 0.580 W/kg



0 dB = 0.580 W/kg = -2.37 dBW/kg

## #201\_WLAN2.4GHz\_802.11b 1Mbps\_Right Tilted\_Ch6;Battery1\_With Scanner

**DUT: 322304-07**

Communication System:802.11b; Frequency: 2437 MHz;Duty Cycle: 1:1.024

Medium: HSL\_2450\_130704 Medium parameters used:  $f = 2437$  MHz;  $\sigma = 1.824$  S/m;  $\epsilon_r = 39.365$ ;  $\rho =$

$1000$  kg/m<sup>3</sup>

Ambient Temperature : 22.5 °C; Liquid Temperature : 21.5 °C

DASY5 Configuration:

- Probe: ES3DV3 - SN3270; ConvF(4.45, 4.45, 4.45); Calibrated: 2012/9/28;
- Sensor-Surface: 3mm (Mechanical Surface Detection)
- Electronics: DAE4 Sn778; Calibrated: 2012/8/27
- Phantom: SAM-Right; Type: QD 000 P40 C; Serial: TP-1446
- Measurement SW: DASY52, Version 52.8 (6); SEMCAD X Version 14.6.9 (7117)

**Configuration/Ch6/Area Scan (71x131x1):** Interpolated grid: dx=1.200 mm, dy=1.200 mm  
Maximum value of SAR (interpolated) = 0.683 W/kg

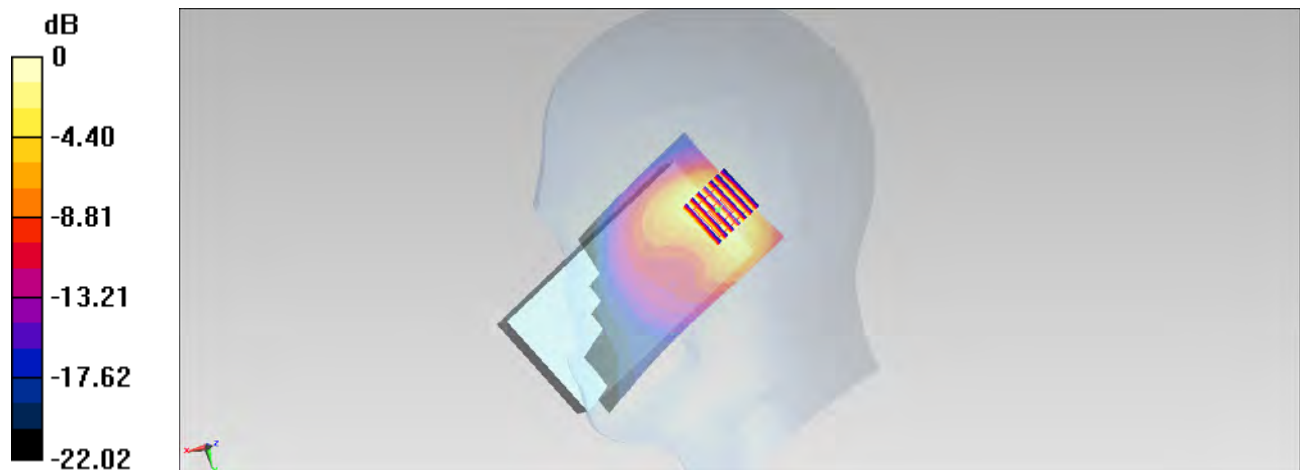
**Configuration/Ch6/Zoom Scan (7x7x7)/Cube 0:** Measurement grid: dx=5mm, dy=5mm, dz=5mm

Reference Value = 20.434 V/m; Power Drift = -0.01 dB

Peak SAR (extrapolated) = 1.08 W/kg

**SAR(1 g) = 0.537 W/kg; SAR(10 g) = 0.263 W/kg**

Maximum value of SAR (measured) = 0.698 W/kg



0 dB = 0.698 W/kg = -1.56 dBW/kg

## #202\_WLAN2.4GHz\_802.11b 1Mbps\_Left Cheek\_Ch6;Battery1\_With Scanner

**DUT: 322304-07**

Communication System:802.11b; Frequency: 2437 MHz;Duty Cycle: 1:1.024

Medium: HSL\_2450\_130704 Medium parameters used:  $f = 2437$  MHz;  $\sigma = 1.824$  S/m;  $\epsilon_r = 39.365$ ;  $\rho =$

$1000$  kg/m<sup>3</sup>

Ambient Temperature : 22.5 °C; Liquid Temperature : 21.5 °C

DASY5 Configuration:

- Probe: ES3DV3 - SN3270; ConvF(4.45, 4.45, 4.45); Calibrated: 2012/9/28;
- Sensor-Surface: 3mm (Mechanical Surface Detection)
- Electronics: DAE4 Sn778; Calibrated: 2012/8/27
- Phantom: SAM-Right; Type: QD 000 P40 C; Serial: TP-1446
- Measurement SW: DASY52, Version 52.8 (6); SEMCAD X Version 14.6.9 (7117)

**Configuration/Ch6/Area Scan (71x131x1):** Interpolated grid: dx=1.200 mm, dy=1.200 mm  
Maximum value of SAR (interpolated) = 1.01 W/kg


**Configuration/Ch6/Zoom Scan (7x7x7)/Cube 0:** Measurement grid: dx=5mm, dy=5mm,  
dz=5mm

Reference Value = 23.971 V/m; Power Drift = 0.01 dB

Peak SAR (extrapolated) = 1.62 W/kg

**SAR(1 g) = 0.751 W/kg; SAR(10 g) = 0.358 W/kg**

Maximum value of SAR (measured) = 0.991 W/kg



**#203\_WLAN2.4GHz\_802.11b 1Mbps\_Left Tilted\_Ch6;Battery1\_With Scanner**

**DUT: 322304-07**

Communication System:802.11b; Frequency: 2437 MHz;Duty Cycle: 1:1.024

Medium: HSL\_2450\_130704 Medium parameters used:  $f = 2437$  MHz;  $\sigma = 1.824$  S/m;  $\epsilon_r = 39.365$ ;  $\rho =$

$1000$  kg/m<sup>3</sup>

Ambient Temperature : 22.5 °C; Liquid Temperature : 21.5 °C

DASY5 Configuration:

- Probe: ES3DV3 - SN3270; ConvF(4.45, 4.45, 4.45); Calibrated: 2012/9/28;
- Sensor-Surface: 3mm (Mechanical Surface Detection)
- Electronics: DAE4 Sn778; Calibrated: 2012/8/27
- Phantom: SAM-Right; Type: QD 000 P40 C; Serial: TP-1446
- Measurement SW: DASY52, Version 52.8 (6); SEMCAD X Version 14.6.9 (7117)

**Configuration/Ch6/Area Scan (71x131x1):** Interpolated grid: dx=1.200 mm, dy=1.200 mm  
 Maximum value of SAR (interpolated) = 0.736 W/kg


**Configuration/Ch6/Zoom Scan (7x7x7)/Cube 0:** Measurement grid: dx=5mm, dy=5mm, dz=5mm

Reference Value = 19.825 V/m; Power Drift = 0.06 dB

Peak SAR (extrapolated) = 1.16 W/kg

**SAR(1 g) = 0.565 W/kg; SAR(10 g) = 0.284 W/kg**

Maximum value of SAR (measured) = 0.719 W/kg



0 dB = 0.719 W/kg = -1.43 dBW/kg

## #204\_WLAN2.4GHz\_802.11b 1Mbps\_Left Cheek\_Ch6;Battery2\_With Scanner

**DUT: 322304-07**

Communication System:802.11b; Frequency: 2437 MHz;Duty Cycle: 1:1.024

Medium: HSL\_2450\_130704 Medium parameters used:  $f = 2437$  MHz;  $\sigma = 1.824$  S/m;  $\epsilon_r = 39.365$ ;  $\rho =$

$1000$  kg/m<sup>3</sup>

Ambient Temperature : 22.5 °C; Liquid Temperature : 21.5 °C

DASY5 Configuration:

- Probe: ES3DV3 - SN3270; ConvF(4.45, 4.45, 4.45); Calibrated: 2012/9/28;
- Sensor-Surface: 3mm (Mechanical Surface Detection)
- Electronics: DAE4 Sn778; Calibrated: 2012/8/27
- Phantom: SAM-Right; Type: QD 000 P40 C; Serial: TP-1446
- Measurement SW: DASY52, Version 52.8 (6); SEMCAD X Version 14.6.9 (7117)

**Configuration/Ch6/Area Scan (71x131x1):** Interpolated grid: dx=1.200 mm, dy=1.200 mm  
 Maximum value of SAR (interpolated) = 0.895 W/kg

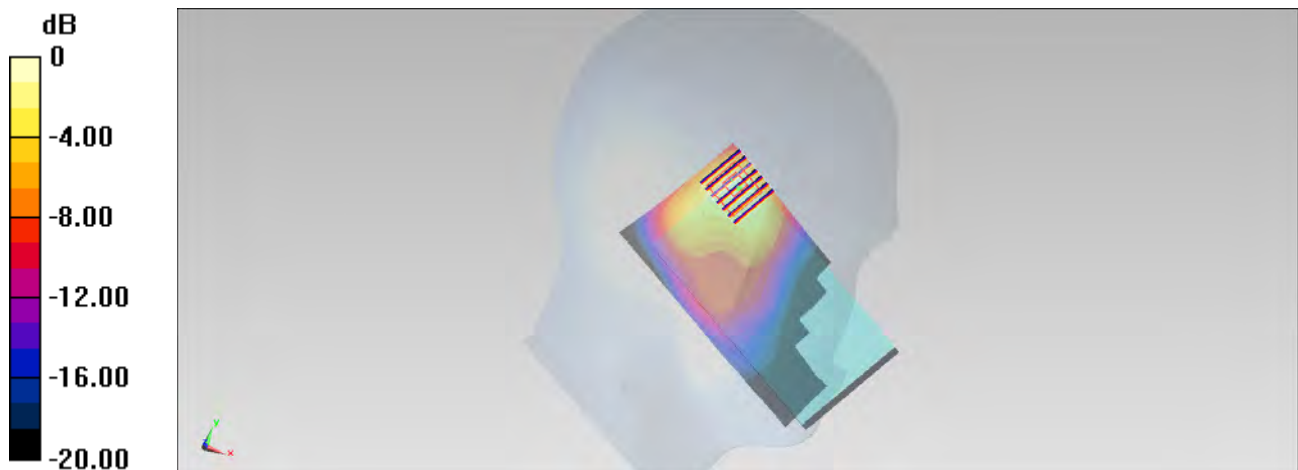
**Configuration/Ch6/Zoom Scan (7x7x7)/Cube 0:** Measurement grid: dx=5mm, dy=5mm, dz=5mm

Reference Value = 22.990 V/m; Power Drift = 0.05 dB

Peak SAR (extrapolated) = 1.53 W/kg

**SAR(1 g) = 0.708 W/kg; SAR(10 g) = 0.340 W/kg**

Maximum value of SAR (measured) = 0.914 W/kg



0 dB = 0.914 W/kg = -0.39 dBW/kg

## #205\_WLAN2.4GHz\_802.11b 1Mbps\_Left Cheek\_Ch6;Battery1\_Without Scanner

**DUT: 322304-07**

Communication System: 802.11b; Frequency: 2437 MHz; Duty Cycle: 1:1.024

Medium: HSL\_2450\_130704 Medium parameters used:  $f = 2437$  MHz;  $\sigma = 1.824$  S/m;  $\epsilon_r = 39.365$ ;  $\rho =$

$1000$  kg/m<sup>3</sup>

Ambient Temperature : 22.6 °C; Liquid Temperature : 21.6 °C

DASY5 Configuration:

- Probe: ES3DV3 - SN3270; ConvF(4.45, 4.45, 4.45); Calibrated: 2012/9/28;
- Sensor-Surface: 3mm (Mechanical Surface Detection)
- Electronics: DAE4 Sn778; Calibrated: 2012/8/27
- Phantom: SAM-Right; Type: QD 000 P40 C; Serial: TP-1446
- Measurement SW: DASY52, Version 52.8 (6); SEMCAD X Version 14.6.9 (7117)

**Configuration/Ch6/Area Scan (71x131x1):** Interpolated grid: dx=1.200 mm, dy=1.200 mm  
Maximum value of SAR (interpolated) = 0.915 W/kg

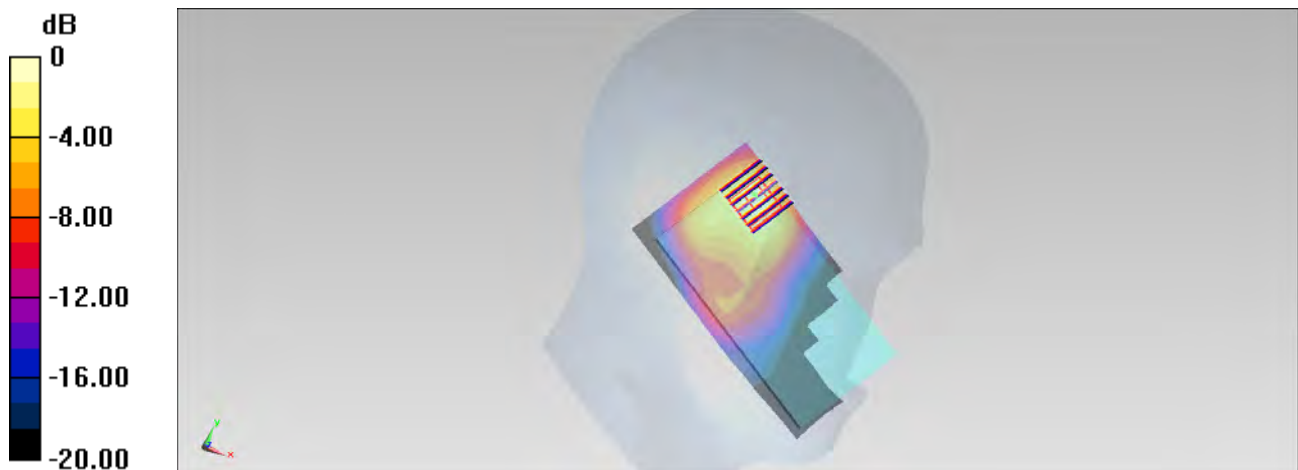
**Configuration/Ch6/Zoom Scan (7x7x7)/Cube 0:** Measurement grid: dx=5mm, dy=5mm, dz=5mm

Reference Value = 23.217 V/m; Power Drift = -0.00 dB

Peak SAR (extrapolated) = 1.48 W/kg

**SAR(1 g) = 0.695 W/kg; SAR(10 g) = 0.338 W/kg**

Maximum value of SAR (measured) = 0.917 W/kg



0 dB = 0.917 W/kg = -0.38 dBW/kg

**#206\_WLAN2.4GHz\_802.11b 1Mbps\_Left Cheek\_Ch1;Battery1\_With Scanner**

**DUT: 322304-07**

Communication System: 802.11b; Frequency: 2412 MHz; Duty Cycle: 1:1.024

Medium: HSL\_2450\_130704 Medium parameters used:  $f = 2412$  MHz;  $\sigma = 1.798$  S/m;  $\epsilon_r = 39.479$ ;  $\rho =$

$1000$  kg/m<sup>3</sup>

Ambient Temperature : 22.5 °C; Liquid Temperature : 21.5 °C

DASY5 Configuration:

- Probe: ES3DV3 - SN3270; ConvF(4.45, 4.45, 4.45); Calibrated: 2012/9/28;
- Sensor-Surface: 3mm (Mechanical Surface Detection)
- Electronics: DAE4 Sn778; Calibrated: 2012/8/27
- Phantom: SAM-Right; Type: QD 000 P40 C; Serial: TP-1446
- Measurement SW: DASY52, Version 52.8 (6); SEMCAD X Version 14.6.9 (7117)

**Configuration/Ch1/Area Scan (71x131x1):** Interpolated grid: dx=1.200 mm, dy=1.200 mm  
 Maximum value of SAR (interpolated) = 0.976 W/kg


**Configuration/Ch1/Zoom Scan (7x7x7)/Cube 0:** Measurement grid: dx=5mm, dy=5mm, dz=5mm

Reference Value = 24.121 V/m; Power Drift = -0.01 dB

Peak SAR (extrapolated) = 1.60 W/kg

**SAR(1 g) = 0.741 W/kg; SAR(10 g) = 0.352 W/kg**

Maximum value of SAR (measured) = 0.979 W/kg



0 dB = 0.979 W/kg = -0.09 dBW/kg



## #207\_WLAN2.4GHz\_802.11b 1Mbps\_Left Cheek\_Ch11;Battery1\_With Scanner

**DUT: 322304-07**

Communication System: 802.11b; Frequency: 2462 MHz; Duty Cycle: 1:1.024

Medium: HSL\_2450\_130704 Medium parameters used:  $f = 2462$  MHz;  $\sigma = 1.853$  S/m;  $\epsilon_r = 39.242$ ;  $\rho =$

$1000$  kg/m<sup>3</sup>

Ambient Temperature : 22.5 °C; Liquid Temperature : 21.5 °C

DASY5 Configuration:

- Probe: ES3DV3 - SN3270; ConvF(4.45, 4.45, 4.45); Calibrated: 2012/9/28;
- Sensor-Surface: 3mm (Mechanical Surface Detection)
- Electronics: DAE4 Sn778; Calibrated: 2012/8/27
- Phantom: SAM-Right; Type: QD 000 P40 C; Serial: TP-1446
- Measurement SW: DASY52, Version 52.8 (6); SEMCAD X Version 14.6.9 (7117)

**Configuration/Ch11/Area Scan (81x131x1):** Interpolated grid: dx=1.200 mm, dy=1.200 mm  
 Maximum value of SAR (interpolated) = 0.882 W/kg


**Configuration/Ch11/Zoom Scan (7x7x7)/Cube 0:** Measurement grid: dx=5mm, dy=5mm, dz=5mm

Reference Value = 22.623 V/m; Power Drift = 0.02 dB

Peak SAR (extrapolated) = 1.47 W/kg

**SAR(1 g) = 0.665 W/kg; SAR(10 g) = 0.310 W/kg**

Maximum value of SAR (measured) = 0.889 W/kg



0 dB = 0.889 W/kg = -0.51 dBW/kg

## #316\_WLAN5GHz\_802.11a 6Mbps\_Right Cheek\_Ch48;Battery1\_With Scanner

**DUT: 322304-07**

Communication System: 802.11a; Frequency: 5240 MHz; Duty Cycle: 1:1.146

Medium: HSL\_5G\_130707 Medium parameters used :  $f = 5240$  MHz;  $\sigma = 4.83$  mho/m;  $\epsilon_r = 35.369$ ;  $\rho =$

$1000$  kg/m<sup>3</sup>

Ambient Temperature : 23.6 °C; Liquid Temperature : 22.6 °C

DASY5 Configuration:

- Probe: EX3DV4 - SN3792; ConvF(4.83, 4.83, 4.83); Calibrated: 2013/6/4;
- Sensor-Surface: 1.4mm (Mechanical Surface Detection)
- Electronics: DAE4 Sn1338; Calibrated: 2013/5/28
- Phantom: SAM Left; Type: QD000P40CD; Serial: TP:1542
- Measurement SW: DASY52, Version 52.8 (3); SEMCAD X Version 14.6.5 (6469)

**Configuration/Ch48/Area Scan (91x161x1):** Measurement grid: dx=10mm, dy=10mm  
 Maximum value of SAR (interpolated) = 0.803 mW/g


**Configuration/Ch48/Zoom Scan (7x7x7)/Cube 0:** Measurement grid: dx=4mm, dy=4mm, dz=1.4mm

Reference Value = 13.688 V/m; Power Drift = -0.03 dB

Peak SAR (extrapolated) = 1.151 mW/g

**SAR(1 g) = 0.376 mW/g; SAR(10 g) = 0.129 mW/g**

Maximum value of SAR (measured) = 0.793 mW/g



0 dB = 0.793 mW/g = -2.01 dB mW/g

## #326\_WLAN5GHz\_802.11a 6Mbps\_Right Tilted\_Ch48;Battery1\_With Scanner

**DUT: 322304-07**

Communication System: 802.11a; Frequency: 5240 MHz; Duty Cycle: 1:1.146

Medium: HSL\_5G\_130707 Medium parameters used :  $f = 5240$  MHz;  $\sigma = 4.83$  mho/m;  $\epsilon_r = 35.369$ ;  $\rho =$

$1000$  kg/m<sup>3</sup>

Ambient Temperature : 23.6 °C ; Liquid Temperature : 22.6 °C

DASY5 Configuration:

- Probe: EX3DV4 - SN3792; ConvF(4.83, 4.83, 4.83); Calibrated: 2013/6/4;
- Sensor-Surface: 1.4mm (Mechanical Surface Detection)
- Electronics: DAE4 Sn1338; Calibrated: 2013/5/28
- Phantom: SAM Left; Type: QD000P40CD; Serial: TP:1542
- Measurement SW: DASY52, Version 52.8 (3); SEMCAD X Version 14.6.5 (6469)

**Configuration/Ch48/Area Scan (101x161x1):** Measurement grid: dx=10mm, dy=10mm  
 Maximum value of SAR (interpolated) = 0.844 mW/g


**Configuration/Ch48/Zoom Scan (7x7x7)/Cube 0:** Measurement grid: dx=4mm, dy=4mm, dz=1.4mm

Reference Value = 13.570 V/m; Power Drift = 0.06 dB

Peak SAR (extrapolated) = 1.584 mW/g

**SAR(1 g) = 0.502 mW/g; SAR(10 g) = 0.156 mW/g**

Maximum value of SAR (measured) = 1.09 mW/g



0 dB = 1.09 mW/g = 0.75 dB mW/g

## #342\_WLAN5GHz\_802.11a 6Mbps\_Right Tilted\_Ch40;Battery1\_With Scanner

**DUT: 322304-07**

Communication System:802.11a; Frequency: 5200 MHz;Duty Cycle: 1:1.146

Medium: HSL\_5G\_130707 Medium parameters used:  $f = 5200$  MHz;  $\sigma = 4.786$  S/m;  $\epsilon_r = 35.42$ ;  $\rho = 1000$

kg/m<sup>3</sup>

Ambient Temperature : 23.6 °C ; Liquid Temperature : 22.6 °C

DASY5 Configuration:

- Probe: EX3DV4 - SN3792; ConvF(4.83, 4.83, 4.83); Calibrated: 2013/6/4;
- Sensor-Surface: 1.4mm (Mechanical Surface Detection)
- Electronics: DAE4 Sn1338; Calibrated: 2013/5/28
- Phantom: SAM Left; Type: QD000P40CD; Serial: TP:1542
- Measurement SW: DASY52, Version 52.8 (3);SEMCAD X Version 14.6.5 (6469)

**Configuration/Ch40/Area Scan (91x161x1):** Interpolated grid: dx=1.000 mm, dy=1.000 mm  
Maximum value of SAR (interpolated) = 1.05 W/kg


**Configuration/Ch40/Zoom Scan (7x7x7)/Cube 0:** Measurement grid: dx=4mm, dy=4mm, dz=1.4mm

Reference Value = 14.931 V/m; Power Drift = 0.05 dB

Peak SAR (extrapolated) = 1.44 W/kg

**SAR(1 g) = 0.466 W/kg; SAR(10 g) = 0.147 W/kg**

Maximum value of SAR (measured) = 1.01 W/kg



0 dB = 1.01 W/kg = 0.04 dBW/kg

## #341\_WLAN5GHz\_802.11a 6Mbps\_Right Cheek\_Ch56;Battery1\_With Scanner

**DUT: 322304-07**

Communication System:802.11a; Frequency: 5280 MHz;Duty Cycle: 1:1.146

Medium: HSL\_5G\_130707 Medium parameters used:  $f = 5280$  MHz;  $\sigma = 4.87$  S/m;  $\epsilon_r = 35.314$ ;  $\rho = 1000$

kg/m<sup>3</sup>

Ambient Temperature : 23.6 °C ; Liquid Temperature : 22.6 °C

DASY5 Configuration:

- Probe: EX3DV4 - SN3792; ConvF(4.83, 4.83, 4.83); Calibrated: 2013/6/4;
- Sensor-Surface: 1.4mm (Mechanical Surface Detection)
- Electronics: DAE4 Sn1338; Calibrated: 2013/5/28
- Phantom: SAM Left; Type: QD000P40CD; Serial: TP:1542
- Measurement SW: DASY52, Version 52.8 (3);SEMCAD X Version 14.6.5 (6469)

**Configuration/Ch56/Area Scan (91x161x1):** Interpolated grid: dx=1.000 mm, dy=1.000 mm  
Maximum value of SAR (interpolated) = 0.817 W/kg

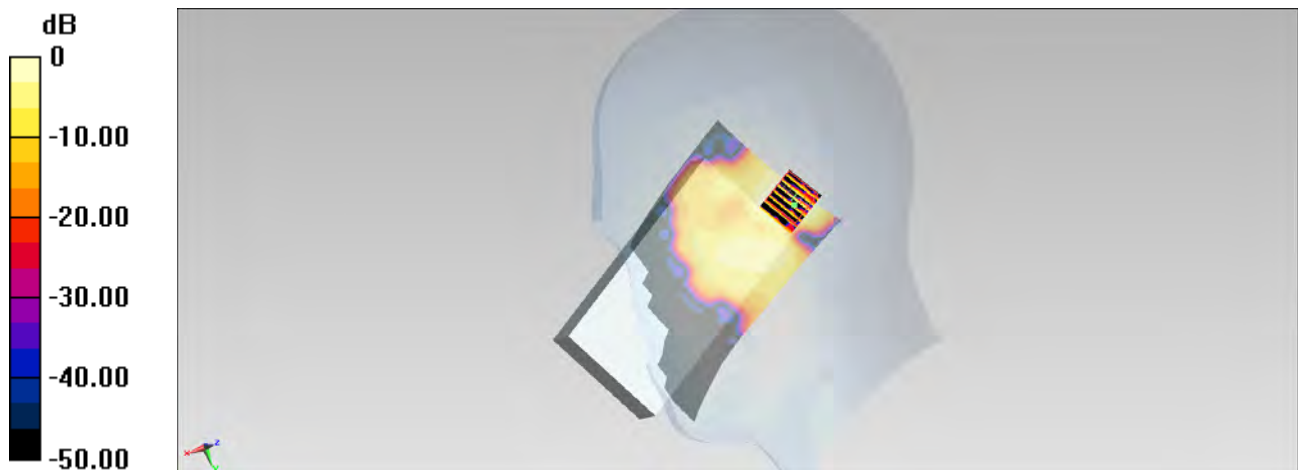
**Configuration/Ch56/Zoom Scan (7x7x7)/Cube 0:** Measurement grid: dx=4mm, dy=4mm, dz=1.4mm

Reference Value = 13.192 V/m; Power Drift = 0.15 dB

Peak SAR (extrapolated) = 1.10 W/kg

**SAR(1 g) = 0.348 W/kg; SAR(10 g) = 0.119 W/kg**

Maximum value of SAR (measured) = 0.765 W/kg



0 dB = 0.765 W/kg = -1.16 dBW/kg

## #343\_WLAN5GHz\_802.11a 6Mbps\_Right Tilted\_Ch56;Battery1\_With Scanner

**DUT: 322304-07**

Communication System:802.11a; Frequency: 5280 MHz;Duty Cycle: 1:1.146

Medium: HSL\_5G\_130707 Medium parameters used:  $f = 5280$  MHz;  $\sigma = 4.87$  S/m;  $\epsilon_r = 35.314$ ;  $\rho = 1000$

kg/m<sup>3</sup>

Ambient Temperature : 23.6 °C ; Liquid Temperature : 22.6 °C

DASY5 Configuration:

- Probe: EX3DV4 - SN3792; ConvF(4.83, 4.83, 4.83); Calibrated: 2013/6/4;
- Sensor-Surface: 1.4mm (Mechanical Surface Detection)
- Electronics: DAE4 Sn1338; Calibrated: 2013/5/28
- Phantom: SAM Left; Type: QD000P40CD; Serial: TP:1542
- Measurement SW: DASY52, Version 52.8 (3);SEMCAD X Version 14.6.5 (6469)

**Configuration/Ch56/Area Scan (91x161x1):** Interpolated grid: dx=1.000 mm, dy=1.000 mm  
Maximum value of SAR (interpolated) = 0.865 W/kg


**Configuration/Ch56/Zoom Scan (7x7x7)/Cube 0:** Measurement grid: dx=4mm, dy=4mm, dz=1.4mm

Reference Value = 14.423 V/m; Power Drift = 0.16 dB

Peak SAR (extrapolated) = 1.30 W/kg

**SAR(1 g) = 0.405 W/kg; SAR(10 g) = 0.136 W/kg**

Maximum value of SAR (measured) = 0.878 W/kg



0 dB = 0.878 W/kg = -0.57 dBW/kg

## #344\_WLAN5GHz\_802.11a 6Mbps\_Right Tilted\_Ch60;Battery1\_With Scanner

**DUT: 322304-07**

Communication System:802.11a; Frequency: 5300 MHz;Duty Cycle: 1:1.146

Medium: HSL\_5G\_130707 Medium parameters used:  $f = 5300$  MHz;  $\sigma = 4.889$  S/m;  $\epsilon_r = 35.285$ ;  $\rho =$

$1000$  kg/m<sup>3</sup>

Ambient Temperature : 23.6 °C ; Liquid Temperature : 22.6 °C

DASY5 Configuration:

- Probe: EX3DV4 - SN3792; ConvF(4.83, 4.83, 4.83); Calibrated: 2013/6/4;
- Sensor-Surface: 1.4mm (Mechanical Surface Detection)
- Electronics: DAE4 Sn1338; Calibrated: 2013/5/28
- Phantom: SAM Left; Type: QD000P40CD; Serial: TP:1542
- Measurement SW: DASY52, Version 52.8 (3);SEMCAD X Version 14.6.5 (6469)

**Configuration/Ch60/Area Scan (91x161x1):** Interpolated grid:  $dx=1.000$  mm,  $dy=1.000$  mm  
 Maximum value of SAR (interpolated) = 0.922 W/kg

**Configuration/Ch60/Zoom Scan (7x7x7)/Cube 0:** Measurement grid:  $dx=4$ mm,  $dy=4$ mm,  $dz=1.4$ mm

Reference Value = 14.467 V/m; Power Drift = 0.07 dB

Peak SAR (extrapolated) = 1.30 W/kg

**SAR(1 g) = 0.405 W/kg; SAR(10 g) = 0.136 W/kg**

Maximum value of SAR (measured) = 0.883 W/kg



0 dB = 0.883 W/kg = -0.54 dBW/kg

## #318\_WLAN5GHz\_802.11a 6Mbps\_Right Cheek\_Ch116;Battery1\_With Scanner

**DUT: 322304-07**

Communication System: 802.11a; Frequency: 5580 MHz; Duty Cycle: 1:1.146

Medium: HSL\_5G\_130707 Medium parameters used :  $f = 5580$  MHz;  $\sigma = 5.171$  mho/m;  $\epsilon_r = 34.753$ ;  $\rho =$

$1000$  kg/m<sup>3</sup>

Ambient Temperature : 23.6 °C; Liquid Temperature : 22.6 °C

DASY5 Configuration:

- Probe: EX3DV4 - SN3792; ConvF(4.54, 4.54, 4.54); Calibrated: 2013/6/4;
- Sensor-Surface: 1.4mm (Mechanical Surface Detection)
- Electronics: DAE4 Sn1338; Calibrated: 2013/5/28
- Phantom: SAM Left; Type: QD000P40CD; Serial: TP:1542
- Measurement SW: DASY52, Version 52.8 (3); SEMCAD X Version 14.6.5 (6469)

**Configuration/Ch116/Area Scan (91x161x1):** Measurement grid: dx=10mm, dy=10mm  
 Maximum value of SAR (interpolated) = 1.02 mW/g


**Configuration/Ch116/Zoom Scan (7x7x7)/Cube 0:** Measurement grid: dx=4mm, dy=4mm,  
 dz=1.4mm

Reference Value = 13.184 V/m; Power Drift = 0.03 dB

Peak SAR (extrapolated) = 1.620 mW/g

**SAR(1 g) = 0.440 mW/g; SAR(10 g) = 0.130 mW/g**

Maximum value of SAR (measured) = 1.02 mW/g



0 dB = 1.02 mW/g = 0.17 dB mW/g



## #320\_WLAN5GHz\_802.11a 6Mbps\_Right Tilted\_Ch116;Battery1\_With Scanner

**DUT: 322304-07**

Communication System: 802.11a; Frequency: 5580 MHz; Duty Cycle: 1:1.146

Medium: HSL\_5G\_130707 Medium parameters used :  $f = 5580$  MHz;  $\sigma = 5.171$  mho/m;  $\epsilon_r = 34.753$ ;  $\rho =$

$1000$  kg/m<sup>3</sup>

Ambient Temperature : 23.6 °C; Liquid Temperature : 22.6 °C

DASY5 Configuration:

- Probe: EX3DV4 - SN3792; ConvF(4.54, 4.54, 4.54); Calibrated: 2013/6/4;
- Sensor-Surface: 1.4mm (Mechanical Surface Detection)
- Electronics: DAE4 Sn1338; Calibrated: 2013/5/28
- Phantom: SAM Left; Type: QD000P40CD; Serial: TP:1542
- Measurement SW: DASY52, Version 52.8 (3); SEMCAD X Version 14.6.5 (6469)

**Configuration/Ch116/Area Scan (91x161x1):** Measurement grid: dx=10mm, dy=10mm  
 Maximum value of SAR (interpolated) = 1.29 mW/g


**Configuration/Ch116/Zoom Scan (7x7x7)/Cube 0:** Measurement grid: dx=4mm, dy=4mm, dz=1.4mm

Reference Value = 15.895 V/m; Power Drift = 0.00 dB

Peak SAR (extrapolated) = 1.931 mW/g

**SAR(1 g) = 0.556 mW/g; SAR(10 g) = 0.182 mW/g**

Maximum value of SAR (measured) = 1.23 mW/g



0 dB = 1.23 mW/g = 1.80 dB mW/g

## #321\_WLAN5GHz\_802.11a 6Mbps\_Left Cheek\_Ch116;Battery1\_With Scanner

**DUT: 322304-07**

Communication System: 802.11a; Frequency: 5580 MHz; Duty Cycle: 1:1.146

Medium: HSL\_5G\_130707 Medium parameters used :  $f = 5580$  MHz;  $\sigma = 5.171$  mho/m;  $\epsilon_r = 34.753$ ;  $\rho =$

$1000$  kg/m<sup>3</sup>

Ambient Temperature : 23.6 °C; Liquid Temperature : 22.6 °C

DASY5 Configuration:

- Probe: EX3DV4 - SN3792; ConvF(4.54, 4.54, 4.54); Calibrated: 2013/6/4;
- Sensor-Surface: 1.4mm (Mechanical Surface Detection)
- Electronics: DAE4 Sn1338; Calibrated: 2013/5/28
- Phantom: SAM Left; Type: QD000P40CD; Serial: TP:1542
- Measurement SW: DASY52, Version 52.8 (3); SEMCAD X Version 14.6.5 (6469)

**Configuration/Ch116/Area Scan (91x161x1):** Measurement grid: dx=10mm, dy=10mm  
 Maximum value of SAR (interpolated) = 1.07 mW/g


**Configuration/Ch116/Zoom Scan (7x7x7)/Cube 0:** Measurement grid: dx=4mm, dy=4mm, dz=1.4mm

Reference Value = 15.532 V/m; Power Drift = -0.15 dB

Peak SAR (extrapolated) = 1.815 mW/g

**SAR(1 g) = 0.467 mW/g; SAR(10 g) = 0.161 mW/g**

Maximum value of SAR (measured) = 1.10 mW/g



0 dB = 1.10 mW/g = 0.83 dB mW/g

## #322\_WLAN5GHz\_802.11a 6Mbps\_Left Tilted\_Ch116;Battery1\_With Scanner

**DUT: 322304-07**

Communication System: 802.11a; Frequency: 5580 MHz; Duty Cycle: 1:1.146

Medium: HSL\_5G\_130707 Medium parameters used :  $f = 5580$  MHz;  $\sigma = 5.171$  mho/m;  $\epsilon_r = 34.753$ ;  $\rho =$

$1000$  kg/m<sup>3</sup>

Ambient Temperature : 23.6 °C ; Liquid Temperature : 22.6 °C

DASY5 Configuration:

- Probe: EX3DV4 - SN3792; ConvF(4.54, 4.54, 4.54); Calibrated: 2013/6/4;
- Sensor-Surface: 1.4mm (Mechanical Surface Detection)
- Electronics: DAE4 Sn1338; Calibrated: 2013/5/28
- Phantom: SAM Left; Type: QD000P40CD; Serial: TP:1542
- Measurement SW: DASY52, Version 52.8 (3); SEMCAD X Version 14.6.5 (6469)

**Configuration/Ch116/Area Scan (91x161x1):** Measurement grid: dx=10mm, dy=10mm  
 Maximum value of SAR (interpolated) = 1.32 mW/g


**Configuration/Ch116/Zoom Scan (7x7x7)/Cube 0:** Measurement grid: dx=4mm, dy=4mm, dz=1.4mm

Reference Value = 15.907 V/m; Power Drift = 0.11 dB

Peak SAR (extrapolated) = 1.846 mW/g

**SAR(1 g) = 0.494 mW/g; SAR(10 g) = 0.172 mW/g**

Maximum value of SAR (measured) = 1.18 mW/g



0 dB = 1.18 mW/g = 1.44 dB mW/g

## #323\_WLAN5GHz\_802.11a 6Mbps\_Right Tilted\_Ch116;Battery2\_With Scanner

**DUT: 322304-07**

Communication System: 802.11a; Frequency: 5580 MHz; Duty Cycle: 1:1.146

Medium: HSL\_5G\_130707 Medium parameters used :  $f = 5580$  MHz;  $\sigma = 5.171$  mho/m;  $\epsilon_r = 34.753$ ;  $\rho =$

$1000$  kg/m<sup>3</sup>

Ambient Temperature : 23.6 °C; Liquid Temperature : 22.6 °C

DASY5 Configuration:

- Probe: EX3DV4 - SN3792; ConvF(4.54, 4.54, 4.54); Calibrated: 2013/6/4;
- Sensor-Surface: 1.4mm (Mechanical Surface Detection)
- Electronics: DAE4 Sn1338; Calibrated: 2013/5/28
- Phantom: SAM Left; Type: QD000P40CD; Serial: TP:1542
- Measurement SW: DASY52, Version 52.8 (3); SEMCAD X Version 14.6.5 (6469)

**Configuration/Ch116/Area Scan (91x161x1):** Measurement grid: dx=10mm, dy=10mm  
 Maximum value of SAR (interpolated) = 1.24 mW/g


**Configuration/Ch116/Zoom Scan (7x7x7)/Cube 0:** Measurement grid: dx=4mm, dy=4mm,  
 dz=1.4mm

Reference Value = 15.598 V/m; Power Drift = 0.12 dB

Peak SAR (extrapolated) = 1.854 mW/g

**SAR(1 g) = 0.517 mW/g; SAR(10 g) = 0.154 mW/g**

Maximum value of SAR (measured) = 1.17 mW/g



0 dB = 1.17 mW/g = 1.36 dB mW/g

## #324\_WLAN5GHz\_802.11a 6Mbps\_Right Tilted\_Ch116;Battery1\_Without Scanner

**DUT: 322304-07**

Communication System: 802.11a; Frequency: 5580 MHz; Duty Cycle: 1:1.146

Medium: HSL\_5G\_130707 Medium parameters used :  $f = 5580$  MHz;  $\sigma = 5.171$  mho/m;  $\epsilon_r = 34.753$ ;  $\rho =$

$1000$  kg/m<sup>3</sup>

Ambient Temperature : 23.6 °C; Liquid Temperature : 22.6 °C

DASY5 Configuration:

- Probe: EX3DV4 - SN3792; ConvF(4.54, 4.54, 4.54); Calibrated: 2013/6/4;
- Sensor-Surface: 1.4mm (Mechanical Surface Detection)
- Electronics: DAE4 Sn1338; Calibrated: 2013/5/28
- Phantom: SAM Left; Type: QD000P40CD; Serial: TP:1542
- Measurement SW: DASY52, Version 52.8 (3); SEMCAD X Version 14.6.5 (6469)

**Configuration/Ch116/Area Scan (91x161x1):** Measurement grid: dx=10mm, dy=10mm  
 Maximum value of SAR (interpolated) = 1.31 mW/g


**Configuration/Ch116/Zoom Scan (7x7x7)/Cube 0:** Measurement grid: dx=4mm, dy=4mm, dz=1.4mm

Reference Value = 16.172 V/m; Power Drift = 0.10 dB

Peak SAR (extrapolated) = 1.946 mW/g

**SAR(1 g) = 0.518 mW/g; SAR(10 g) = 0.145 mW/g**

Maximum value of SAR (measured) = 1.21 mW/g



0 dB = 1.21 mW/g = 1.66 dB mW/g

## #329\_WLAN5GHz\_802.11a 6Mbps\_Right Tilted\_Ch104;Battery1\_With Scanner

**DUT: 322304-07**

Communication System: 802.11a; Frequency: 5520 MHz; Duty Cycle: 1:1.146

Medium: HSL\_5G\_130707 Medium parameters used :  $f = 5520$  MHz;  $\sigma = 5.114$  mho/m;  $\epsilon_r = 34.897$ ;  $\rho =$

$1000$  kg/m<sup>3</sup>

Ambient Temperature : 23.6 °C; Liquid Temperature : 22.6 °C

DASY5 Configuration:

- Probe: EX3DV4 - SN3792; ConvF(4.63, 4.63, 4.63); Calibrated: 2013/6/4;
- Sensor-Surface: 1.4mm (Mechanical Surface Detection)
- Electronics: DAE4 Sn1338; Calibrated: 2013/5/28
- Phantom: SAM Left; Type: QD000P40CD; Serial: TP:1542
- Measurement SW: DASY52, Version 52.8 (3); SEMCAD X Version 14.6.5 (6469)

**Configuration/Ch104/Area Scan (101x161x1):** Measurement grid: dx=10mm, dy=10mm  
 Maximum value of SAR (interpolated) = 0.976 mW/g


**Configuration/Ch104/Zoom Scan (7x7x7)/Cube 0:** Measurement grid: dx=4mm, dy=4mm, dz=1.4mm

Reference Value = 13.906 V/m; Power Drift = 0.00 dB

Peak SAR (extrapolated) = 1.509 mW/g

**SAR(1 g) = 0.453 mW/g; SAR(10 g) = 0.176 mW/g**

Maximum value of SAR (measured) = 0.994 mW/g



0 dB = 0.994 mW/g = -0.05 dB mW/g

## #330\_WLAN5GHz\_802.11a 6Mbps\_Right Tilted\_Ch124;Battery1\_With Scanner

**DUT: 322304-07**

Communication System: 802.11a; Frequency: 5620 MHz; Duty Cycle: 1:1.146

Medium: HSL\_5G\_130707 Medium parameters used :  $f = 5620$  MHz;  $\sigma = 5.213$  mho/m;  $\epsilon_r = 34.676$ ;  $\rho =$

$1000$  kg/m<sup>3</sup>

Ambient Temperature : 23.6 °C; Liquid Temperature : 22.6 °C

DASY5 Configuration:

- Probe: EX3DV4 - SN3792; ConvF(4.54, 4.54, 4.54); Calibrated: 2013/6/4;
- Sensor-Surface: 1.4mm (Mechanical Surface Detection)
- Electronics: DAE4 Sn1338; Calibrated: 2013/5/28
- Phantom: SAM Left; Type: QD000P40CD; Serial: TP:1542
- Measurement SW: DASY52, Version 52.8 (3); SEMCAD X Version 14.6.5 (6469)

**Configuration/Ch124/Area Scan (101x161x1):** Measurement grid: dx=10mm, dy=10mm  
 Maximum value of SAR (interpolated) = 1.20 mW/g

**Configuration/Ch124/Zoom Scan (7x7x7)/Cube 0:** Measurement grid: dx=4mm, dy=4mm, dz=1.4mm

Reference Value = 14.986 V/m; Power Drift = -0.01 dB

Peak SAR (extrapolated) = 1.902 mW/g

**SAR(1 g) = 0.519 mW/g; SAR(10 g) = 0.166 mW/g**

Maximum value of SAR (measured) = 1.18 mW/g



0 dB = 1.18 mW/g = 1.44 dB mW/g

## #331\_WLAN5GHz\_802.11a 6Mbps\_Right Tilted\_Ch136;Battery1\_With Scanner

**DUT: 322304-07**

Communication System: 802.11a; Frequency: 5680 MHz; Duty Cycle: 1:1.146

Medium: HSL\_5G\_130707 Medium parameters used :  $f = 5680$  MHz;  $\sigma = 5.275$  mho/m;  $\epsilon_r = 34.561$ ;  $\rho =$

$1000$  kg/m<sup>3</sup>

Ambient Temperature : 23.6 °C; Liquid Temperature : 22.6 °C

DASY5 Configuration:

- Probe: EX3DV4 - SN3792; ConvF(4.54, 4.54, 4.54); Calibrated: 2013/6/4;
- Sensor-Surface: 1.4mm (Mechanical Surface Detection)
- Electronics: DAE4 Sn1338; Calibrated: 2013/5/28
- Phantom: SAM Left; Type: QD000P40CD; Serial: TP:1542
- Measurement SW: DASY52, Version 52.8 (3); SEMCAD X Version 14.6.5 (6469)

**Configuration/Ch136/Area Scan (101x171x1):** Measurement grid: dx=10mm, dy=10mm  
Maximum value of SAR (interpolated) = 1.18 mW/g


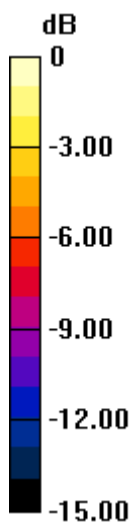
**Configuration/Ch136/Zoom Scan (7x7x7)/Cube 0:** Measurement grid: dx=4mm, dy=4mm, dz=1.4mm

Reference Value = 14.783 V/m; Power Drift = -0.10 dB

Peak SAR (extrapolated) = 1.954 mW/g

**SAR(1 g) = 0.519 mW/g; SAR(10 g) = 0.140 mW/g**

Maximum value of SAR (measured) = 1.21 mW/g



0 dB = 1.21 mW/g = 1.66 dB mW/g



## #319\_WLAN5GHz\_802.11a 6Mbps\_Right Cheek\_Ch157;Battery1\_With Scanner

**DUT: 322304-07**

Communication System: 802.11a; Frequency: 5785 MHz; Duty Cycle: 1:1.146

Medium: HSL\_5G\_130707 Medium parameters used :  $f = 5785 \text{ MHz}$ ;  $\sigma = 5.375 \text{ mho/m}$ ;  $\epsilon_r$

$= 34.402$ ;  $\rho = 1000 \text{ kg/m}^3$

Ambient Temperature :  $23.6 \text{ }^\circ\text{C}$ ; Liquid Temperature :  $22.6 \text{ }^\circ\text{C}$

DASY5 Configuration:

- Probe: EX3DV4 - SN3792; ConvF(4.39, 4.39, 4.39); Calibrated: 2013/6/4;
- Sensor-Surface: 1.4mm (Mechanical Surface Detection)
- Electronics: DAE4 Sn1338; Calibrated: 2013/5/28
- Phantom: SAM Left; Type: QD000P40CD; Serial: TP:1542
- Measurement SW: DASY52, Version 52.8 (3); SEMCAD X Version 14.6.5 (6469)

**Configuration/Ch157/Area Scan (91x161x1):** Measurement grid:  $dx=10\text{mm}$ ,  $dy=10\text{mm}$   
 Maximum value of SAR (interpolated) =  $0.699 \text{ mW/g}$

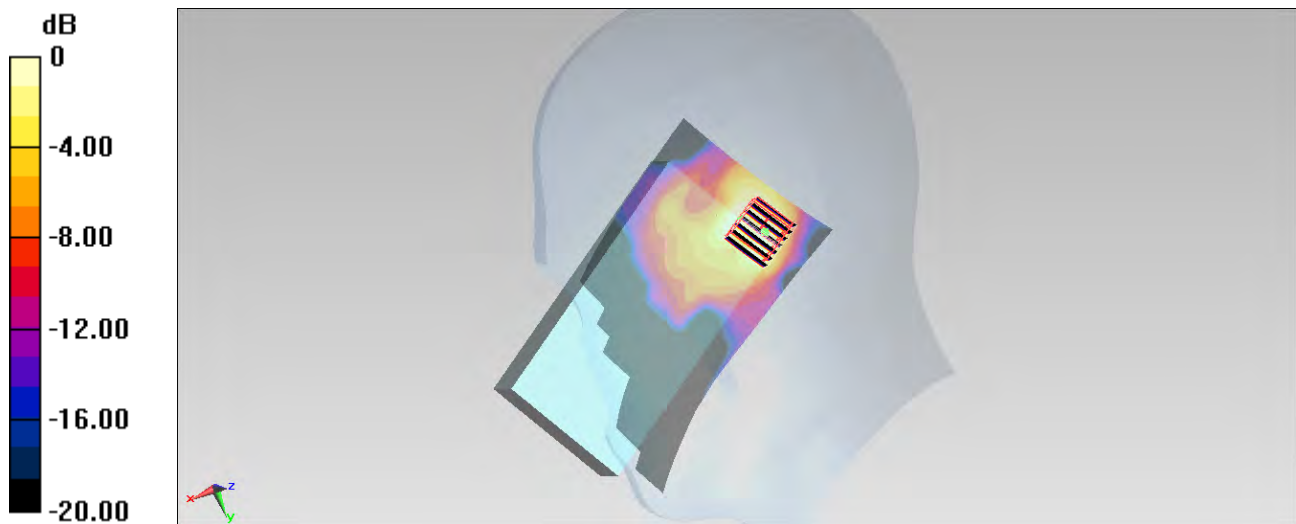
**Configuration/Ch157/Zoom Scan (7x7x7)/Cube 0:** Measurement grid:  $dx=4\text{mm}$ ,  $dy=4\text{mm}$ ,  
 $dz=1.4\text{mm}$

Reference Value =  $12.114 \text{ V/m}$ ; Power Drift =  $0.06 \text{ dB}$

Peak SAR (extrapolated) =  $1.176 \text{ mW/g}$

**SAR(1 g) =  $0.289 \text{ mW/g}$ ; SAR(10 g) =  $0.121 \text{ mW/g}$**

Maximum value of SAR (measured) =  $0.720 \text{ mW/g}$



$0 \text{ dB} = 0.720 \text{ mW/g} = -2.85 \text{ dB mW/g}$

## #332\_WLAN5GHz\_802.11a 6Mbps\_Right Tilted\_Ch149;Battery1\_With Scanner

**DUT: 322304-07**

Communication System: 802.11a; Frequency: 5745 MHz; Duty Cycle: 1:1.146

Medium: HSL\_5G\_130707 Medium parameters used :  $f = 5745$  MHz;  $\sigma = 5.352$  mho/m;  $\epsilon_r = 34.499$ ;  $\rho =$

$1000$  kg/m<sup>3</sup>

Ambient Temperature : 23.6 °C ; Liquid Temperature : 22.6 °C

DASY5 Configuration:

- Probe: EX3DV4 - SN3792; ConvF(4.39, 4.39, 4.39); Calibrated: 2013/6/4;
- Sensor-Surface: 1.4mm (Mechanical Surface Detection)
- Electronics: DAE4 Sn1338; Calibrated: 2013/5/28
- Phantom: SAM Left; Type: QD000P40CD; Serial: TP:1542
- Measurement SW: DASY52, Version 52.8 (3); SEMCAD X Version 14.6.5 (6469)

**Configuration/Ch149/Area Scan (101x171x1):** Measurement grid: dx=10mm, dy=10mm  
Maximum value of SAR (interpolated) = 1.04 mW/g


**Configuration/Ch149/Zoom Scan (7x7x7)/Cube 0:** Measurement grid: dx=4mm, dy=4mm, dz=1.4mm

Reference Value = 13.175 V/m; Power Drift = 0.08 dB

Peak SAR (extrapolated) = 1.643 mW/g

**SAR(1 g) = 0.444 mW/g; SAR(10 g) = 0.114 mW/g**

Maximum value of SAR (measured) = 1.07 mW/g



0 dB = 1.07 mW/g = 0.59 dB mW/g

**#333\_WLAN5GHz\_802.11a 6Mbps\_Right Tilted\_Ch157;Battery1\_With Scanner**

**DUT: 322304-07**

Communication System: 802.11a; Frequency: 5785 MHz; Duty Cycle: 1:1.146

Medium: HSL\_5G\_130707 Medium parameters used :  $f = 5785 \text{ MHz}$ ;  $\sigma = 5.375 \text{ mho/m}$ ;  $\epsilon_r = 34.402$ ;  $\rho =$

$1000 \text{ kg/m}^3$

Ambient Temperature :  $23.6 \text{ }^\circ\text{C}$ ; Liquid Temperature :  $22.6 \text{ }^\circ\text{C}$

DASY5 Configuration:

- Probe: EX3DV4 - SN3792; ConvF(4.39, 4.39, 4.39); Calibrated: 2013/6/4;
- Sensor-Surface: 1.4mm (Mechanical Surface Detection)
- Electronics: DAE4 Sn1338; Calibrated: 2013/5/28
- Phantom: SAM Left; Type: QD000P40CD; Serial: TP:1542
- Measurement SW: DASY52, Version 52.8 (3); SEMCAD X Version 14.6.5 (6469)

**Configuration/Ch157/Area Scan (101x171x1):** Measurement grid:  $dx=10\text{mm}$ ,  $dy=10\text{mm}$   
 Maximum value of SAR (interpolated) =  $0.927 \text{ mW/g}$


**Configuration/Ch157/Zoom Scan (7x7x7)/Cube 0:** Measurement grid:  $dx=4\text{mm}$ ,  $dy=4\text{mm}$ ,  
 $dz=1.4\text{mm}$

Reference Value =  $13.439 \text{ V/m}$ ; Power Drift =  $0.02 \text{ dB}$

Peak SAR (extrapolated) =  $1.495 \text{ mW/g}$

**SAR(1 g) =  $0.422 \text{ mW/g}$ ; SAR(10 g) =  $0.127 \text{ mW/g}$**

Maximum value of SAR (measured) =  $0.948 \text{ mW/g}$



$0 \text{ dB} = 0.948 \text{ mW/g} = -0.46 \text{ dB mW/g}$

### #334\_WLAN5GHz\_802.11a 6Mbps\_Right Tilted\_Ch165;Battery1\_With Scanner

**DUT: 322304-07**

Communication System: 802.11a; Frequency: 5825 MHz; Duty Cycle: 1:1.146

Medium: HSL\_5G\_130707 Medium parameters used :  $f = 5825$  MHz;  $\sigma = 5.41$  mho/m;  $\epsilon_r = 34.241$ ;  $\rho =$

$1000$  kg/m<sup>3</sup>

Ambient Temperature : 23.6 °C ; Liquid Temperature : 22.6 °C

DASY5 Configuration:

- Probe: EX3DV4 - SN3792; ConvF(4.39, 4.39, 4.39); Calibrated: 2013/6/4;
- Sensor-Surface: 1.4mm (Mechanical Surface Detection)
- Electronics: DAE4 Sn1338; Calibrated: 2013/5/28
- Phantom: SAM Left; Type: QD000P40CD; Serial: TP:1542
- Measurement SW: DASY52, Version 52.8 (3); SEMCAD X Version 14.6.5 (6469)

**Configuration/Ch165/Area Scan (101x171x1):** Measurement grid: dx=10mm, dy=10mm  
 Maximum value of SAR (interpolated) = 0.808 mW/g


**Configuration/Ch165/Zoom Scan (7x7x7)/Cube 0:** Measurement grid: dx=4mm, dy=4mm, dz=1.4mm

Reference Value = 12.036 V/m; Power Drift = 0.10 dB

Peak SAR (extrapolated) = 1.272 mW/g

**SAR(1 g) = 0.341 mW/g; SAR(10 g) = 0.146 mW/g**

Maximum value of SAR (measured) = 0.787 mW/g



0 dB = 0.787 mW/g = -2.08 dB mW/g

## #06\_GSM850\_GPRS (4 Tx slots)\_Front\_1cm\_Ch189;Battery1\_With Scanner

**DUT: 322304-07**

Communication System: GSM850; Frequency: 836.4 MHz; Duty Cycle: 1:2

Medium: MSL\_850\_130625 Medium parameters used:  $f = 836.4$  MHz;  $\sigma = 0.965$  mho/m;  $\epsilon_r = 54.481$ ;  $\rho$

$= 1000$  kg/m<sup>3</sup>

Ambient Temperature : 22.5 °C; Liquid Temperature : 21.5 °C

DASY5 Configuration:

- Probe: EX3DV4 - SN3792; ConvF(9.15, 9.15, 9.15); Calibrated: 2013/6/4;
- Sensor-Surface: 2mm (Mechanical Surface Detection)
- Electronics: DAE4 Sn1338; Calibrated: 2013/5/28
- Phantom: SAM Left; Type: QD000P40CD; Serial: TP:1542
- Measurement SW: DASY52, Version 52.8 (3); SEMCAD X Version 14.6.5 (6469)

**Configuration/Ch189/Area Scan (61x101x1):** Measurement grid: dx=15mm, dy=15mm  
 Maximum value of SAR (interpolated) = 0.921 mW/g

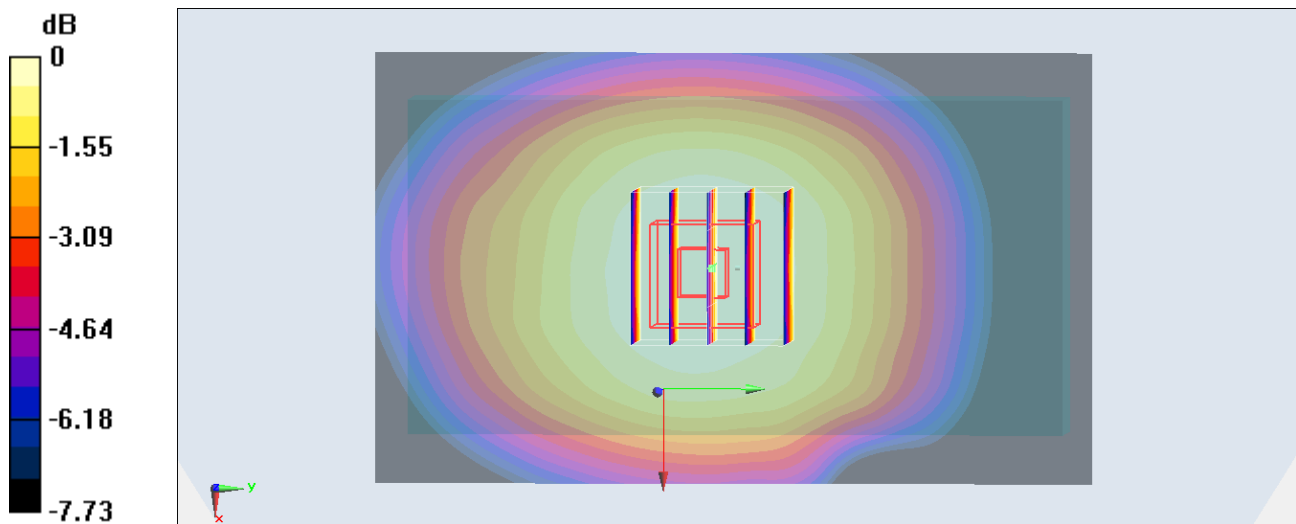
**Configuration/Ch189/Zoom Scan (5x5x7)/Cube 0:** Measurement grid: dx=8mm, dy=8mm, dz=5mm

Reference Value = 31.254 V/m; Power Drift = -0.01 dB

Peak SAR (extrapolated) = 1.006 mW/g

**SAR(1 g) = 0.802 mW/g; SAR(10 g) = 0.622 mW/g**

Maximum value of SAR (measured) = 0.913 mW/g



0 dB = 0.913 mW/g = -0.79 dB mW/g

## #05\_GSM850\_GPRS (4 Tx slots)\_Back\_1cm\_Ch189;Battery1\_With Scanner

**DUT: 322304-07**

Communication System: GSM850; Frequency: 836.4 MHz; Duty Cycle: 1:2

Medium: MSL\_850\_130625 Medium parameters used:  $f = 836.4$  MHz;  $\sigma = 0.965$  mho/m;  $\epsilon_r = 54.481$ ;  $\rho$

$= 1000$  kg/m<sup>3</sup>

Ambient Temperature : 22.5 °C; Liquid Temperature : 21.5 °C

DASY5 Configuration:

- Probe: EX3DV4 - SN3792; ConvF(9.15, 9.15, 9.15); Calibrated: 2013/6/4;
- Sensor-Surface: 2mm (Mechanical Surface Detection)
- Electronics: DAE4 Sn1338; Calibrated: 2013/5/28
- Phantom: SAM Left; Type: QD000P40CD; Serial: TP:1542
- Measurement SW: DASY52, Version 52.8 (3); SEMCAD X Version 14.6.5 (6469)

**Configuration/Ch189/Area Scan (61x121x1):** Measurement grid: dx=15mm, dy=15mm  
 Maximum value of SAR (interpolated) = 1.44 mW/g

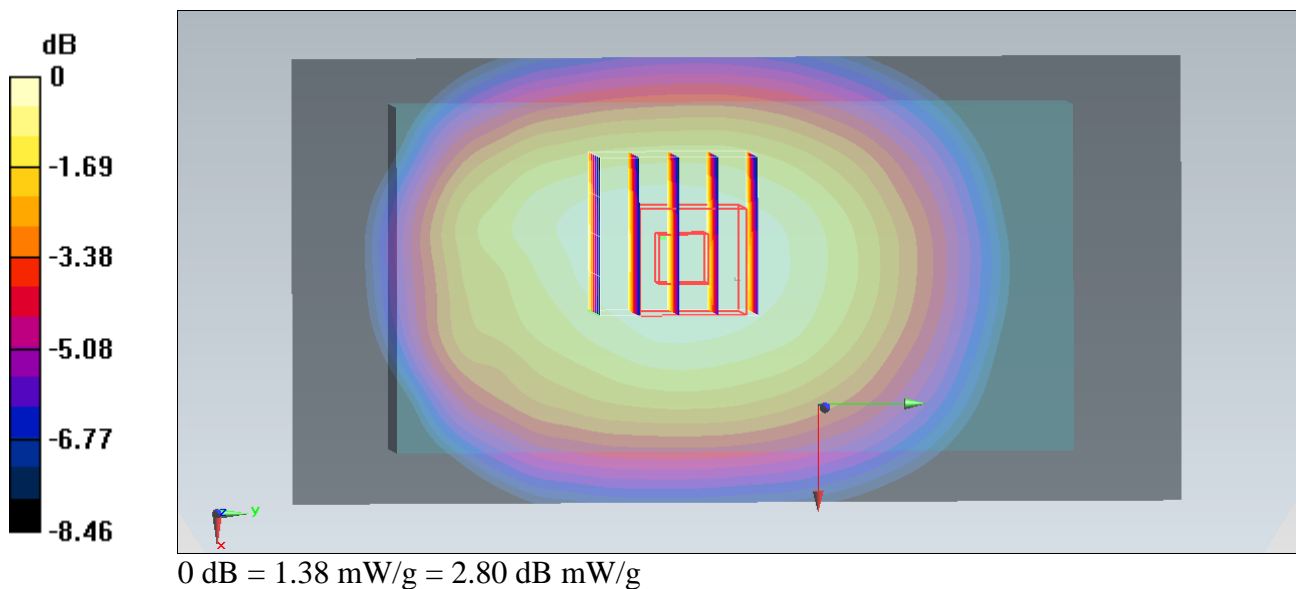
**Configuration/Ch189/Zoom Scan (5x5x7)/Cube 0:** Measurement grid: dx=8mm, dy=8mm, dz=5mm

Reference Value = 38.838 V/m; Power Drift = -0.05 dB

Peak SAR (extrapolated) = 1.537 mW/g

**SAR(1 g) = 1.2 mW/g; SAR(10 g) = 0.911 mW/g**

Maximum value of SAR (measured) = 1.38 mW/g



## #07\_GSM850\_GPRS (4 Tx slots)\_Left Side\_1cm\_Ch189;Battery1\_With Scanner

**DUT: 322304-07**

Communication System: GSM850; Frequency: 836.4 MHz; Duty Cycle: 1:2

Medium: MSL\_850\_130625 Medium parameters used :  $f = 836.4$  MHz;  $\sigma = 0.965$  mho/m;  $\epsilon_r = 54.481$ ;  $\rho$

$= 1000$  kg/m<sup>3</sup>

Ambient Temperature : 22.5 °C ; Liquid Temperature : 21.5 °C

DASY5 Configuration:

- Probe: EX3DV4 - SN3792; ConvF(9.15, 9.15, 9.15); Calibrated: 2013/6/4;
- Sensor-Surface: 2mm (Mechanical Surface Detection)
- Electronics: DAE4 Sn1338; Calibrated: 2013/5/28
- Phantom: SAM Left; Type: QD000P40CD; Serial: TP:1542
- Measurement SW: DASY52, Version 52.8 (3); SEMCAD X Version 14.6.5 (6469)

**Configuration/Ch189/Area Scan (41x101x1):** Measurement grid: dx=15mm, dy=15mm  
 Maximum value of SAR (interpolated) = 1.19 mW/g

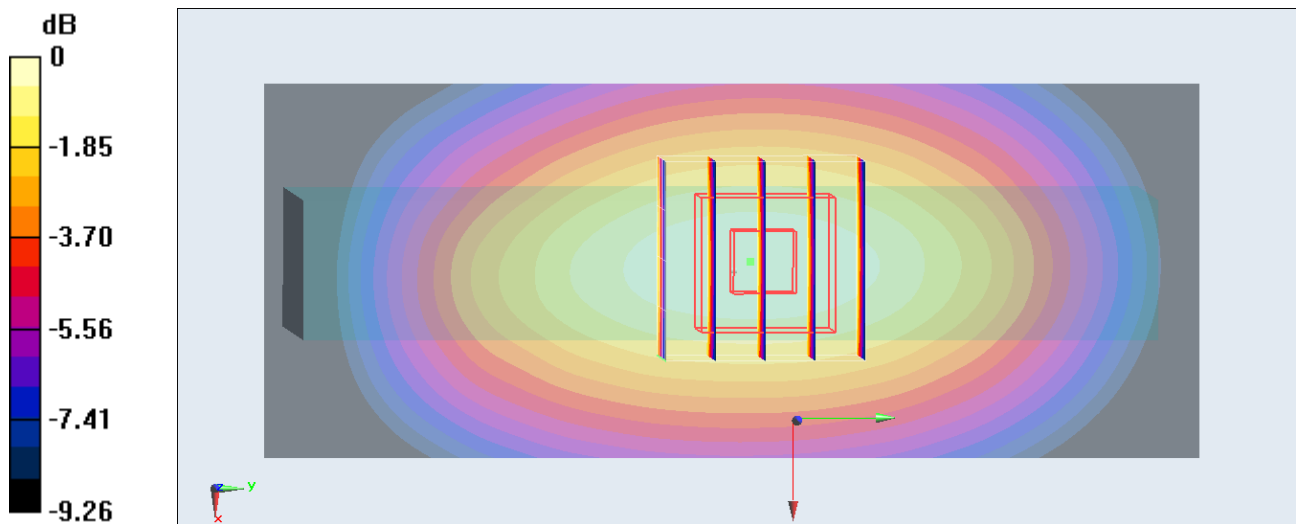
**Configuration/Ch189/Zoom Scan (5x5x7)/Cube 0:** Measurement grid: dx=8mm, dy=8mm, dz=5mm

Reference Value = 35.523 V/m; Power Drift = 0.01 dB

Peak SAR (extrapolated) = 1.367 mW/g

**SAR(1 g) = 0.983 mW/g; SAR(10 g) = 0.690 mW/g**

Maximum value of SAR (measured) = 1.19 mW/g



0 dB = 1.19 mW/g = 1.51 dB mW/g

## #08\_GSM850\_GPRS (4 Tx slots)\_Right Side\_1cm\_Ch189;Battery1\_With Scanner

**DUT: 322304-07**

Communication System: GSM850; Frequency: 836.4 MHz; Duty Cycle: 1:2

Medium: MSL\_850\_130625 Medium parameters used:  $f = 836.4$  MHz;  $\sigma = 0.965$  mho/m;  $\epsilon_r = 54.481$ ;  $\rho$

$= 1000$  kg/m<sup>3</sup>

Ambient Temperature : 22.5 °C ; Liquid Temperature : 21.5 °C

DASY5 Configuration:

- Probe: EX3DV4 - SN3792; ConvF(9.15, 9.15, 9.15); Calibrated: 2013/6/4;
- Sensor-Surface: 2mm (Mechanical Surface Detection)
- Electronics: DAE4 Sn1338; Calibrated: 2013/5/28
- Phantom: SAM Left; Type: QD000P40CD; Serial: TP:1542
- Measurement SW: DASY52, Version 52.8 (3); SEMCAD X Version 14.6.5 (6469)

**Configuration/Ch189/Area Scan (41x101x1):** Measurement grid: dx=15mm, dy=15mm  
Maximum value of SAR (interpolated) = 1.42 mW/g

**Configuration/Ch189/Zoom Scan (5x5x7)/Cube 0:** Measurement grid: dx=8mm, dy=8mm, dz=5mm

Reference Value = 35.763 V/m; Power Drift = -0.01 dB

Peak SAR (extrapolated) = 1.750 mW/g

**SAR(1 g) = 1.000 mW/g; SAR(10 g) = 0.675 mW/g**

Maximum value of SAR (measured) = 1.21 mW/g

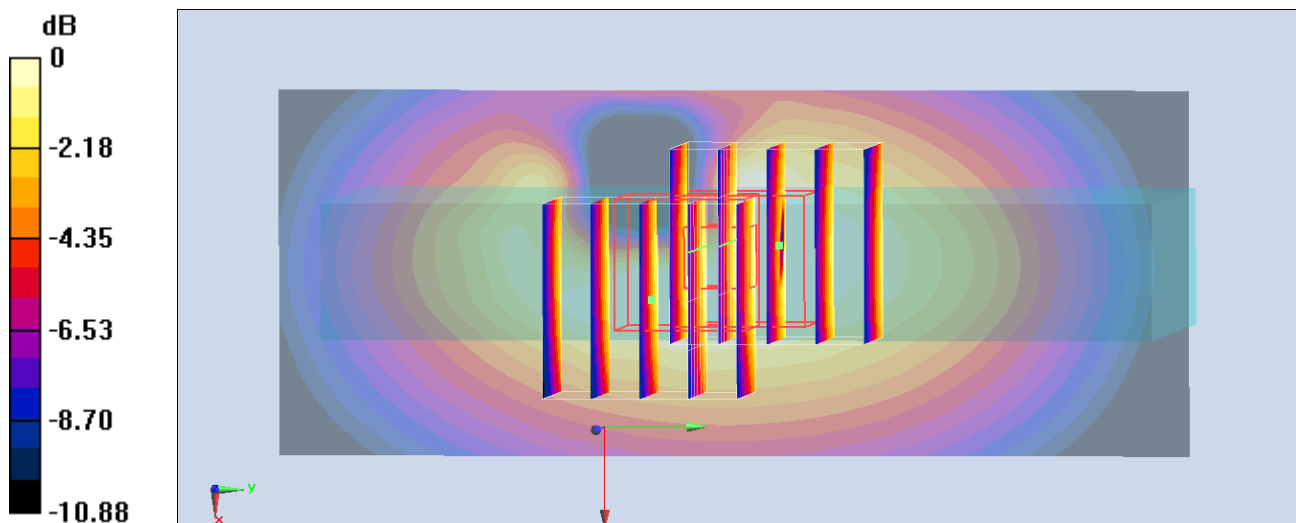
**Configuration/Ch189/Zoom Scan (5x5x7)/Cube 1:** Measurement grid: dx=8mm, dy=8mm, dz=5mm

Reference Value = 35.763 V/m; Power Drift = -0.01 dB

Peak SAR (extrapolated) = 1.390 mW/g

**SAR(1 g) = 0.993 mW/g; SAR(10 g) = 0.687 mW/g**

Maximum value of SAR (measured) = 1.20 mW/g



0 dB = 1.20 mW/g = 1.58 dB mW/g



## #09\_GSM850\_GPRS (4 Tx slots)\_Bottom Side\_1cm\_Ch189;Battery1\_With Scanner

**DUT: 322304-07**

Communication System: GSM850; Frequency: 836.4 MHz; Duty Cycle: 1:2

Medium: MSL\_850\_130625 Medium parameters used :  $f = 836.4$  MHz;  $\sigma = 0.965$  mho/m;  $\epsilon_r = 54.481$ ;  $\rho$

$= 1000$  kg/m<sup>3</sup>

Ambient Temperature : 22.5 °C; Liquid Temperature : 21.5 °C

DASY5 Configuration:

- Probe: EX3DV4 - SN3792; ConvF(9.15, 9.15, 9.15); Calibrated: 2013/6/4;
- Sensor-Surface: 2mm (Mechanical Surface Detection)
- Electronics: DAE4 Sn1338; Calibrated: 2013/5/28
- Phantom: SAM Left; Type: QD000P40CD; Serial: TP:1542
- Measurement SW: DASY52, Version 52.8 (3); SEMCAD X Version 14.6.5 (6469)

**Configuration/Ch189/Area Scan (41x71x1):** Measurement grid: dx=15mm, dy=15mm  
 Maximum value of SAR (interpolated) = 0.162 mW/g

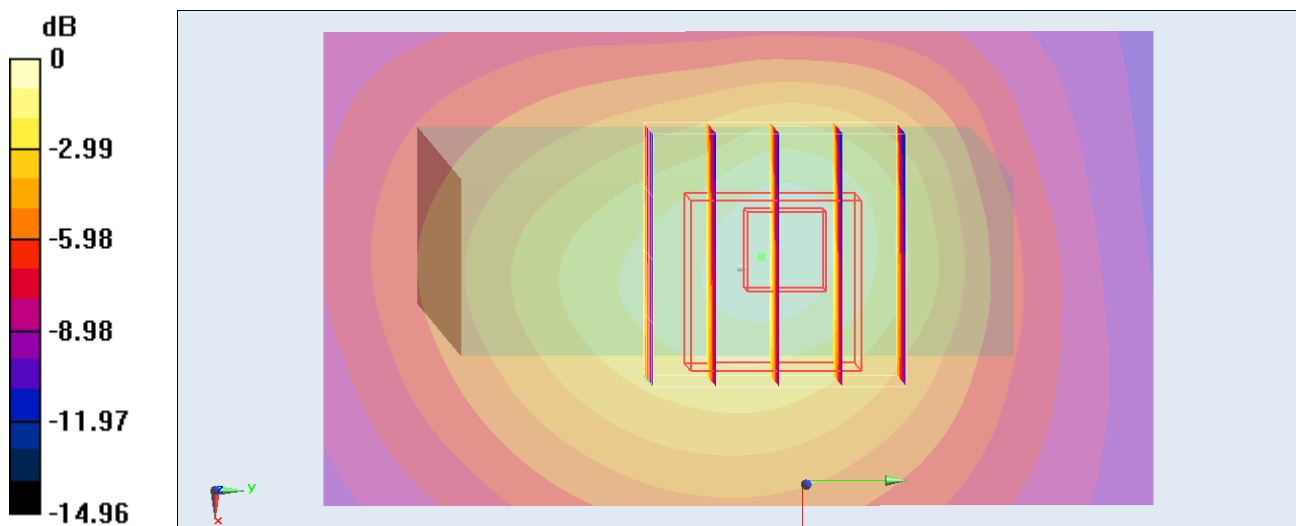
**Configuration/Ch189/Zoom Scan (5x5x7)/Cube 0:** Measurement grid: dx=8mm, dy=8mm, dz=5mm

Reference Value = 13.569 V/m; Power Drift = 0.03 dB

Peak SAR (extrapolated) = 0.215 mW/g

**SAR(1 g) = 0.134 mW/g; SAR(10 g) = 0.084 mW/g**

Maximum value of SAR (measured) = 0.175 mW/g



0 dB = 0.175 mW/g = -15.14 dB mW/g

## #10\_GSM850\_GPRS (4 Tx slots)\_Back\_1cm\_Ch189;Battery2\_With Scanner

**DUT: 322304-07**

Communication System: GSM850; Frequency: 836.4 MHz; Duty Cycle: 1:2

Medium: MSL\_850\_130625 Medium parameters used :  $f = 836.4$  MHz;  $\sigma = 0.965$  mho/m;  $\epsilon_r = 54.481$ ;  $\rho$

$= 1000$  kg/m<sup>3</sup>

Ambient Temperature : 22.5 °C; Liquid Temperature : 21.5 °C

DASY5 Configuration:

- Probe: EX3DV4 - SN3792; ConvF(9.15, 9.15, 9.15); Calibrated: 2013/6/4;
- Sensor-Surface: 2mm (Mechanical Surface Detection)
- Electronics: DAE4 Sn1338; Calibrated: 2013/5/28
- Phantom: SAM Left; Type: QD000P40CD; Serial: TP:1542
- Measurement SW: DASY52, Version 52.8 (3); SEMCAD X Version 14.6.5 (6469)

**Configuration/Ch189/Area Scan (61x121x1):** Measurement grid: dx=15mm, dy=15mm  
 Maximum value of SAR (interpolated) = 1.22 mW/g

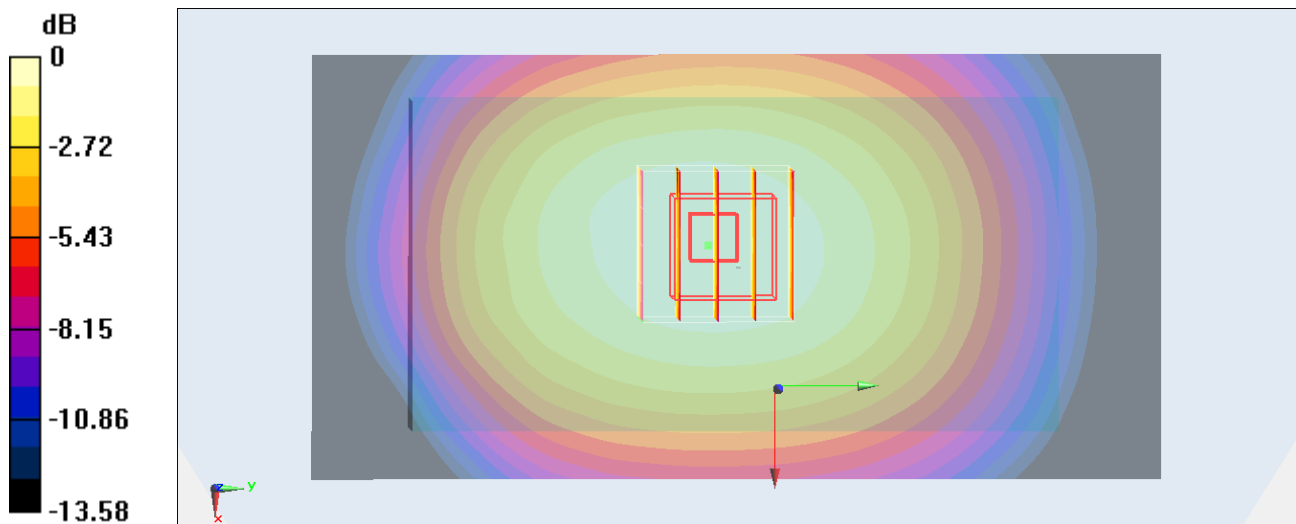
**Configuration/Ch189/Zoom Scan (5x5x7)/Cube 0:** Measurement grid: dx=8mm, dy=8mm, dz=5mm

Reference Value = 36.242 V/m; Power Drift = -0.05 dB

Peak SAR (extrapolated) = 1.338 mW/g

**SAR(1 g) = 1.05 mW/g; SAR(10 g) = 0.788 mW/g**

Maximum value of SAR (measured) = 1.22 mW/g



0 dB = 1.22 mW/g = 1.73 dB mW/g

## #11\_GSM850\_GPRS (4 Tx slots)\_Back\_1cm\_Ch189;Battery1\_Without Scanner

**DUT: 322304-07**

Communication System: GSM850; Frequency: 836.4 MHz; Duty Cycle: 1:2

Medium: MSL\_850\_130625 Medium parameters used :  $f = 836.4$  MHz;  $\sigma = 0.965$  mho/m;  $\epsilon_r = 54.481$ ;  $\rho$

$= 1000$  kg/m<sup>3</sup>

Ambient Temperature : 22.5 °C; Liquid Temperature : 21.5 °C

DASY5 Configuration:

- Probe: EX3DV4 - SN3792; ConvF(9.15, 9.15, 9.15); Calibrated: 2013/6/4;
- Sensor-Surface: 2mm (Mechanical Surface Detection)
- Electronics: DAE4 Sn1338; Calibrated: 2013/5/28
- Phantom: SAM Left; Type: QD000P40CD; Serial: TP:1542
- Measurement SW: DASY52, Version 52.8 (3); SEMCAD X Version 14.6.5 (6469)

**Configuration/Ch189/Area Scan (61x121x1):** Measurement grid: dx=15mm, dy=15mm  
 Maximum value of SAR (interpolated) = 1.38 mW/g

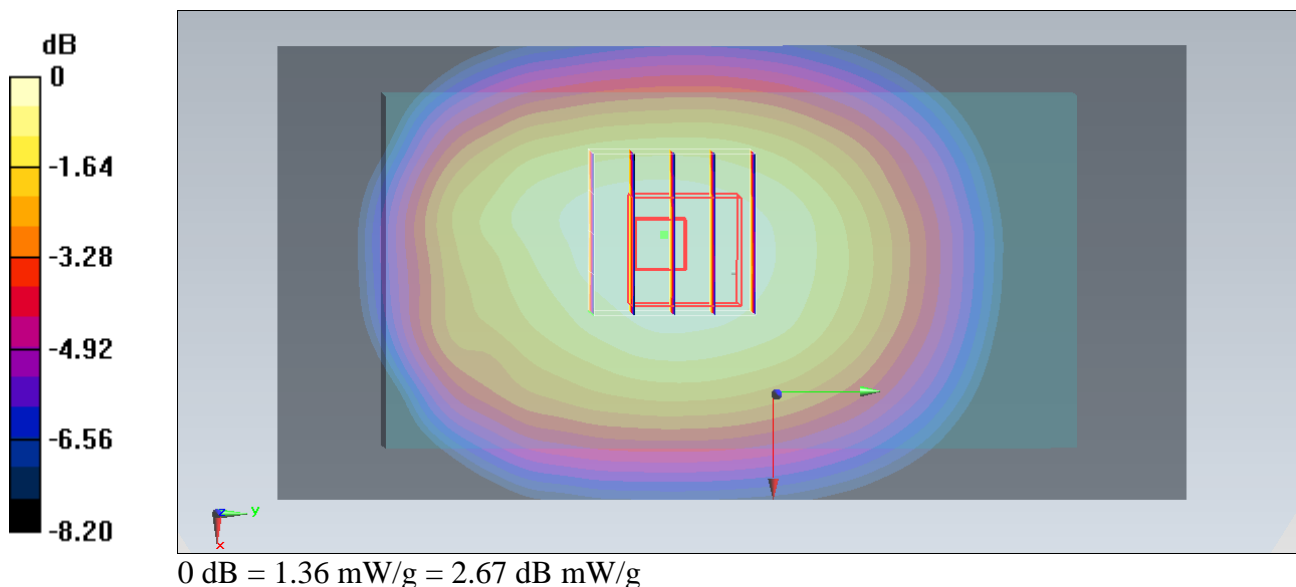
**Configuration/Ch189/Zoom Scan (5x5x7)/Cube 0:** Measurement grid: dx=8mm, dy=8mm, dz=5mm

Reference Value = 36.876 V/m; Power Drift = 0.11 dB

Peak SAR (extrapolated) = 1.503 mW/g

**SAR(1 g) = 1.18 mW/g; SAR(10 g) = 0.890 mW/g**

Maximum value of SAR (measured) = 1.36 mW/g



## #12\_GSM850\_GPRS (4 Tx slots)\_Back\_1cm\_Ch128;Battery1\_With Scanner

**DUT: 322304-07**

Communication System: GSM850; Frequency: 824.2 MHz; Duty Cycle: 1:2

Medium: MSL\_850\_130625 Medium parameters used :  $f = 824.2$  MHz;  $\sigma = 0.953$  mho/m;  $\epsilon_r = 54.616$ ;  $\rho$

$= 1000$  kg/m<sup>3</sup>

Ambient Temperature : 22.5 °C ; Liquid Temperature : 21.5 °C

DASY5 Configuration:

- Probe: EX3DV4 - SN3792; ConvF(9.15, 9.15, 9.15); Calibrated: 2013/6/4;
- Sensor-Surface: 2mm (Mechanical Surface Detection)
- Electronics: DAE4 Sn1338; Calibrated: 2013/5/28
- Phantom: SAM Left; Type: QD000P40CD; Serial: TP:1542
- Measurement SW: DASY52, Version 52.8 (3); SEMCAD X Version 14.6.5 (6469)

**Configuration/Ch128/Area Scan (61x121x1):** Measurement grid: dx=15mm, dy=15mm  
 Maximum value of SAR (interpolated) = 1.43 mW/g

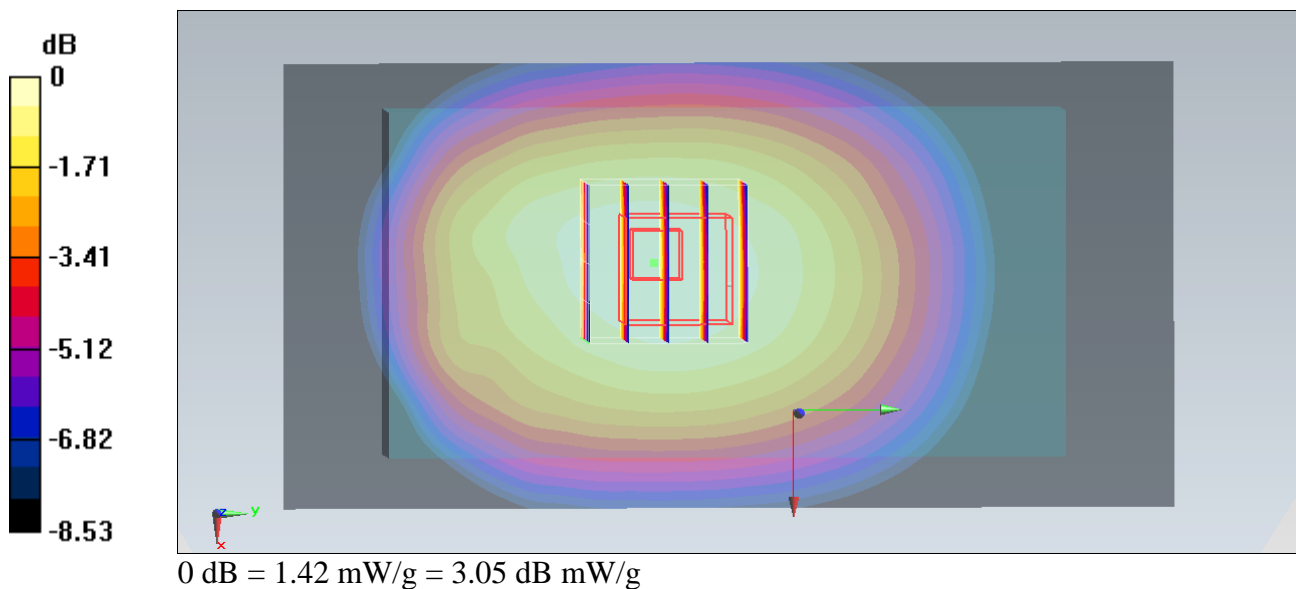
**Configuration/Ch128/Zoom Scan (5x5x7)/Cube 0:** Measurement grid: dx=8mm, dy=8mm, dz=5mm

Reference Value = 39.326 V/m; Power Drift = -0.01 dB

Peak SAR (extrapolated) = 1.572 mW/g

**SAR(1 g) = 1.23 mW/g; SAR(10 g) = 0.931 mW/g**

Maximum value of SAR (measured) = 1.42 mW/g



## #95\_GSM850\_GPRS (4 Tx slots)\_Back\_1cm\_Ch128;Battery1\_With Scanner\_Repeat

**DUT: 322304-07**

Communication System: GSM850; Frequency: 824.2 MHz; Duty Cycle: 1:2

Medium: MSL\_850\_130626 Medium parameters used :  $f = 824.2$  MHz;  $\sigma = 0.964$  S/m;  $\epsilon_r = 52.843$ ;  $\rho =$

$1000$  kg/m<sup>3</sup>

Ambient Temperature : 22.3 °C ; Liquid Temperature : 21.3 °C

DASY5 Configuration:

- Probe: ES3DV3 - SN3270; ConvF(6.16, 6.16, 6.16); Calibrated: 2012/9/28;
- Sensor-Surface: 3mm (Mechanical Surface Detection)
- Electronics: DAE4 Sn778; Calibrated: 2012/8/27
- Phantom: SAM-Left; Type: QD 000 P40 C; Serial: TP-1478
- Measurement SW: DASY52, Version 52.8 (6); SEMCAD X Version 14.6.9 (7117)

**Configuration/Ch128/Area Scan (61x121x1):** Interpolated grid: dx=1.500 mm, dy=1.500 mm  
Maximum value of SAR (interpolated) = 1.35 W/kg

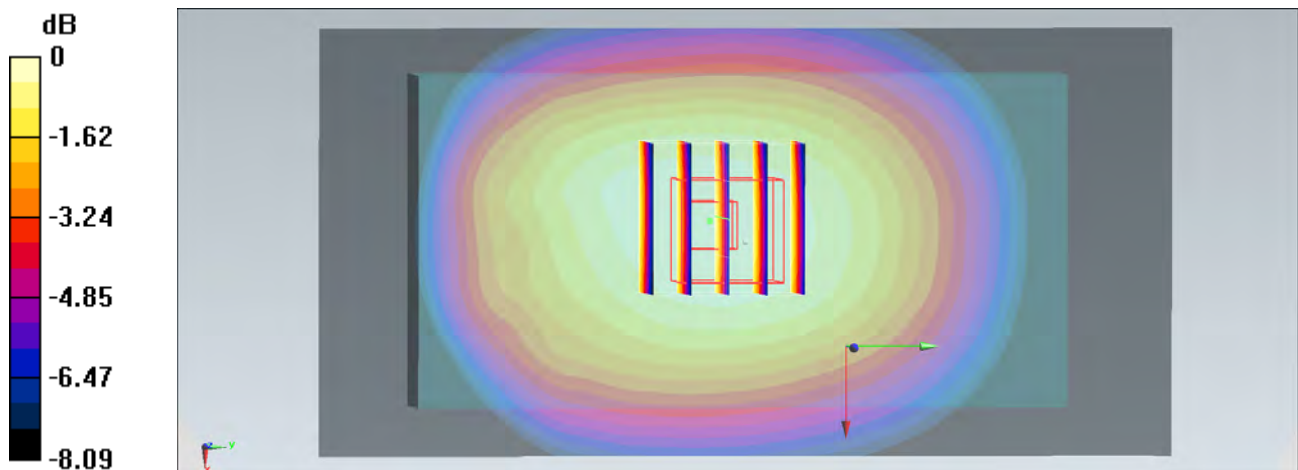
**Configuration/Ch128/Zoom Scan (5x5x7)/Cube 0:** Measurement grid: dx=8mm, dy=8mm, dz=5mm

Reference Value = 38.312 V/m; Power Drift = 0.04 dB

Peak SAR (extrapolated) = 1.55 W/kg

**SAR(1 g) = 1.22 W/kg; SAR(10 g) = 0.928 W/kg**

Maximum value of SAR (measured) = 1.34 W/kg



0 dB = 1.34 W/kg = 1.27 dBW/kg

## #13\_GSM850\_GPRS (4 Tx slots)\_Back\_1cm\_Ch251;Battery1\_With Scanner

**DUT: 322304-07**

Communication System: GSM850; Frequency: 848.8 MHz; Duty Cycle: 1:2

Medium: MSL\_850\_130625 Medium parameters used:  $f = 849$  MHz;  $\sigma = 0.977$  mho/m;  $\epsilon_r = 54.357$ ;  $\rho =$

$1000$  kg/m<sup>3</sup>

Ambient Temperature : 22.5 °C ; Liquid Temperature : 21.5 °C

DASY5 Configuration:

- Probe: EX3DV4 - SN3792; ConvF(9.15, 9.15, 9.15); Calibrated: 2013/6/4;
- Sensor-Surface: 2mm (Mechanical Surface Detection)
- Electronics: DAE4 Sn1338; Calibrated: 2013/5/28
- Phantom: SAM Left; Type: QD000P40CD; Serial: TP:1542
- Measurement SW: DASY52, Version 52.8 (3); SEMCAD X Version 14.6.5 (6469)

**Configuration/Ch251/Area Scan (61x121x1):** Measurement grid: dx=15mm, dy=15mm  
 Maximum value of SAR (interpolated) = 1.34 mW/g

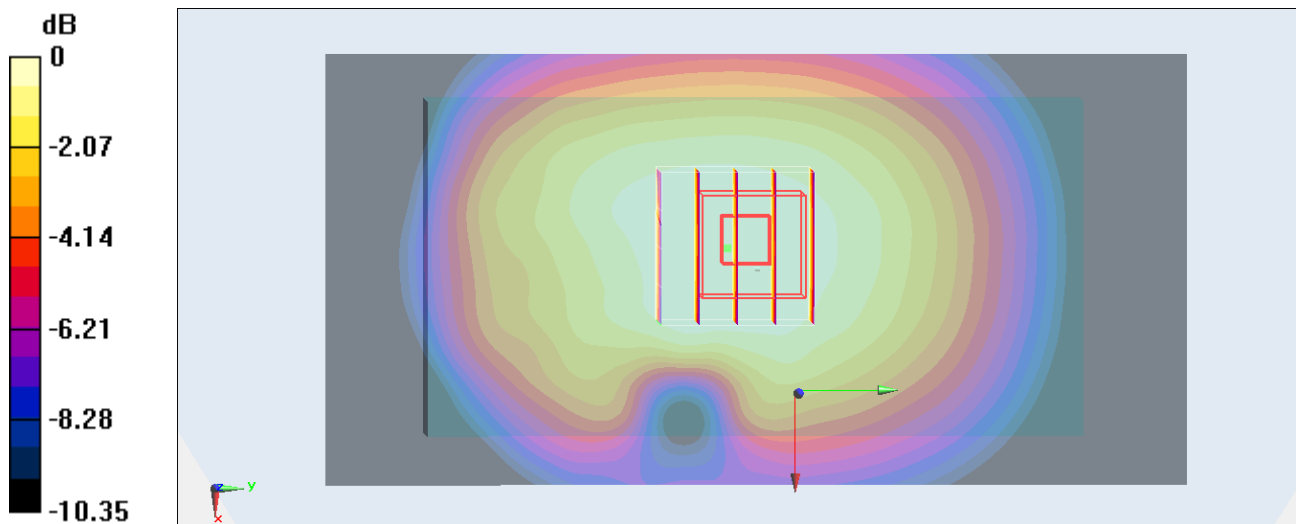
**Configuration/Ch251/Zoom Scan (5x5x7)/Cube 0:** Measurement grid: dx=8mm, dy=8mm,  
 dz=5mm

Reference Value = 37.713 V/m; Power Drift = -0.04 dB

Peak SAR (extrapolated) = 1.474 mW/g

**SAR(1 g) = 1.16 mW/g; SAR(10 g) = 0.878 mW/g**

Maximum value of SAR (measured) = 1.34 mW/g



0 dB = 1.34 mW/g = 2.54 dB mW/g

## #106\_GSM850\_GSM Voice\_Back\_1.5cm\_Ch189;Battery1\_With Scanner

**DUT: 322304-07**

Communication System: GSM850; Frequency: 836.4 MHz; Duty Cycle: 1:8.3

Medium: MSL\_850\_130702 Medium parameters used:  $f = 836.4$  MHz;  $\sigma = 0.966$  S/m;  $\epsilon_r = 54.466$ ;  $\rho =$

$1000$  kg/m<sup>3</sup>

Ambient Temperature : 22.4 °C; Liquid Temperature : 21.4 °C

DASY5 Configuration:

- Probe: ES3DV3 - SN3270; ConvF(6.16, 6.16, 6.16); Calibrated: 2012/9/28;
- Sensor-Surface: 3mm (Mechanical Surface Detection)
- Electronics: DAE4 Sn778; Calibrated: 2012/8/27
- Phantom: SAM-Right; Type: QD 000 P40 C; Serial: TP-1446
- Measurement SW: DASY52, Version 52.8 (6); SEMCAD X Version 14.6.9 (7117)

**Configuration/Ch189/Area Scan (61x121x1):** Interpolated grid: dx=1.500 mm, dy=1.500 mm  
Maximum value of SAR (interpolated) = 0.764 W/kg

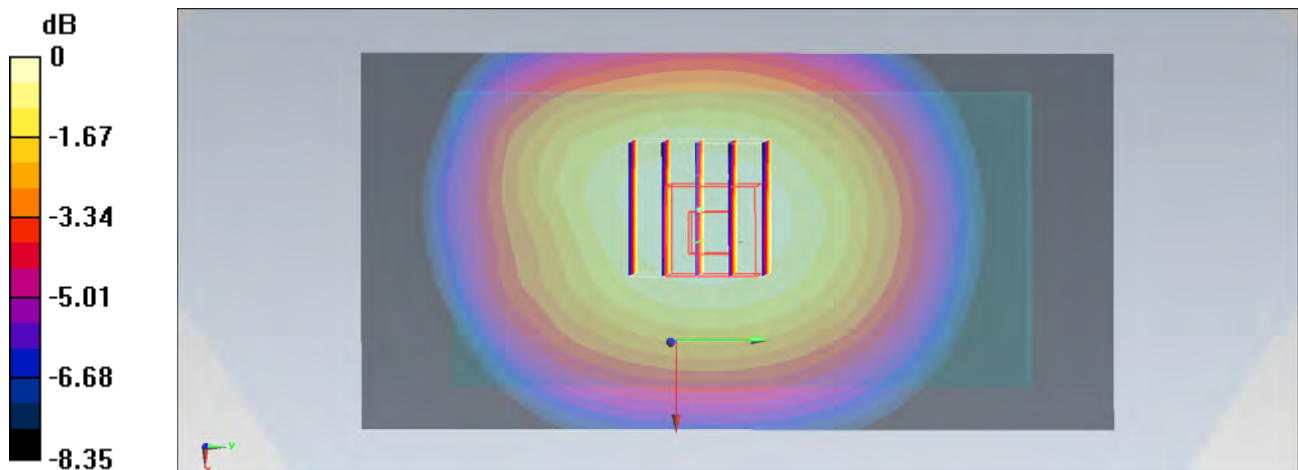
**Configuration/Ch189/Zoom Scan (5x5x7)/Cube 0:** Measurement grid: dx=8mm, dy=8mm, dz=5mm

Reference Value = 28.840 V/m; Power Drift = -0.02 dB

Peak SAR (extrapolated) = 0.882 W/kg

**SAR(1 g) = 0.691 W/kg; SAR(10 g) = 0.521 W/kg**

Maximum value of SAR (measured) = 0.761 W/kg



0 dB = 0.761 W/kg = -1.19 dBW/kg

## #118\_GSM850\_GSM Voice\_Back\_1.5cm\_Ch128;Battery1\_With Scanner

**DUT: 322304-07**

Communication System: GSM850; Frequency: 824.2 MHz; Duty Cycle: 1:8.30042

Medium: MSL\_850\_130702 Medium parameters used:  $f = 824.2$  MHz;  $\sigma = 0.954$  S/m;  $\epsilon_r = 54.606$ ;  $\rho =$

$1000$  kg/m<sup>3</sup>

Ambient Temperature : 22.4 °C; Liquid Temperature : 21.4 °C

DASY5 Configuration:

- Probe: ES3DV3 - SN3270; ConvF(6.16, 6.16, 6.16); Calibrated: 2012/9/28;
- Sensor-Surface: 3mm (Mechanical Surface Detection)
- Electronics: DAE4 Sn778; Calibrated: 2012/8/27
- Phantom: SAM-Right; Type: QD 000 P40 C; Serial: TP-1446
- Measurement SW: DASY52, Version 52.8 (6); SEMCAD X Version 14.6.9 (7117)

**Configuration/Ch128/Area Scan (61x121x1):** Interpolated grid: dx=1.500 mm, dy=1.500 mm  
Maximum value of SAR (interpolated) = 0.791 W/kg

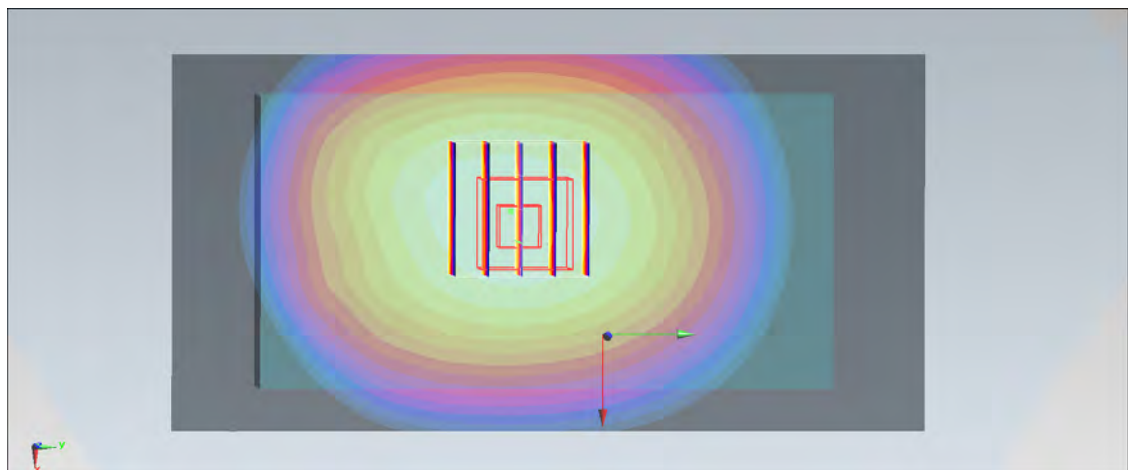
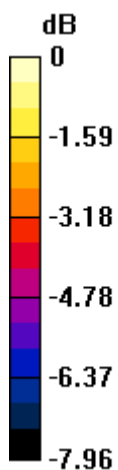
**Configuration/Ch128/Zoom Scan (5x5x7)/Cube 0:** Measurement grid: dx=8mm, dy=8mm, dz=5mm

Reference Value = 29.701 V/m; Power Drift = -0.02 dB

Peak SAR (extrapolated) = 0.910 W/kg

**SAR(1 g) = 0.717 W/kg; SAR(10 g) = 0.543 W/kg**

Maximum value of SAR (measured) = 0.788 W/kg



0 dB = 0.788 W/kg = -1.03 dBW/kg



## #105\_GSM850\_GSM Voice\_Back\_1.5cm\_Ch251;Battery1\_With Scanner

**DUT: 322304-07**

Communication System: GSM850; Frequency: 848.8 MHz; Duty Cycle: 1:8.3

Medium: MSL\_850\_130702 Medium parameters used:  $f = 849$  MHz;  $\sigma = 0.977$  S/m;  $\epsilon_r = 54.346$ ;  $\rho =$

$1000$  kg/m<sup>3</sup>

Ambient Temperature : 22.4 °C ; Liquid Temperature : 21.4 °C

DASY5 Configuration:

- Probe: ES3DV3 - SN3270; ConvF(6.16, 6.16, 6.16); Calibrated: 2012/9/28;
- Sensor-Surface: 3mm (Mechanical Surface Detection)
- Electronics: DAE4 Sn778; Calibrated: 2012/8/27
- Phantom: SAM-Right; Type: QD 000 P40 C; Serial: TP-1446
- Measurement SW: DASY52, Version 52.8 (6); SEMCAD X Version 14.6.9 (7117)

**Configuration/Ch251/Area Scan (61x121x1):** Interpolated grid: dx=1.500 mm, dy=1.500 mm  
Maximum value of SAR (interpolated) = 0.808 W/kg

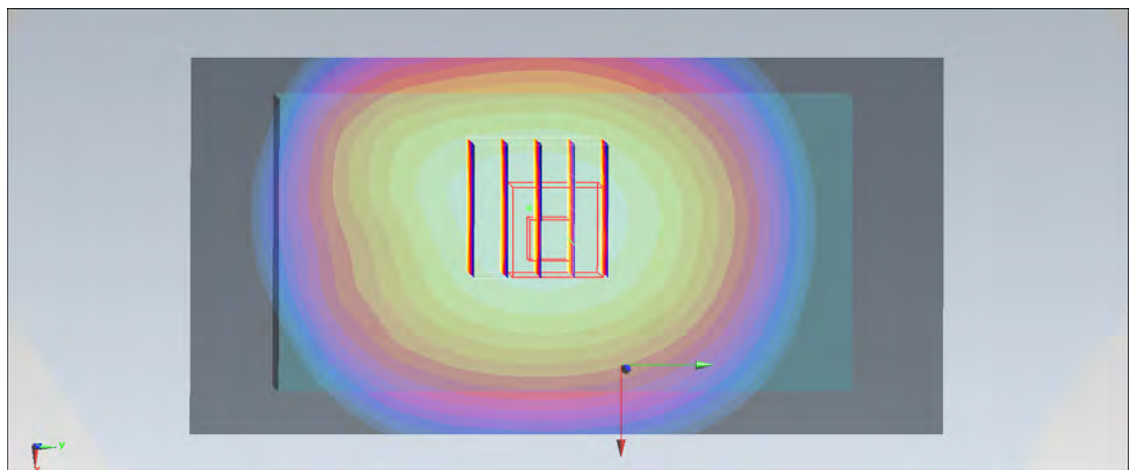
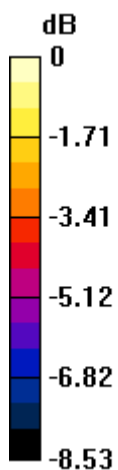
**Configuration/Ch251/Zoom Scan (5x5x7)/Cube 0:** Measurement grid: dx=8mm, dy=8mm, dz=5mm

Reference Value = 29.188 V/m; Power Drift = -0.01 dB

Peak SAR (extrapolated) = 0.908 W/kg

**SAR(1 g) = 0.720 W/kg; SAR(10 g) = 0.542 W/kg**

Maximum value of SAR (measured) = 0.792 W/kg



0 dB = 0.792 W/kg = -1.01 dBW/kg

## #04\_GSM1900\_GPRS (4 Tx slots)\_Back\_1cm\_Ch661;Battery1\_With Scanner

**DUT: 322304-07**

Communication System: PCS; Frequency: 1880 MHz; Duty Cycle: 1:2

Medium: MSL\_1900\_130625 Medium parameters used:  $f = 1880$  MHz;  $\sigma = 1.515$  mho/m;  $\epsilon_r = 52.419$ ;  $\rho$

$= 1000$  kg/m<sup>3</sup>

Ambient Temperature : 22.4 °C ; Liquid Temperature : 21.4 °C

DASY5 Configuration:

- Probe: EX3DV4 - SN3792; ConvF(7.26, 7.26, 7.26); Calibrated: 2013/6/4;
- Sensor-Surface: 2mm (Mechanical Surface Detection)
- Electronics: DAE4 Sn1338; Calibrated: 2013/5/28
- Phantom: SAM Right; Type: QD000P40CC; Serial: TP:1383
- Measurement SW: DASY52, Version 52.8 (3); SEMCAD X Version 14.6.5 (6469)

**Configuration/Ch661/Area Scan (61x121x1):** Measurement grid: dx=15mm, dy=15mm  
Maximum value of SAR (interpolated) = 1.66 mW/g

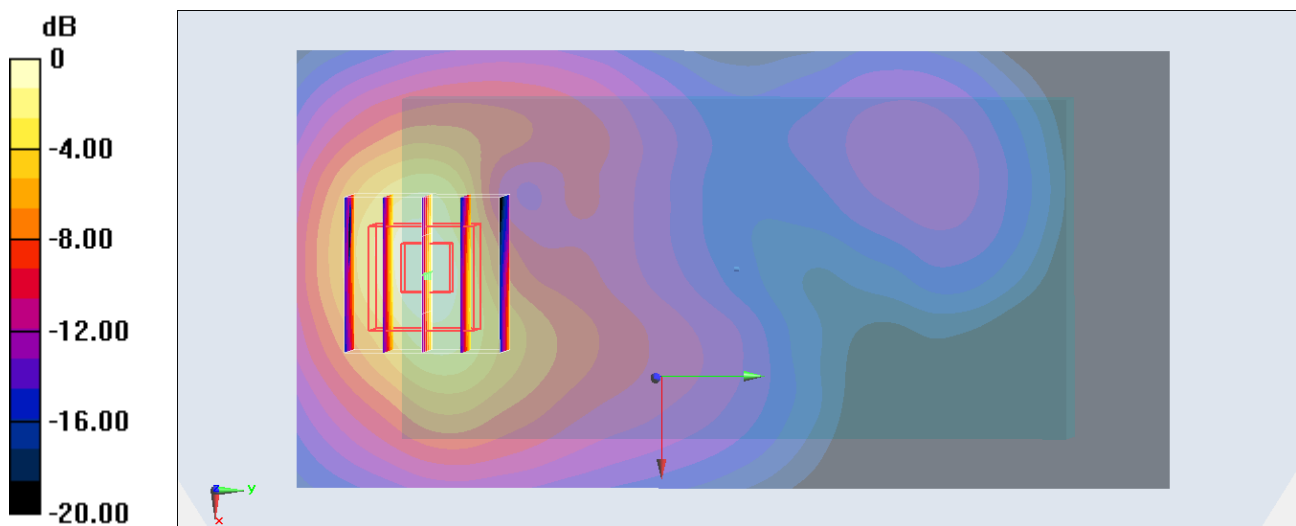
**Configuration/Ch661/Zoom Scan (5x5x7)/Cube 0:** Measurement grid: dx=8mm, dy=8mm, dz=5mm

Reference Value = 33.612 V/m; Power Drift = 0.09 dB

Peak SAR (extrapolated) = 2.052 mW/g

**SAR(1 g) = 1.23 mW/g; SAR(10 g) = 0.655 mW/g**

Maximum value of SAR (measured) = 1.67 mW/g



0 dB = 1.67 mW/g = 4.45 dB mW/g

**#94\_GSM1900\_GPRS (4 Tx slots)\_Back\_1cm\_Ch661;Battery1\_With Scanner\_Repeat**

**DUT: 322304-07**

Communication System: PCS; Frequency: 1880 MHz; Duty Cycle: 1:2

Medium: MSL\_1900\_130628 Medium parameters used:  $f = 1880$  MHz;  $\sigma = 1.513$  S/m;  $\epsilon_r = 52.954$ ;  $\rho =$

$1000$  kg/m<sup>3</sup>

Ambient Temperature : 22.6 °C ; Liquid Temperature : 21.6 °C

DASY5 Configuration:

- Probe: ES3DV3 - SN3270; ConvF(4.67, 4.67, 4.67); Calibrated: 2012/9/28;
- Sensor-Surface: 3mm (Mechanical Surface Detection)
- Electronics: DAE4 Sn778; Calibrated: 2012/8/27
- Phantom: SAM-Left; Type: QD 000 P40 C; Serial: TP-1478
- Measurement SW: DASY52, Version 52.8 (6); SEMCAD X Version 14.6.9 (7117)

**Configuration/Ch661/Area Scan (61x121x1):** Interpolated grid: dx=1.500 mm, dy=1.500 mm  
 Maximum value of SAR (interpolated) = 1.56 W/kg

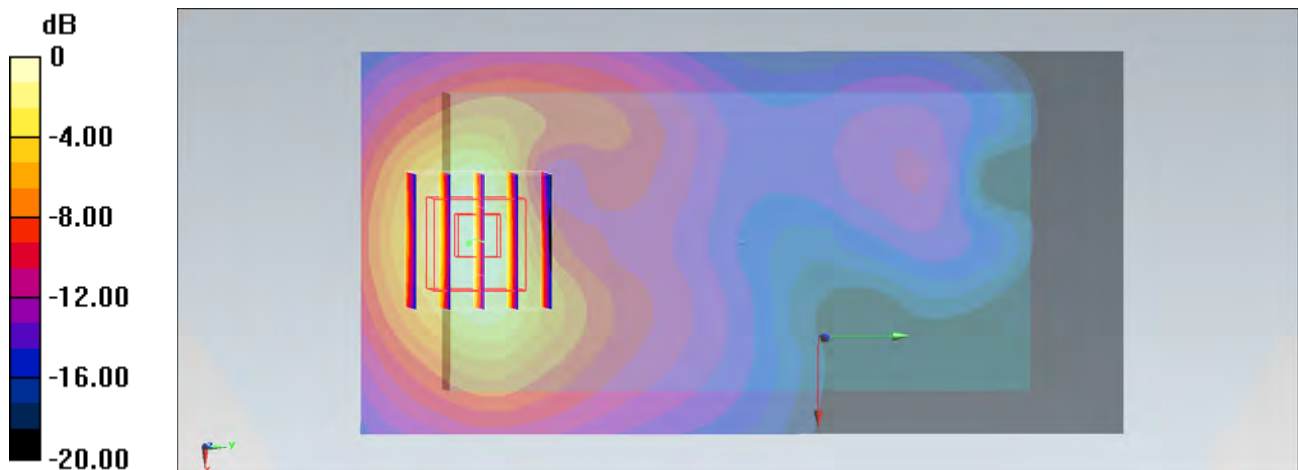
**Configuration/Ch661/Zoom Scan (5x5x7)/Cube 0:** Measurement grid: dx=8mm, dy=8mm, dz=5mm

Reference Value = 32.628 V/m; Power Drift = -0.11 dB

Peak SAR (extrapolated) = 2.14 W/kg

**SAR(1 g) = 1.2 W/kg; SAR(10 g) = 0.635 W/kg**

Maximum value of SAR (measured) = 1.49 W/kg



0 dB = 1.49 W/kg = 1.73 dBW/kg

## #16\_GSM1900\_GPRS (4 Tx slots)\_Back\_1cm\_Ch512;Battery1\_With Scanner

**DUT: 322304-07**

Communication System: PCS; Frequency: 1850.2 MHz; Duty Cycle: 1:2

Medium: MSL\_1900\_130625 Medium parameters used :  $f = 1850.2$  MHz;  $\sigma = 1.488$  mho/m;  $\epsilon_r = 52.545$ ;

$\rho = 1000$  kg/m<sup>3</sup>

Ambient Temperature : 22.4 °C ; Liquid Temperature : 21.4 °C

DASY5 Configuration:

- Probe: EX3DV4 - SN3792; ConvF(7.26, 7.26, 7.26); Calibrated: 2013/6/4;
- Sensor-Surface: 2mm (Mechanical Surface Detection)
- Electronics: DAE4 Sn1338; Calibrated: 2013/5/28
- Phantom: SAM Right; Type: QD000P40CC; Serial: TP:1383
- Measurement SW: DASY52, Version 52.8 (3); SEMCAD X Version 14.6.5 (6469)

**Configuration/Ch512/Area Scan (61x121x1):** Measurement grid: dx=15mm, dy=15mm  
 Maximum value of SAR (interpolated) = 1.61 mW/g

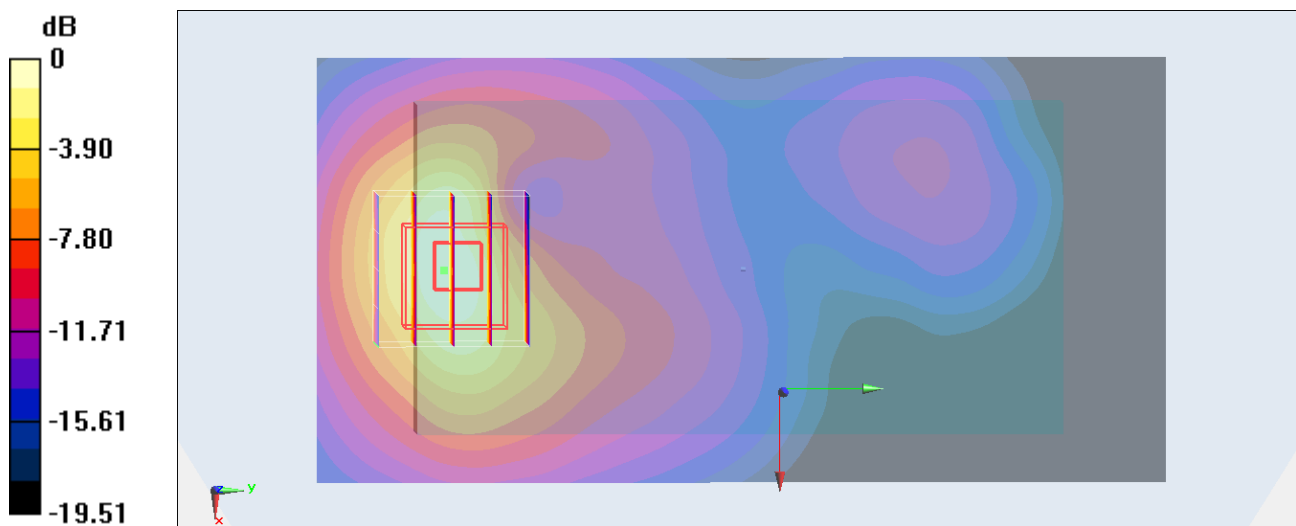
**Configuration/Ch512/Zoom Scan (5x5x7)/Cube 0:** Measurement grid: dx=8mm, dy=8mm, dz=5mm

Reference Value = 32.550 V/m; Power Drift = 0.13 dB

Peak SAR (extrapolated) = 1.979 mW/g

**SAR(1 g) = 1.19 mW/g; SAR(10 g) = 0.643 mW/g**

Maximum value of SAR (measured) = 1.59 mW/g



0 dB = 1.59 mW/g = 4.03 dB mW/g

## #17\_GSM1900\_GPRS (4 Tx slots)\_Back\_1cm\_Ch810;Battery1\_With Scanner

**DUT: 322304-07**

Communication System: PCS; Frequency: 1909.8 MHz; Duty Cycle: 1:2

Medium: MSL\_1900\_130625 Medium parameters used:  $f = 1910$  MHz;  $\sigma = 1.541$  mho/m;  $\epsilon_r = 52.29$ ;  $\rho =$

$1000$  kg/m<sup>3</sup>

Ambient Temperature : 22.4 °C ; Liquid Temperature : 21.4 °C

DASY5 Configuration:

- Probe: EX3DV4 - SN3792; ConvF(7.26, 7.26, 7.26); Calibrated: 2013/6/4;
- Sensor-Surface: 2mm (Mechanical Surface Detection)
- Electronics: DAE4 Sn1338; Calibrated: 2013/5/28
- Phantom: SAM Right; Type: QD000P40CC; Serial: TP:1383
- Measurement SW: DASY52, Version 52.8 (3); SEMCAD X Version 14.6.5 (6469)

**Configuration/Ch810/Area Scan (61x121x1):** Measurement grid: dx=15mm, dy=15mm  
 Maximum value of SAR (interpolated) = 1.59 mW/g

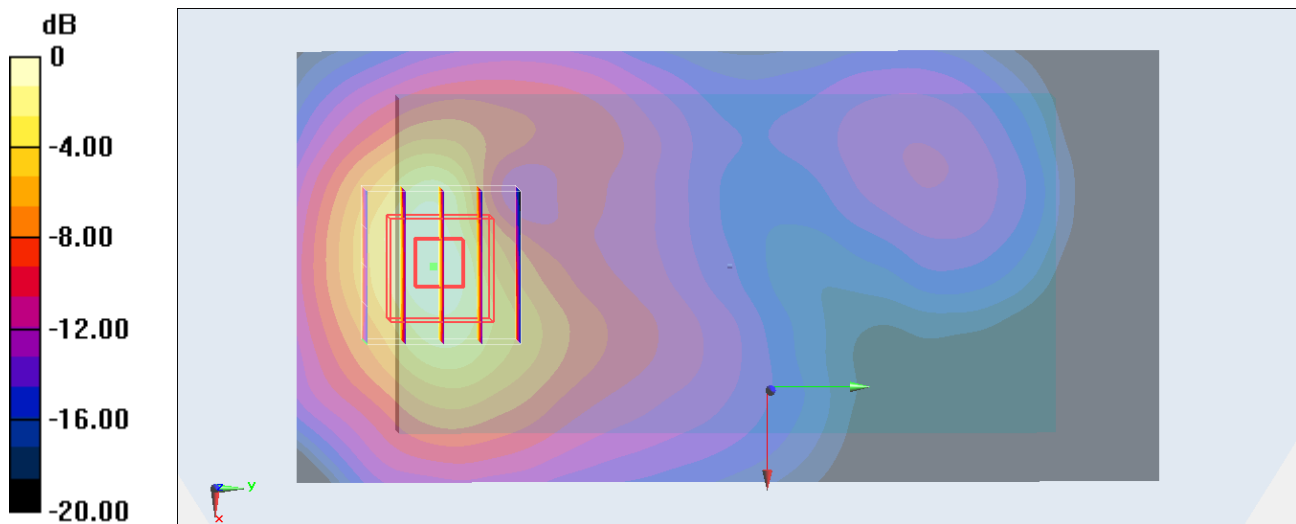
**Configuration/Ch810/Zoom Scan (5x5x7)/Cube 0:** Measurement grid: dx=8mm, dy=8mm, dz=5mm

Reference Value = 32.275 V/m; Power Drift = 0.08 dB

Peak SAR (extrapolated) = 1.944 mW/g

**SAR(1 g) = 1.16 mW/g; SAR(10 g) = 0.619 mW/g**

Maximum value of SAR (measured) = 1.58 mW/g



0 dB = 1.58 mW/g = 3.97 dB mW/g

## #110\_GSM1900\_GSM Voice\_Back\_1.5cm\_Ch661;Battery1\_With Scanner

**DUT: 322304-07**

Communication System: PCS; Frequency: 1880 MHz; Duty Cycle: 1:8.3

Medium: MSL\_1900\_130702 Medium parameters used:  $f = 1880$  MHz;  $\sigma = 1.477$  S/m;  $\epsilon_r = 54.871$ ;  $\rho =$

$1000$  kg/m<sup>3</sup>

Ambient Temperature : 22.3 °C; Liquid Temperature : 21.3 °C

DASY5 Configuration:

- Probe: ES3DV3 - SN3270; ConvF(4.67, 4.67, 4.67); Calibrated: 2012/9/28;
- Sensor-Surface: 3mm (Mechanical Surface Detection)
- Electronics: DAE4 Sn778; Calibrated: 2012/8/27
- Phantom: SAM-Left; Type: QD 000 P40 C; Serial: TP-1478
- Measurement SW: DASY52, Version 52.8 (6); SEMCAD X Version 14.6.9 (7117)

**Configuration/Ch661/Area Scan (61x121x1):** Interpolated grid:  $dx=1.500$  mm,  $dy=1.500$  mm  
 Maximum value of SAR (interpolated) = 0.544 W/kg

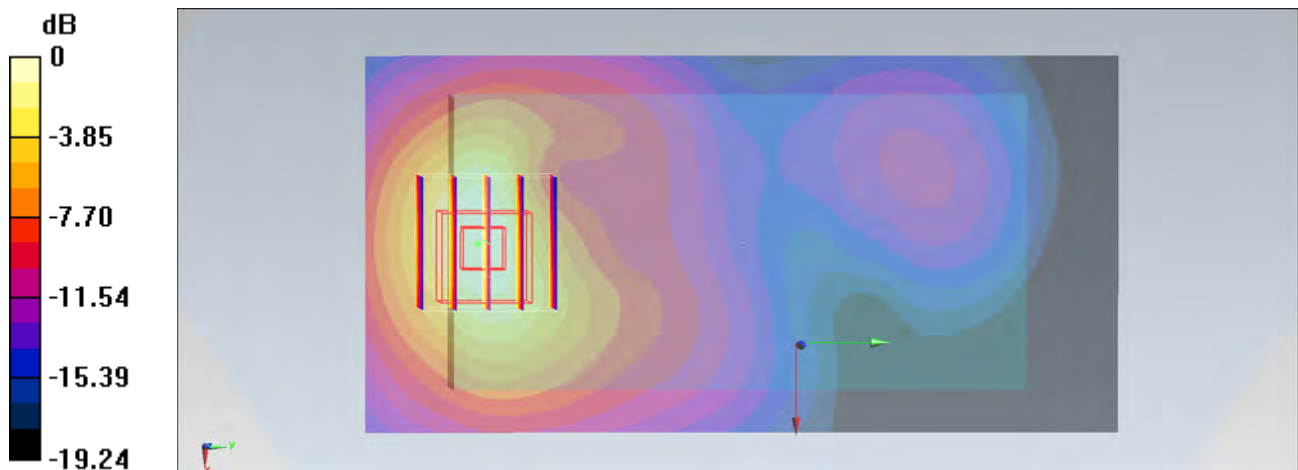
**Configuration/Ch661/Zoom Scan (5x5x7)/Cube 0:** Measurement grid:  $dx=8$ mm,  $dy=8$ mm,  $dz=5$ mm

Reference Value = 19.780 V/m; Power Drift = -0.09 dB

Peak SAR (extrapolated) = 0.755 W/kg

**SAR(1 g) = 0.444 W/kg; SAR(10 g) = 0.248 W/kg**

Maximum value of SAR (measured) = 0.541 W/kg



0 dB = 0.541 W/kg = -2.67 dBW/kg

## #116\_GSM1900\_GSM Voice\_Back\_1.5cm\_Ch512;Battery1\_With Scanner

**DUT: 322304-07**

Communication System: PCS; Frequency: 1850.2 MHz; Duty Cycle: 1:8.3

Medium: MSL\_1900\_130702 Medium parameters used:  $f = 1850.2$  MHz;  $\sigma = 1.445$  S/m;  $\epsilon_r = 54.987$ ;  $\rho =$

$1000$  kg/m<sup>3</sup>

Ambient Temperature : 22.3 °C; Liquid Temperature : 21.3 °C

DASY5 Configuration:

- Probe: ES3DV3 - SN3270; ConvF(4.67, 4.67, 4.67); Calibrated: 2012/9/28;
- Sensor-Surface: 3mm (Mechanical Surface Detection)
- Electronics: DAE4 Sn778; Calibrated: 2012/8/27
- Phantom: SAM-Left; Type: QD 000 P40 C; Serial: TP-1478
- Measurement SW: DASY52, Version 52.8 (6); SEMCAD X Version 14.6.9 (7117)

**Configuration/Ch512/Area Scan (61x121x1):** Interpolated grid: dx=1.500 mm, dy=1.500 mm  
Maximum value of SAR (interpolated) = 0.501 W/kg

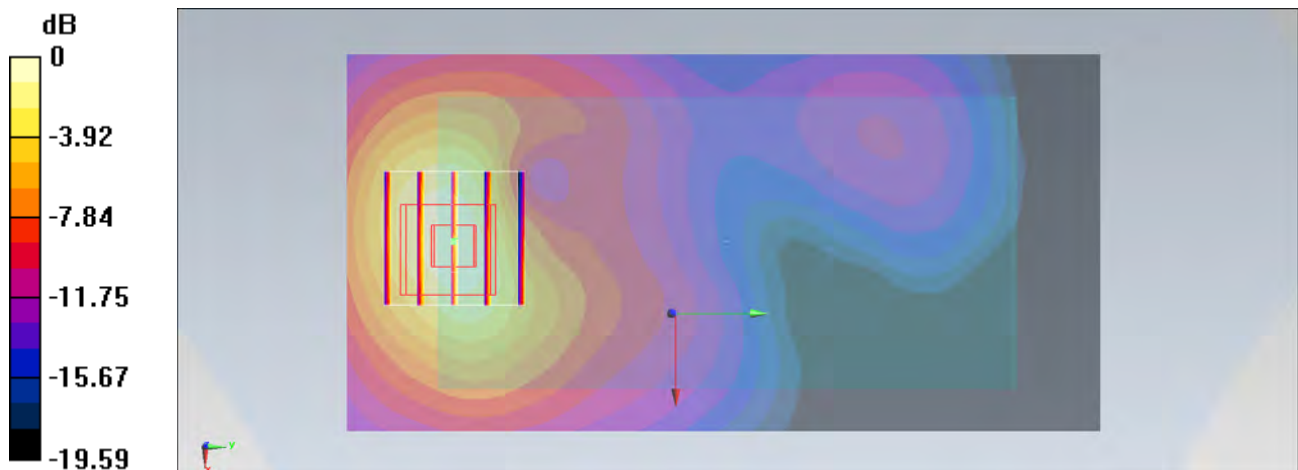
**Configuration/Ch512/Zoom Scan (5x5x7)/Cube 0:** Measurement grid: dx=8mm, dy=8mm, dz=5mm

Reference Value = 19.440 V/m; Power Drift = 0.01 dB

Peak SAR (extrapolated) = 0.711 W/kg

**SAR(1 g) = 0.419 W/kg; SAR(10 g) = 0.234 W/kg**

Maximum value of SAR (measured) = 0.510 W/kg



0 dB = 0.510 W/kg = -2.92 dBW/kg

## #117\_GSM1900\_GSM Voice\_Back\_1.5cm\_Ch810;Battery1\_With Scanner

**DUT: 322304-07**

Communication System: PCS; Frequency: 1909.8 MHz; Duty Cycle: 1:8.3

Medium: MSL\_1900\_130702 Medium parameters used:  $f = 1910$  MHz;  $\sigma = 1.513$  S/m;  $\epsilon_r = 54.838$ ;  $\rho =$

$1000$  kg/m<sup>3</sup>

Ambient Temperature : 22.3 °C; Liquid Temperature : 21.3 °C

DASY5 Configuration:

- Probe: ES3DV3 - SN3270; ConvF(4.67, 4.67, 4.67); Calibrated: 2012/9/28;
- Sensor-Surface: 3mm (Mechanical Surface Detection)
- Electronics: DAE4 Sn778; Calibrated: 2012/8/27
- Phantom: SAM-Left; Type: QD 000 P40 C; Serial: TP-1478
- Measurement SW: DASY52, Version 52.8 (6); SEMCAD X Version 14.6.9 (7117)

**Configuration/Ch810/Area Scan (61x121x1):** Interpolated grid: dx=1.500 mm, dy=1.500 mm  
 Maximum value of SAR (interpolated) = 0.555 W/kg

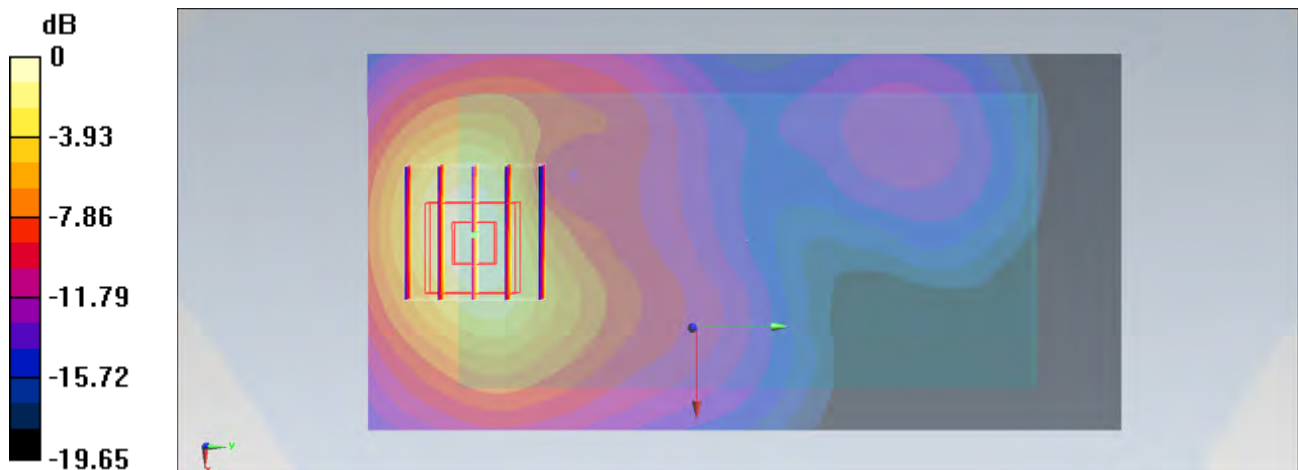
**Configuration/Ch810/Zoom Scan (5x5x7)/Cube 0:** Measurement grid: dx=8mm, dy=8mm, dz=5mm

Reference Value = 19.998 V/m; Power Drift = -0.01 dB

Peak SAR (extrapolated) = 0.786 W/kg

**SAR(1 g) = 0.460 W/kg; SAR(10 g) = 0.256 W/kg**

Maximum value of SAR (measured) = 0.559 W/kg



0 dB = 0.559 W/kg = -2.53 dBW/kg



## #01\_WCDMA V\_RMC 12.2Kbps\_Back\_1cm\_Ch4182;Battery1\_With Scanner

**DUT: 322304-07**

Communication System: WCDMA; Frequency: 836.4 MHz; Duty Cycle: 1:1

Medium: MSL\_850\_130625 Medium parameters used:  $f = 836.4$  MHz;  $\sigma = 0.965$  mho/m;  $\epsilon_r = 54.481$ ;  $\rho$

$= 1000$  kg/m<sup>3</sup>

Ambient Temperature : 22.5 °C; Liquid Temperature : 21.5 °C

DASY5 Configuration:

- Probe: EX3DV4 - SN3792; ConvF(9.15, 9.15, 9.15); Calibrated: 2013/6/4;
- Sensor-Surface: 2mm (Mechanical Surface Detection)
- Electronics: DAE4 Sn1338; Calibrated: 2013/5/28
- Phantom: SAM Left; Type: QD000P40CD; Serial: TP:1542
- Measurement SW: DASY52, Version 52.8 (3); SEMCAD X Version 14.6.5 (6469)

**Configuration/Ch4182/Area Scan (61x121x1):** Measurement grid: dx=15mm, dy=15mm  
Maximum value of SAR (interpolated) = 1.12 mW/g

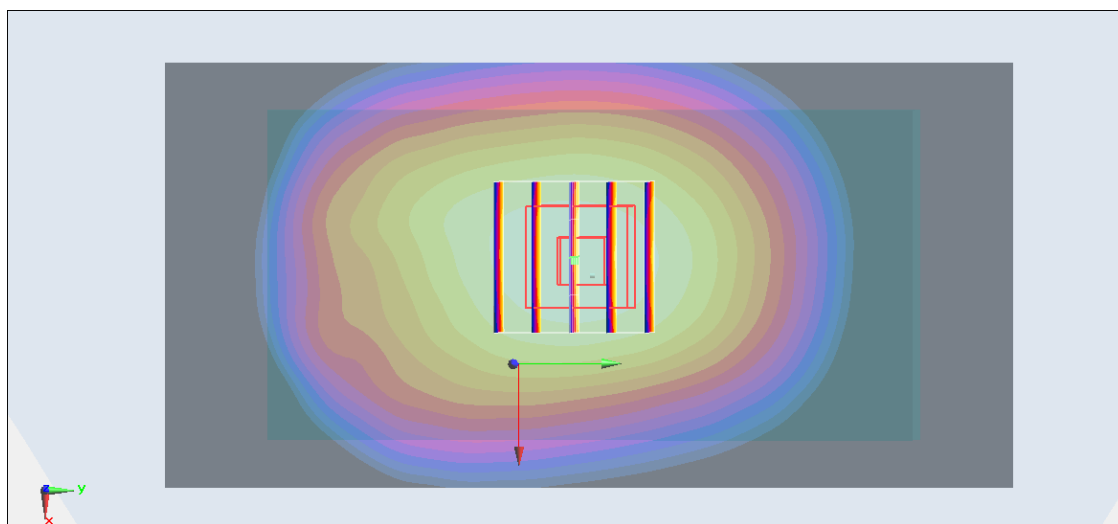
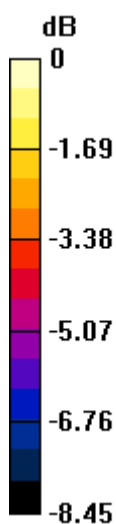
**Configuration/Ch4182/Zoom Scan (5x5x7)/Cube 0:** Measurement grid: dx=8mm, dy=8mm, dz=5mm

Reference Value = 34.580 V/m; Power Drift = 0.06 dB

Peak SAR (extrapolated) = 1.246 mW/g

**SAR(1 g) = 0.976 mW/g; SAR(10 g) = 0.732 mW/g**

Maximum value of SAR (measured) = 1.13 mW/g



0 dB = 1.13 mW/g = 1.06 dB mW/g

## #14\_WCDMA V\_RMC 12.2Kbps\_Back\_1cm\_Ch4132;Battery1\_With Scanner

**DUT: 322304-07**

Communication System: WCDMA; Frequency: 826.4 MHz; Duty Cycle: 1:1

Medium: MSL\_850\_130625 Medium parameters used :  $f = 826.4$  MHz;  $\sigma = 0.955$  mho/m;  $\epsilon_r = 54.588$ ;  $\rho$

$= 1000$  kg/m<sup>3</sup>

Ambient Temperature : 22.5 °C; Liquid Temperature : 21.5 °C

DASY5 Configuration:

- Probe: EX3DV4 - SN3792; ConvF(9.15, 9.15, 9.15); Calibrated: 2013/6/4;
- Sensor-Surface: 2mm (Mechanical Surface Detection)
- Electronics: DAE4 Sn1338; Calibrated: 2013/5/28
- Phantom: SAM Left; Type: QD000P40CD; Serial: TP:1542
- Measurement SW: DASY52, Version 52.8 (3); SEMCAD X Version 14.6.5 (6469)

**Configuration/Ch4132/Area Scan (61x121x1):** Measurement grid: dx=15mm, dy=15mm  
 Maximum value of SAR (interpolated) = 1.10 mW/g

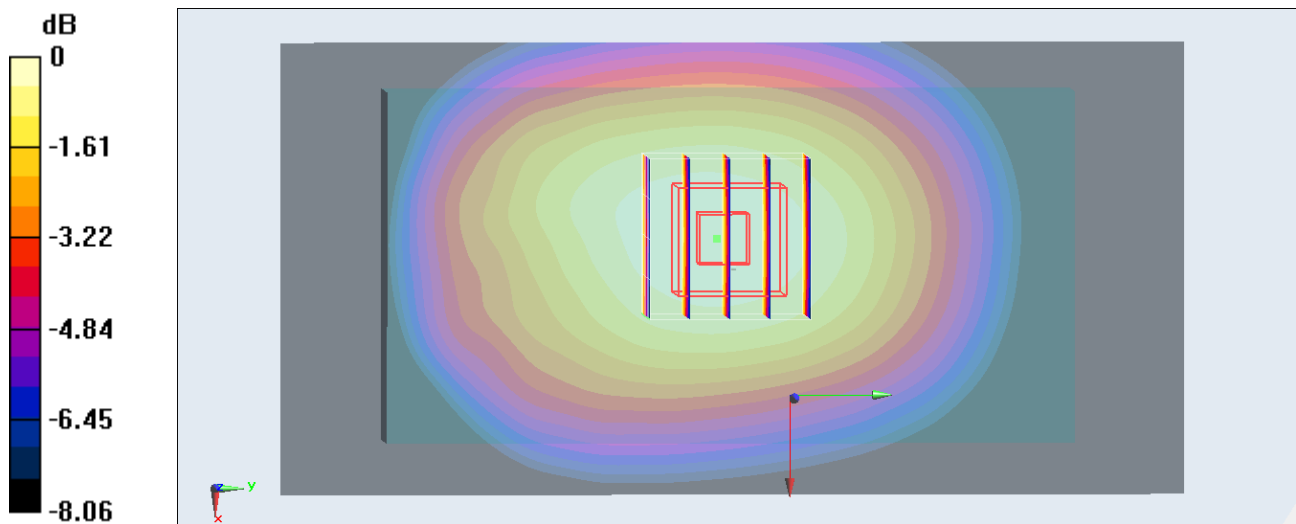
**Configuration/Ch4132/Zoom Scan (5x5x7)/Cube 0:** Measurement grid: dx=8mm, dy=8mm, dz=5mm

Reference Value = 34.763 V/m; Power Drift = -0.02 dB

Peak SAR (extrapolated) = 1.217 mW/g

**SAR(1 g) = 0.956 mW/g; SAR(10 g) = 0.721 mW/g**

Maximum value of SAR (measured) = 1.10 mW/g



0 dB = 1.10 mW/g = 0.83 dB mW/g

## #15\_WCDMA V\_RMC 12.2Kbps\_Back\_1cm\_Ch4233;Battery1\_With Scanner

**DUT: 322304-07**

Communication System: WCDMA; Frequency: 846.6 MHz; Duty Cycle: 1:1

Medium: MSL\_850\_130625 Medium parameters used:  $f = 847$  MHz;  $\sigma = 0.975$  mho/m;  $\epsilon_r = 54.378$ ;  $\rho =$

$1000$  kg/m<sup>3</sup>

Ambient Temperature : 22.5 °C ; Liquid Temperature : 21.5 °C

DASY5 Configuration:

- Probe: EX3DV4 - SN3792; ConvF(9.15, 9.15, 9.15); Calibrated: 2013/6/4;
- Sensor-Surface: 2mm (Mechanical Surface Detection)
- Electronics: DAE4 Sn1338; Calibrated: 2013/5/28
- Phantom: SAM Left; Type: QD000P40CD; Serial: TP:1542
- Measurement SW: DASY52, Version 52.8 (3); SEMCAD X Version 14.6.5 (6469)

**Configuration/Ch4233/Area Scan (61x121x1):** Measurement grid: dx=15mm, dy=15mm  
 Maximum value of SAR (interpolated) = 0.989 mW/g

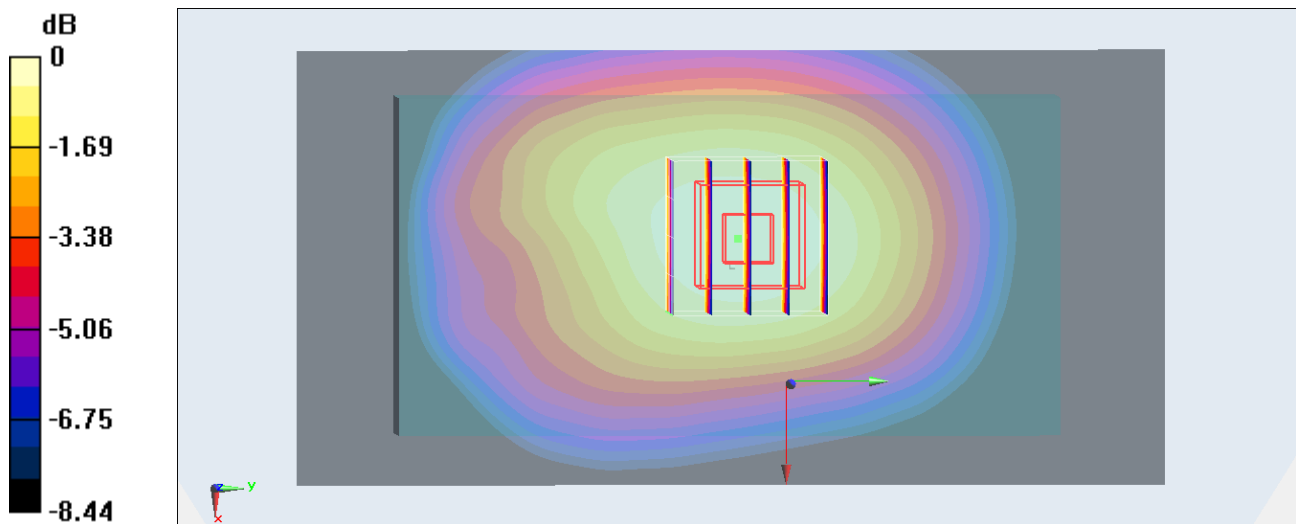
**Configuration/Ch4233/Zoom Scan (5x5x7)/Cube 0:** Measurement grid: dx=8mm, dy=8mm, dz=5mm

Reference Value = 32.300 V/m; Power Drift = 0.01 dB

Peak SAR (extrapolated) = 1.090 mW/g

**SAR(1 g) = 0.854 mW/g; SAR(10 g) = 0.638 mW/g**

Maximum value of SAR (measured) = 0.987 mW/g



0 dB = 0.987 mW/g = -0.11 dB mW/g

## #107\_WCDMA V\_RMC 12.2Kbps\_Back\_1.5cm\_Ch4182;Battery1\_With Scanner

**DUT: 322304-07**

Communication System: WCDMA; Frequency: 836.4 MHz; Duty Cycle: 1:1

Medium: MSL\_850\_130702 Medium parameters used:  $f = 836.4$  MHz;  $\sigma = 0.966$  S/m;  $\epsilon_r = 54.466$ ;  $\rho =$

$1000$  kg/m<sup>3</sup>

Ambient Temperature : 22.4 °C; Liquid Temperature : 21.4 °C

DASY5 Configuration:

- Probe: ES3DV3 - SN3270; ConvF(6.16, 6.16, 6.16); Calibrated: 2012/9/28;
- Sensor-Surface: 3mm (Mechanical Surface Detection)
- Electronics: DAE4 Sn778; Calibrated: 2012/8/27
- Phantom: SAM-Right; Type: QD 000 P40 C; Serial: TP-1446
- Measurement SW: DASY52, Version 52.8 (6); SEMCAD X Version 14.6.9 (7117)

**Configuration/Ch4182/Area Scan (61x121x1):** Interpolated grid: dx=1.500 mm, dy=1.500 mm  
 Maximum value of SAR (interpolated) = 0.909 W/kg

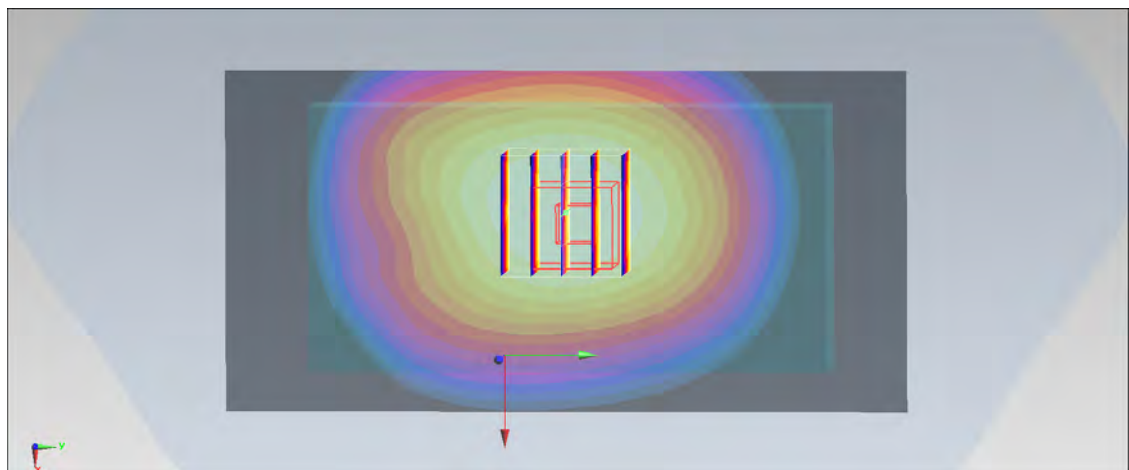
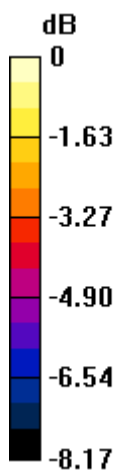
**Configuration/Ch4182/Zoom Scan (5x5x7)/Cube 0:** Measurement grid: dx=8mm, dy=8mm, dz=5mm

Reference Value = 31.189 V/m; Power Drift = 0.00 dB

Peak SAR (extrapolated) = 1.01 W/kg

**SAR(1 g) = 0.801 W/kg; SAR(10 g) = 0.602 W/kg**

Maximum value of SAR (measured) = 0.875 W/kg



0 dB = 0.875 W/kg = -0.58 dBW/kg

## #119\_WCDMA V\_RMC 12.2Kbps\_Back\_1.5cm\_Ch4132;Battery1\_With Scanner

**DUT: 322304-07**

Communication System: WCDMA; Frequency: 826.4 MHz; Duty Cycle: 1:1

Medium: MSL\_850\_130702 Medium parameters used:  $f = 826.4$  MHz;  $\sigma = 0.956$  S/m;  $\epsilon_r = 54.574$ ;  $\rho =$

$1000$  kg/m<sup>3</sup>

Ambient Temperature : 22.4 °C; Liquid Temperature : 21.4 °C

DASY5 Configuration:

- Probe: ES3DV3 - SN3270; ConvF(6.16, 6.16, 6.16); Calibrated: 2012/9/28;
- Sensor-Surface: 3mm (Mechanical Surface Detection)
- Electronics: DAE4 Sn778; Calibrated: 2012/8/27
- Phantom: SAM-Right; Type: QD 000 P40 C; Serial: TP-1446
- Measurement SW: DASY52, Version 52.8 (6); SEMCAD X Version 14.6.9 (7117)

**Configuration/Ch4132/Area Scan (61x121x1):** Interpolated grid: dx=1.500 mm, dy=1.500 mm  
 Maximum value of SAR (interpolated) = 0.858 W/kg

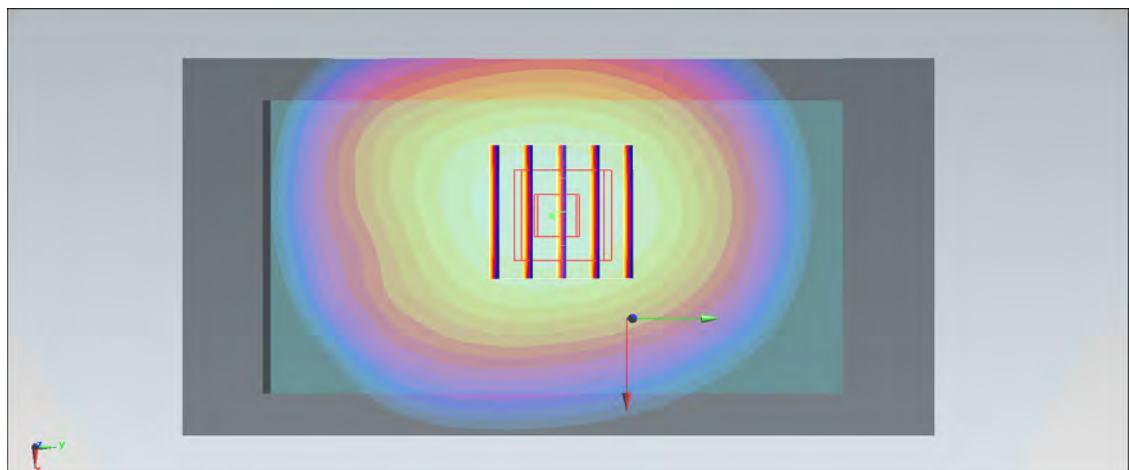
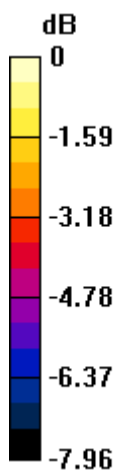
**Configuration/Ch4132/Zoom Scan (5x5x7)/Cube 0:** Measurement grid: dx=8mm, dy=8mm, dz=5mm

Reference Value = 30.952 V/m; Power Drift = -0.06 dB

Peak SAR (extrapolated) = 0.985 W/kg

**SAR(1 g) = 0.772 W/kg; SAR(10 g) = 0.582 W/kg**

Maximum value of SAR (measured) = 0.852 W/kg



0 dB = 0.852 W/kg = -0.70 dBW/kg

**#120\_WCDMA V\_RMC 12.2Kbps\_Back\_1.5cm\_Ch4233;Battery1\_With Scanner**

**DUT: 322304-07**

Communication System:WCDMA; Frequency: 846.6 MHz;Duty Cycle: 1:1

Medium: MSL\_850\_130702 Medium parameters used:  $f = 847$  MHz;  $\sigma = 0.976$  S/m;  $\epsilon_r = 54.365$ ;  $\rho =$

$1000$  kg/m<sup>3</sup>

Ambient Temperature : 22.4 °C; Liquid Temperature : 21.4 °C

DASY5 Configuration:

- Probe: ES3DV3 - SN3270; ConvF(6.16, 6.16, 6.16); Calibrated: 2012/9/28;
- Sensor-Surface: 3mm (Mechanical Surface Detection)
- Electronics: DAE4 Sn778; Calibrated: 2012/8/27
- Phantom: SAM-Right; Type: QD 000 P40 C; Serial: TP-1446
- Measurement SW: DASY52, Version 52.8 (6); SEMCAD X Version 14.6.9 (7117)

**Configuration/Ch4233/Area Scan (61x121x1):** Interpolated grid: dx=1.500 mm, dy=1.500 mm  
 Maximum value of SAR (interpolated) = 0.634 W/kg

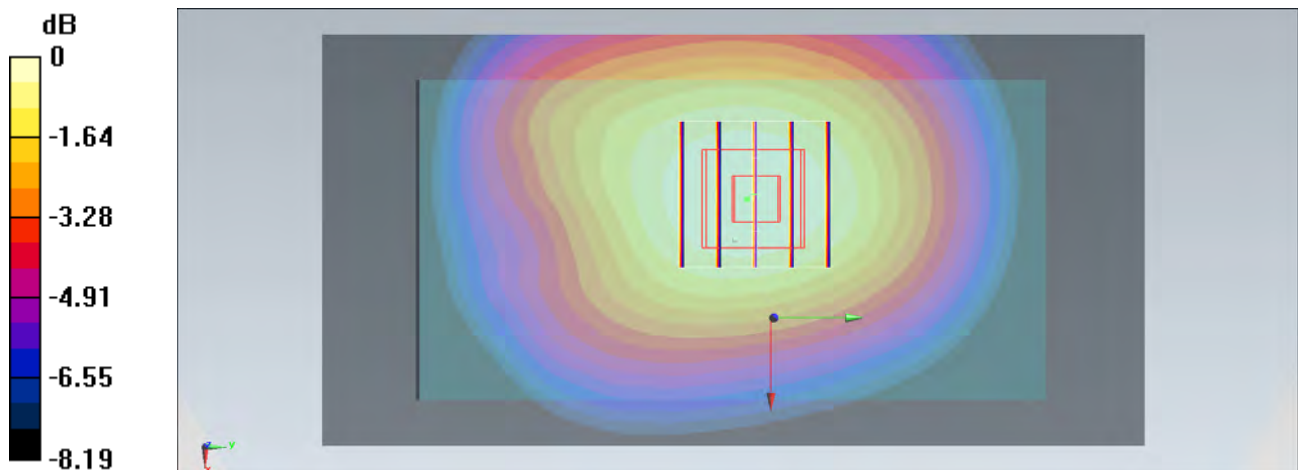
**Configuration/Ch4233/Zoom Scan (5x5x7)/Cube 0:** Measurement grid: dx=8mm, dy=8mm, dz=5mm

Reference Value = 26.177 V/m; Power Drift = -0.01 dB

Peak SAR (extrapolated) = 0.719 W/kg

**SAR(1 g) = 0.564 W/kg; SAR(10 g) = 0.420 W/kg**

Maximum value of SAR (measured) = 0.624 W/kg



0 dB = 0.624 W/kg = -2.05 dBW/kg

## #02\_WCDMA IV\_RMC 12.2Kbps\_Back\_1cm\_Ch1413;Battery1\_With Scanner

**DUT: 322304-07**

Communication System: WCDMA; Frequency: 1732.6 MHz; Duty Cycle: 1:1

Medium: MSL\_1750\_130625 Medium parameters used:  $f = 1733$  MHz;  $\sigma = 1.509$  mho/m;  $\epsilon_r = 51.784$ ;  $\rho$

$= 1000$  kg/m<sup>3</sup>

Ambient Temperature : 22.4 °C; Liquid Temperature : 21.4 °C

DASY5 Configuration:

- Probe: EX3DV4 - SN3792; ConvF(7.61, 7.61, 7.61); Calibrated: 2013/6/4;
- Sensor-Surface: 2mm (Mechanical Surface Detection)
- Electronics: DAE4 Sn1338; Calibrated: 2013/5/28
- Phantom: SAM Right; Type: QD000P40CC; Serial: TP:1383
- Measurement SW: DASY52, Version 52.8 (3); SEMCAD X Version 14.6.5 (6469)

**Configuration/Ch1413/Area Scan (61x121x1):** Measurement grid: dx=15mm, dy=15mm  
Maximum value of SAR (interpolated) = 1.49 mW/g

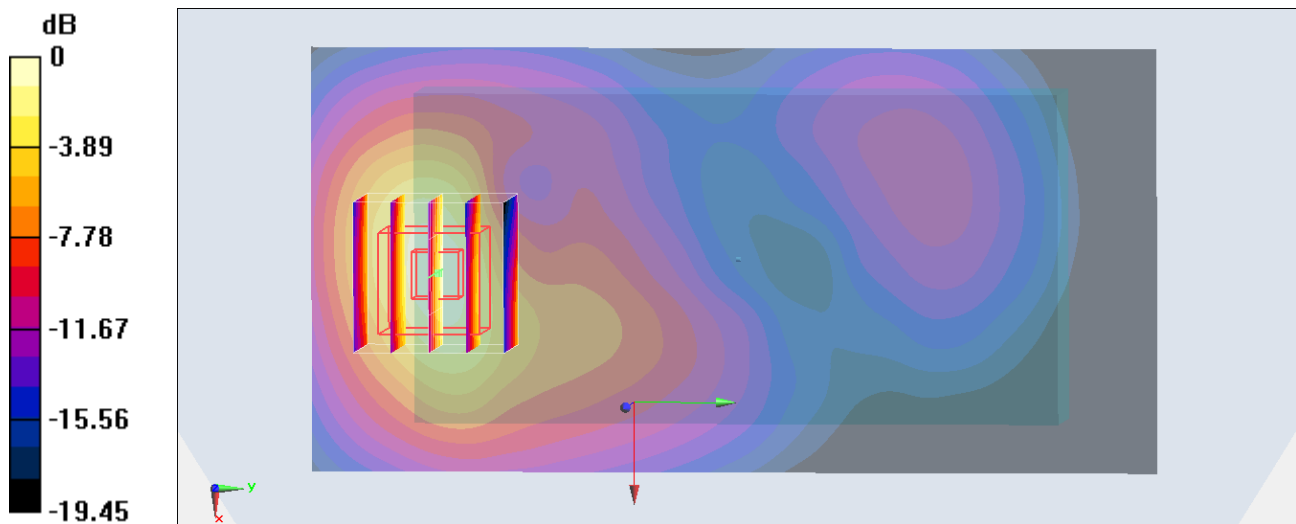
**Configuration/Ch1413/Zoom Scan (5x5x7)/Cube 0:** Measurement grid: dx=8mm, dy=8mm, dz=5mm

Reference Value = 32.473 V/m; Power Drift = -0.00 dB

Peak SAR (extrapolated) = 1.832 mW/g

**SAR(1 g) = 1.15 mW/g; SAR(10 g) = 0.643 mW/g**

Maximum value of SAR (measured) = 1.54 mW/g



0 dB = 1.54 mW/g = 3.75 dB mW/g

## #20\_WCDMA IV\_RMC 12.2Kbps\_Back\_1cm\_Ch1312;Battery1\_With Scanner

**DUT: 322304-07**

Communication System: WCDMA; Frequency: 1712.4 MHz; Duty Cycle: 1:1

Medium: MSL\_1750\_130625 Medium parameters used :  $f = 1712.4$  MHz;  $\sigma = 1.488$  mho/m;  $\epsilon_r = 51.855$ ;

$\rho = 1000$  kg/m<sup>3</sup>

Ambient Temperature : 22.4 °C ; Liquid Temperature : 21.4 °C

DASY5 Configuration:

- Probe: EX3DV4 - SN3792; ConvF(7.61, 7.61, 7.61); Calibrated: 2013/6/4;
- Sensor-Surface: 2mm (Mechanical Surface Detection)
- Electronics: DAE4 Sn1338; Calibrated: 2013/5/28
- Phantom: SAM Right; Type: QD000P40CC; Serial: TP:1383
- Measurement SW: DASY52, Version 52.8 (3); SEMCAD X Version 14.6.5 (6469)

**Configuration/Ch1312/Area Scan (61x121x1):** Measurement grid: dx=15mm, dy=15mm  
 Maximum value of SAR (interpolated) = 1.55 mW/g

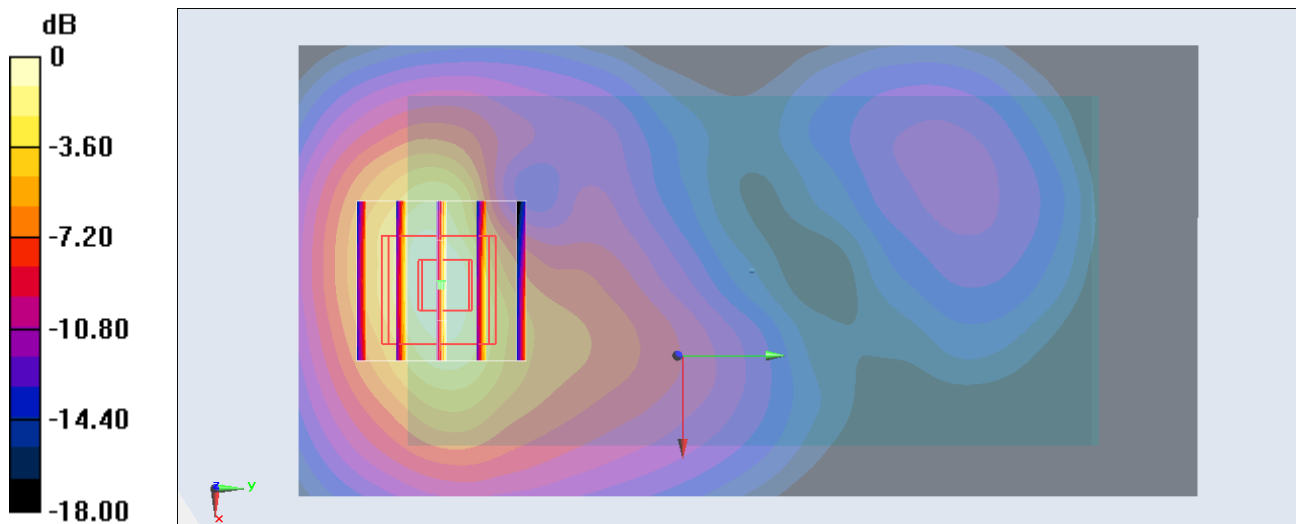
**Configuration/Ch1312/Zoom Scan (5x5x7)/Cube 0:** Measurement grid: dx=8mm, dy=8mm, dz=5mm

Reference Value = 32.463 V/m; Power Drift = 0.10 dB

Peak SAR (extrapolated) = 1.847 mW/g

**SAR(1 g) = 1.17 mW/g; SAR(10 g) = 0.660 mW/g**

Maximum value of SAR (measured) = 1.55 mW/g



0 dB = 1.55 mW/g = 3.81 dB mW/g



## #21\_WCDMA IV\_RMC 12.2Kbps\_Back\_1cm\_Ch1513;Battery1\_With Scanner

**DUT: 322304-07**

Communication System: WCDMA; Frequency: 1752.6 MHz; Duty Cycle: 1:1

Medium: MSL\_1750\_130625 Medium parameters used:  $f = 1753$  MHz;  $\sigma = 1.529$  mho/m;  $\epsilon_r = 51.718$ ;  $\rho$

$= 1000$  kg/m<sup>3</sup>

Ambient Temperature : 22.4 °C; Liquid Temperature : 21.4 °C

DASY5 Configuration:

- Probe: EX3DV4 - SN3792; ConvF(7.61, 7.61, 7.61); Calibrated: 2013/6/4;
- Sensor-Surface: 2mm (Mechanical Surface Detection)
- Electronics: DAE4 Sn1338; Calibrated: 2013/5/28
- Phantom: SAM Right; Type: QD000P40CC; Serial: TP:1383
- Measurement SW: DASY52, Version 52.8 (3); SEMCAD X Version 14.6.5 (6469)

**Configuration/Ch1513/Area Scan (61x121x1):** Measurement grid: dx=15mm, dy=15mm  
 Maximum value of SAR (interpolated) = 1.47 mW/g

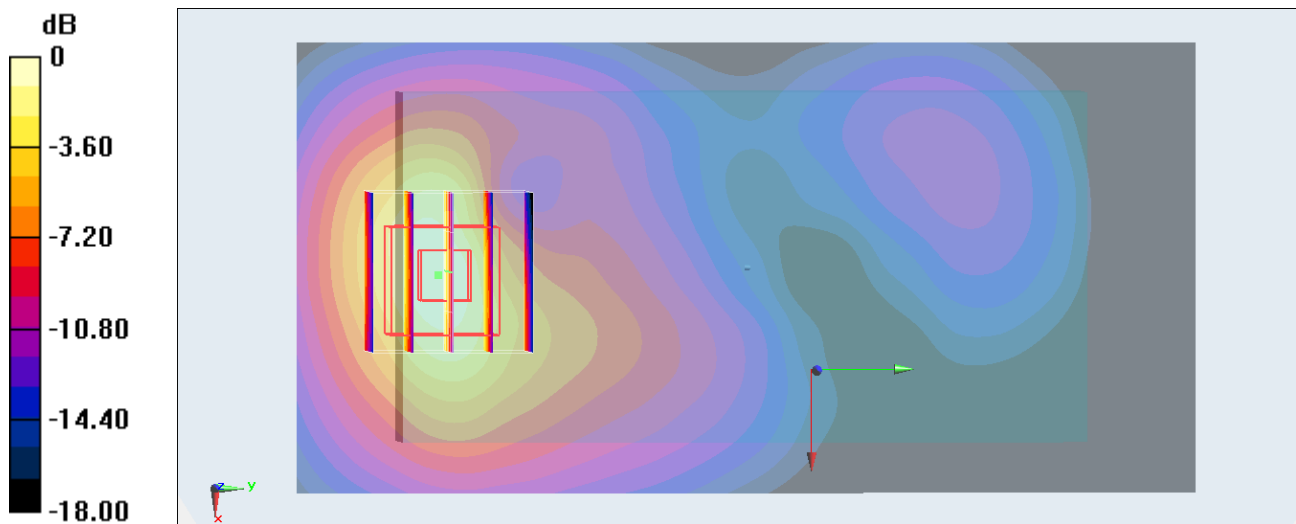
**Configuration/Ch1513/Zoom Scan (5x5x7)/Cube 0:** Measurement grid: dx=8mm, dy=8mm, dz=5mm

Reference Value = 16.300 V/m; Power Drift = 0.16 dB

Peak SAR (extrapolated) = 1.738 mW/g

**SAR(1 g) = 1.08 mW/g; SAR(10 g) = 0.606 mW/g**

Maximum value of SAR (measured) = 1.45 mW/g



0 dB = 1.45 mW/g = 3.23 dB mW/g

## #109\_WCDMA IV\_RMC 12.2Kbps\_Back\_1.5cm\_Ch1413;Battery1\_With Scanner

**DUT: 322304-07**

Communication System: WCDMA; Frequency: 1732.6 MHz; Duty Cycle: 1:1

Medium: MSL\_1750\_130702 Medium parameters used:  $f = 1733 \text{ MHz}$ ;  $\sigma = 1.512 \text{ S/m}$ ;  $\epsilon_r = 51.816$ ;  $\rho =$

$1000 \text{ kg/m}^3$

Ambient Temperature :  $22.3 \text{ }^\circ\text{C}$ ; Liquid Temperature :  $21.3 \text{ }^\circ\text{C}$

DASY5 Configuration:

- Probe: ES3DV3 - SN3270; ConvF(4.98, 4.98, 4.98); Calibrated: 2012/9/28;
- Sensor-Surface: 3mm (Mechanical Surface Detection)
- Electronics: DAE4 Sn778; Calibrated: 2012/8/27
- Phantom: SAM-Left; Type: QD 000 P40 C; Serial: TP-1478
- Measurement SW: DASY52, Version 52.8 (6); SEMCAD X Version 14.6.9 (7117)

**Configuration/Ch1413/Area Scan (61x121x1):** Interpolated grid:  $dx=1.500 \text{ mm}$ ,  $dy=1.500 \text{ mm}$   
 Maximum value of SAR (interpolated) =  $1.41 \text{ W/kg}$

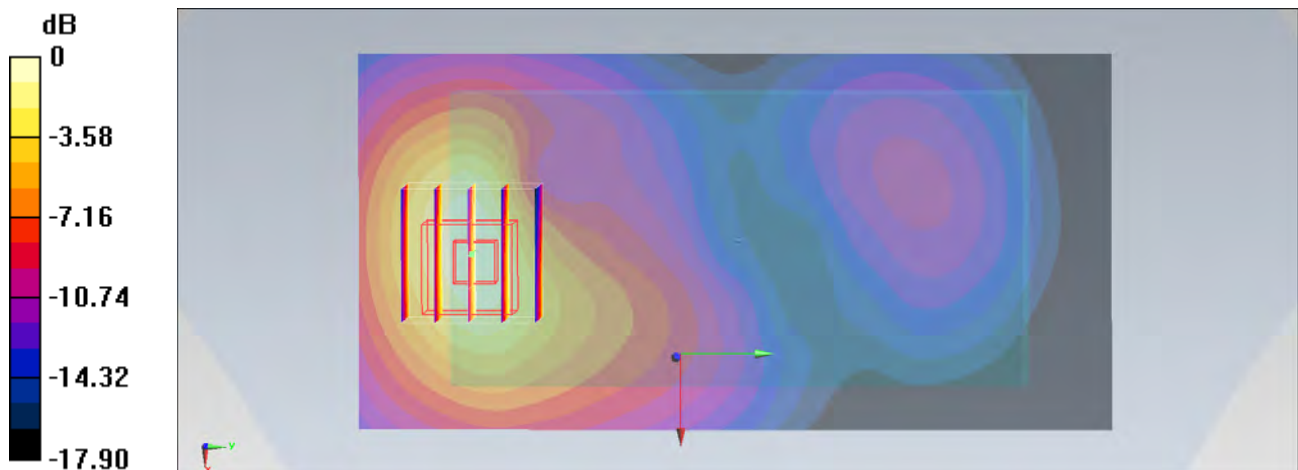
**Configuration/Ch1413/Zoom Scan (5x5x7)/Cube 0:** Measurement grid:  $dx=8\text{mm}$ ,  $dy=8\text{mm}$ ,  
 $dz=5\text{mm}$

Reference Value =  $31.552 \text{ V/m}$ ; Power Drift =  $-0.14 \text{ dB}$

Peak SAR (extrapolated) =  $1.80 \text{ W/kg}$

**SAR(1 g) =  $1.15 \text{ W/kg}$ ; SAR(10 g) =  $0.673 \text{ W/kg}$**

Maximum value of SAR (measured) =  $1.37 \text{ W/kg}$



0 dB =  $1.37 \text{ W/kg} = 1.37 \text{ dBW/kg}$

## #111\_WCDMA IV\_RMC 12.2Kbps\_Back\_0cm\_Ch1413;Battery1\_With Scanner\_Holster

**DUT: 322304-07**

Communication System: WCDMA; Frequency: 1732.6 MHz; Duty Cycle: 1:1  
 Medium: MSL\_1750\_130702 Medium parameters used:  $f = 1733$  MHz;  $\sigma = 1.512$  S/m;  $\epsilon_r = 51.816$ ;  $\rho = 1000$  kg/m<sup>3</sup>  
 Ambient Temperature : 22.3 °C ; Liquid Temperature : 21.3 °C

DASY5 Configuration:

- Probe: ES3DV3 - SN3270; ConvF(4.98, 4.98, 4.98); Calibrated: 2012/9/28;
- Sensor-Surface: 3mm (Mechanical Surface Detection)
- Electronics: DAE4 Sn778; Calibrated: 2012/8/27
- Phantom: SAM-Left; Type: QD 000 P40 C; Serial: TP-1478
- Measurement SW: DASY52, Version 52.8 (6); SEMCAD X Version 14.6.9 (7117)

**Configuration/Ch1413/Area Scan (61x121x1):** Interpolated grid: dx=1.500 mm, dy=1.500 mm  
 Maximum value of SAR (interpolated) = 0.882 W/kg

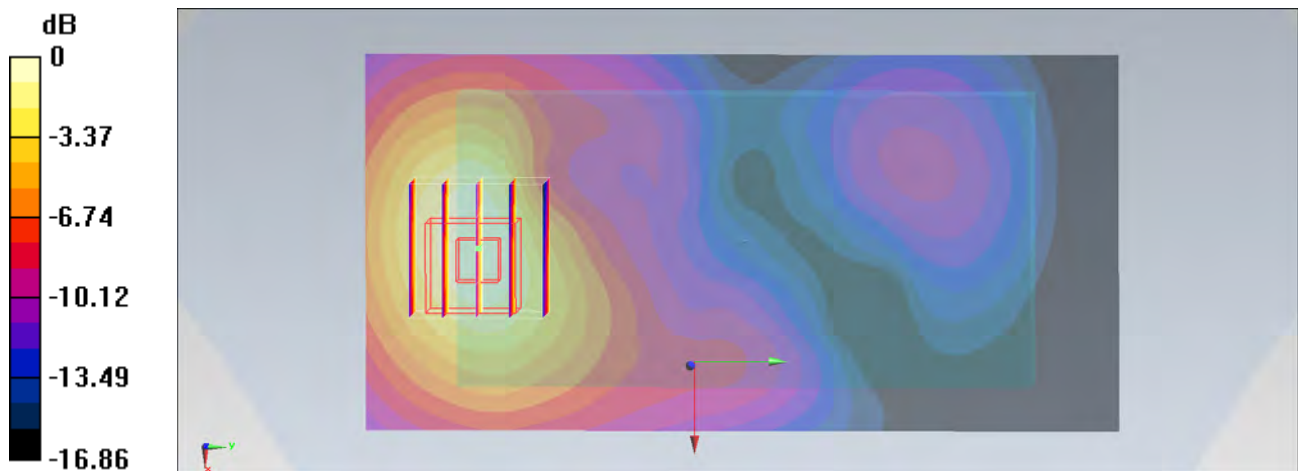
**Configuration/Ch1413/Zoom Scan (5x5x7)/Cube 0:** Measurement grid: dx=8mm, dy=8mm, dz=5mm

Reference Value = 24.895 V/m; Power Drift = 0.03 dB

Peak SAR (extrapolated) = 1.09 W/kg

**SAR(1 g) = 0.716 W/kg; SAR(10 g) = 0.439 W/kg**

Maximum value of SAR (measured) = 0.837 W/kg



0 dB = 0.837 W/kg = -0.77 dBW/kg

## #112\_WCDMA IV\_RMC 12.2Kbps\_Back\_1.5cm\_Ch1312;Battery1\_With Scanner

**DUT: 322304-07**

Communication System: WCDMA; Frequency: 1712.4 MHz; Duty Cycle: 1:1

Medium: MSL\_1750\_130702 Medium parameters used:  $f = 1712.4$  MHz;  $\sigma = 1.49$  S/m;  $\epsilon_r = 51.879$ ;  $\rho =$

$1000$  kg/m<sup>3</sup>

Ambient Temperature : 22.3 °C; Liquid Temperature : 21.3 °C

DASY5 Configuration:

- Probe: ES3DV3 - SN3270; ConvF(4.98, 4.98, 4.98); Calibrated: 2012/9/28;
- Sensor-Surface: 3mm (Mechanical Surface Detection)
- Electronics: DAE4 Sn778; Calibrated: 2012/8/27
- Phantom: SAM-Left; Type: QD 000 P40 C; Serial: TP-1478
- Measurement SW: DASY52, Version 52.8 (6); SEMCAD X Version 14.6.9 (7117)

**Configuration/Ch1312/Area Scan (61x121x1):** Interpolated grid: dx=1.500 mm, dy=1.500 mm  
 Maximum value of SAR (interpolated) = 1.63 W/kg

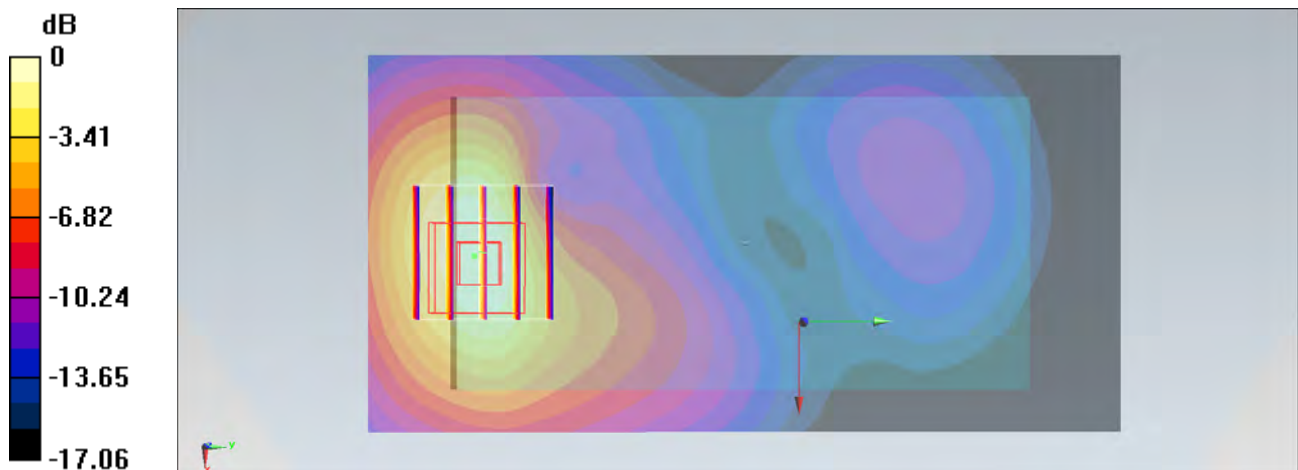
**Configuration/Ch1312/Zoom Scan (5x5x7)/Cube 0:** Measurement grid: dx=8mm, dy=8mm, dz=5mm

Reference Value = 34.495 V/m; Power Drift = -0.14 dB

Peak SAR (extrapolated) = 1.96 W/kg

**SAR(1 g) = 1.27 W/kg; SAR(10 g) = 0.759 W/kg**

Maximum value of SAR (measured) = 1.51 W/kg



0 dB = 1.51 W/kg = 1.79 dBW/kg

### #335\_WCDMA IV\_RMC 12.2Kbps\_Back\_1.5cm\_Ch1312;Battery1\_With Scanner\_Repeat

DUT: 322304-07

Communication System: WCDMA; Frequency: 1712.4 MHz; Duty Cycle: 1:1  
Medium: MSL\_1750\_130702 Medium parameters used :  $f = 1712.4$  MHz;  $\sigma = 1.49$  S/m;  $\epsilon_r = 51.879$ ;  $\rho = 1000$  kg/m<sup>3</sup>  
Ambient Temperature : 22.3 °C ; Liquid Temperature : 21.3 °C

DASY5 Configuration:

- Probe: ES3DV3 - SN3270; ConvF(4.98, 4.98, 4.98); Calibrated: 2012/9/28;
- Sensor-Surface: 3mm (Mechanical Surface Detection)
- Electronics: DAE4 Sn778; Calibrated: 2012/8/27
- Phantom: SAM-Left; Type: QD 000 P40 C; Serial: TP-1478
- Measurement SW: DASY52, Version 52.8 (6); SEMCAD X Version 14.6.9 (7117)

**Configuration/Ch1312/Area Scan (61x121x1):** Interpolated grid: dx=1.500 mm, dy=1.500 mm  
Maximum value of SAR (interpolated) = 1.51 W/kg

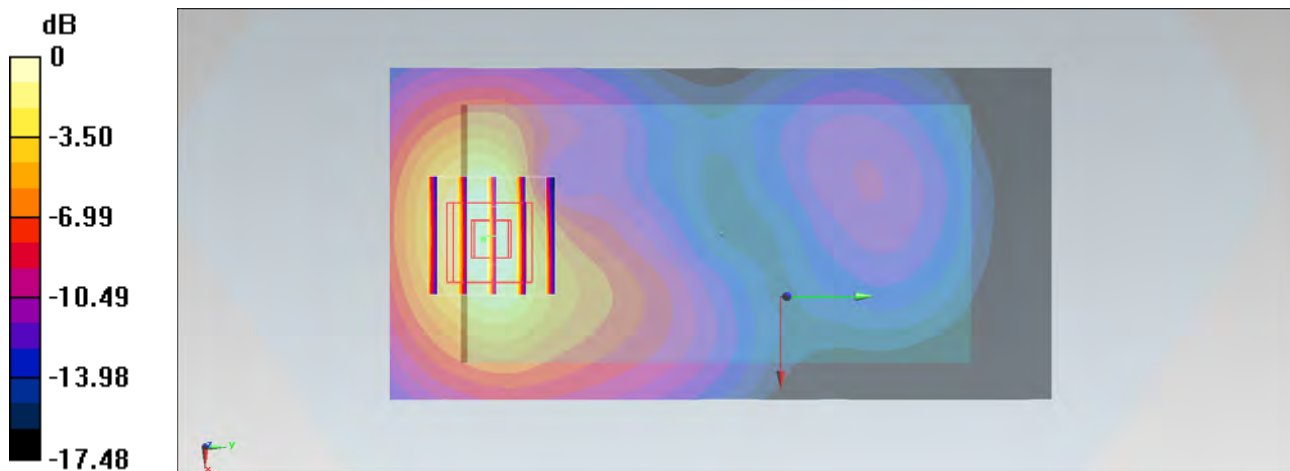
**Configuration/Ch1312/Zoom Scan (5x5x7)/Cube 0:** Measurement grid: dx=8mm, dy=8mm, dz=5mm

Reference Value = 32.158 V/m; Power Drift = 0.10 dB

Peak SAR (extrapolated) = 1.91 W/kg

**SAR(1 g) = 1.22 W/kg; SAR(10 g) = 0.708 W/kg**

Maximum value of SAR (measured) = 1.45 W/kg



0 dB = 1.45 W/kg = 1.61 dBW/kg

## #113\_WCDMA IV\_RMC 12.2Kbps\_Back\_1.5cm\_Ch1513;Battery1\_With Scanner

**DUT: 322304-07**

Communication System: WCDMA; Frequency: 1752.6 MHz; Duty Cycle: 1:1

Medium: MSL\_1750\_130702 Medium parameters used:  $f = 1753$  MHz;  $\sigma = 1.531$  S/m;  $\epsilon_r = 51.754$ ;  $\rho =$

$1000$  kg/m<sup>3</sup>

Ambient Temperature : 22.3 °C ; Liquid Temperature : 21.3 °C

DASY5 Configuration:

- Probe: ES3DV3 - SN3270; ConvF(4.98, 4.98, 4.98); Calibrated: 2012/9/28;
- Sensor-Surface: 3mm (Mechanical Surface Detection)
- Electronics: DAE4 Sn778; Calibrated: 2012/8/27
- Phantom: SAM-Left; Type: QD 000 P40 C; Serial: TP-1478
- Measurement SW: DASY52, Version 52.8 (6); SEMCAD X Version 14.6.9 (7117)

**Configuration/Ch1513/Area Scan (61x121x1):** Interpolated grid: dx=1.500 mm, dy=1.500 mm  
Maximum value of SAR (interpolated) = 1.54 W/kg

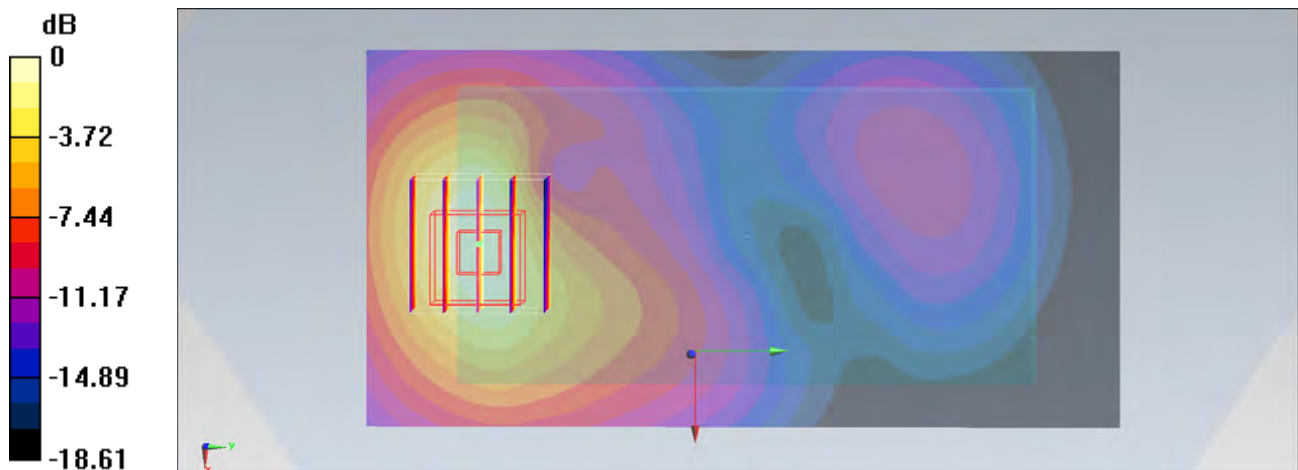
**Configuration/Ch1513/Zoom Scan (5x5x7)/Cube 0:** Measurement grid: dx=8mm, dy=8mm, dz=5mm

Reference Value = 32.599 V/m; Power Drift = 0.04 dB

Peak SAR (extrapolated) = 2.00 W/kg

**SAR(1 g) = 1.26 W/kg; SAR(10 g) = 0.735 W/kg**

Maximum value of SAR (measured) = 1.50 W/kg



0 dB = 1.50 W/kg = 1.76 dBW/kg

## #152\_WCDMA IV\_RMC 12.2Kbps\_Back\_1.5cm\_Ch1413;Battery1\_With Scanner\_Headset

**DUT: 322304-07**

Communication System:WCDMA; Frequency: 1732.6 MHz;Duty Cycle: 1:1  
 Medium: MSL\_1750\_130702 Medium parameters used:  $f = 1733$  MHz;  $\sigma = 1.512$  S/m;  $\epsilon_r = 51.816$ ;  $\rho = 1000$  kg/m<sup>3</sup>  
 Ambient Temperature : 22.3 °C ; Liquid Temperature : 21.3 °C

DASY5 Configuration:

- Probe: ES3DV3 - SN3270; ConvF(4.98, 4.98, 4.98); Calibrated: 2012/9/28;
- Sensor-Surface: 3mm (Mechanical Surface Detection)
- Electronics: DAE4 Sn778; Calibrated: 2012/8/27
- Phantom: SAM-Left; Type: QD 000 P40 C; Serial: TP-1478
- Measurement SW: DASY52, Version 52.8 (6); SEMCAD X Version 14.6.9 (7117)

**Configuration/Ch1413/Area Scan (61x121x1):** Interpolated grid: dx=1.500 mm, dy=1.500 mm  
 Maximum value of SAR (interpolated) = 1.54 W/kg

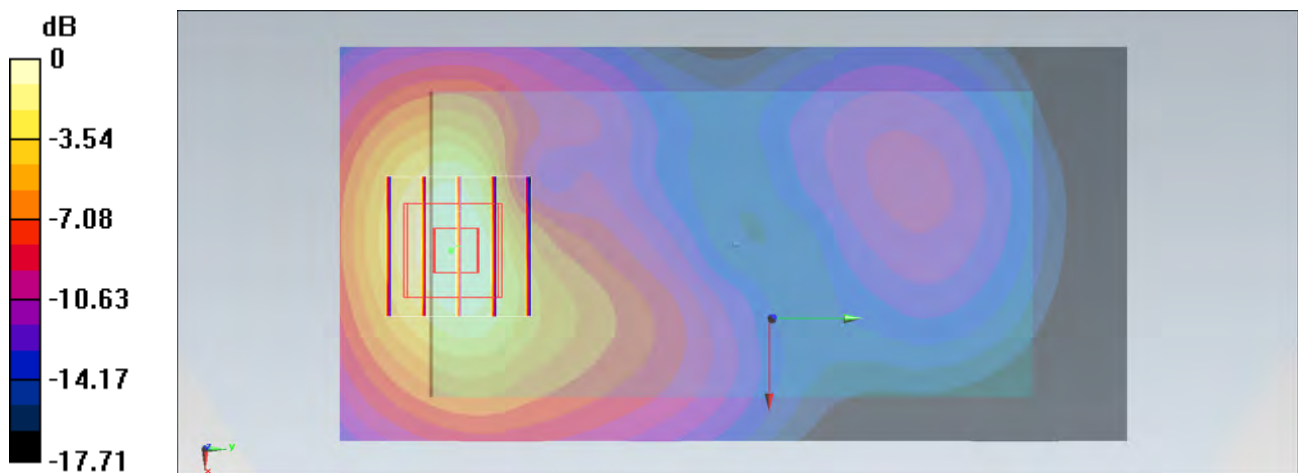
**Configuration/Ch1413/Zoom Scan (5x5x7)/Cube 0:** Measurement grid: dx=8mm, dy=8mm, dz=5mm

Reference Value = 32.265 V/m; Power Drift = -0.17 dB

Peak SAR (extrapolated) = 1.80 W/kg

**SAR(1 g) = 1.14 W/kg; SAR(10 g) = 0.668 W/kg**

Maximum value of SAR (measured) = 1.39 W/kg



0 dB = 1.39 W/kg = 1.43 dBW/kg

## #153\_WCDMA IV\_RMC 12.2Kbps\_Back\_1.5cm\_Ch1312;Battery1\_With Scanner\_Headset

**DUT: 322304-07**

Communication System:WCDMA; Frequency: 1712.4 MHz;Duty Cycle: 1:1  
 Medium: MSL\_1750\_130702 Medium parameters used:  $f = 1712.4$  MHz;  $\sigma = 1.49$  S/m;  $\epsilon_r = 51.879$ ;  $\rho = 1000$  kg/m<sup>3</sup>  
 Ambient Temperature : 22.3 °C ; Liquid Temperature : 21.3 °C

DASY5 Configuration:

- Probe: ES3DV3 - SN3270; ConvF(4.98, 4.98, 4.98); Calibrated: 2012/9/28;
- Sensor-Surface: 3mm (Mechanical Surface Detection)
- Electronics: DAE4 Sn778; Calibrated: 2012/8/27
- Phantom: SAM-Left; Type: QD 000 P40 C; Serial: TP-1478
- Measurement SW: DASY52, Version 52.8 (6); SEMCAD X Version 14.6.9 (7117)

**Configuration/Ch1312/Area Scan (61x121x1):** Interpolated grid: dx=1.500 mm, dy=1.500 mm  
 Maximum value of SAR (interpolated) = 1.82 W/kg

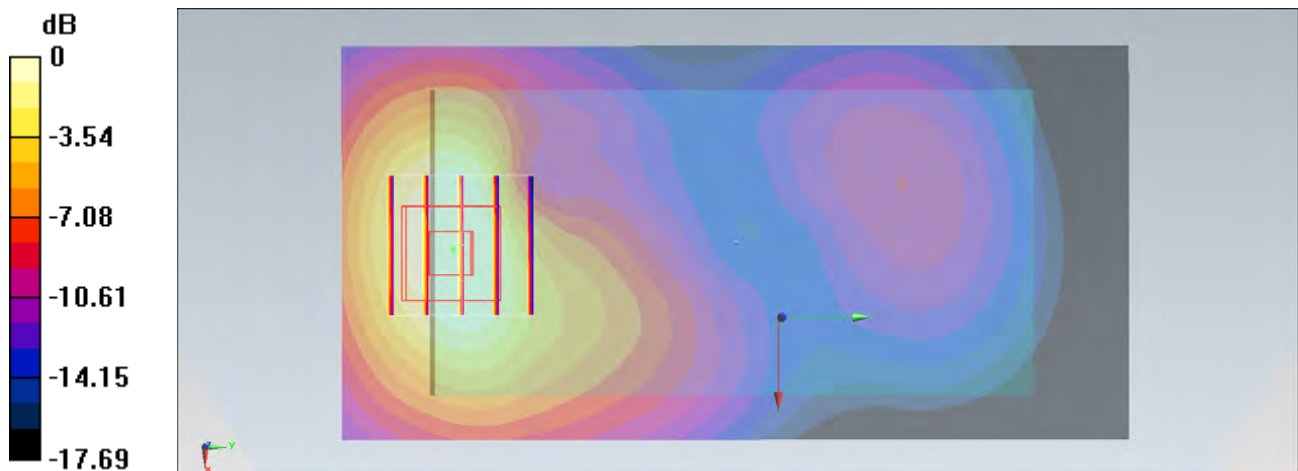
**Configuration/Ch1312/Zoom Scan (5x5x7)/Cube 0:** Measurement grid: dx=8mm, dy=8mm, dz=5mm

Reference Value = 35.501 V/m; Power Drift = -0.11 dB

Peak SAR (extrapolated) = 1.79 W/kg

**SAR(1 g) = 1.16 W/kg; SAR(10 g) = 0.690 W/kg**

Maximum value of SAR (measured) = 1.37 W/kg



0 dB = 1.37 W/kg = 1.37 dBW/kg



## #154\_WCDMA IV\_RMC 12.2Kbps\_Back\_1.5cm\_Ch1513;Battery1\_With Scanner\_Headset

**DUT: 322304-07**

Communication System:WCDMA; Frequency: 1752.6 MHz;Duty Cycle: 1:1  
 Medium: MSL\_1750\_130702 Medium parameters used:  $f = 1753$  MHz;  $\sigma = 1.531$  S/m;  $\epsilon_r = 51.754$ ;  $\rho = 1000$  kg/m<sup>3</sup>  
 Ambient Temperature : 22.3 °C ; Liquid Temperature : 21.3 °C

DASY5 Configuration:

- Probe: ES3DV3 - SN3270; ConvF(4.98, 4.98, 4.98); Calibrated: 2012/9/28;
- Sensor-Surface: 3mm (Mechanical Surface Detection)
- Electronics: DAE4 Sn778; Calibrated: 2012/8/27
- Phantom: SAM-Left; Type: QD 000 P40 C; Serial: TP-1478
- Measurement SW: DASY52, Version 52.8 (6); SEMCAD X Version 14.6.9 (7117)

**Configuration/Ch1513/Area Scan (61x121x1):** Interpolated grid: dx=1.500 mm, dy=1.500 mm  
 Maximum value of SAR (interpolated) = 1.90 W/kg

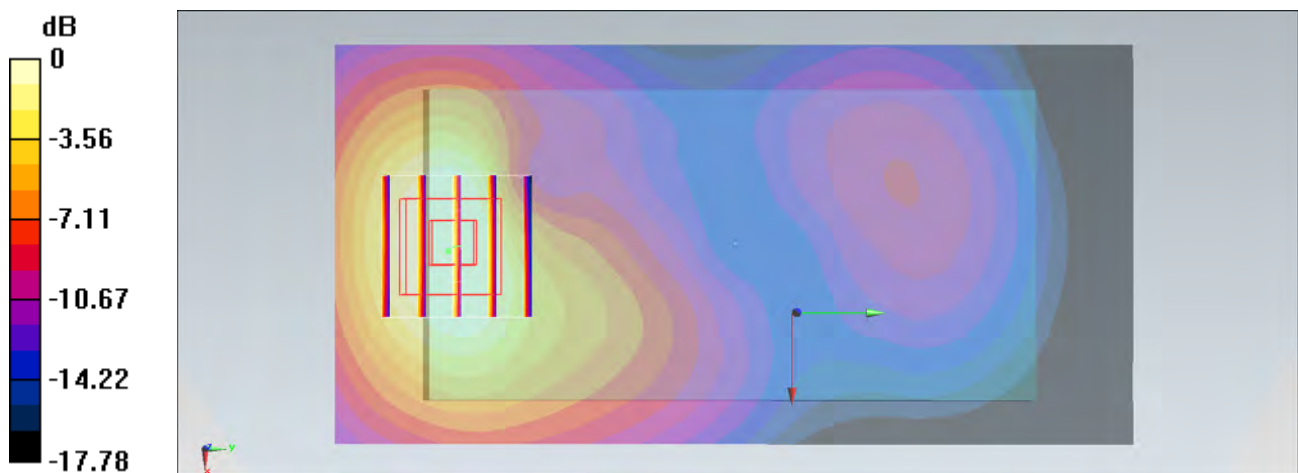
**Configuration/Ch1513/Zoom Scan (5x5x7)/Cube 0:** Measurement grid: dx=8mm, dy=8mm, dz=5mm

Reference Value = 36.046 V/m; Power Drift = -0.19 dB

Peak SAR (extrapolated) = 1.85 W/kg

**SAR(1 g) = 1.17 W/kg; SAR(10 g) = 0.679 W/kg**

Maximum value of SAR (measured) = 1.41 W/kg



0 dB = 1.41 W/kg = 1.49 dBW/kg

### #03\_WCDMA II\_RMC 12.2Kbps\_Back\_1cm\_Ch9400;Battery1\_With Scanner

**DUT: 322304-07**

Communication System: WCDMA; Frequency: 1880 MHz; Duty Cycle: 1:1

Medium: MSL\_1900\_130625 Medium parameters used:  $f = 1880$  MHz;  $\sigma = 1.515$  mho/m;  $\epsilon_r = 52.419$ ;  $\rho$

$= 1000$  kg/m<sup>3</sup>

Ambient Temperature : 22.4 °C ; Liquid Temperature : 21.4 °C

DASY5 Configuration:

- Probe: EX3DV4 - SN3792; ConvF(7.26, 7.26, 7.26); Calibrated: 2013/6/4;
- Sensor-Surface: 2mm (Mechanical Surface Detection)
- Electronics: DAE4 Sn1338; Calibrated: 2013/5/28
- Phantom: SAM Right; Type: QD000P40CC; Serial: TP:1383
- Measurement SW: DASY52, Version 52.8 (3); SEMCAD X Version 14.6.5 (6469)

**Configuration/Ch9400/Area Scan (61x121x1):** Measurement grid: dx=15mm, dy=15mm  
 Maximum value of SAR (interpolated) = 1.43 mW/g

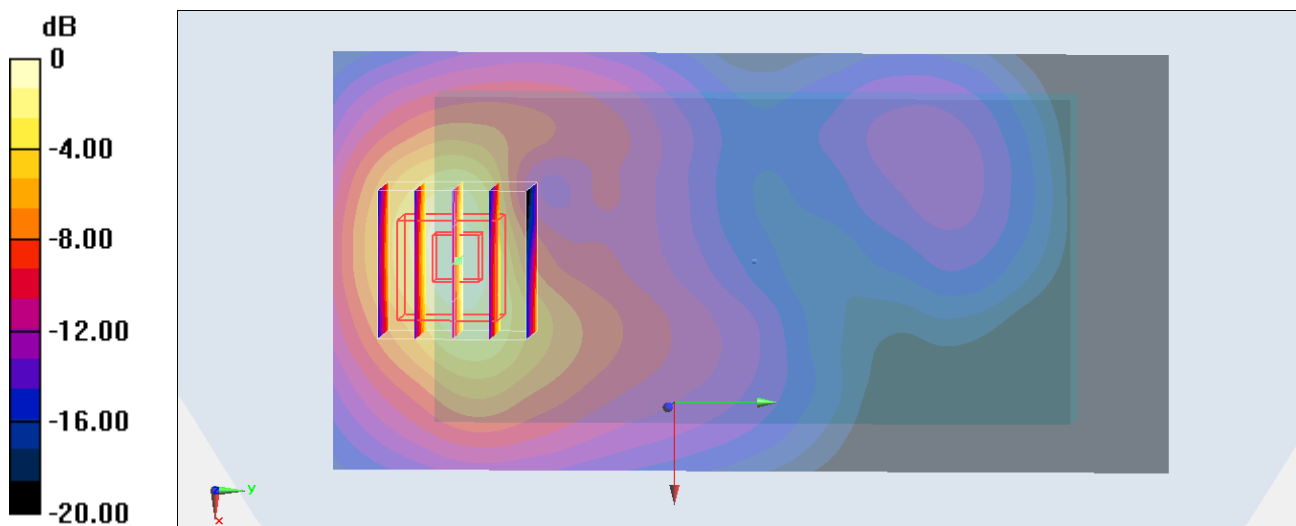
**Configuration/Ch9400/Zoom Scan (5x5x7)/Cube 0:** Measurement grid: dx=8mm, dy=8mm, dz=5mm

Reference Value = 31.465 V/m; Power Drift = 0.05 dB

Peak SAR (extrapolated) = 1.796 mW/g

**SAR(1 g) = 1.07 mW/g; SAR(10 g) = 0.572 mW/g**

Maximum value of SAR (measured) = 1.46 mW/g



0 dB = 1.46 mW/g = 3.29 dB mW/g



## #19\_WCDMA II\_RMC 12.2Kbps\_Back\_1cm\_Ch9538;Battery1\_With Scanner

**DUT: 322304-07**

Communication System: WCDMA; Frequency: 1907.6 MHz; Duty Cycle: 1:1

Medium: MSL\_1900\_130625 Medium parameters used:  $f = 1908 \text{ MHz}$ ;  $\sigma = 1.539 \text{ mho/m}$ ;  $\epsilon_r = 52.297$ ;  $\rho$

$= 1000 \text{ kg/m}^3$

Ambient Temperature :  $22.4 \text{ }^\circ\text{C}$ ; Liquid Temperature :  $21.4 \text{ }^\circ\text{C}$

DASY5 Configuration:

- Probe: EX3DV4 - SN3792; ConvF(7.26, 7.26, 7.26); Calibrated: 2013/6/4;
- Sensor-Surface: 2mm (Mechanical Surface Detection)
- Electronics: DAE4 Sn1338; Calibrated: 2013/5/28
- Phantom: SAM Right; Type: QD000P40CC; Serial: TP:1383
- Measurement SW: DASY52, Version 52.8 (3); SEMCAD X Version 14.6.5 (6469)

**Configuration/Ch9538/Area Scan (61x121x1):** Measurement grid:  $dx=15\text{mm}$ ,  $dy=15\text{mm}$   
 Maximum value of SAR (interpolated) =  $1.31 \text{ mW/g}$

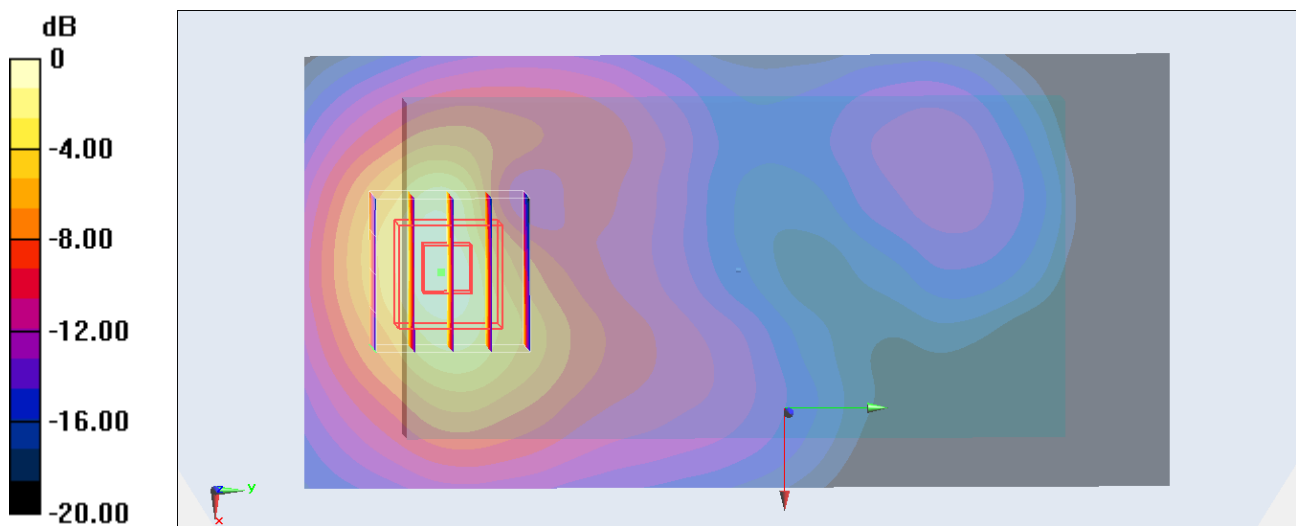
**Configuration/Ch9538/Zoom Scan (5x5x7)/Cube 0:** Measurement grid:  $dx=8\text{mm}$ ,  $dy=8\text{mm}$ ,  
 $dz=5\text{mm}$

Reference Value =  $29.515 \text{ V/m}$ ; Power Drift =  $0.09 \text{ dB}$

Peak SAR (extrapolated) =  $1.631 \text{ mW/g}$

**SAR(1 g) =  $0.967 \text{ mW/g}$ ; SAR(10 g) =  $0.514 \text{ mW/g}$**

Maximum value of SAR (measured) =  $1.33 \text{ mW/g}$



0 dB =  $1.33 \text{ mW/g} = 2.48 \text{ dB mW/g}$

## #108\_WCDMA II\_RMC 12.2Kbps\_Back\_1.5cm\_Ch9400;Battery1\_With Scanner

**DUT: 322304-07**

Communication System: WCDMA; Frequency: 1880 MHz; Duty Cycle: 1:1

Medium: MSL\_1900\_130702 Medium parameters used:  $f = 1880$  MHz;  $\sigma = 1.477$  S/m;  $\epsilon_r = 54.871$ ;  $\rho =$

$1000$  kg/m<sup>3</sup>

Ambient Temperature : 22.3 °C ; Liquid Temperature : 21.3 °C

DASY5 Configuration:

- Probe: ES3DV3 - SN3270; ConvF(4.67, 4.67, 4.67); Calibrated: 2012/9/28;
- Sensor-Surface: 3mm (Mechanical Surface Detection)
- Electronics: DAE4 Sn778; Calibrated: 2012/8/27
- Phantom: SAM-Left; Type: QD 000 P40 C; Serial: TP-1478
- Measurement SW: DASY52, Version 52.8 (6); SEMCAD X Version 14.6.9 (7117)

**Configuration/Ch9400/Area Scan (61x121x1):** Interpolated grid: dx=1.500 mm, dy=1.500 mm  
Maximum value of SAR (interpolated) = 1.30 W/kg

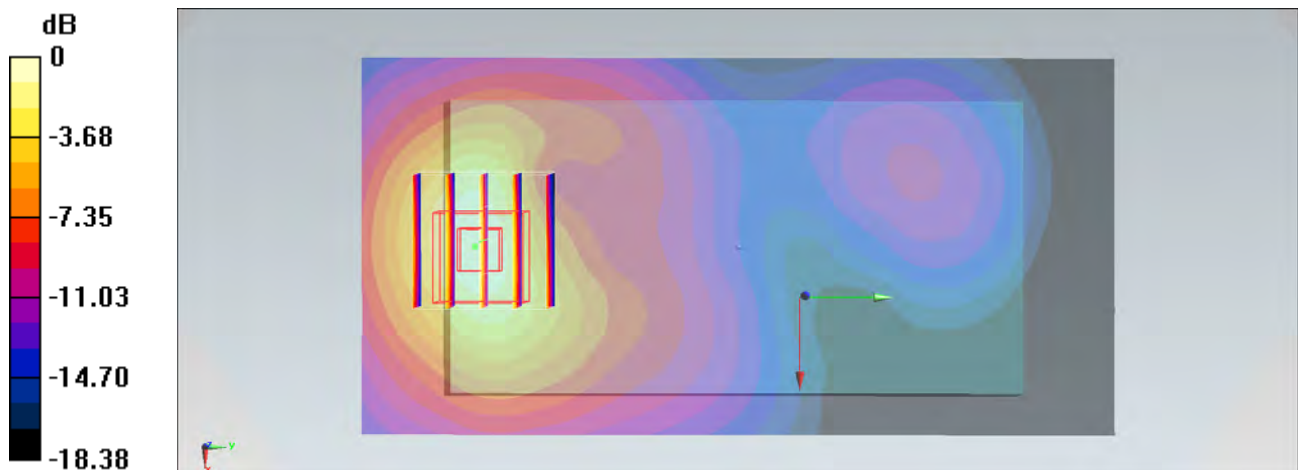
**Configuration/Ch9400/Zoom Scan (5x5x7)/Cube 0:** Measurement grid: dx=8mm, dy=8mm, dz=5mm

Reference Value = 30.533 V/m; Power Drift = 0.04 dB

Peak SAR (extrapolated) = 1.79 W/kg

**SAR(1 g) = 1.07 W/kg; SAR(10 g) = 0.597 W/kg**

Maximum value of SAR (measured) = 1.30 W/kg



0 dB = 1.30 W/kg = 1.14 dBW/kg

## #114\_WCDMA II\_RMC 12.2Kbps\_Back\_1.5cm\_Ch9262;Battery1\_With Scanner

**DUT: 322304-07**

Communication System: WCDMA; Frequency: 1852.4 MHz; Duty Cycle: 1:1

Medium: MSL\_1900\_130702 Medium parameters used:  $f = 1852.4$  MHz;  $\sigma = 1.447$  S/m;  $\epsilon_r = 54.984$ ;  $\rho =$

$1000$  kg/m<sup>3</sup>

Ambient Temperature : 22.3 °C; Liquid Temperature : 21.3 °C

DASY5 Configuration:

- Probe: ES3DV3 - SN3270; ConvF(4.67, 4.67, 4.67); Calibrated: 2012/9/28;
- Sensor-Surface: 3mm (Mechanical Surface Detection)
- Electronics: DAE4 Sn778; Calibrated: 2012/8/27
- Phantom: SAM-Left; Type: QD 000 P40 C; Serial: TP-1478
- Measurement SW: DASY52, Version 52.8 (6); SEMCAD X Version 14.6.9 (7117)

**Configuration/Ch9262/Area Scan (61x121x1):** Interpolated grid: dx=1.500 mm, dy=1.500 mm  
Maximum value of SAR (interpolated) = 1.27 W/kg

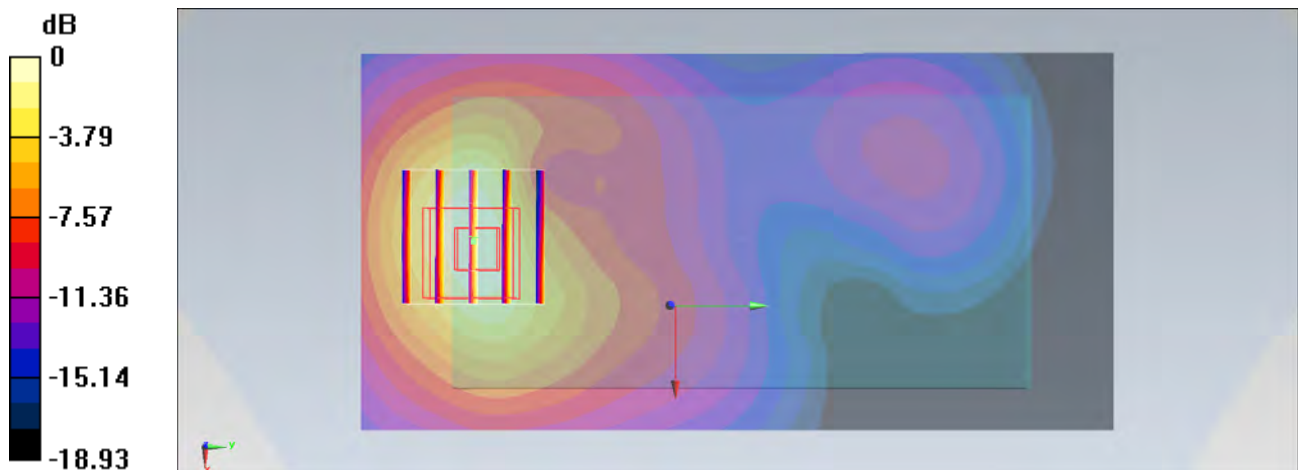
**Configuration/Ch9262/Zoom Scan (5x5x7)/Cube 0:** Measurement grid: dx=8mm, dy=8mm, dz=5mm

Reference Value = 30.514 V/m; Power Drift = -0.04 dB

Peak SAR (extrapolated) = 1.77 W/kg

**SAR(1 g) = 1.04 W/kg; SAR(10 g) = 0.586 W/kg**

Maximum value of SAR (measured) = 1.27 W/kg



0 dB = 1.27 W/kg = 1.04 dBW/kg

## #115\_WCDMA II\_RMC 12.2Kbps\_Back\_1.5cm\_Ch9538;Battery1\_With Scanner

**DUT: 322304-07**

Communication System: WCDMA; Frequency: 1907.6 MHz; Duty Cycle: 1:1

Medium: MSL\_1900\_130702 Medium parameters used:  $f = 1908$  MHz;  $\sigma = 1.511$  S/m;  $\epsilon_r = 54.834$ ;  $\rho =$

$1000$  kg/m<sup>3</sup>

Ambient Temperature : 22.3 °C; Liquid Temperature : 21.3 °C

DASY5 Configuration:

- Probe: ES3DV3 - SN3270; ConvF(4.67, 4.67, 4.67); Calibrated: 2012/9/28;
- Sensor-Surface: 3mm (Mechanical Surface Detection)
- Electronics: DAE4 Sn778; Calibrated: 2012/8/27
- Phantom: SAM-Left; Type: QD 000 P40 C; Serial: TP-1478
- Measurement SW: DASY52, Version 52.8 (6); SEMCAD X Version 14.6.9 (7117)

**Configuration/Ch9538/Area Scan (61x121x1):** Interpolated grid: dx=1.500 mm, dy=1.500 mm  
 Maximum value of SAR (interpolated) = 1.43 W/kg

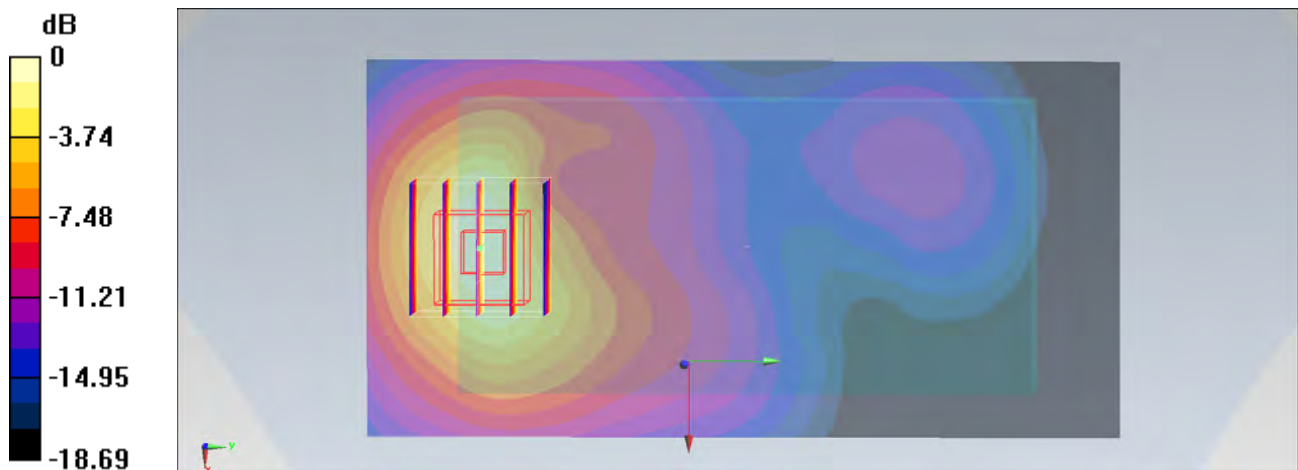
**Configuration/Ch9538/Zoom Scan (5x5x7)/Cube 0:** Measurement grid: dx=8mm, dy=8mm, dz=5mm

Reference Value = 31.728 V/m; Power Drift = 0.12 dB

Peak SAR (extrapolated) = 2.01 W/kg

**SAR(1 g) = 1.19 W/kg; SAR(10 g) = 0.665 W/kg**

Maximum value of SAR (measured) = 1.45 W/kg



0 dB = 1.45 W/kg = 1.61 dBW/kg

## #151\_WCDMA II\_RMC 12.2Kbps\_Back\_1.5cm\_Ch9400;Battery1\_With Scanner\_Headset

**DUT: 322304-07**

Communication System:WCDMA; Frequency: 1880 MHz;Duty Cycle: 1:1

Medium: MSL\_1900\_130702 Medium parameters used:  $f = 1880$  MHz;  $\sigma = 1.477$  S/m;  $\epsilon_r = 54.871$ ;  $\rho = 1000$  kg/m<sup>3</sup>

Ambient Temperature : 22.3 °C ; Liquid Temperature : 21.3 °C

DASY5 Configuration:

- Probe: ES3DV3 - SN3270; ConvF(4.67, 4.67, 4.67); Calibrated: 2012/9/28;
- Sensor-Surface: 3mm (Mechanical Surface Detection)
- Electronics: DAE4 Sn778; Calibrated: 2012/8/27
- Phantom: SAM-Left; Type: QD 000 P40 C; Serial: TP-1478
- Measurement SW: DASY52, Version 52.8 (6); SEMCAD X Version 14.6.9 (7117)

**Configuration/Ch9400/Area Scan (61x121x1):** Interpolated grid: dx=1.500 mm, dy=1.500 mm  
Maximum value of SAR (interpolated) = 1.35 W/kg

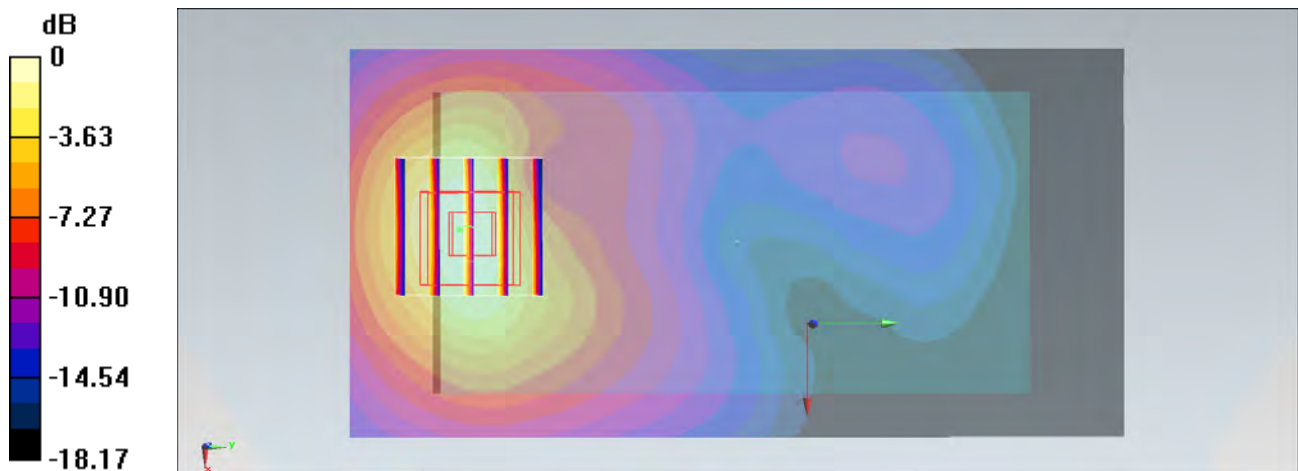
**Configuration/Ch9400/Zoom Scan (5x5x7)/Cube 0:** Measurement grid: dx=8mm, dy=8mm, dz=5mm

Reference Value = 30.866 V/m; Power Drift = 0.01 dB

Peak SAR (extrapolated) = 1.88 W/kg

**SAR(1 g) = 1.11 W/kg; SAR(10 g) = 0.617 W/kg**

Maximum value of SAR (measured) = 1.33 W/kg



0 dB = 1.33 W/kg = 1.24 dBW/kg



## #150\_WCDMA II\_RMC 12.2Kbps\_Back\_1.5cm\_Ch9262;Battery1\_With Scanner\_Headset

**DUT: 322304-07**

Communication System: WCDMA; Frequency: 1852.4 MHz; Duty Cycle: 1:1  
 Medium: MSL\_1900\_130702 Medium parameters used:  $f = 1852.4$  MHz;  $\sigma = 1.447$  S/m;  $\epsilon_r = 54.984$ ;  $\rho = 1000$  kg/m<sup>3</sup>  
 Ambient Temperature : 22.3 °C ; Liquid Temperature : 21.3 °C

DASY5 Configuration:

- Probe: ES3DV3 - SN3270; ConvF(4.67, 4.67, 4.67); Calibrated: 2012/9/28;
- Sensor-Surface: 3mm (Mechanical Surface Detection)
- Electronics: DAE4 Sn778; Calibrated: 2012/8/27
- Phantom: SAM-Left; Type: QD 000 P40 C; Serial: TP-1478
- Measurement SW: DASY52, Version 52.8 (6); SEMCAD X Version 14.6.9 (7117)

**Configuration/Ch9262/Area Scan (61x121x1):** Interpolated grid: dx=1.500 mm, dy=1.500 mm  
 Maximum value of SAR (interpolated) = 1.27 W/kg

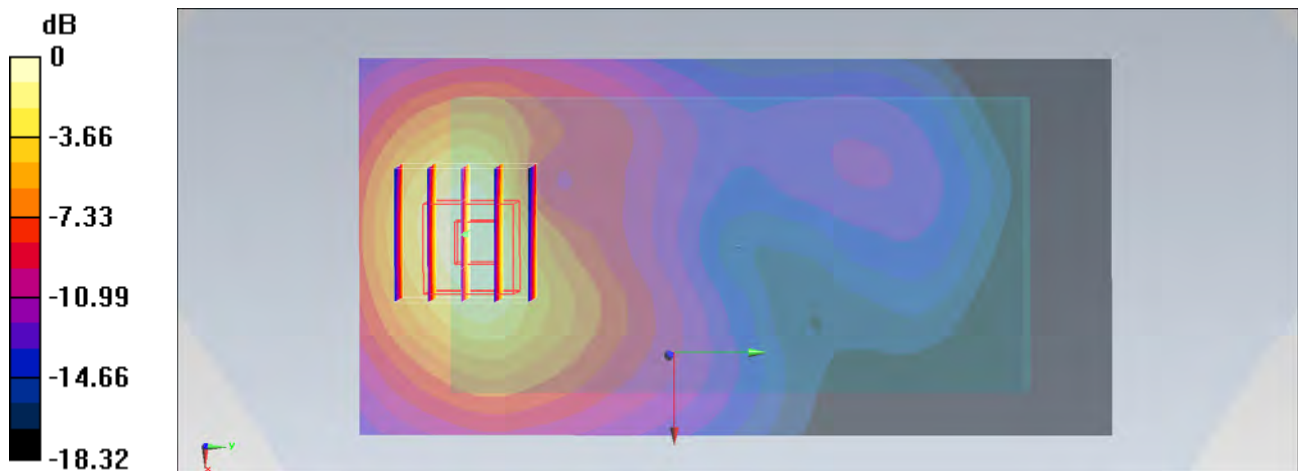
**Configuration/Ch9262/Zoom Scan (5x5x7)/Cube 0:** Measurement grid: dx=8mm, dy=8mm, dz=5mm

Reference Value = 30.437 V/m; Power Drift = 0.00 dB

Peak SAR (extrapolated) = 1.80 W/kg

**SAR(1 g) = 1.06 W/kg; SAR(10 g) = 0.594 W/kg**

Maximum value of SAR (measured) = 1.27 W/kg



0 dB = 1.27 W/kg = 1.04 dBW/kg

## #149\_WCDMA II\_RMC 12.2Kbps\_Back\_1.5cm\_Ch9538;Battery1\_With Scanner\_Headset

**DUT: 322304-07**

Communication System: WCDMA; Frequency: 1907.6 MHz; Duty Cycle: 1:1  
 Medium: MSL\_1900\_130702 Medium parameters used:  $f = 1908$  MHz;  $\sigma = 1.511$  S/m;  $\epsilon_r = 54.834$ ;  $\rho = 1000$  kg/m<sup>3</sup>  
 Ambient Temperature : 22.3 °C ; Liquid Temperature : 21.3 °C

DASY5 Configuration:

- Probe: ES3DV3 - SN3270; ConvF(4.67, 4.67, 4.67); Calibrated: 2012/9/28;
- Sensor-Surface: 3mm (Mechanical Surface Detection)
- Electronics: DAE4 Sn778; Calibrated: 2012/8/27
- Phantom: SAM-Left; Type: QD 000 P40 C; Serial: TP-1478
- Measurement SW: DASY52, Version 52.8 (6); SEMCAD X Version 14.6.9 (7117)

**Configuration/Ch9538/Area Scan (61x121x1):** Interpolated grid: dx=1.500 mm, dy=1.500 mm  
 Maximum value of SAR (interpolated) = 1.42 W/kg

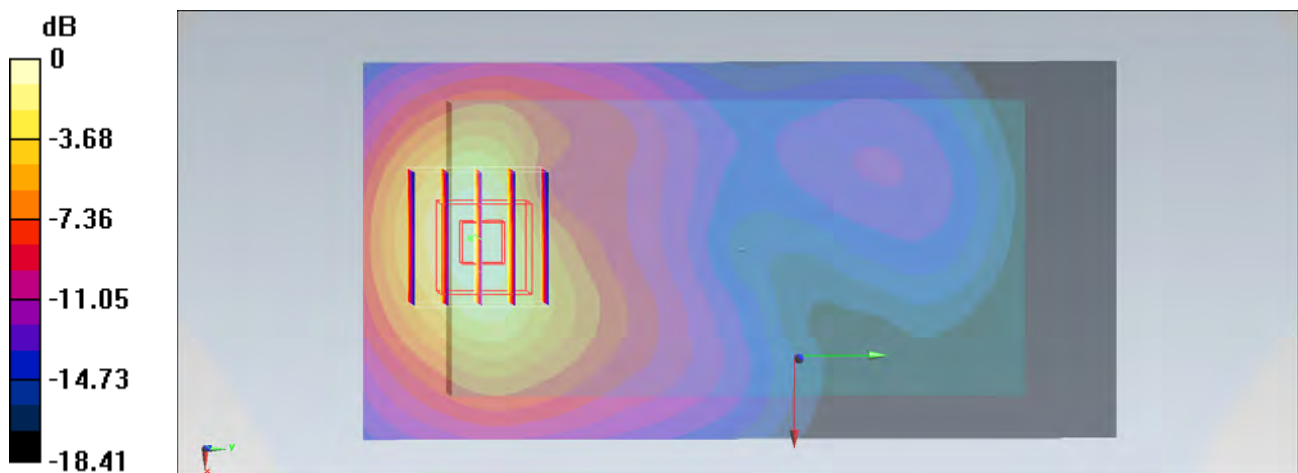
**Configuration/Ch9538/Zoom Scan (5x5x7)/Cube 0:** Measurement grid: dx=8mm, dy=8mm, dz=5mm

Reference Value = 31.771 V/m; Power Drift = -0.01 dB

Peak SAR (extrapolated) = 2.05 W/kg

**SAR(1 g) = 1.2 W/kg; SAR(10 g) = 0.664 W/kg**

Maximum value of SAR (measured) = 1.44 W/kg



0 dB = 1.44 W/kg = 1.58 dBW/kg