

### #04 HAC\_T-Coil\_GSM850\_Voice\_Ch128\_Axial (Z);Battery1\_With Scanner

**DUT: 322304-07**

Communication System: GSM850; Frequency: 824.2 MHz; Duty Cycle: 1:8.3

Medium: Air Medium parameters used:  $\sigma = 0$  S/m,  $\epsilon_r = 1$ ;  $\rho = 0$  kg/m<sup>3</sup>

Ambient Temperature : 22.7 °C

DASY5 Configuration:

- Probe: AM1DV2 - 1038; ; Calibrated: 2013/1/23
- Sensor-Surface: 0mm (Fix Surface)
- Electronics: DAE4 Sn1279; Calibrated: 2013/1/28
- Phantom: HAC Test Arch with AMCC; Type: SD HAC P01 BA;
- Measurement SW: DASY52, Version 52.8 (6); SEMCAD X Version 14.6.9 (7117)


**General Scans/z (axial) 4.2mm 50 x 50/ABM SNR(x,y,z) (13x13x1):** Measurement grid:

dx=10mm, dy=10mm

ABM1/ABM2 = 37.79 dB

ABM1 comp = 13.50 dBA/m

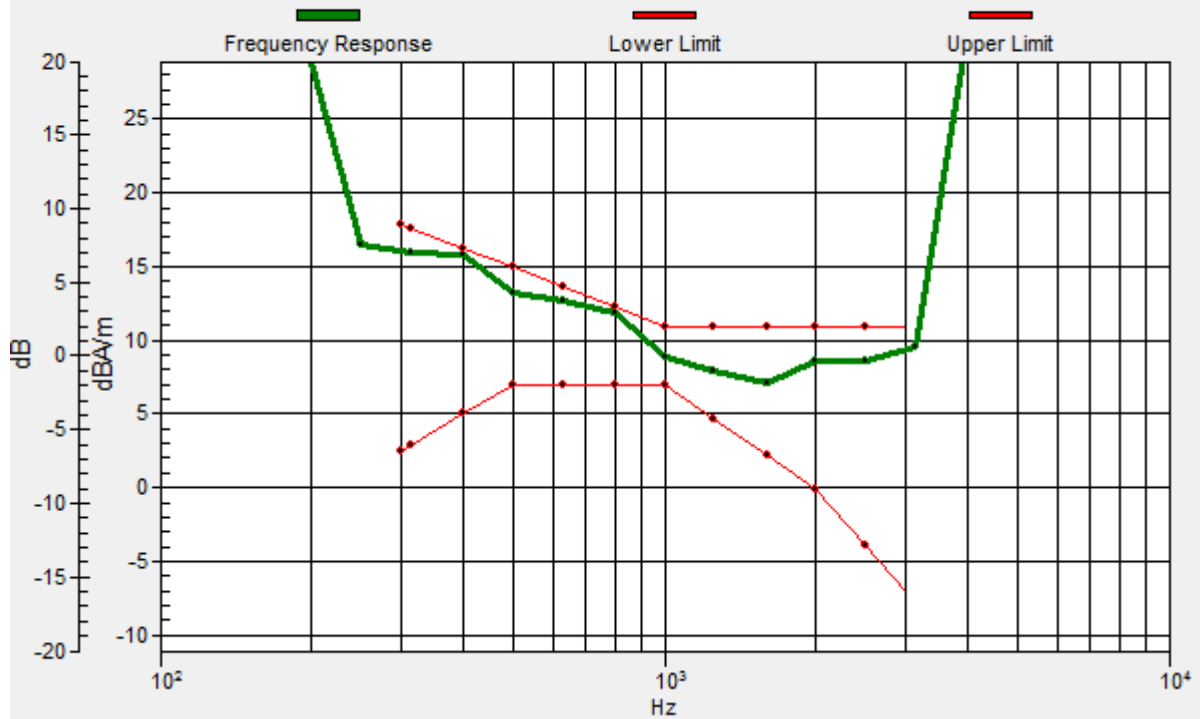
Location: 0, -8.3, 3.7 mm



0 dB = 1.000 A/m = 0.00 dBA/m

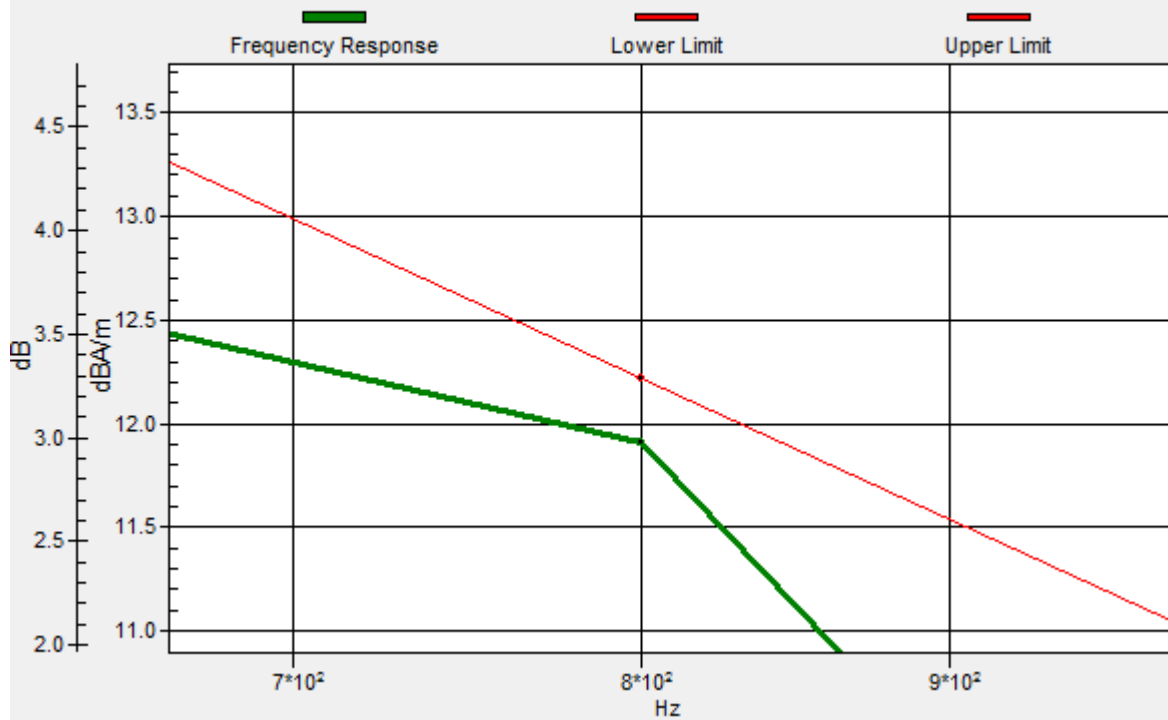
### General Scans/z (axial) wideband at best S/N/ABM Freq Resp(x,y,z,f)

Loc: 0, -8.3, 3.7 mm Diff: 0.31dB



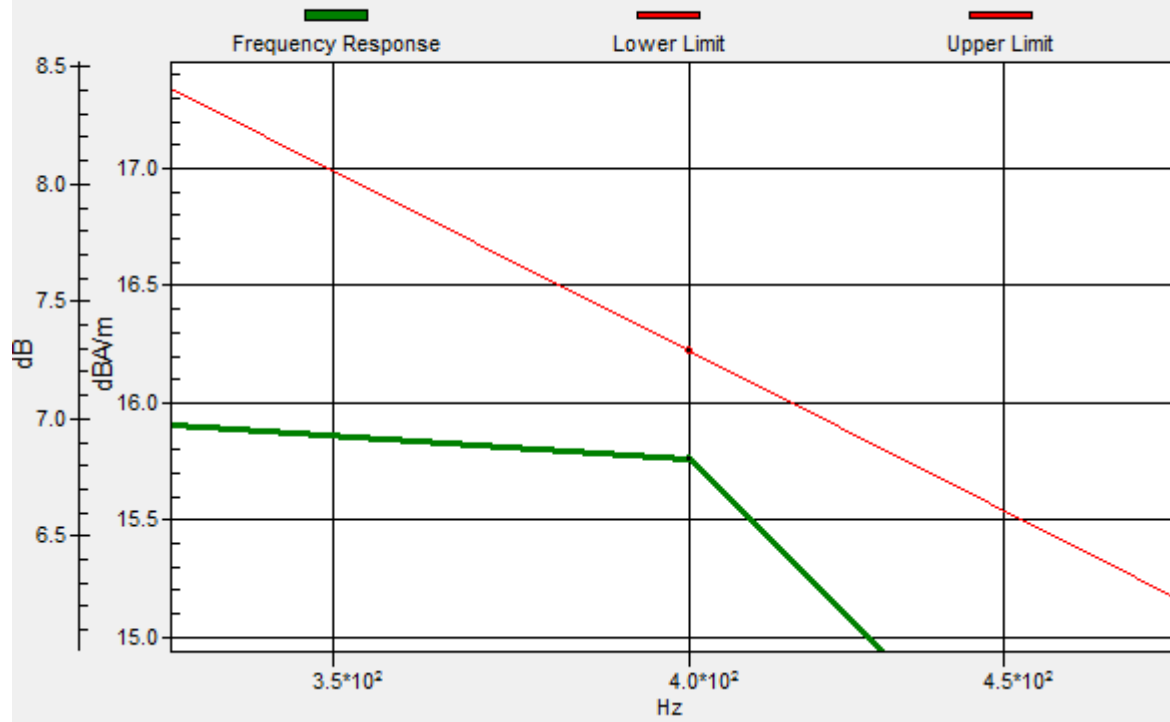
### General Scans/z (axial) wideband at best S/N/ABM Freq Resp(x,y,z,f)

Loc: 0, -8.3, 3.7 mm Diff: 0.31dB



# General Scans/z (axial) wideband at best S/N/ABM Freq Resp(x,y,z,f)

Loc: 0, -8.3, 3.7 mm Diff: 0.31dB



### #04 HAC\_T-Coil\_GSM850\_Voice\_Ch128\_Radial 2 (Y);Battery1\_With Scanner

**DUT: 322304-07**

Communication System: GSM850; Frequency: 824.2 MHz;Duty Cycle: 1:8.3

Medium: Air Medium parameters used:  $\sigma = 0$  S/m,  $\epsilon_r = 1$ ;  $\rho = 0$  kg/m<sup>3</sup>

Ambient Temperature : 22.7 °C

DASY5 Configuration:

- Probe: AM1DV2 - 1038; ; Calibrated: 2013/1/23
- Sensor-Surface: 0mm (Fix Surface)
- Electronics: DAE4 Sn1279; Calibrated: 2013/1/28
- Phantom: HAC Test Arch with AMCC; Type: SD HAC P01 BA;
- Measurement SW: DASY52, Version 52.8 (6); SEMCAD X Version 14.6.9 (7117)


### General Scans/y (transversal) 4.2mm 50 x 50/ABM SNR(x,y,z) (13x13x1): Measurement

grid: dx=10mm, dy=10mm

ABM1/ABM2 = 33.75 dB

ABM1 comp = 3.68 dBA/m

Location: 0, -20.8, 3.7 mm



0 dB = 1.000 A/m = 0.00 dBA/m

### #03 HAC\_T-Coil\_GSM850\_Voice\_Ch189\_Axial (Z);Battery1\_With Scanner

**DUT: 322304-07**

Communication System: GSM850; Frequency: 836.4 MHz; Duty Cycle: 1:8.3

Medium: Air Medium parameters used:  $\sigma = 0$  S/m,  $\epsilon_r = 1$ ;  $\rho = 0$  kg/m<sup>3</sup>

Ambient Temperature : 22.7 °C

DASY5 Configuration:

- Probe: AM1DV2 - 1038; ; Calibrated: 2013/1/23
- Sensor-Surface: 0mm (Fix Surface)
- Electronics: DAE4 Sn1279; Calibrated: 2013/1/28
- Phantom: HAC Test Arch with AMCC; Type: SD HAC P01 BA;
- Measurement SW: DASY52, Version 52.8 (6); SEMCAD X Version 14.6.9 (7117)


**General Scans/z (axial) 4.2mm 50 x 50/ABM SNR(x,y,z) (13x13x1):** Measurement grid:

dx=10mm, dy=10mm

ABM1/ABM2 = 37.83 dB

ABM1 comp = 11.72 dBA/m

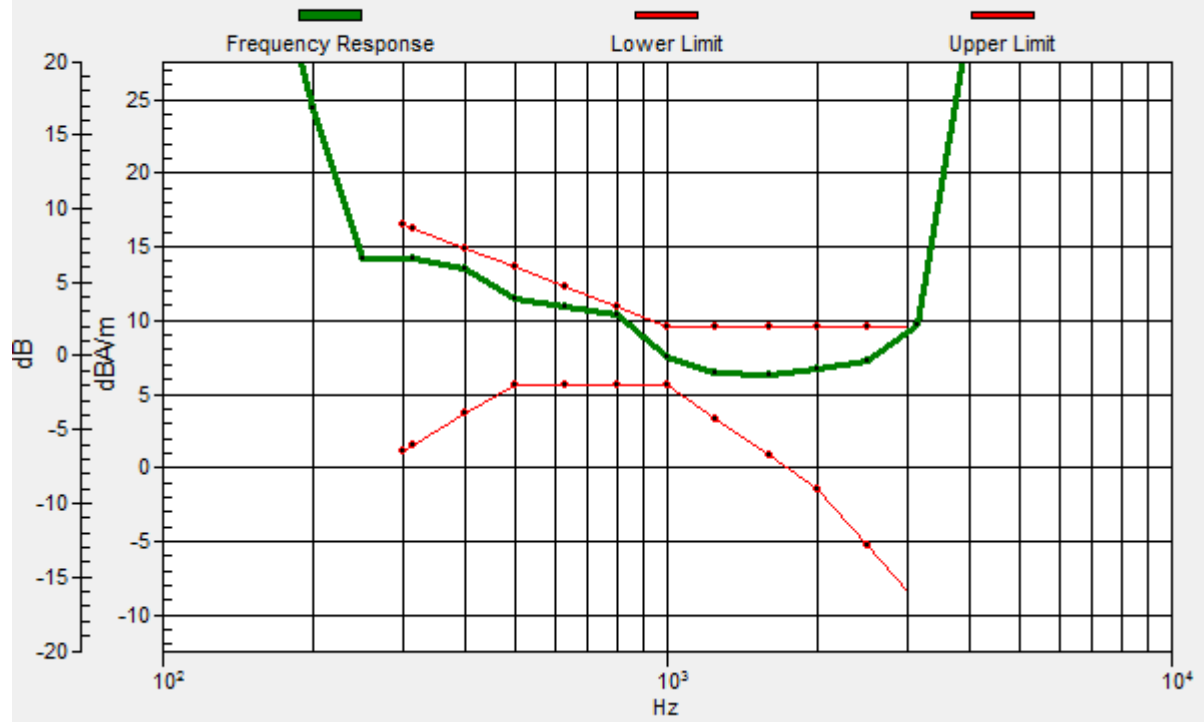
Location: 4.2, -12.5, 3.7 mm



0 dB = 1.000 A/m = 0.00 dBA/m

# General Scans/z (axial) wideband at best S/N/ABM Freq Resp(x,y,z,f)

Loc: 4.2, -12.5, 3.7 mm Diff: 0.51dB



### #03 HAC\_T-Coil\_GSM850\_Voice\_Ch189\_Radial 2 (Y);Battery1\_With Scanner

**DUT: 322304-07**

Communication System: GSM850; Frequency: 836.4 MHz;Duty Cycle: 1:8.3

Medium: Air Medium parameters used:  $\sigma = 0$  S/m,  $\epsilon_r = 1$ ;  $\rho = 0$  kg/m<sup>3</sup>

Ambient Temperature : 22.7 °C

DASY5 Configuration:

- Probe: AM1DV2 - 1038; ; Calibrated: 2013/1/23
- Sensor-Surface: 0mm (Fix Surface)
- Electronics: DAE4 Sn1279; Calibrated: 2013/1/28
- Phantom: HAC Test Arch with AMCC; Type: SD HAC P01 BA;
- Measurement SW: DASY52, Version 52.8 (6); SEMCAD X Version 14.6.9 (7117)


#### General Scans/y (transversal) 4.2mm 50 x 50/ABM SNR(x,y,z) (13x13x1): Measurement

grid: dx=10mm, dy=10mm

ABM1/ABM2 = 34.12 dB

ABM1 comp = 3.67 dBA/m

Location: 0, -20.8, 3.7 mm



0 dB = 1.000 A/m = 0.00 dBA/m

### #05 HAC\_T-Coil\_GSM850\_Voice\_Ch251\_Axial (Z);Battery1\_With Scanner

**DUT: 322304-07**

Communication System: GSM850; Frequency: 848.8 MHz; Duty Cycle: 1:8.3

Medium: Air Medium parameters used:  $\sigma = 0$  S/m,  $\epsilon_r = 1$ ;  $\rho = 0$  kg/m<sup>3</sup>

Ambient Temperature : 22.7 °C

DASY5 Configuration:

- Probe: AM1DV2 - 1038; ; Calibrated: 2013/1/23
- Sensor-Surface: 0mm (Fix Surface)
- Electronics: DAE4 Sn1279; Calibrated: 2013/1/28
- Phantom: HAC Test Arch with AMCC; Type: SD HAC P01 BA;
- Measurement SW: DASY52, Version 52.8 (6); SEMCAD X Version 14.6.9 (7117)


**General Scans/z (axial) 4.2mm 50 x 50/ABM SNR(x,y,z) (13x13x1):** Measurement grid:

dx=10mm, dy=10mm

ABM1/ABM2 = 40.32 dB

ABM1 comp = 7.29 dBA/m

Location: 4.2, -16.7, 3.7 mm

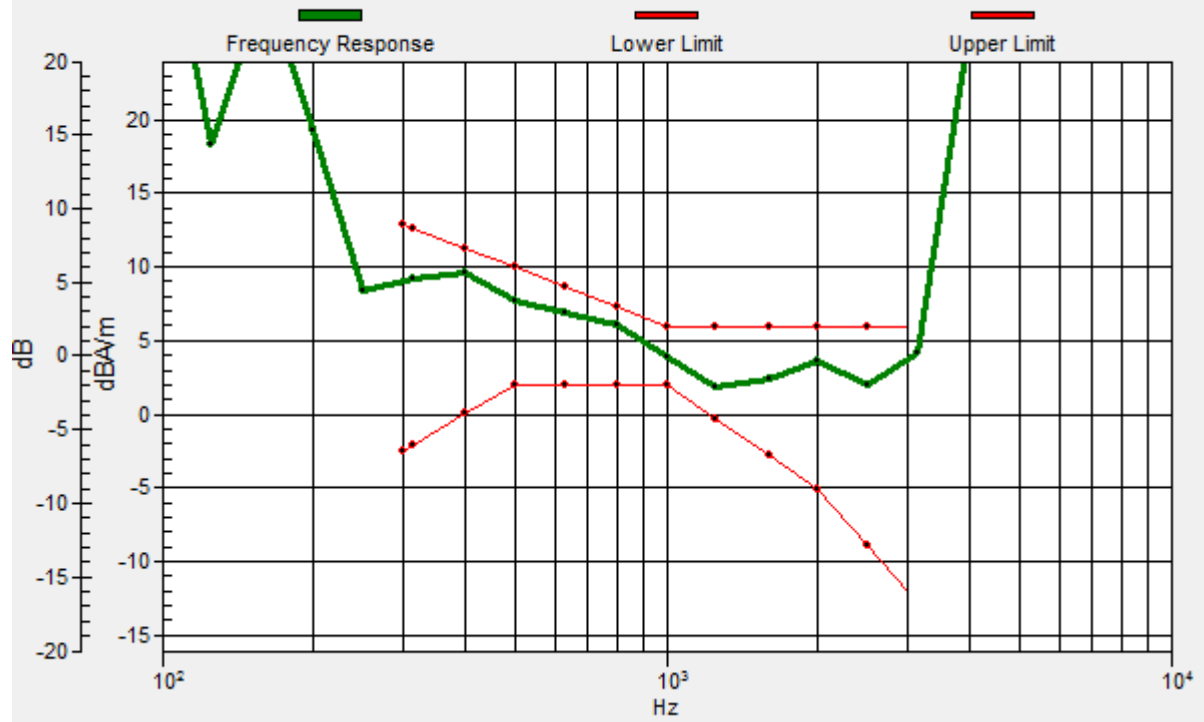


0 dB = 1.000 A/m = 0.00 dBA/m



# General Scans/z (axial) wideband at best S/N/ABM Freq Resp(x,y,z,f)

Loc: 4.2, -16.7, 3.7 mm Diff: 1.11dB



### #05 HAC\_T-Coil\_GSM850\_Voice\_Ch251\_Radial 2 (Y);Battery1\_With Scanner

**DUT: 322304-07**

Communication System: GSM850; Frequency: 848.8 MHz; Duty Cycle: 1:8.3

Medium: Air Medium parameters used:  $\sigma = 0$  S/m,  $\epsilon_r = 1$ ;  $\rho = 0$  kg/m<sup>3</sup>

Ambient Temperature : 22.7 °C

DASY5 Configuration:

- Probe: AM1DV2 - 1038; ; Calibrated: 2013/1/23
- Sensor-Surface: 0mm (Fix Surface)
- Electronics: DAE4 Sn1279; Calibrated: 2013/1/28
- Phantom: HAC Test Arch with AMCC; Type: SD HAC P01 BA;
- Measurement SW: DASY52, Version 52.8 (6); SEMCAD X Version 14.6.9 (7117)


**General Scans/y (transversal) 4.2mm 50 x 50/ABM SNR(x,y,z) (13x13x1):** Measurement

grid: dx=10mm, dy=10mm

ABM1/ABM2 = 34.13 dB

ABM1 comp = 0.80 dBA/m

Location: 0, -25, 3.7 mm



0 dB = 1.000 A/m = 0.00 dBA/m

### #18 HAC\_T-Coil\_GSM850\_Voice\_Ch128\_Axial (Z);Battery2\_With Scanner

**DUT: 322304-07**

Communication System: GSM850; Frequency: 824.2 MHz;Duty Cycle: 1:8.3

Medium: Air Medium parameters used:  $\sigma = 0$  S/m,  $\epsilon_r = 1$ ;  $\rho = 0$  kg/m<sup>3</sup>

Ambient Temperature : 22.6 °C

DASY5 Configuration:

- Probe: AM1DV2 - 1038; ; Calibrated: 2013/1/23
- Sensor-Surface: 0mm (Fix Surface)
- Electronics: DAE4 Sn1279; Calibrated: 2013/1/28
- Phantom: HAC Test Arch with AMCC; Type: SD HAC P01 BA;
- Measurement SW: DASY52, Version 52.8 (6); SEMCAD X Version 14.6.9 (7117)


**General Scans/z (axial) 4.2mm 50 x 50/ABM SNR(x,y,z) (13x13x1):** Measurement grid:

dx=10mm, dy=10mm

ABM1/ABM2 = 42.30 dB

ABM1 comp = 14.29 dBA/m

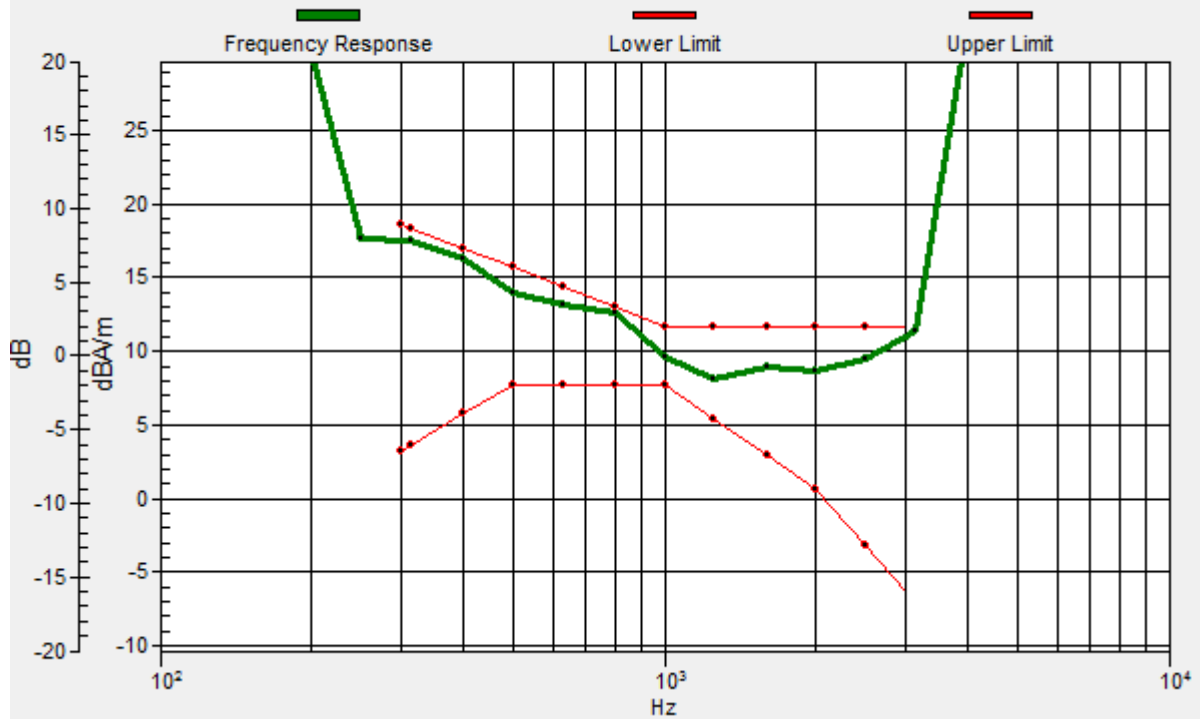
Location: 4.2, -16.7, 3.7 mm



0 dB = 1.000 A/m = 0.00 dBA/m

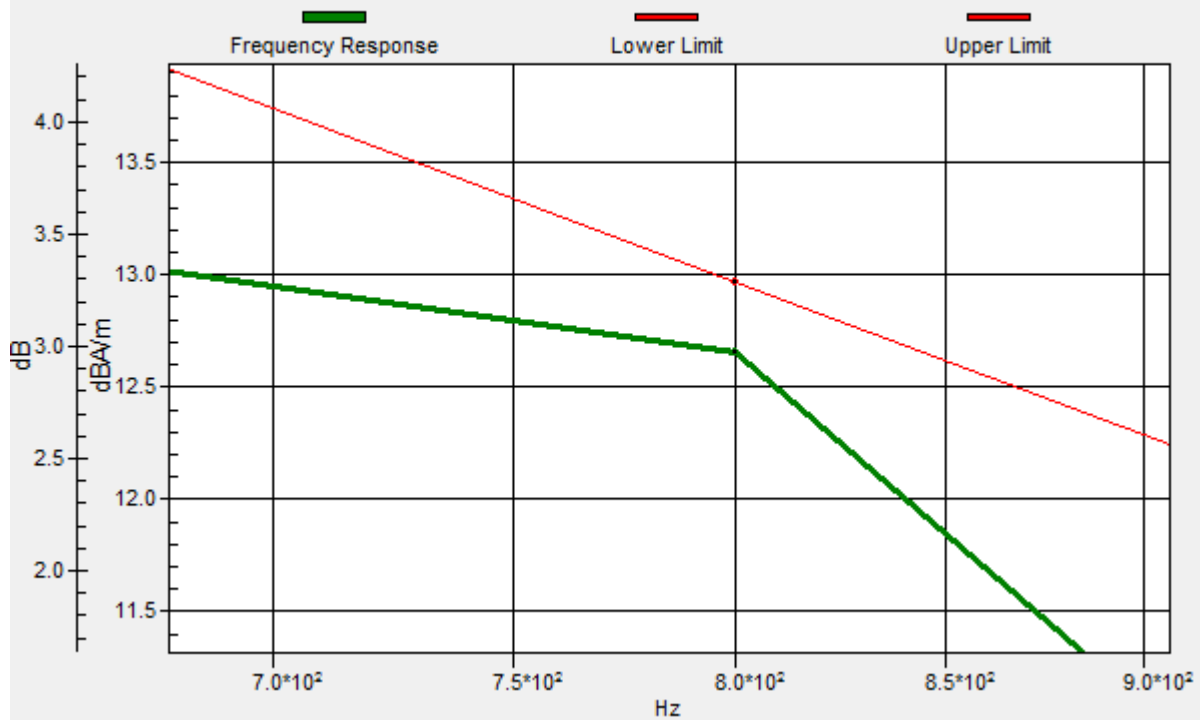
### General Scans/z (axial) wideband at best S/N/ABM Freq Resp(x,y,z,f)

Loc: 4.2, -16.7, 3.7 mm Diff: 0.31dB



### General Scans/z (axial) wideband at best S/N/ABM Freq Resp(x,y,z,f)

Loc: 4.2, -16.7, 3.7 mm Diff: 0.31dB



### #18 HAC\_T-Coil\_GSM850\_Voice\_Ch128\_Radial 2 (Y);Battery2\_With Scanner

**DUT: 322304-07**

Communication System: GSM850; Frequency: 824.2 MHz;Duty Cycle: 1:8.3

Medium: Air Medium parameters used:  $\sigma = 0$  S/m,  $\epsilon_r = 1$ ;  $\rho = 0$  kg/m<sup>3</sup>

Ambient Temperature : 22.6 °C

DASY5 Configuration:

- Probe: AM1DV2 - 1038; ; Calibrated: 2013/1/23
- Sensor-Surface: 0mm (Fix Surface)
- Electronics: DAE4 Sn1279; Calibrated: 2013/1/28
- Phantom: HAC Test Arch with AMCC; Type: SD HAC P01 BA;
- Measurement SW: DASY52, Version 52.8 (6); SEMCAD X Version 14.6.9 (7117)


#### General Scans/y (transversal) 4.2mm 50 x 50/ABM SNR(x,y,z) (13x13x1): Measurement

grid: dx=10mm, dy=10mm

ABM1/ABM2 = 39.67 dB

ABM1 comp = 4.86 dBA/m

Location: 0, -25, 3.7 mm



0 dB = 1.000 A/m = 0.00 dBA/m

### #27 HAC\_T-Coil\_GSM850\_Voice\_Ch128\_Axial (Z);Battery1\_Without Scanner

**DUT: 322304-07**

Communication System: GSM850; Frequency: 824.2 MHz; Duty Cycle: 1:8.3

Medium: Air Medium parameters used:  $\sigma = 0$  S/m,  $\epsilon_r = 1$ ;  $\rho = 0$  kg/m<sup>3</sup>

Ambient Temperature : 22.6 °C

DASY5 Configuration:

- Probe: AM1DV2 - 1038; ; Calibrated: 2013/1/23
- Sensor-Surface: 0mm (Fix Surface)
- Electronics: DAE4 Sn1279; Calibrated: 2013/1/28
- Phantom: HAC Test Arch with AMCC; Type: SD HAC P01 BA;
- Measurement SW: DASY52, Version 52.8 (6); SEMCAD X Version 14.6.9 (7117)


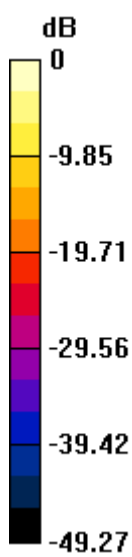
**General Scans/z (axial) 4.2mm 50 x 50/ABM SNR(x,y,z) (13x13x1):** Measurement grid:

dx=10mm, dy=10mm

ABM1/ABM2 = 41.78 dB

ABM1 comp = 14.44 dBA/m

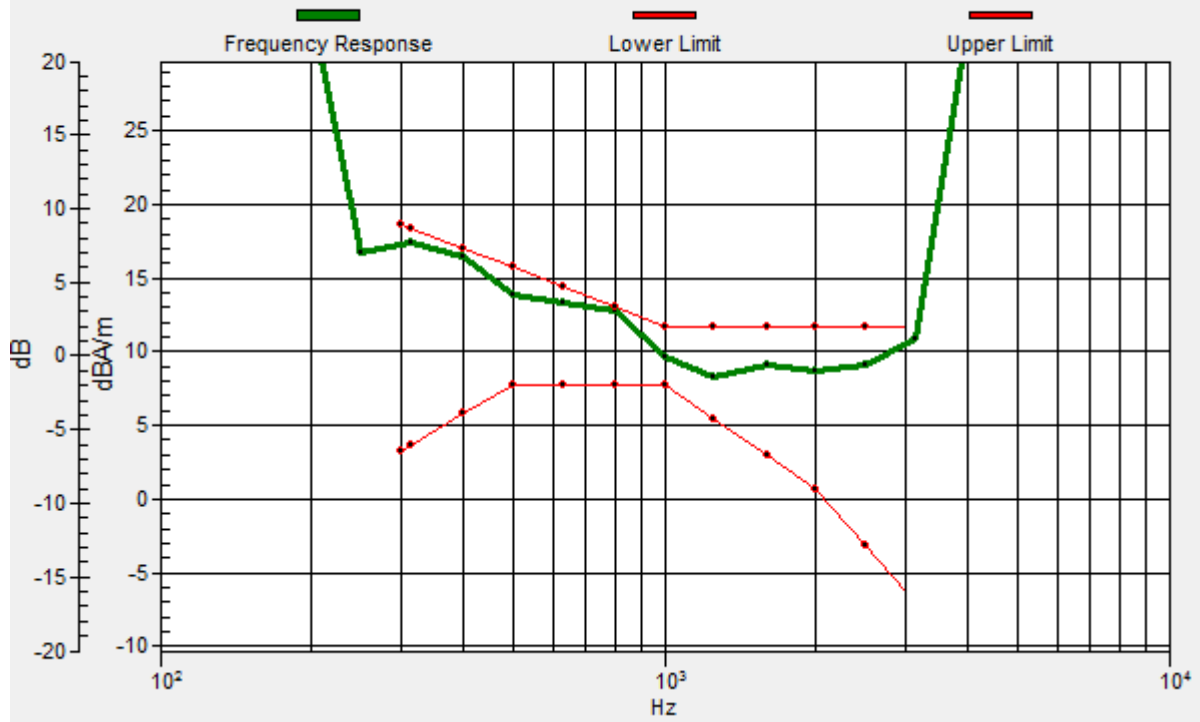
Location: 4.2, -16.7, 3.7 mm



0 dB = 1.000 A/m = 0.00 dBA/m

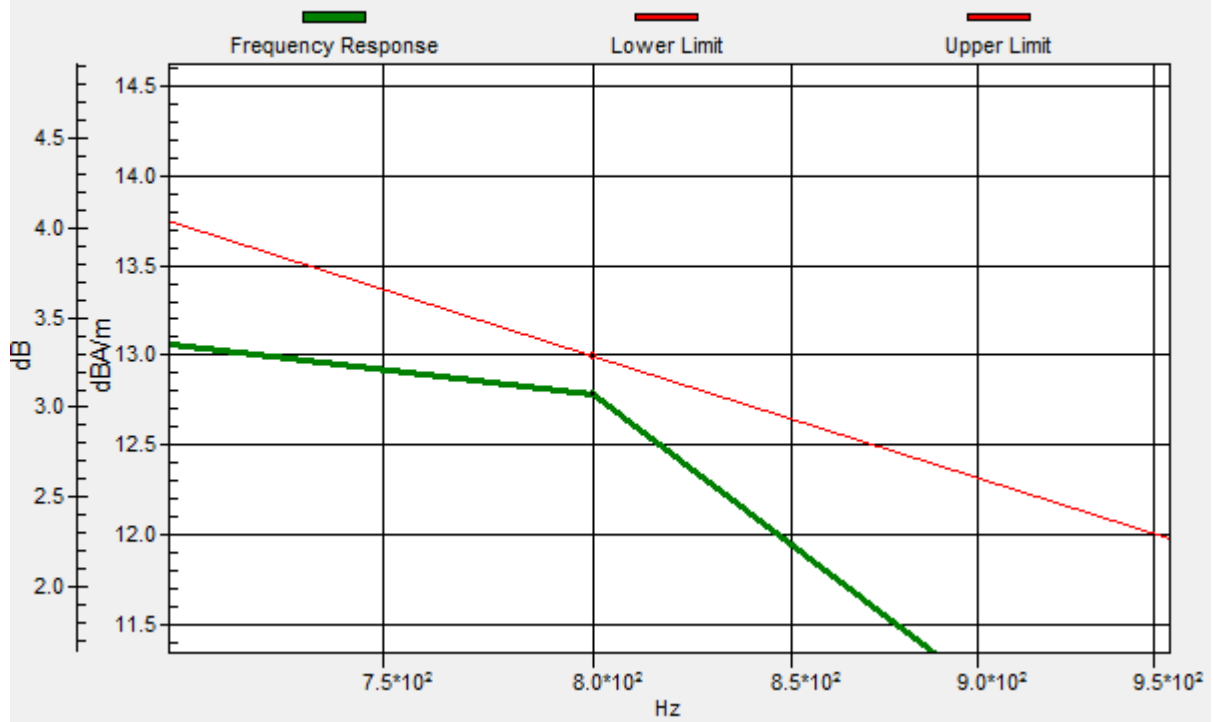
### General Scans/z (axial) wideband at best S/N/ABM Freq Resp(x,y,z,f)

Loc: 4.2, -16.7, 3.7 mm Diff: 0.21dB



### General Scans/z (axial) wideband at best S/N/ABM Freq Resp(x,y,z,f)

Loc: 4.2, -16.7, 3.7 mm Diff: 0.21dB



### #27 HAC\_T-Coil\_GSM850\_Voice\_Ch128\_Radial 2 (Y);Battery1\_Without Scanner

**DUT: 322304-07**

Communication System: GSM850; Frequency: 824.2 MHz; Duty Cycle: 1:8.3

Medium: Air Medium parameters used:  $\sigma = 0$  S/m,  $\epsilon_r = 1$ ;  $\rho = 0$  kg/m<sup>3</sup>

Ambient Temperature : 22.6 °C

DASY5 Configuration:

- Probe: AM1DV2 - 1038; ; Calibrated: 2013/1/23
- Sensor-Surface: 0mm (Fix Surface)
- Electronics: DAE4 Sn1279; Calibrated: 2013/1/28
- Phantom: HAC Test Arch with AMCC; Type: SD HAC P01 BA;
- Measurement SW: DASY52, Version 52.8 (6); SEMCAD X Version 14.6.9 (7117)


### General Scans/y (transversal) 4.2mm 50 x 50/ABM SNR(x,y,z) (13x13x1): Measurement

grid: dx=10mm, dy=10mm

ABM1/ABM2 = 36.41 dB

ABM1 comp = 4.88 dBA/m

Location: 0, -25, 3.7 mm



0 dB = 1.000 A/m = 0.00 dBA/m



### #06 HAC\_T-Coil\_GSM1900\_Voice\_Ch512\_Axial (Z);Battery1\_With Scanner

**DUT: 322304-07**

Communication System: PCS; Frequency: 1850.2 MHz;Duty Cycle: 1:8.3

Medium: Air Medium parameters used:  $\sigma = 0$  S/m,  $\epsilon_r = 1$ ;  $\rho = 0$  kg/m<sup>3</sup>

Ambient Temperature : 22.7 °C

DASY5 Configuration:

- Probe: AM1DV2 - 1038; ; Calibrated: 2013/1/23
- Sensor-Surface: 0mm (Fix Surface)
- Electronics: DAE4 Sn1279; Calibrated: 2013/1/28
- Phantom: HAC Test Arch with AMCC; Type: SD HAC P01 BA;
- Measurement SW: DASY52, Version 52.8 (6); SEMCAD X Version 14.6.9 (7117)


**General Scans/z (axial) 4.2mm 50 x 50/ABM SNR(x,y,z) (13x13x1):** Measurement grid:

dx=10mm, dy=10mm

ABM1/ABM2 = 40.44 dB

ABM1 comp = 7.33 dBA/m

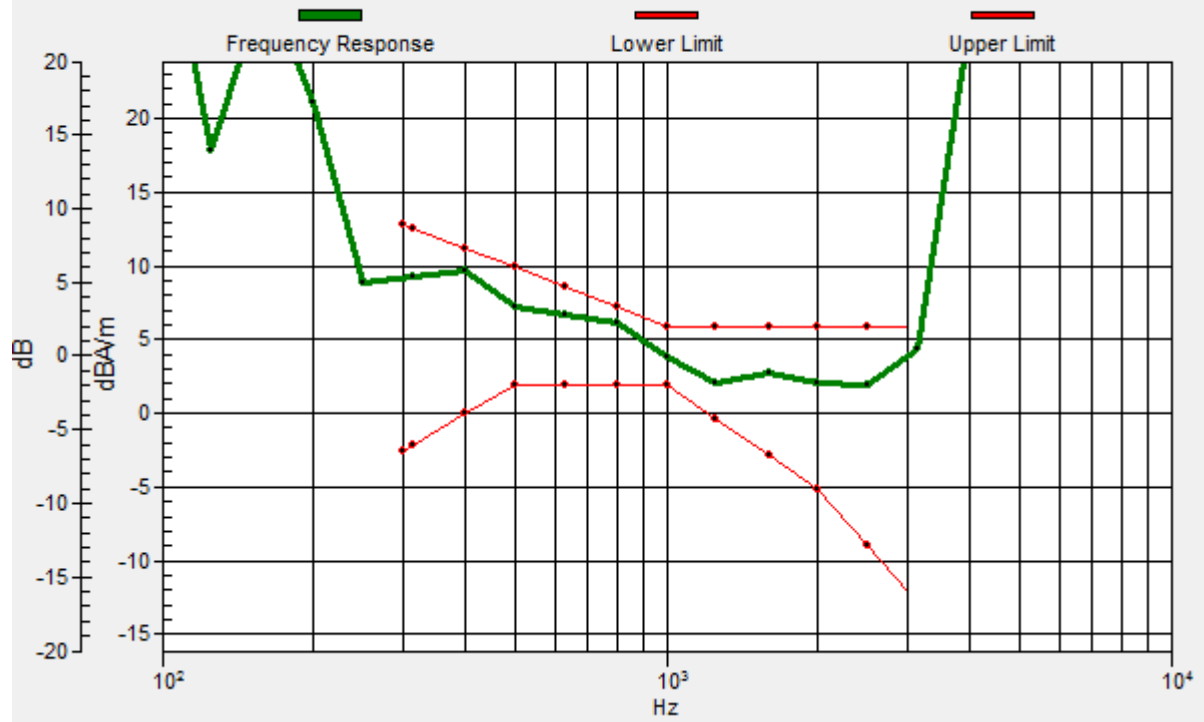
Location: 4.2, -16.7, 3.7 mm



0 dB = 1.000 A/m = 0.00 dBA/m

# General Scans/z (axial) wideband at best S/N/ABM Freq Resp(x,y,z,f)

Loc: 4.2, -16.7, 3.7 mm Diff: 1dB



### #06 HAC\_T-Coil\_GSM1900\_Voice\_Ch512\_Radial 2 (Y);Battery1\_With Scanner

**DUT: 322304-07**

Communication System: PCS; Frequency: 1850.2 MHz;Duty Cycle: 1:8.3

Medium: Air Medium parameters used:  $\sigma = 0$  S/m,  $\epsilon_r = 1$ ;  $\rho = 0$  kg/m<sup>3</sup>

Ambient Temperature : 22.7 °C

DASY5 Configuration:

- Probe: AM1DV2 - 1038; ; Calibrated: 2013/1/23
- Sensor-Surface: 0mm (Fix Surface)
- Electronics: DAE4 Sn1279; Calibrated: 2013/1/28
- Phantom: HAC Test Arch with AMCC; Type: SD HAC P01 BA;
- Measurement SW: DASY52, Version 52.8 (6); SEMCAD X Version 14.6.9 (7117)


### General Scans/y (transversal) 4.2mm 50 x 50/ABM SNR(x,y,z) (13x13x1): Measurement

grid: dx=10mm, dy=10mm

ABM1/ABM2 = 34.48 dB

ABM1 comp = 0.63 dBA/m

Location: 0, -25, 3.7 mm



0 dB = 1.000 A/m = 0.00 dBA/m

### #07 HAC\_T-Coil\_GSM1900\_Voice\_Ch661\_Axial (Z);Battery1\_With Scanner

**DUT: 322304-07**

Communication System: PCS; Frequency: 1880 MHz; Duty Cycle: 1:8.3

Medium: Air Medium parameters used:  $\sigma = 0$  S/m,  $\epsilon_r = 1$ ;  $\rho = 0$  kg/m<sup>3</sup>

Ambient Temperature : 22.7 °C

DASY5 Configuration:

- Probe: AM1DV2 - 1038; ; Calibrated: 2013/1/23
- Sensor-Surface: 0mm (Fix Surface)
- Electronics: DAE4 Sn1279; Calibrated: 2013/1/28
- Phantom: HAC Test Arch with AMCC; Type: SD HAC P01 BA;
- Measurement SW: DASY52, Version 52.8 (6); SEMCAD X Version 14.6.9 (7117)


**General Scans/z (axial) 4.2mm 50 x 50/ABM SNR(x,y,z) (13x13x1):** Measurement grid:

dx=10mm, dy=10mm

ABM1/ABM2 = 38.14 dB

ABM1 comp = 12.84 dBA/m

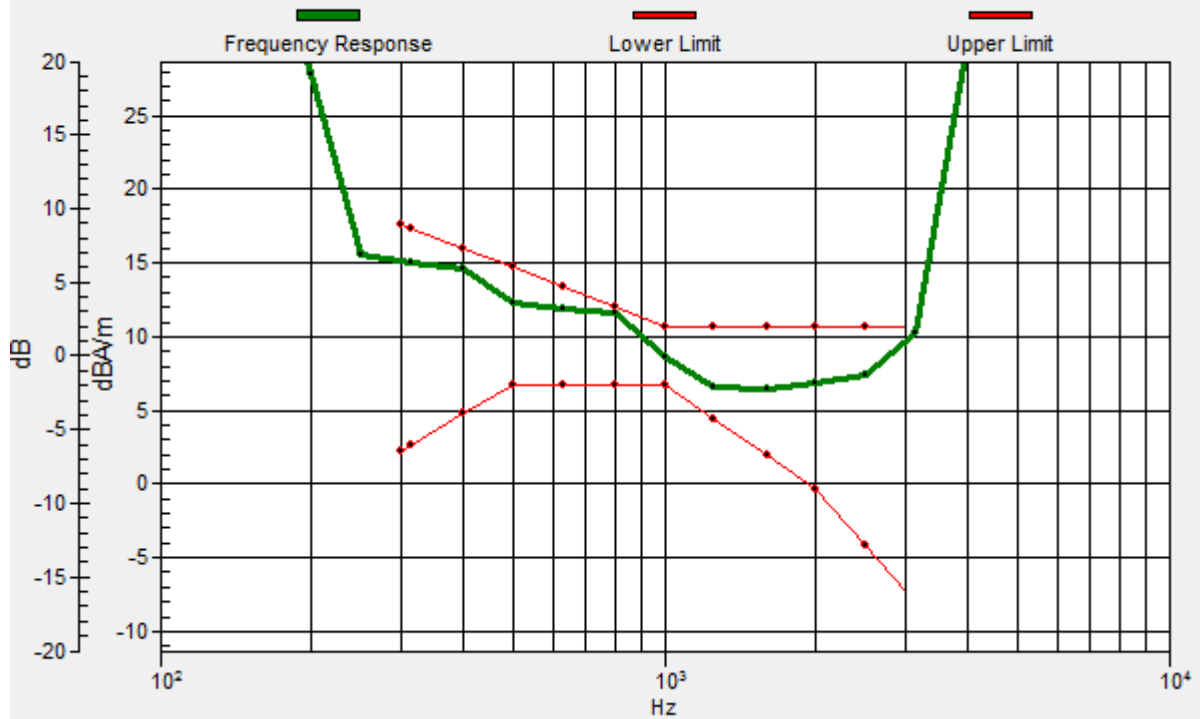
Location: 4.2, -12.5, 3.7 mm



0 dB = 1.000 A/m = 0.00 dBA/m

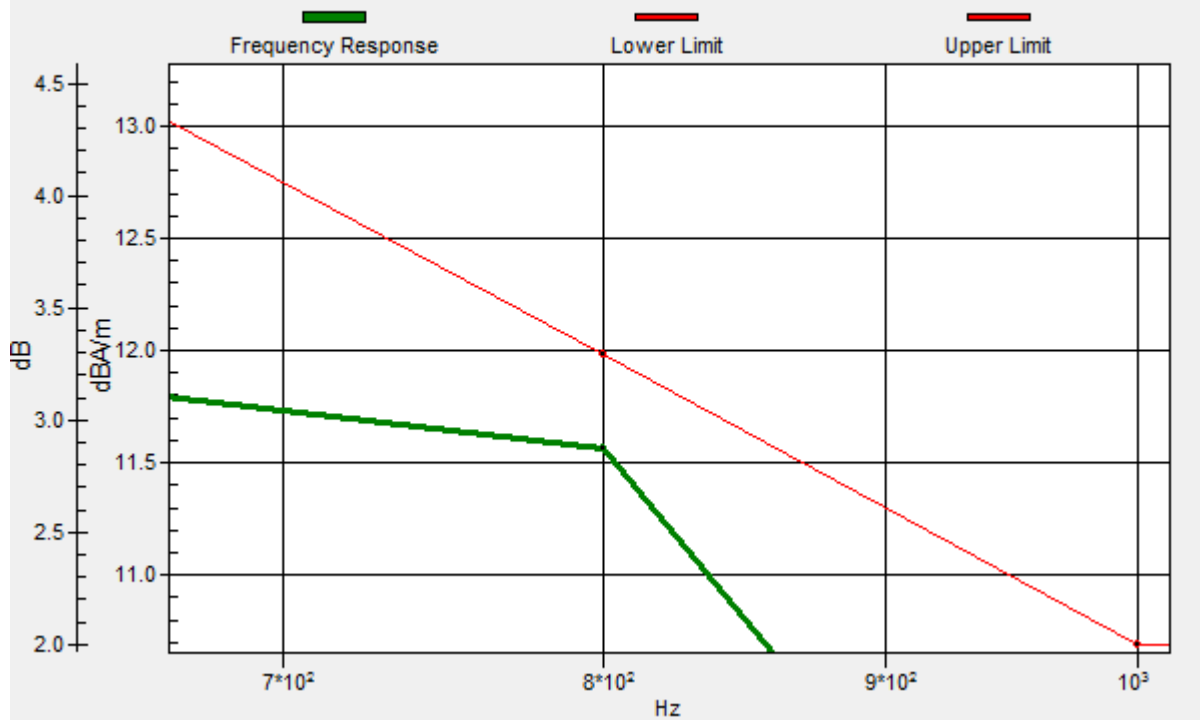
### General Scans/z (axial) wideband at best S/N/ABM Freq Resp(x,y,z,f)

Loc: 4.2, -12.5, 3.7 mm Diff: 0.41dB



### General Scans/z (axial) wideband at best S/N/ABM Freq Resp(x,y,z,f)

Loc: 4.2, -12.5, 3.7 mm Diff: 0.41dB



### #07 HAC\_T-Coil\_GSM1900\_Voice\_Ch661\_Radial 2 (Y);Battery1\_With Scanner

**DUT: 322304-07**

Communication System: PCS; Frequency: 1880 MHz; Duty Cycle: 1:8.3

Medium: Air Medium parameters used:  $\sigma = 0$  S/m,  $\epsilon_r = 1$ ;  $\rho = 0$  kg/m<sup>3</sup>

Ambient Temperature : 22.7 °C

DASY5 Configuration:

- Probe: AM1DV2 - 1038; ; Calibrated: 2013/1/23
- Sensor-Surface: 0mm (Fix Surface)
- Electronics: DAE4 Sn1279; Calibrated: 2013/1/28
- Phantom: HAC Test Arch with AMCC; Type: SD HAC P01 BA;
- Measurement SW: DASY52, Version 52.8 (6); SEMCAD X Version 14.6.9 (7117)


### General Scans/y (transversal) 4.2mm 50 x 50/ABM SNR(x,y,z) (13x13x1): Measurement

grid: dx=10mm, dy=10mm

ABM1/ABM2 = 34.37 dB

ABM1 comp = 4.49 dBA/m

Location: 0, -20.8, 3.7 mm



0 dB = 1.000 A/m = 0.00 dBA/m

### #08 HAC\_T-Coil\_GSM1900\_Voice\_Ch810\_Axial (Z);Battery1\_With Scanner

**DUT: 322304-07**

Communication System: Frequency: 1909.8 MHz;Duty Cycle: 1:8.3

Medium: Air Medium parameters used:  $\sigma = 0$  S/m,  $\epsilon_r = 1$ ;  $\rho = 0$  kg/m<sup>3</sup>

Ambient Temperature : 22.7 °C

DASY5 Configuration:

- Probe: AM1DV2 - 1038; ; Calibrated: 2013/1/23
- Sensor-Surface: 0mm (Fix Surface)
- Electronics: DAE4 Sn1279; Calibrated: 2013/1/28
- Phantom: HAC Test Arch with AMCC; Type: SD HAC P01 BA;
- Measurement SW: DASY52, Version 52.8 (6); SEMCAD X Version 14.6.9 (7117)


**General Scans/z (axial) 4.2mm 50 x 50/ABM SNR(x,y,z) (13x13x1):** Measurement grid:

dx=10mm, dy=10mm

ABM1/ABM2 = 37.95 dB

ABM1 comp = 12.72 dBA/m

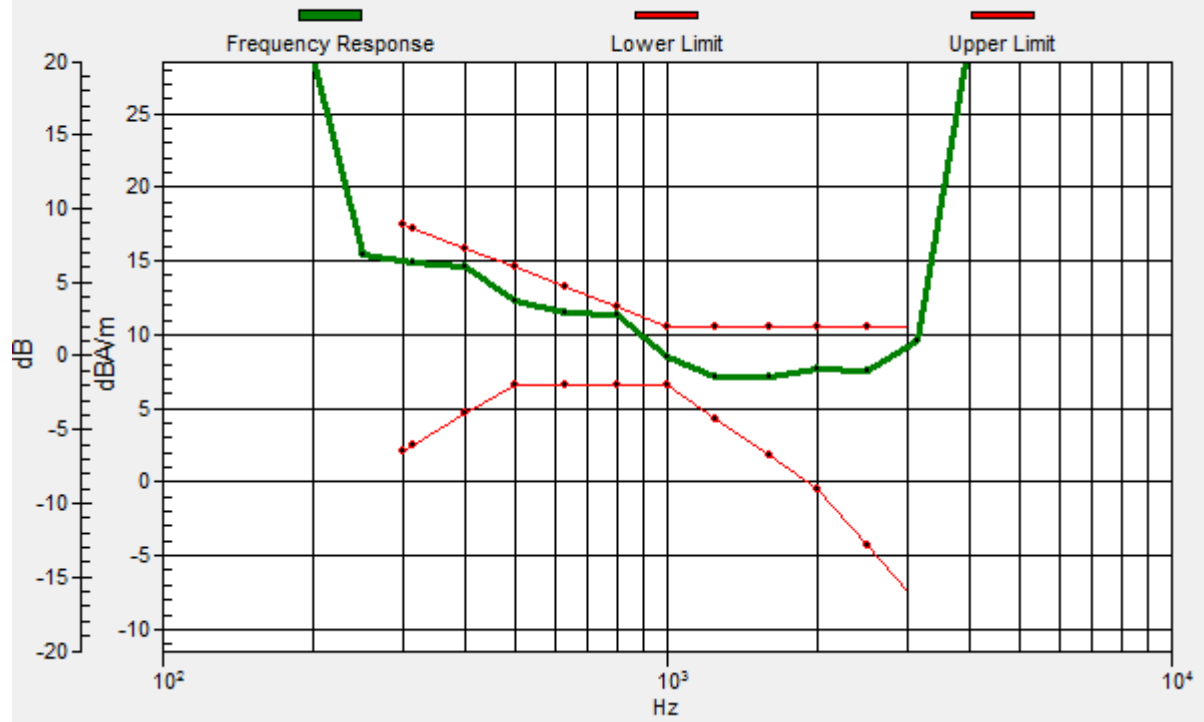
Location: 4.2, -12.5, 3.7 mm



0 dB = 1.000 A/m = 0.00 dBA/m

# General Scans/z (axial) wideband at best S/N/ABM Freq Resp(x,y,z,f)

Loc: 4.2, -12.5, 3.7 mm Diff: 0.55dB





## #08 HAC\_T-Coil\_GSM1900\_Voice\_Ch810\_Radial 2 (Y);Battery1\_With Scanner

**DUT: 322304-07**

Communication System: PCS; Frequency: 1909.8 MHz; Duty Cycle: 1:8.3

Medium: Air Medium parameters used:  $\sigma = 0$  S/m,  $\epsilon_r = 1$ ;  $\rho = 0$  kg/m<sup>3</sup>

Ambient Temperature : 22.7 °C

DASY5 Configuration:

- Probe: AM1DV2 - 1038; ; Calibrated: 2013/1/23
- Sensor-Surface: 0mm (Fix Surface)
- Electronics: DAE4 Sn1279; Calibrated: 2013/1/28
- Phantom: HAC Test Arch with AMCC; Type: SD HAC P01 BA;
- Measurement SW: DASY52, Version 52.8 (6); SEMCAD X Version 14.6.9 (7117)


**General Scans/y (transversal) 4.2mm 50 x 50/ABM SNR(x,y,z) (13x13x1):** Measurement

grid: dx=10mm, dy=10mm

ABM1/ABM2 = 34.00 dB

ABM1 comp = 4.36 dBA/m

Location: 0, -20.8, 3.7 mm



0 dB = 1.000 A/m = 0.00 dBA/m

### #19 HAC\_T-Coil\_GSM1900\_Voice\_Ch810\_Axial (Z);Battery2\_With Scanner

**DUT: 322304-07**

Communication System: PCS; Frequency: 1909.8 MHz; Duty Cycle: 1:8.3

Medium: Air Medium parameters used:  $\sigma = 0$  S/m,  $\epsilon_r = 1$ ;  $\rho = 0$  kg/m<sup>3</sup>

Ambient Temperature : 22.6 °C

DASY5 Configuration:

- Probe: AM1DV2 - 1038; ; Calibrated: 2013/1/23
- Sensor-Surface: 0mm (Fix Surface)
- Electronics: DAE4 Sn1279; Calibrated: 2013/1/28
- Phantom: HAC Test Arch with AMCC; Type: SD HAC P01 BA;
- Measurement SW: DASY52, Version 52.8 (6); SEMCAD X Version 14.6.9 (7117)


**General Scans/z (axial) 4.2mm 50 x 50/ABM SNR(x,y,z) (13x13x1):** Measurement grid:

dx=10mm, dy=10mm

ABM1/ABM2 = 42.07 dB

ABM1 comp = 14.19 dBA/m

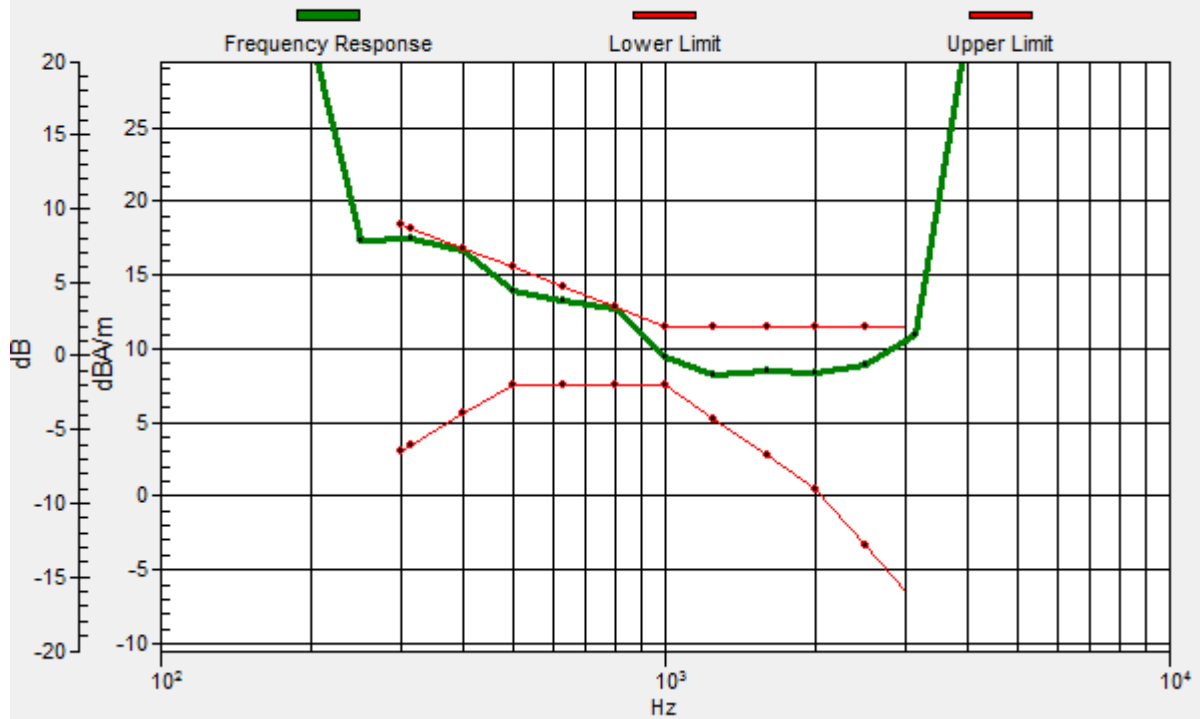
Location: 4.2, -16.7, 3.7 mm



0 dB = 1.000 A/m = 0.00 dBA/m

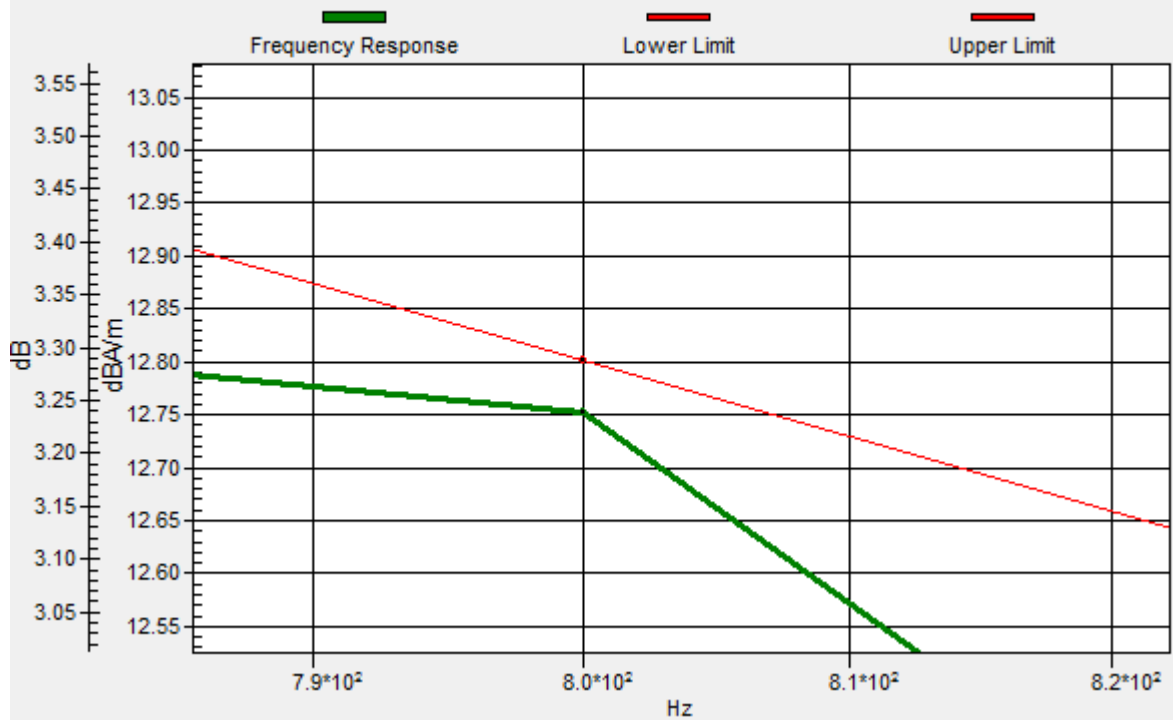
### General Scans/z (axial) wideband at best S/N/ABM Freq Resp(x,y,z,f)

Loc: 4.2, -16.7, 3.7 mm Diff: 0.05dB



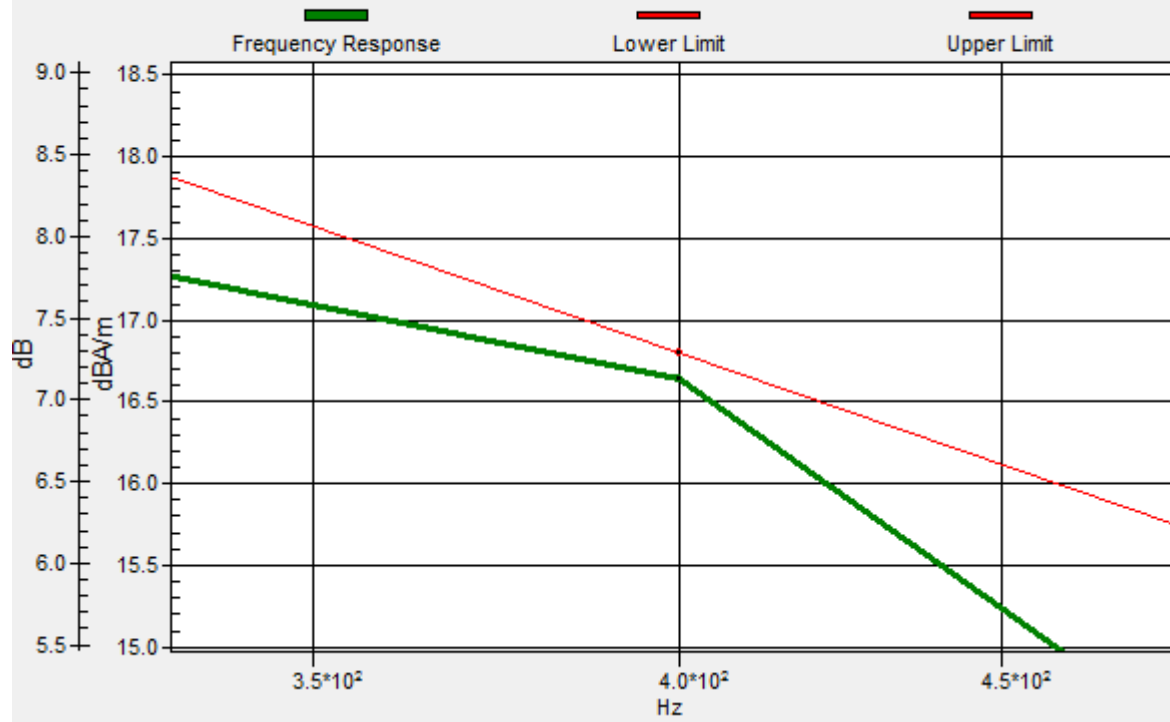
### General Scans/z (axial) wideband at best S/N/ABM Freq Resp(x,y,z,f)

Loc: 4.2, -16.7, 3.7 mm Diff: 0.05dB



# General Scans/z (axial) wideband at best S/N/ABM Freq Resp(x,y,z,f)

Loc: 4.2, -16.7, 3.7 mm Diff: 0.05dB



### #19 HAC\_T-Coil\_GSM1900\_Voice\_Ch810\_Radial 2 (Y);Battery2\_With Scanner

**DUT: 322304-07**

Communication System: PCS; Frequency: 1909.8 MHz;Duty Cycle: 1:8.3

Medium: Air Medium parameters used:  $\sigma = 0$  S/m,  $\epsilon_r = 1$ ;  $\rho = 0$  kg/m<sup>3</sup>

Ambient Temperature : 22.6 °C

DASY5 Configuration:

- Probe: AM1DV2 - 1038; ; Calibrated: 2013/1/23
- Sensor-Surface: 0mm (Fix Surface)
- Electronics: DAE4 Sn1279; Calibrated: 2013/1/28
- Phantom: HAC Test Arch with AMCC; Type: SD HAC P01 BA;
- Measurement SW: DASY52, Version 52.8 (6); SEMCAD X Version 14.6.9 (7117)


### General Scans/y (transversal) 4.2mm 50 x 50/ABM SNR(x,y,z) (13x13x1): Measurement

grid: dx=10mm, dy=10mm

ABM1/ABM2 = 39.29 dB

ABM1 comp = 4.90 dBA/m

Location: 0, -25, 3.7 mm



0 dB = 1.000 A/m = 0.00 dBA/m

### #26 HAC\_T-Coil\_GSM1900\_Voice\_Ch810\_Axial (Z);Battery1\_Without Scanner

**DUT: 322304-07**

Communication System: PCS; Frequency: 1909.8 MHz; Duty Cycle: 1:8.3

Medium: Air Medium parameters used:  $\sigma = 0$  S/m,  $\epsilon_r = 1$ ;  $\rho = 0$  kg/m<sup>3</sup>

Ambient Temperature : 22.6 °C

DASY5 Configuration:

- Probe: AM1DV2 - 1038; ; Calibrated: 2013/1/23
- Sensor-Surface: 0mm (Fix Surface)
- Electronics: DAE4 Sn1279; Calibrated: 2013/1/28
- Phantom: HAC Test Arch with AMCC; Type: SD HAC P01 BA;
- Measurement SW: DASY52, Version 52.8 (6); SEMCAD X Version 14.6.9 (7117)


**General Scans/z (axial) 4.2mm 50 x 50/ABM SNR(x,y,z) (13x13x1):** Measurement grid:

dx=10mm, dy=10mm

ABM1/ABM2 = 41.64 dB

ABM1 comp = 14.35 dBA/m

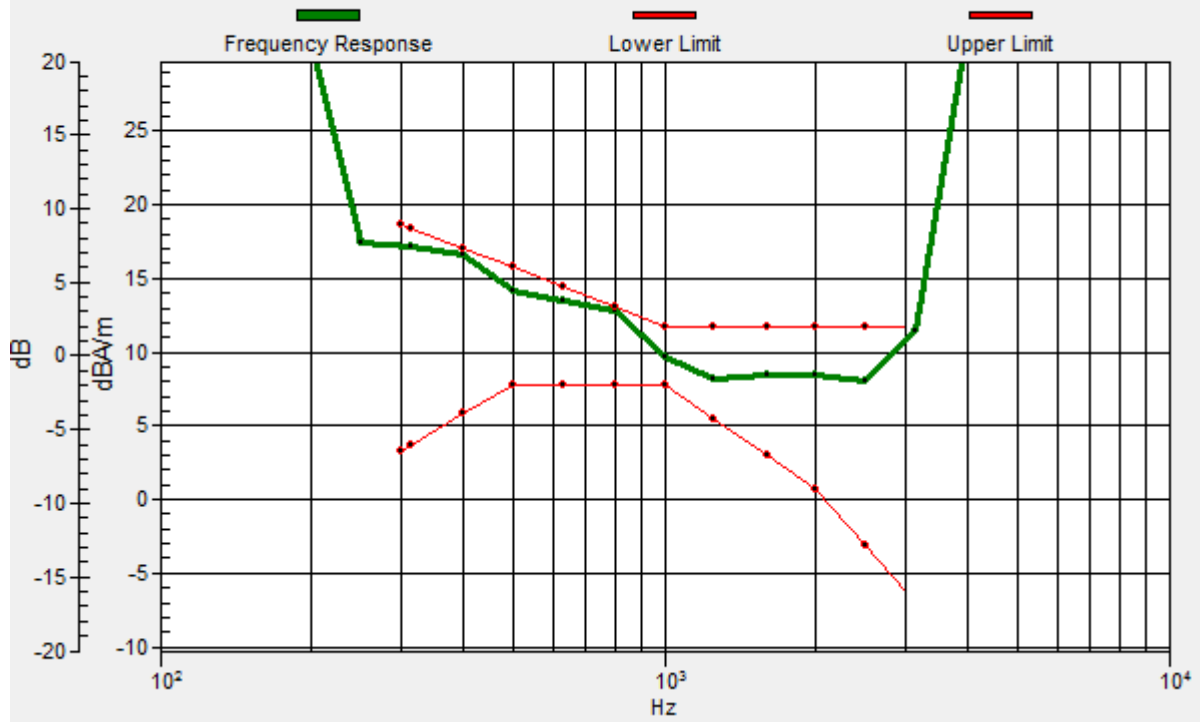
Location: 4.2, -16.7, 3.7 mm



0 dB = 1.000 A/m = 0.00 dBA/m

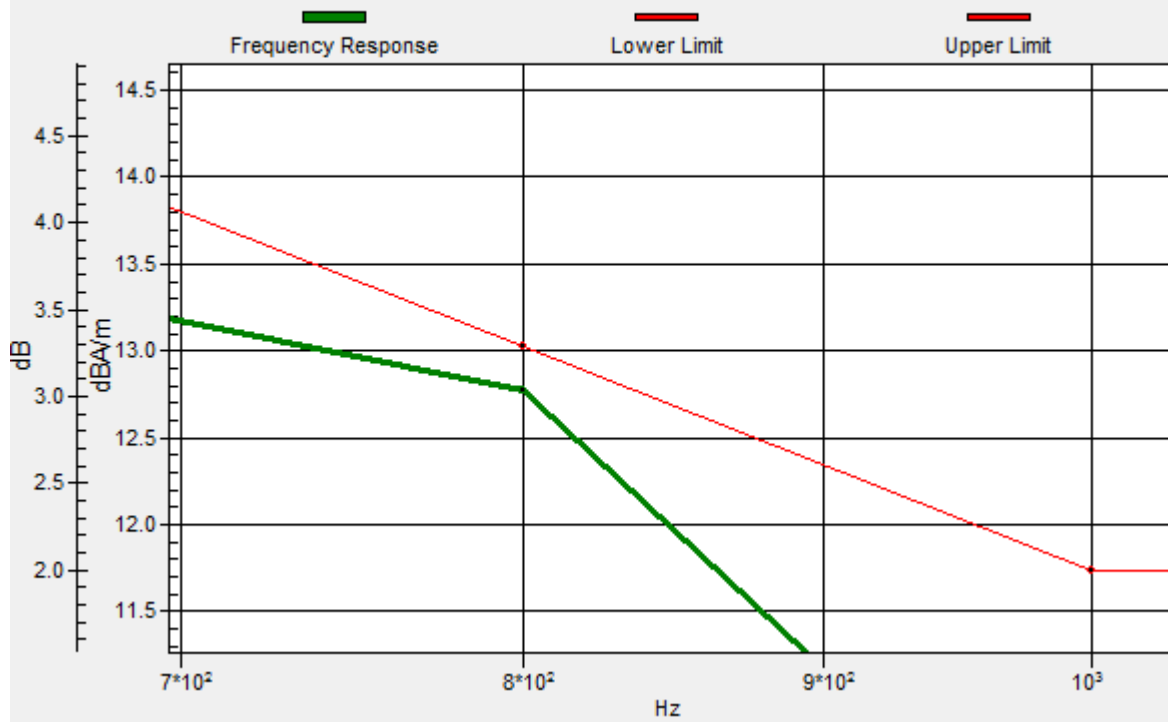
### General Scans/z (axial) wideband at best S/N/ABM Freq Resp(x,y,z,f)

Loc: 4.2, -16.7, 3.7 mm Diff: 0.25dB



### General Scans/z (axial) wideband at best S/N/ABM Freq Resp(x,y,z,f)

Loc: 4.2, -16.7, 3.7 mm Diff: 0.25dB



## #26 HAC\_T-Coil\_GSM1900\_Voice\_Ch810\_Radial 2 (Y);Battery1\_Without Scanner

**DUT: 322304-07**

Communication System: PCS; Frequency: 1909.8 MHz;Duty Cycle: 1:8.3

Medium: Air Medium parameters used:  $\sigma = 0$  S/m,  $\epsilon_r = 1$ ;  $\rho = 0$  kg/m<sup>3</sup>

Ambient Temperature : 22.6 °C

DASY5 Configuration:

- Probe: AM1DV2 - 1038; ; Calibrated: 2013/1/23
- Sensor-Surface: 0mm (Fix Surface)
- Electronics: DAE4 Sn1279; Calibrated: 2013/1/28
- Phantom: HAC Test Arch with AMCC; Type: SD HAC P01 BA;
- Measurement SW: DASY52, Version 52.8 (6); SEMCAD X Version 14.6.9 (7117)


**General Scans/y (transversal) 4.2mm 50 x 50/ABM SNR(x,y,z) (13x13x1):** Measurement

grid: dx=10mm, dy=10mm

ABM1/ABM2 = 36.12 dB

ABM1 comp = 4.84 dBA/m

Location: 0, -25, 3.7 mm



0 dB = 1.000 A/m = 0.00 dBA/m



### #09 HAC\_T-Coil\_WCDMA V\_AMR12.2Kbps\_Ch4132\_Axial (Z);Battery1\_With Scanner

**DUT: 322304-07**

Communication System: WCDMA; Frequency: 826.4 MHz; Duty Cycle: 1:1

Medium: Air Medium parameters used:  $\sigma = 0$  S/m,  $\epsilon_r = 1$ ;  $\rho = 0$  kg/m<sup>3</sup>

Ambient Temperature : 22.7 °C

DASY5 Configuration:

- Probe: AM1DV2 - 1038; ; Calibrated: 2013/1/23
- Sensor-Surface: 0mm (Fix Surface)
- Electronics: DAE4 Sn1279; Calibrated: 2013/1/28
- Phantom: HAC Test Arch with AMCC; Type: SD HAC P01 BA;
- Measurement SW: DASY52, Version 52.8 (6); SEMCAD X Version 14.6.9 (7117)


**General Scans/z (axial) 4.2mm 50 x 50/ABM SNR(x,y,z) (13x13x1):** Measurement grid:

dx=10mm, dy=10mm

ABM1/ABM2 = 45.15 dB

ABM1 comp = 2.29 dBA/m

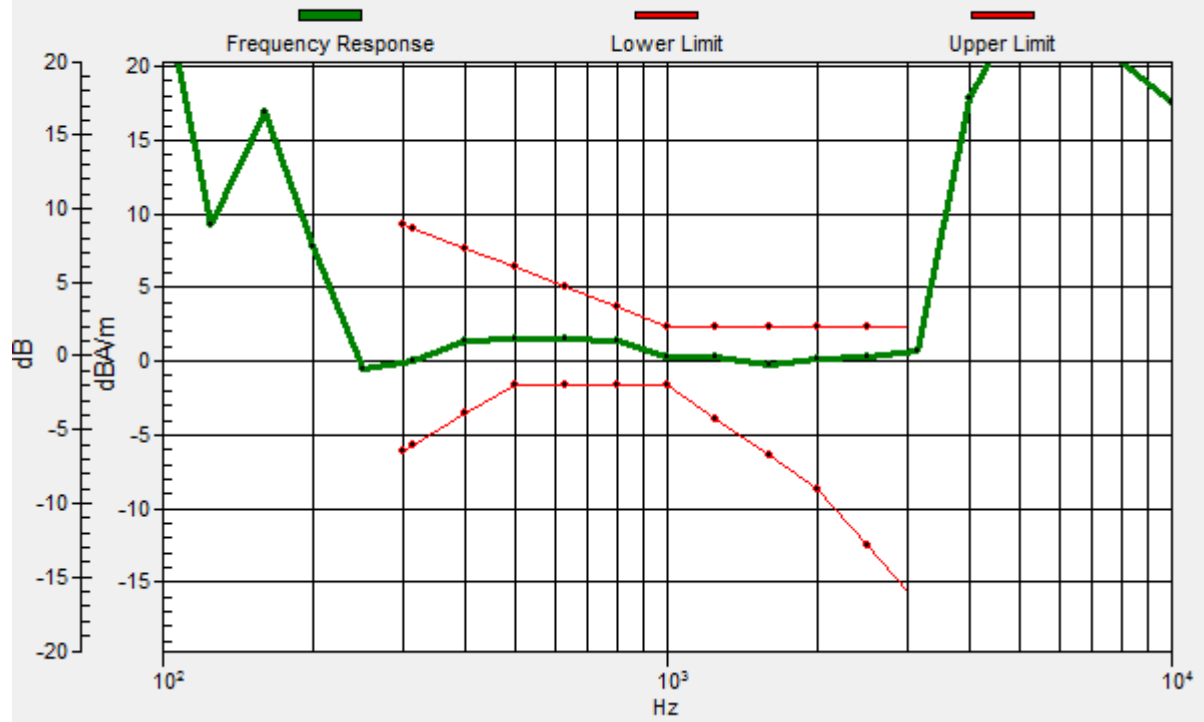
Location: 0, 4.2, 3.7 mm



0 dB = 1.000 A/m = 0.00 dBA/m

# General Scans/z (axial) wideband at best S/N/ABM Freq Resp(x,y,z,f)

Loc: 0, 4.2, 3.7 mm Diff: 1.73dB



### #09 HAC\_T-Coil\_WCDMA V\_AMR12.2Kbps\_Ch4132\_Radial 2 (Y);Battery1\_With Scanner

**DUT: 322304-07**

Communication System: WCDMA; Frequency: 826.4 MHz; Duty Cycle: 1:1

Medium: Air Medium parameters used:  $\sigma = 0$  S/m,  $\epsilon_r = 1$ ;  $\rho = 0$  kg/m<sup>3</sup>

Ambient Temperature : 22.7 °C

DASY5 Configuration:

- Probe: AM1DV2 - 1038; ; Calibrated: 2013/1/23
- Sensor-Surface: 0mm (Fix Surface)
- Electronics: DAE4 Sn1279; Calibrated: 2013/1/28
- Phantom: HAC Test Arch with AMCC; Type: SD HAC P01 BA;
- Measurement SW: DASY52, Version 52.8 (6); SEMCAD X Version 14.6.9 (7117)


#### General Scans/y (transversal) 4.2mm 50 x 50/ABM SNR(x,y,z) (13x13x1): Measurement

grid: dx=10mm, dy=10mm

ABM1/ABM2 = 43.35 dB

ABM1 comp = 5.68 dBA/m

Location: 4.2, -16.7, 3.7 mm



0 dB = 1.000 A/m = 0.00 dBA/m

### #10 HAC\_T-Coil\_WCDMA V\_AMR12.2Kbps\_Ch4182\_Axial (Z);Battery1\_With Scanner

**DUT: 322304-07**

Communication System: WCDMA; Frequency: 836.4 MHz; Duty Cycle: 1:1

Medium: Air Medium parameters used:  $\sigma = 0$  S/m,  $\epsilon_r = 1$ ;  $\rho = 0$  kg/m<sup>3</sup>

Ambient Temperature : 22.7 °C

DASY5 Configuration:

- Probe: AM1DV2 - 1038; ; Calibrated: 2013/1/23
- Sensor-Surface: 0mm (Fix Surface)
- Electronics: DAE4 Sn1279; Calibrated: 2013/1/28
- Phantom: HAC Test Arch with AMCC; Type: SD HAC P01 BA;
- Measurement SW: DASY52, Version 52.8 (6); SEMCAD X Version 14.6.9 (7117)


**General Scans/z (axial) 4.2mm 50 x 50/ABM SNR(x,y,z) (13x13x1):** Measurement grid:

dx=10mm, dy=10mm

ABM1/ABM2 = 44.56 dB

ABM1 comp = 2.12 dBA/m

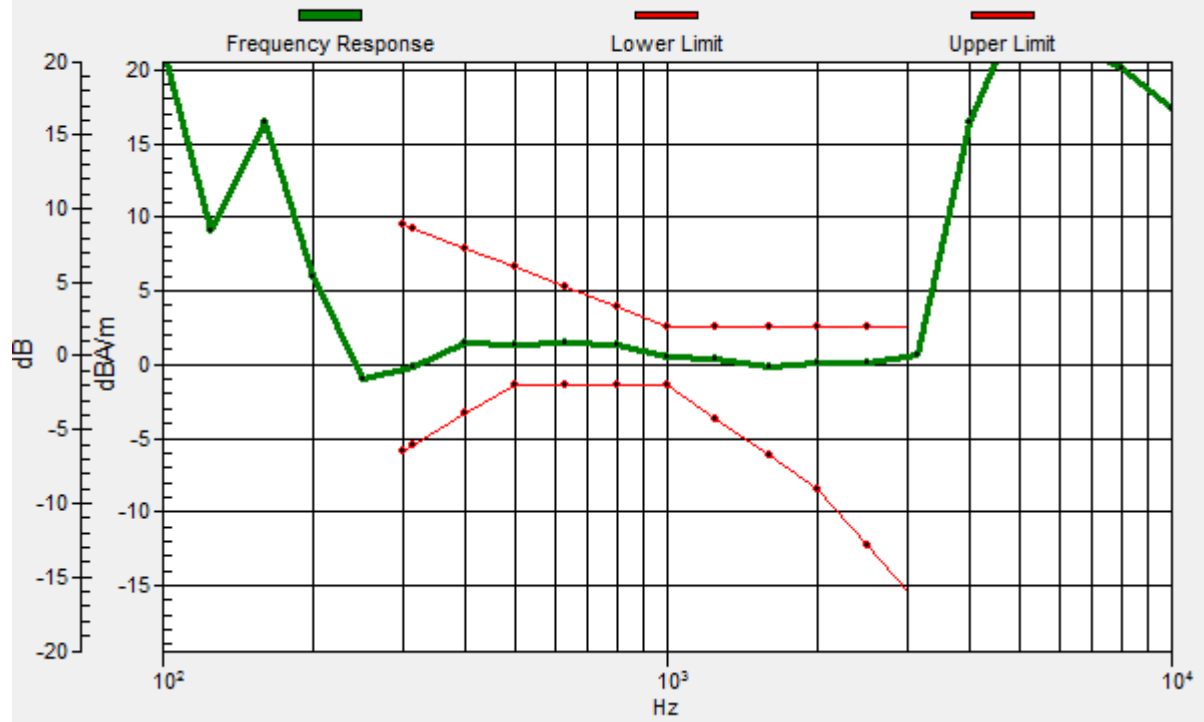
Location: 0, 4.2, 3.7 mm



0 dB = 1.000 A/m = 0.00 dBA/m

# General Scans/z (axial) wideband at best S/N/ABM Freq Resp(x,y,z,f)

Loc: 0, 4.2, 3.7 mm Diff: 2dB



# #10 HAC\_T-Coil\_WCDMA V\_AMR12.2Kbps\_Ch4182\_Radial 2 (Y);Battery1\_With Scanner

**DUT: 322304-07**

Communication System: WCDMA; Frequency: 836.4 MHz;Duty Cycle: 1:1

Medium: Air Medium parameters used:  $\sigma = 0$  S/m,  $\epsilon_r = 1$ ;  $\rho = 0$  kg/m<sup>3</sup>

Ambient Temperature : 22.7 °C

DASY5 Configuration:

- Probe: AM1DV2 - 1038; ; Calibrated: 2013/1/23
- Sensor-Surface: 0mm (Fix Surface)
- Electronics: DAE4 Sn1279; Calibrated: 2013/1/28
- Phantom: HAC Test Arch with AMCC; Type: SD HAC P01 BA;
- Measurement SW: DASY52, Version 52.8 (6); SEMCAD X Version 14.6.9 (7117)

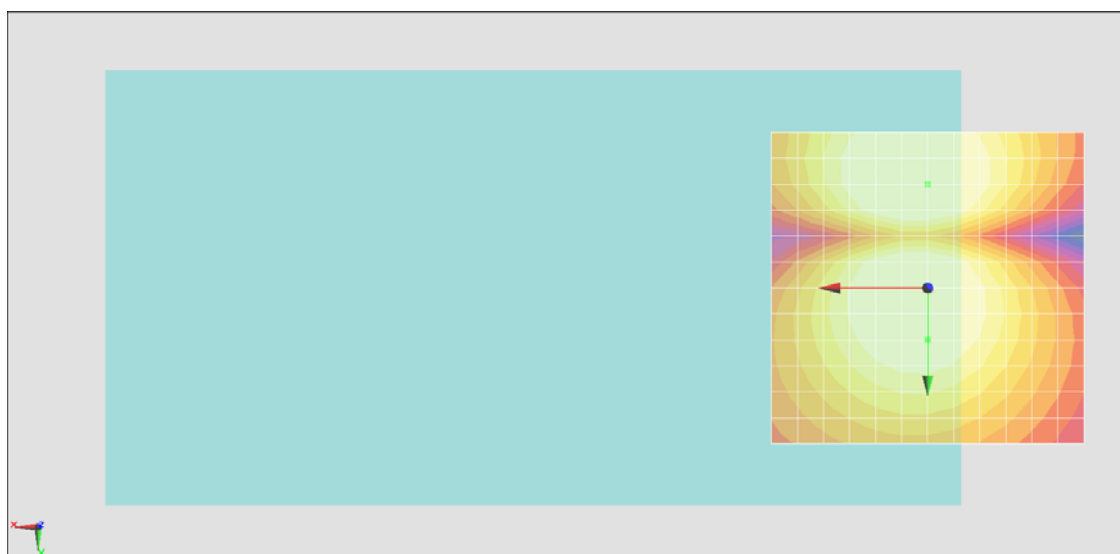
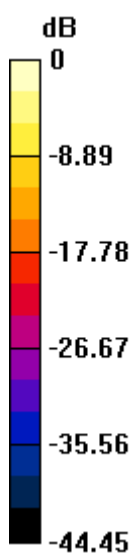
## General Scans/y (transversal) 4.2mm 50 x 50/ABM SNR(x,y,z) (13x13x1): Measurement

grid: dx=10mm, dy=10mm

ABM1/ABM2 = 43.02 dB

ABM1 comp = 1.32 dBA/m

Location: 0, 8.3, 3.7 mm



0 dB = 1.000 A/m = 0.00 dBA/m

# #11 HAC\_T-Coil\_WCDMA V\_AMR12.2Kbps\_Ch4233\_Axial (Z);Battery1\_With Scanner

**DUT: 322304-07**

Communication System: WCDMA; Frequency: 846.6 MHz; Duty Cycle: 1:1

Medium: Air Medium parameters used:  $\sigma = 0$  S/m,  $\epsilon_r = 1$ ;  $\rho = 0$  kg/m<sup>3</sup>

Ambient Temperature : 22.7 °C

DASY5 Configuration:

- Probe: AM1DV2 - 1038; ; Calibrated: 2013/1/23
- Sensor-Surface: 0mm (Fix Surface)
- Electronics: DAE4 Sn1279; Calibrated: 2013/1/28
- Phantom: HAC Test Arch with AMCC; Type: SD HAC P01 BA;
- Measurement SW: DASY52, Version 52.8 (6); SEMCAD X Version 14.6.9 (7117)


**General Scans/z (axial) 4.2mm 50 x 50/ABM SNR(x,y,z) (13x13x1):** Measurement grid:

dx=10mm, dy=10mm

ABM1/ABM2 = 44.59 dB

ABM1 comp = 2.07 dBA/m

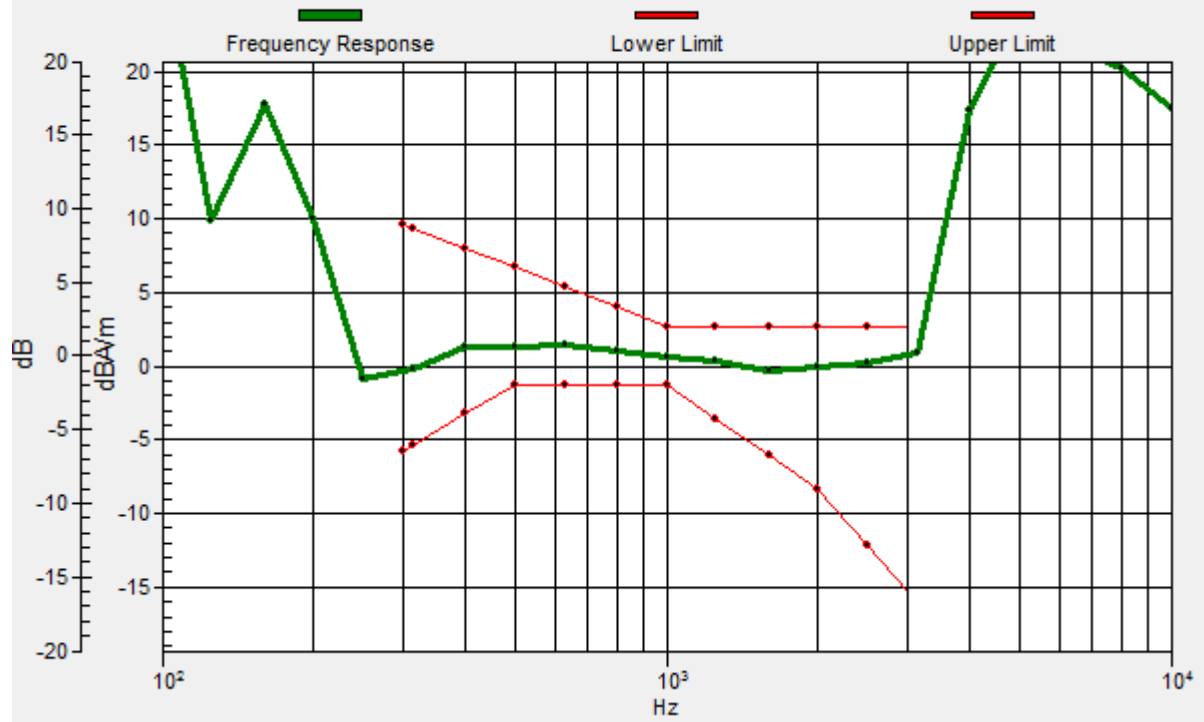
Location: 0, 4.2, 3.7 mm



0 dB = 1.000 A/m = 0.00 dBA/m

# General Scans/z (axial) wideband at best S/N/ABM Freq Resp(x,y,z,f)

Loc: 0, 4.2, 3.7 mm Diff: 2dB





# #11 HAC\_T-Coil\_WCDMA V\_AMR12.2Kbps\_Ch4233\_Radial 2 (Y);Battery1\_With Scanner

**DUT: 322304-07**

Communication System: WCDMA; Frequency: 846.6 MHz; Duty Cycle: 1:1

Medium: Air Medium parameters used:  $\sigma = 0$  S/m,  $\epsilon_r = 1$ ;  $\rho = 0$  kg/m<sup>3</sup>

Ambient Temperature : 22.7 °C

DASY5 Configuration:

- Probe: AM1DV2 - 1038; ; Calibrated: 2013/1/23
- Sensor-Surface: 0mm (Fix Surface)
- Electronics: DAE4 Sn1279; Calibrated: 2013/1/28
- Phantom: HAC Test Arch with AMCC; Type: SD HAC P01 BA;
- Measurement SW: DASY52, Version 52.8 (6); SEMCAD X Version 14.6.9 (7117)


## General Scans/y (transversal) 4.2mm 50 x 50/ABM SNR(x,y,z) (13x13x1): Measurement

grid: dx=10mm, dy=10mm

ABM1/ABM2 = 43.11 dB

ABM1 comp = 3.27 dBA/m

Location: 0, 4.2, 3.7 mm



0 dB = 1.000 A/m = 0.00 dBA/m

### #20 HAC\_T-Coil\_WCDMA V\_AMR12.2Kbps\_Ch4182\_Axial (Z);Battery2\_With Scanner

**DUT: 322304-07**

Communication System: WCDMA; Frequency: 836.4 MHz; Duty Cycle: 1:1

Medium: Air Medium parameters used:  $\sigma = 0$  S/m,  $\epsilon_r = 1$ ;  $\rho = 0$  kg/m<sup>3</sup>

Ambient Temperature : 22.6 °C

DASY5 Configuration:

- Probe: AM1DV2 - 1038; ; Calibrated: 2013/1/23
- Sensor-Surface: 0mm (Fix Surface)
- Electronics: DAE4 Sn1279; Calibrated: 2013/1/28
- Phantom: HAC Test Arch with AMCC; Type: SD HAC P01 BA;
- Measurement SW: DASY52, Version 52.8 (6); SEMCAD X Version 14.6.9 (7117)


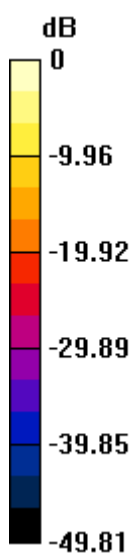
**General Scans/z (axial) 4.2mm 50 x 50/ABM SNR(x,y,z) (13x13x1):** Measurement grid:

dx=10mm, dy=10mm

ABM1/ABM2 = 49.55 dB

ABM1 comp = 8.69 dBA/m

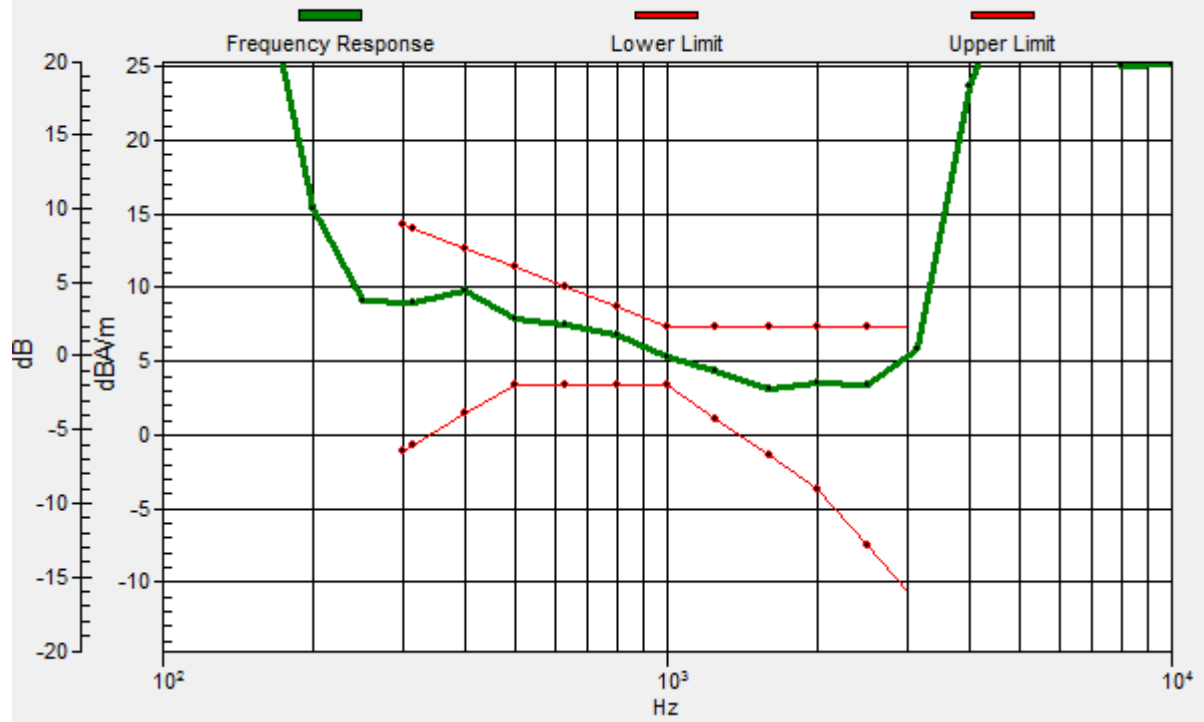
Location: 0, -4.2, 3.7 mm



0 dB = 1.000 A/m = 0.00 dBA/m

# General Scans/z (axial) wideband at best S/N/ABM Freq Resp(x,y,z,f)

Loc: 0, -4.2, 3.7 mm Diff: 1.91dB



### #20 HAC\_T-Coil\_WCDMA V\_AMR12.2Kbps\_Ch4182\_Radial 2 (Y);Battery2\_With Scanner

**DUT: 322304-07**

Communication System: WCDMA; Frequency: 836.4 MHz; Duty Cycle: 1:1

Medium: Air Medium parameters used:  $\sigma = 0$  S/m,  $\epsilon_r = 1$ ;  $\rho = 0$  kg/m<sup>3</sup>

Ambient Temperature : 22.6 °C

DASY5 Configuration:

- Probe: AM1DV2 - 1038; ; Calibrated: 2013/1/23
- Sensor-Surface: 0mm (Fix Surface)
- Electronics: DAE4 Sn1279; Calibrated: 2013/1/28
- Phantom: HAC Test Arch with AMCC; Type: SD HAC P01 BA;
- Measurement SW: DASY52, Version 52.8 (6); SEMCAD X Version 14.6.9 (7117)


### General Scans/y (transversal) 4.2mm 50 x 50/ABM SNR(x,y,z) (13x13x1): Measurement

grid: dx=10mm, dy=10mm

ABM1/ABM2 = 48.24 dB

ABM1 comp = 9.27 dBA/m

Location: 4.2, -20.8, 3.7 mm



0 dB = 1.000 A/m = 0.00 dBA/m

# #25 HAC\_T-Coil\_WCDMA V\_AMR12.2Kbps\_Ch4182\_Axial (Z);Battery1\_Without Scanner

**DUT: 322304-07**

Communication System: WCDMA; Frequency: 836.4 MHz;Duty Cycle: 1:1

Medium: Air Medium parameters used:  $\sigma = 0$  S/m,  $\epsilon_r = 1$ ;  $\rho = 0$  kg/m<sup>3</sup>

Ambient Temperature : 22.6 °C

DASY5 Configuration:

- Probe: AM1DV2 - 1038; ; Calibrated: 2013/1/23
- Sensor-Surface: 0mm (Fix Surface)
- Electronics: DAE4 Sn1279; Calibrated: 2013/1/28
- Phantom: HAC Test Arch with AMCC; Type: SD HAC P01 BA;
- Measurement SW: DASY52, Version 52.8 (6); SEMCAD X Version 14.6.9 (7117)


**General Scans/z (axial) 4.2mm 50 x 50/ABM SNR(x,y,z) (13x13x1):** Measurement grid:

dx=10mm, dy=10mm

ABM1/ABM2 = 49.62 dB

ABM1 comp = 3.90 dBA/m

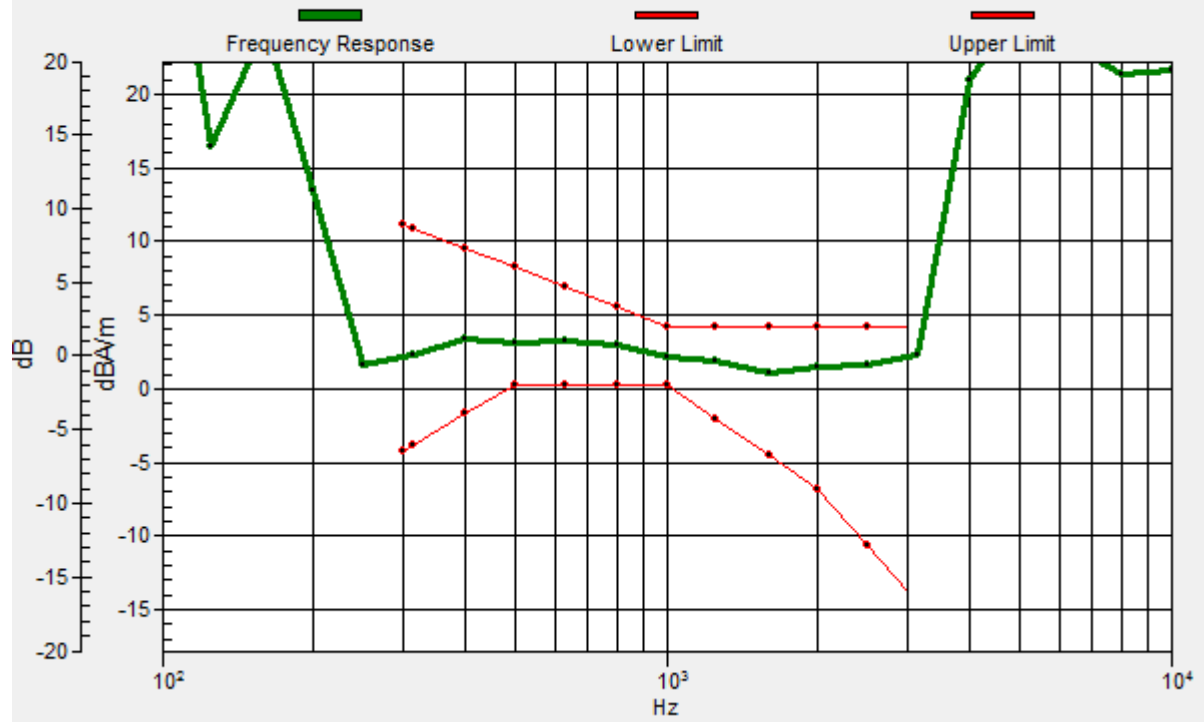
Location: 0, 0, 3.7 mm



0 dB = 1.000 A/m = 0.00 dBA/m

# General Scans/z (axial) wideband at best S/N/ABM Freq Resp(x,y,z,f)

Loc: 0, 0, 3.7 mm Diff: 2dB



# #25 HAC\_T-Coil\_WCDMA V\_AMR12.2Kbps\_Ch4182\_Radial 2 (Y);Battery1\_Without Scanner

**DUT: 322304-07**

Communication System: WCDMA; Frequency: 836.4 MHz;Duty Cycle: 1:1

Medium: Air Medium parameters used:  $\sigma = 0$  S/m,  $\epsilon_r = 1$ ;  $\rho = 0$  kg/m<sup>3</sup>

Ambient Temperature : 22.6 °C

DASY5 Configuration:

- Probe: AM1DV2 - 1038; ; Calibrated: 2013/1/23
- Sensor-Surface: 0mm (Fix Surface)
- Electronics: DAE4 Sn1279; Calibrated: 2013/1/28
- Phantom: HAC Test Arch with AMCC; Type: SD HAC P01 BA;
- Measurement SW: DASY52, Version 52.8 (6); SEMCAD X Version 14.6.9 (7117)


**General Scans/y (transversal) 4.2mm 50 x 50/ABM SNR(x,y,z) (13x13x1):** Measurement

grid: dx=10mm, dy=10mm

ABM1/ABM2 = 47.79 dB

ABM1 comp = 8.23 dBA/m

Location: 4.2, -20.8, 3.7 mm



0 dB = 1.000 A/m = 0.00 dBA/m

## #12 HAC\_T-Coil\_WCDMA IV\_AMR12.2Kbps\_Ch1312\_Axial (Z);Battery1\_With Scanner

**DUT: 322304-07**

Communication System: WCDMA; Frequency: 1712.4 MHz; Duty Cycle: 1:1

Medium: Air Medium parameters used:  $\sigma = 0$  S/m,  $\epsilon_r = 1$ ;  $\rho = 0$  kg/m<sup>3</sup>

Ambient Temperature : 22.7 °C

DASY5 Configuration:

- Probe: AM1DV2 - 1038; ; Calibrated: 2013/1/23
- Sensor-Surface: 0mm (Fix Surface)
- Electronics: DAE4 Sn1279; Calibrated: 2013/1/28
- Phantom: HAC Test Arch with AMCC; Type: SD HAC P01 BA;
- Measurement SW: DASY52, Version 52.8 (6); SEMCAD X Version 14.6.9 (7117)


**General Scans/z (axial) 4.2mm 50 x 50/ABM SNR(x,y,z) (13x13x1):** Measurement grid:

dx=10mm, dy=10mm

ABM1/ABM2 = 44.80 dB

ABM1 comp = -0.68 dBA/m

Location: -4.2, 4.2, 3.7 mm

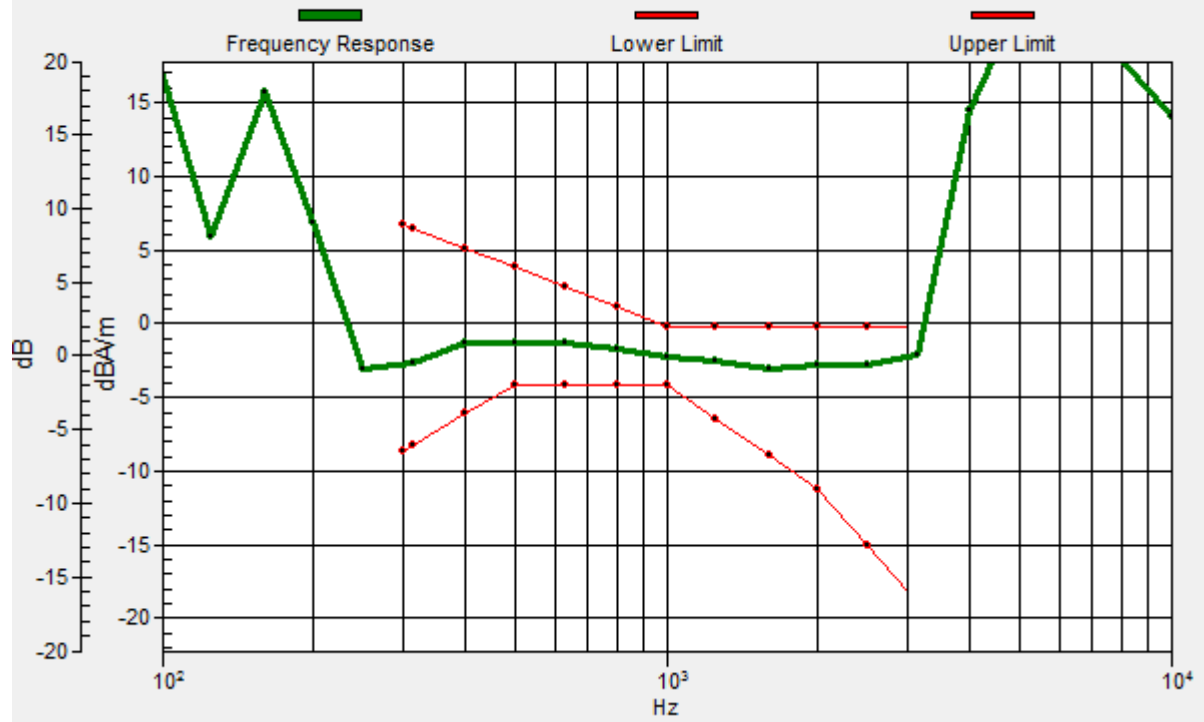


0 dB = 1.000 A/m = 0.00 dBA/m



# General Scans/z (axial) wideband at best S/N/ABM Freq Resp(x,y,z,f)

Loc: -4.2, 4.2, 3.7 mm Diff: 2dB



# #12 HAC\_T-Coil\_WCDMA IV\_AMR12.2Kbps\_Ch1312\_Radial 2 (Y);Battery1\_With Scanner

**DUT: 322304-07**

Communication System: WCDMA; Frequency: 1712.4 MHz; Duty Cycle: 1:1

Medium: Air Medium parameters used:  $\sigma = 0$  S/m,  $\epsilon_r = 1$ ;  $\rho = 0$  kg/m<sup>3</sup>

Ambient Temperature : 22.7 °C

DASY5 Configuration:

- Probe: AM1DV2 - 1038; ; Calibrated: 2013/1/23
- Sensor-Surface: 0mm (Fix Surface)
- Electronics: DAE4 Sn1279; Calibrated: 2013/1/28
- Phantom: HAC Test Arch with AMCC; Type: SD HAC P01 BA;
- Measurement SW: DASY52, Version 52.8 (6); SEMCAD X Version 14.6.9 (7117)


## General Scans/y (transversal) 4.2mm 50 x 50/ABM SNR(x,y,z) (13x13x1): Measurement

grid: dx=10mm, dy=10mm

ABM1/ABM2 = 43.19 dB

ABM1 comp = 5.84 dBA/m

Location: 4.2, -16.7, 3.7 mm



0 dB = 1.000 A/m = 0.00 dBA/m

### #13 HAC\_T-Coil\_WCDMA IV\_AMR12.2Kbps\_Ch1413\_Axial (Z);Battery1\_With Scanner

**DUT: 322304-07**

Communication System: WCDMA; Frequency: 1732.6 MHz; Duty Cycle: 1:1

Medium: Air Medium parameters used:  $\sigma = 0$  S/m,  $\epsilon_r = 1$ ;  $\rho = 0$  kg/m<sup>3</sup>

Ambient Temperature : 22.7 °C

DASY5 Configuration:

- Probe: AM1DV2 - 1038; ; Calibrated: 2013/1/23
- Sensor-Surface: 0mm (Fix Surface)
- Electronics: DAE4 Sn1279; Calibrated: 2013/1/28
- Phantom: HAC Test Arch with AMCC; Type: SD HAC P01 BA;
- Measurement SW: DASY52, Version 52.8 (6); SEMCAD X Version 14.6.9 (7117)


**General Scans/z (axial) 4.2mm 50 x 50/ABM SNR(x,y,z) (13x13x1):** Measurement grid:

dx=10mm, dy=10mm

ABM1/ABM2 = 44.76 dB

ABM1 comp = 2.77 dBA/m

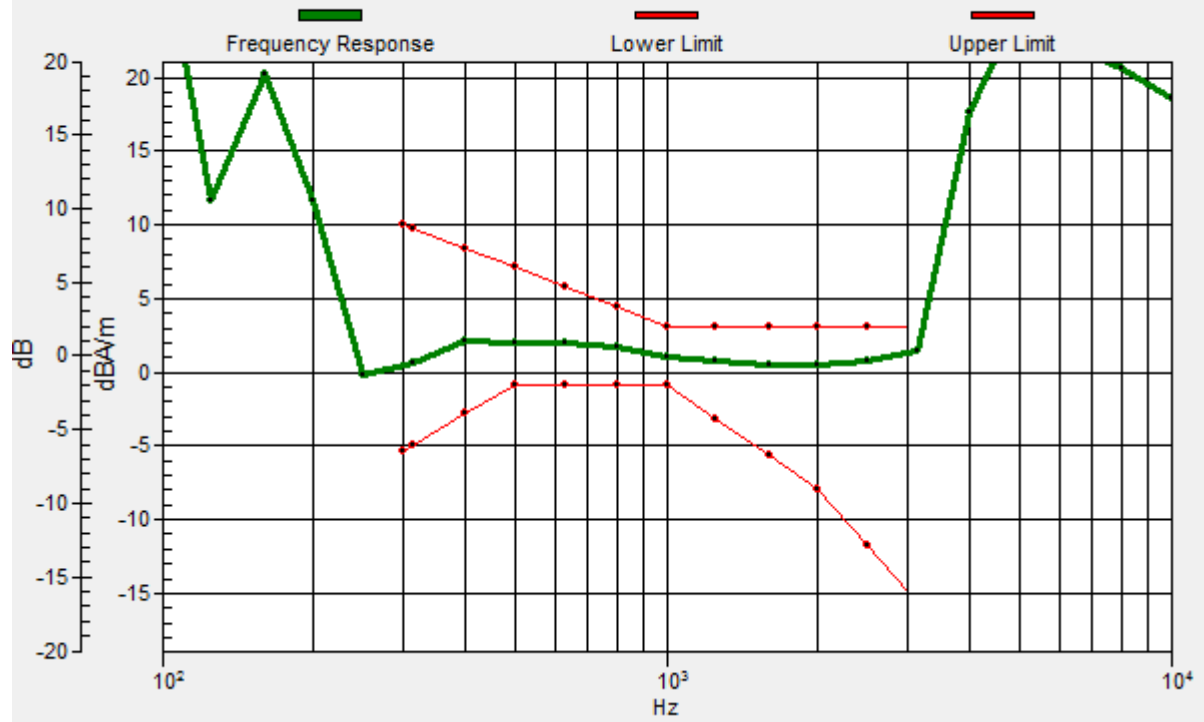
Location: 0, 4.2, 3.7 mm



0 dB = 1.000 A/m = 0.00 dBA/m

# General Scans/z (axial) wideband at best S/N/ABM Freq Resp(x,y,z,f)

Loc: 0, 4.2, 3.7 mm Diff: 1.86dB



### #13 HAC\_T-Coil\_WCDMA IV\_AMR12.2Kbps\_Ch1413\_Radial 2 (Y);Battery1\_With Scanner

**DUT: 322304-07**

Communication System: WCDMA; Frequency: 1732.6 MHz; Duty Cycle: 1:1

Medium: Air Medium parameters used:  $\sigma = 0$  S/m,  $\epsilon_r = 1$ ;  $\rho = 0$  kg/m<sup>3</sup>

Ambient Temperature : 22.7 °C

DASY5 Configuration:

- Probe: AM1DV2 - 1038; ; Calibrated: 2013/1/23
- Sensor-Surface: 0mm (Fix Surface)
- Electronics: DAE4 Sn1279; Calibrated: 2013/1/28
- Phantom: HAC Test Arch with AMCC; Type: SD HAC P01 BA;
- Measurement SW: DASY52, Version 52.8 (6); SEMCAD X Version 14.6.9 (7117)


**General Scans/y (transversal) 4.2mm 50 x 50/ABM SNR(x,y,z) (13x13x1):** Measurement

grid: dx=10mm, dy=10mm

ABM1/ABM2 = 42.88 dB

ABM1 comp = 3.37 dBA/m

Location: -4.2, -16.7, 3.7 mm



0 dB = 1.000 A/m = 0.00 dBA/m

### #14 HAC\_T-Coil\_WCDMA IV\_AMR12.2Kbps\_Ch1513\_Axial (Z);Battery1\_With Scanner

**DUT: 322304-07**

Communication System: WCDMA; Frequency: 1752.6 MHz; Duty Cycle: 1:1

Medium: Air Medium parameters used:  $\sigma = 0$  S/m,  $\epsilon_r = 1$ ;  $\rho = 0$  kg/m<sup>3</sup>

Ambient Temperature : 22.7 °C

DASY5 Configuration:

- Probe: AM1DV2 - 1038; ; Calibrated: 2013/1/23
- Sensor-Surface: 0mm (Fix Surface)
- Electronics: DAE4 Sn1279; Calibrated: 2013/1/28
- Phantom: HAC Test Arch with AMCC; Type: SD HAC P01 BA;
- Measurement SW: DASY52, Version 52.8 (6); SEMCAD X Version 14.6.9 (7117)


**General Scans/z (axial) 4.2mm 50 x 50/ABM SNR(x,y,z) (13x13x1):** Measurement grid:

dx=10mm, dy=10mm

ABM1/ABM2 = 42.48 dB

ABM1 comp = -0.86 dBA/m

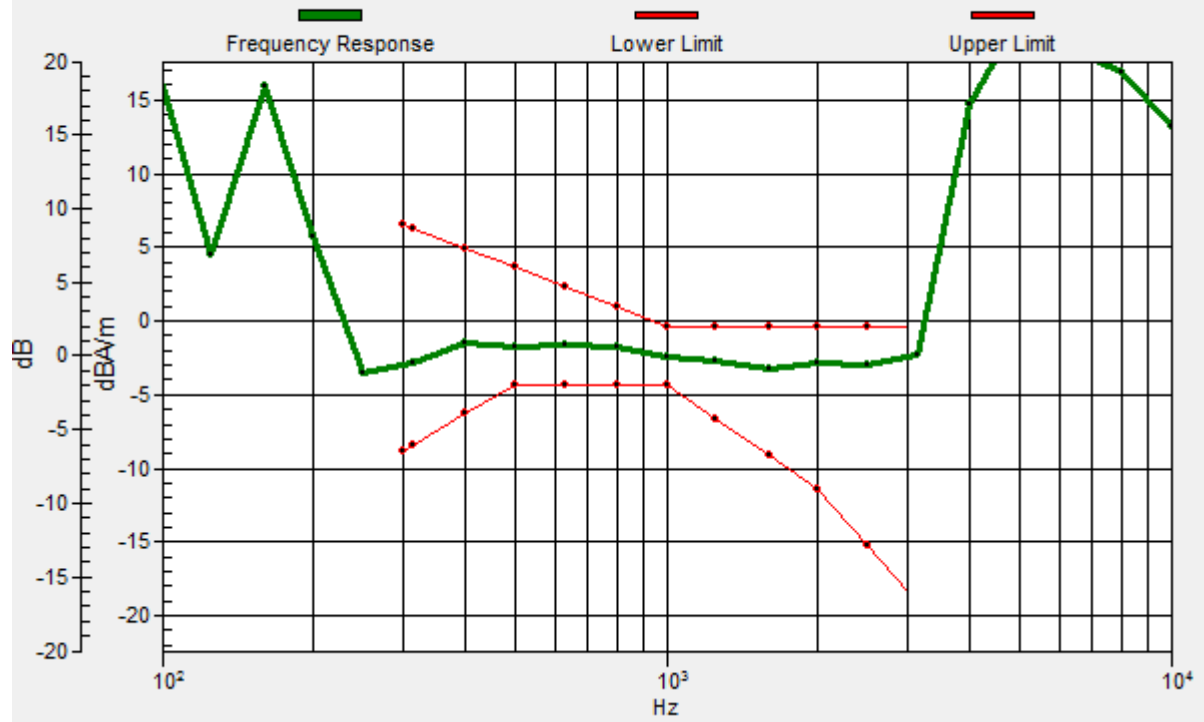
Location: -4.2, 4.2, 3.7 mm



0 dB = 1.000 A/m = 0.00 dBA/m

# General Scans/z (axial) wideband at best S/N/ABM Freq Resp(x,y,z,f)

Loc: -4.2, 4.2, 3.7 mm Diff: 2dB



# #14 HAC\_T-Coil\_WCDMA IV\_AMR12.2Kbps\_Ch1513\_Radial 2 (Y);Battery1\_With Scanner

**DUT: 322304-07**

Communication System: WCDMA; Frequency: 1752.6 MHz;Duty Cycle: 1:1

Medium: Air Medium parameters used:  $\sigma = 0$  S/m,  $\epsilon_r = 1$ ;  $\rho = 0$  kg/m<sup>3</sup>

Ambient Temperature : 22.7 °C

DASY5 Configuration:

- Probe: AM1DV2 - 1038; ; Calibrated: 2013/1/23
- Sensor-Surface: 0mm (Fix Surface)
- Electronics: DAE4 Sn1279; Calibrated: 2013/1/28
- Phantom: HAC Test Arch with AMCC; Type: SD HAC P01 BA;
- Measurement SW: DASY52, Version 52.8 (6); SEMCAD X Version 14.6.9 (7117)


**General Scans/y (transversal) 4.2mm 50 x 50/ABM SNR(x,y,z) (13x13x1):** Measurement

grid: dx=10mm, dy=10mm

ABM1/ABM2 = 40.92 dB

ABM1 comp = 0.30 dBA/m

Location: -4.2, -12.5, 3.7 mm



0 dB = 1.000 A/m = 0.00 dBA/m



# #21 HAC\_T-Coil\_WCDMA IV\_AMR12.2Kbps\_Ch1513\_Axial (Z);Battery2\_With Scanner

**DUT: 322304-07**

Communication System: WCDMA; Frequency: 1752.6 MHz; Duty Cycle: 1:1

Medium: Air Medium parameters used:  $\sigma = 0$  S/m,  $\epsilon_r = 1$ ;  $\rho = 0$  kg/m<sup>3</sup>

Ambient Temperature : 22.6 °C

DASY5 Configuration:

- Probe: AM1DV2 - 1038; ; Calibrated: 2013/1/23
- Sensor-Surface: 0mm (Fix Surface)
- Electronics: DAE4 Sn1279; Calibrated: 2013/1/28
- Phantom: HAC Test Arch with AMCC; Type: SD HAC P01 BA;
- Measurement SW: DASY52, Version 52.8 (6); SEMCAD X Version 14.6.9 (7117)


**General Scans/z (axial) 4.2mm 50 x 50/ABM SNR(x,y,z) (13x13x1):** Measurement grid:

dx=10mm, dy=10mm

ABM1/ABM2 = 49.41 dB

ABM1 comp = 3.79 dBA/m

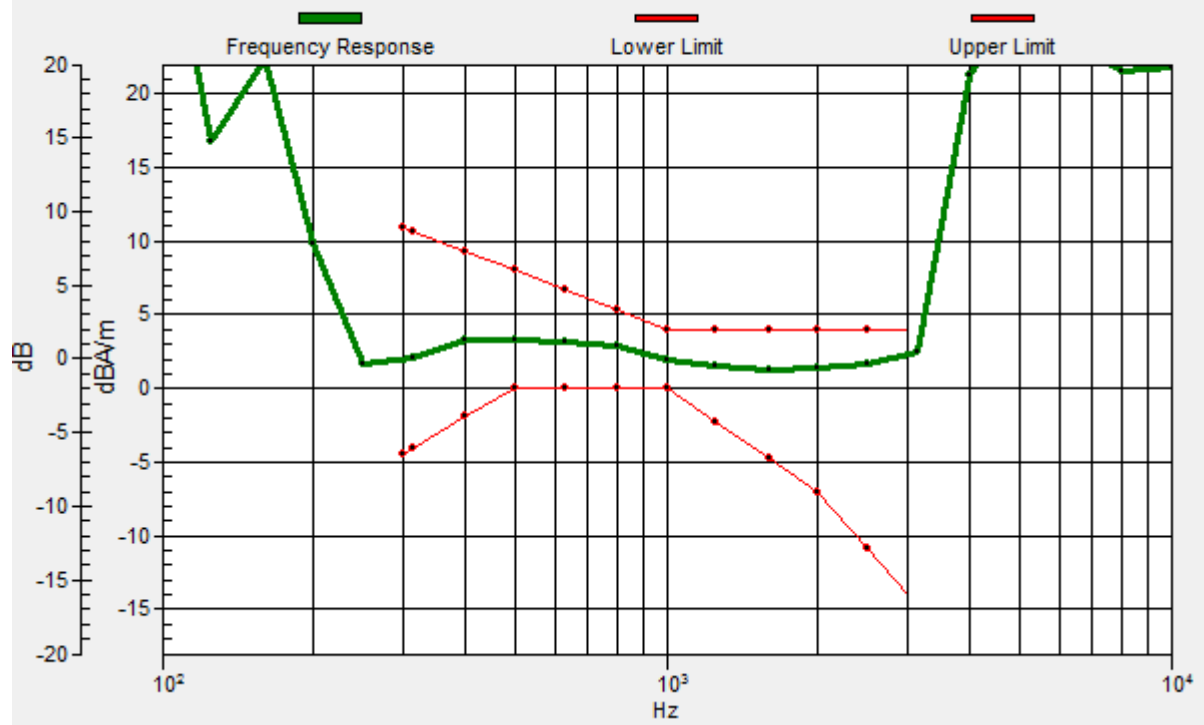
Location: 0, 0, 3.7 mm



0 dB = 1.000 A/m = 0.00 dBA/m

# General Scans/z (axial) wideband at best S/N/ABM Freq Resp(x,y,z,f)

Loc: 0, 0, 3.7 mm Diff: 1.69dB



# #21 HAC\_T-Coil\_WCDMA IV\_AMR12.2Kbps\_Ch1513\_Radial 2 (Y);Battery2\_With Scanner

**DUT: 322304-07**

Communication System: WCDMA; Frequency: 1752.6 MHz; Duty Cycle: 1:1

Medium: Air Medium parameters used:  $\sigma = 0$  S/m,  $\epsilon_r = 1$ ;  $\rho = 0$  kg/m<sup>3</sup>

Ambient Temperature : 22.6 °C

DASY5 Configuration:

- Probe: AM1DV2 - 1038; ; Calibrated: 2013/1/23
- Sensor-Surface: 0mm (Fix Surface)
- Electronics: DAE4 Sn1279; Calibrated: 2013/1/28
- Phantom: HAC Test Arch with AMCC; Type: SD HAC P01 BA;
- Measurement SW: DASY52, Version 52.8 (6); SEMCAD X Version 14.6.9 (7117)


## General Scans/y (transversal) 4.2mm 50 x 50/ABM SNR(x,y,z) (13x13x1): Measurement

grid: dx=10mm, dy=10mm

ABM1/ABM2 = 47.97 dB

ABM1 comp = 9.05 dBA/m

Location: 4.2, -20.8, 3.7 mm



0 dB = 1.000 A/m = 0.00 dBA/m

# #24 HAC\_T-Coil\_WCDMA IV\_AMR12.2Kbps\_Ch1513\_Axial (Z);Battery1\_Without Scanner

**DUT: 322304-07**

Communication System: WCDMA; Frequency: 1752.6 MHz; Duty Cycle: 1:1

Medium: Air Medium parameters used:  $\sigma = 0$  S/m,  $\epsilon_r = 1$ ;  $\rho = 0$  kg/m<sup>3</sup>

Ambient Temperature : 22.6 °C

DASY5 Configuration:

- Probe: AM1DV2 - 1038; ; Calibrated: 2013/1/23
- Sensor-Surface: 0mm (Fix Surface)
- Electronics: DAE4 Sn1279; Calibrated: 2013/1/28
- Phantom: HAC Test Arch with AMCC; Type: SD HAC P01 BA;
- Measurement SW: DASY52, Version 52.8 (6); SEMCAD X Version 14.6.9 (7117)


**General Scans/z (axial) 4.2mm 50 x 50/ABM SNR(x,y,z) (13x13x1):** Measurement grid:

dx=10mm, dy=10mm

ABM1/ABM2 = 49.58 dB

ABM1 comp = 3.88 dBA/m

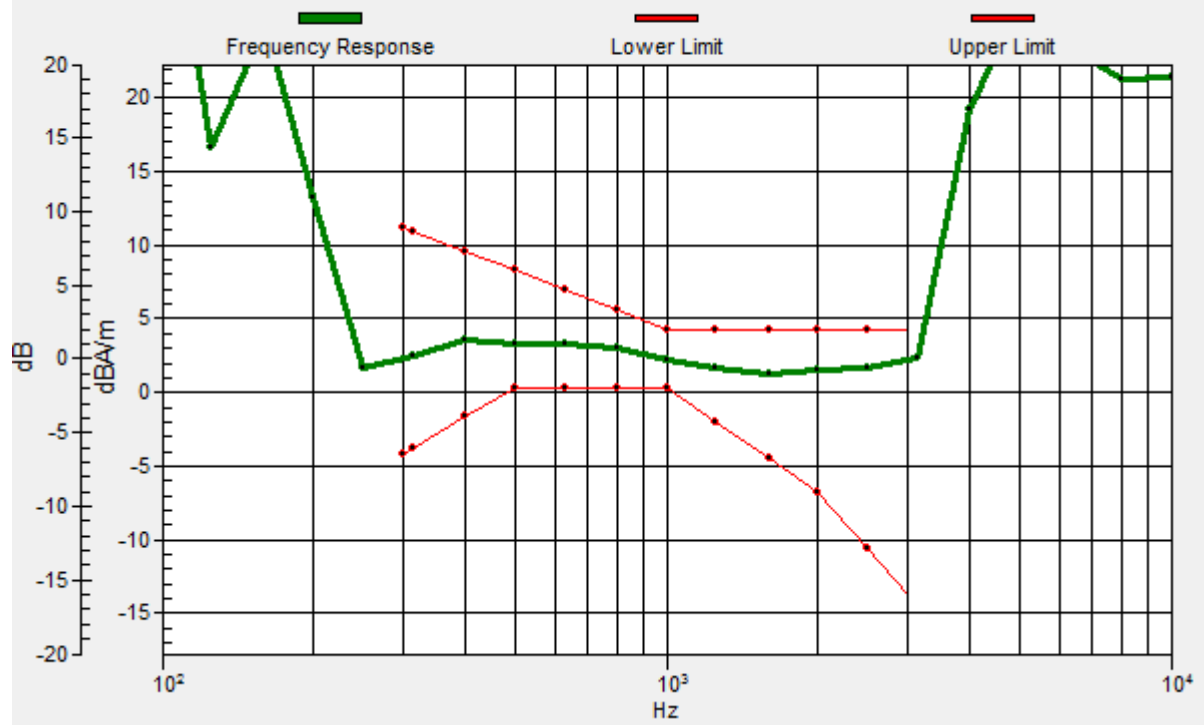
Location: 0, 0, 3.7 mm



0 dB = 1.000 A/m = 0.00 dBA/m

# General Scans/z (axial) wideband at best S/N/ABM Freq Resp(x,y,z,f)

Loc: 0, 0, 3.7 mm Diff: 2dB



## #24 HAC\_T-Coil\_WCDMA IV\_AMR12.2Kbps\_Ch1513\_Radial 2 (Y);Battery1\_Without Scanner

DUT: 322304-07

Communication System: WCDMA; Frequency: 1752.6 MHz;Duty Cycle: 1:1

Medium: Air Medium parameters used:  $\sigma = 0$  S/m,  $\epsilon_r = 1$ ;  $\rho = 0$  kg/m<sup>3</sup>

Ambient Temperature : 22.6 °C

DASY5 Configuration:

- Probe: AM1DV2 - 1038; ; Calibrated: 2013/1/23
- Sensor-Surface: 0mm (Fix Surface)
- Electronics: DAE4 Sn1279; Calibrated: 2013/1/28
- Phantom: HAC Test Arch with AMCC; Type: SD HAC P01 BA;
- Measurement SW: DASY52, Version 52.8 (6); SEMCAD X Version 14.6.9 (7117)


**General Scans/y (transversal) 4.2mm 50 x 50/ABM SNR(x,y,z) (13x13x1):** Measurement

grid: dx=10mm, dy=10mm

ABM1/ABM2 = 47.96 dB

ABM1 comp = 8.19 dBA/m

Location: 4.2, -20.8, 3.7 mm



0 dB = 1.000 A/m = 0.00 dBA/m

### #15 HAC\_T-Coil\_WCDMA II\_AMR12.2Kbps\_Ch9262\_Axial (Z);Battery1\_With Scanner

**DUT: 322304-07**

Communication System: WCDMA; Frequency: 1852.4 MHz; Duty Cycle: 1:1

Medium: Air Medium parameters used:  $\sigma = 0$  S/m,  $\epsilon_r = 1$ ;  $\rho = 0$  kg/m<sup>3</sup>

Ambient Temperature : 22.7 °C

DASY5 Configuration:

- Probe: AM1DV2 - 1038; ; Calibrated: 2013/1/23
- Sensor-Surface: 0mm (Fix Surface)
- Electronics: DAE4 Sn1279; Calibrated: 2013/1/28
- Phantom: HAC Test Arch with AMCC; Type: SD HAC P01 BA;
- Measurement SW: DASY52, Version 52.8 (6); SEMCAD X Version 14.6.9 (7117)


**General Scans/z (axial) 4.2mm 50 x 50/ABM SNR(x,y,z) (13x13x1):** Measurement grid:

dx=10mm, dy=10mm

ABM1/ABM2 = 42.27 dB

ABM1 comp = 2.18 dBA/m

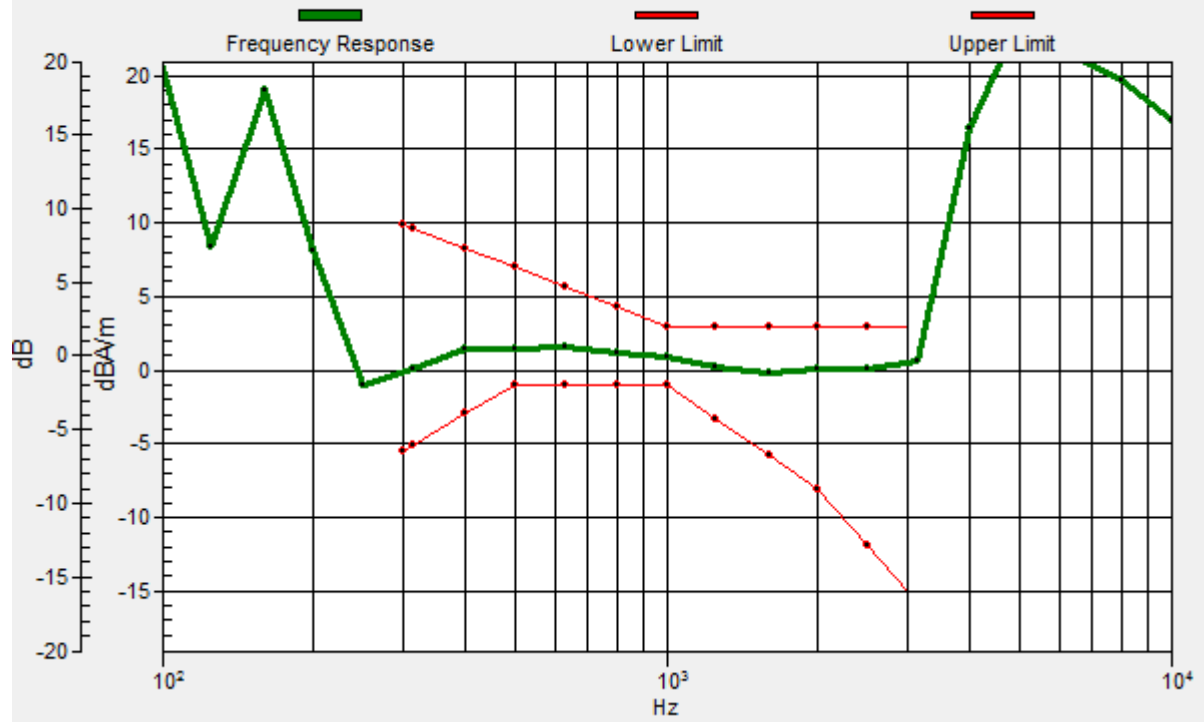
Location: 0, 4.2, 3.7 mm



0 dB = 1.000 A/m = 0.00 dBA/m

# General Scans/z (axial) wideband at best S/N/ABM Freq Resp(x,y,z,f)

Loc: 0, 4.2, 3.7 mm Diff: 2dB





# #15 HAC\_T-Coil\_WCDMA II\_AMR12.2Kbps\_Ch9262\_Radial 2 (Y);Battery1\_With Scanner

**DUT: 322304-07**

Communication System: WCDMA; Frequency: 1852.4 MHz;Duty Cycle: 1:1

Medium: Air Medium parameters used:  $\sigma = 0$  S/m,  $\epsilon_r = 1$ ;  $\rho = 0$  kg/m<sup>3</sup>

Ambient Temperature : 22.7 °C

DASY5 Configuration:

- Probe: AM1DV2 - 1038; ; Calibrated: 2013/1/23
- Sensor-Surface: 0mm (Fix Surface)
- Electronics: DAE4 Sn1279; Calibrated: 2013/1/28
- Phantom: HAC Test Arch with AMCC; Type: SD HAC P01 BA;
- Measurement SW: DASY52, Version 52.8 (6); SEMCAD X Version 14.6.9 (7117)


## General Scans/y (transversal) 4.2mm 50 x 50/ABM SNR(x,y,z) (13x13x1): Measurement

grid: dx=10mm, dy=10mm

ABM1/ABM2 = 40.21 dB

ABM1 comp = 2.50 dBA/m

Location: 0, -12.5, 3.7 mm



0 dB = 1.000 A/m = 0.00 dBA/m

### #16 HAC\_T-Coil\_WCDMA II\_AMR12.2Kbps\_Ch9400\_Axial (Z);Battery1\_With Scanner

**DUT: 322304-07**

Communication System: WCDMA; Frequency: 1880 MHz; Duty Cycle: 1:1

Medium: Air Medium parameters used:  $\sigma = 0$  S/m,  $\epsilon_r = 1$ ;  $\rho = 0$  kg/m<sup>3</sup>

Ambient Temperature : 22.7 °C

DASY5 Configuration:

- Probe: AM1DV2 - 1038; ; Calibrated: 2013/1/23
- Sensor-Surface: 0mm (Fix Surface)
- Electronics: DAE4 Sn1279; Calibrated: 2013/1/28
- Phantom: HAC Test Arch with AMCC; Type: SD HAC P01 BA;
- Measurement SW: DASY52, Version 52.8 (6); SEMCAD X Version 14.6.9 (7117)


**General Scans/z (axial) 4.2mm 50 x 50/ABM SNR(x,y,z) (13x13x1):** Measurement grid:

dx=10mm, dy=10mm

ABM1/ABM2 = 42.23 dB

ABM1 comp = 2.14 dBA/m

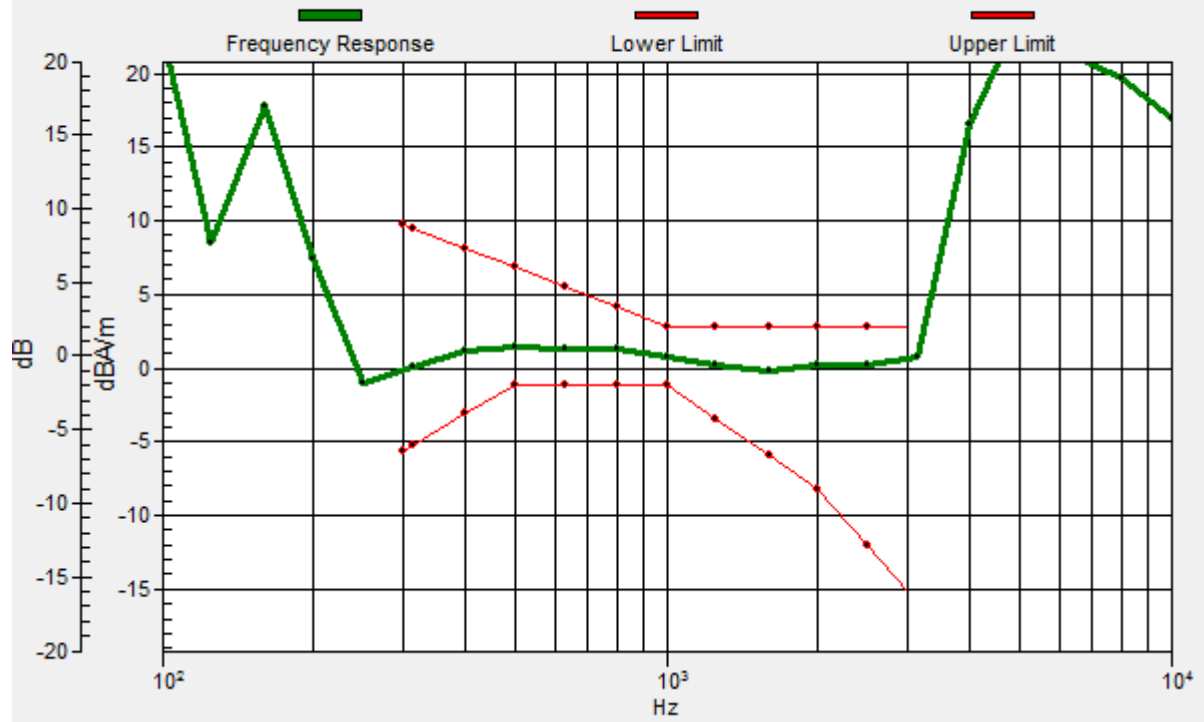
Location: 0, 4.2, 3.7 mm



0 dB = 1.000 A/m = 0.00 dBA/m

# General Scans/z (axial) wideband at best S/N/ABM Freq Resp(x,y,z,f)

Loc: 0, 4.2, 3.7 mm Diff: 2dB



# #16 HAC\_T-Coil\_WCDMA II\_AMR12.2Kbps\_Ch9400\_Radial 2 (Y);Battery1\_With Scanner

**DUT: 322304-07**

Communication System: WCDMA; Frequency: 1880 MHz; Duty Cycle: 1:1

Medium: Air Medium parameters used:  $\sigma = 0$  S/m,  $\epsilon_r = 1$ ;  $\rho = 0$  kg/m<sup>3</sup>

Ambient Temperature : 22.7 °C

DASY5 Configuration:

- Probe: AM1DV2 - 1038; ; Calibrated: 2013/1/23
- Sensor-Surface: 0mm (Fix Surface)
- Electronics: DAE4 Sn1279; Calibrated: 2013/1/28
- Phantom: HAC Test Arch with AMCC; Type: SD HAC P01 BA;
- Measurement SW: DASY52, Version 52.8 (6); SEMCAD X Version 14.6.9 (7117)


## General Scans/y (transversal) 4.2mm 50 x 50/ABM SNR(x,y,z) (13x13x1): Measurement

grid: dx=10mm, dy=10mm

ABM1/ABM2 = 39.85 dB

ABM1 comp = 1.19 dBA/m

Location: 0, 8.3, 3.7 mm



0 dB = 1.000 A/m = 0.00 dBA/m

# #17 HAC\_T-Coil\_WCDMA II\_AMR12.2Kbps\_Ch9538\_Axial (Z);Battery1\_With Scanner

**DUT: 322304-07**

Communication System: WCDMA; Frequency: 1907.6 MHz; Duty Cycle: 1:1

Medium: Air Medium parameters used:  $\sigma = 0$  S/m,  $\epsilon_r = 1$ ;  $\rho = 0$  kg/m<sup>3</sup>

Ambient Temperature : 22.7 °C

DASY5 Configuration:

- Probe: AM1DV2 - 1038; ; Calibrated: 2013/1/23
- Sensor-Surface: 0mm (Fix Surface)
- Electronics: DAE4 Sn1279; Calibrated: 2013/1/28
- Phantom: HAC Test Arch with AMCC; Type: SD HAC P01 BA;
- Measurement SW: DASY52, Version 52.8 (6); SEMCAD X Version 14.6.9 (7117)


**General Scans/z (axial) 4.2mm 50 x 50/ABM SNR(x,y,z) (13x13x1):** Measurement grid:

dx=10mm, dy=10mm

ABM1/ABM2 = 41.25 dB

ABM1 comp = 2.12 dBA/m

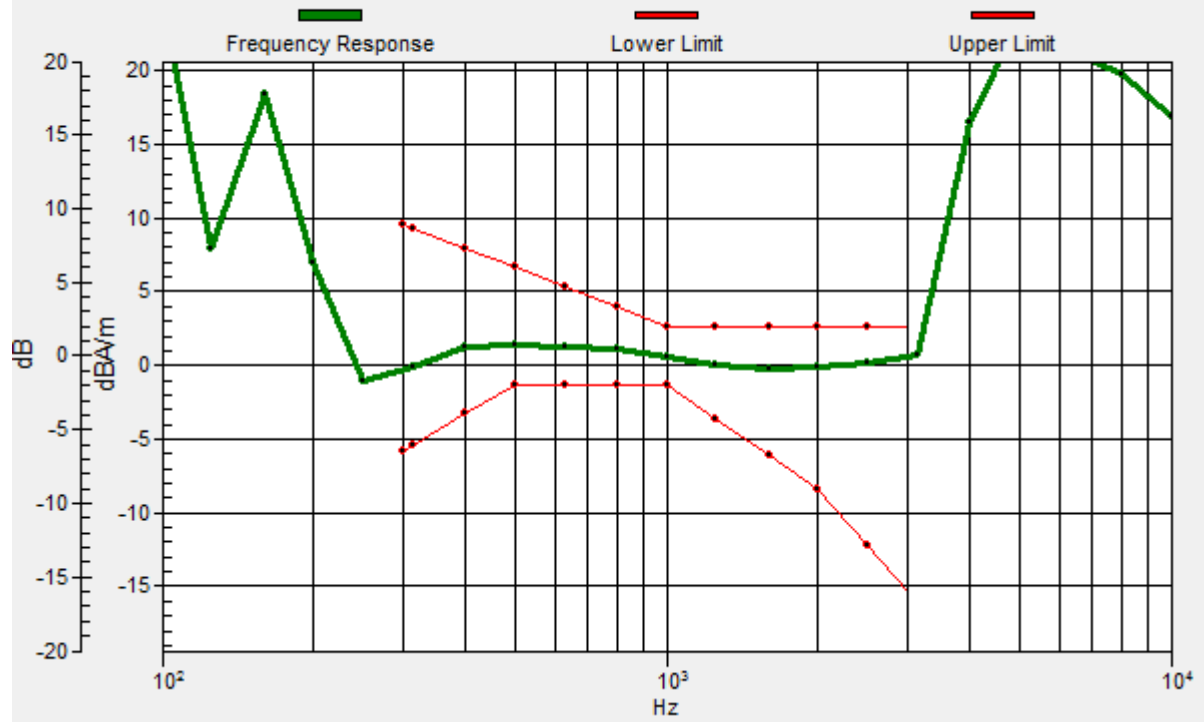
Location: 0, 4.2, 3.7 mm



0 dB = 1.000 A/m = 0.00 dBA/m

# General Scans/z (axial) wideband at best S/N/ABM Freq Resp(x,y,z,f)

Loc: 0, 4.2, 3.7 mm Diff: 2dB



# #17 HAC\_T-Coil\_WCDMA II\_AMR12.2Kbps\_Ch9538\_Radial 2 (Y);Battery1\_With Scanner

**DUT: 322304-07**

Communication System: WCDMA; Frequency: 1907.6 MHz; Duty Cycle: 1:1

Medium: Air Medium parameters used:  $\sigma = 0$  S/m,  $\epsilon_r = 1$ ;  $\rho = 0$  kg/m<sup>3</sup>

Ambient Temperature : 22.7 °C

DASY5 Configuration:

- Probe: AM1DV2 - 1038; ; Calibrated: 2013/1/23
- Sensor-Surface: 0mm (Fix Surface)
- Electronics: DAE4 Sn1279; Calibrated: 2013/1/28
- Phantom: HAC Test Arch with AMCC; Type: SD HAC P01 BA;
- Measurement SW: DASY52, Version 52.8 (6); SEMCAD X Version 14.6.9 (7117)

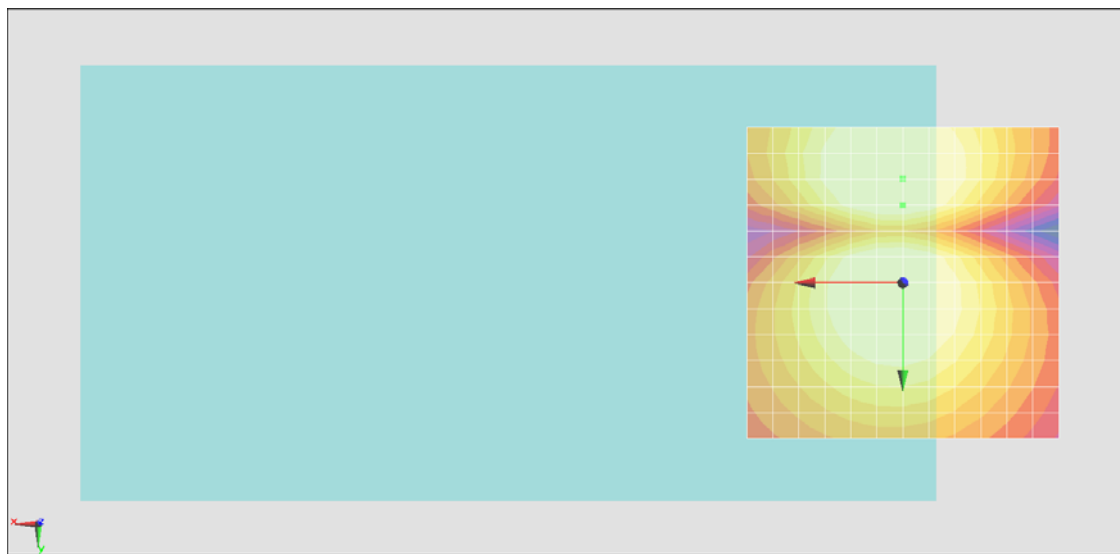
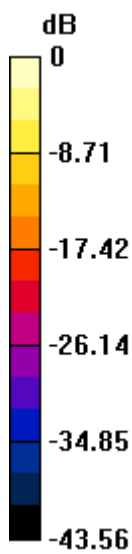
**General Scans/y (transversal) 4.2mm 50 x 50/ABM SNR(x,y,z) (13x13x1):** Measurement

grid: dx=10mm, dy=10mm

ABM1/ABM2 = 40.72 dB

ABM1 comp = 2.31 dBA/m

Location: 0, -12.5, 3.7 mm



0 dB = 1.000 A/m = 0.00 dBA/m

## #22 HAC\_T-Coil\_WCDMA II\_AMR12.2Kbps\_Ch9400\_Axial (Z);Battery2\_With Scanner

**DUT: 322304-07**

Communication System: WCDMA; Frequency: 1880 MHz; Duty Cycle: 1:1

Medium: Air Medium parameters used:  $\sigma = 0$  S/m,  $\epsilon_r = 1$ ;  $\rho = 0$  kg/m<sup>3</sup>

Ambient Temperature : 22.6 °C

DASY5 Configuration:

- Probe: AM1DV2 - 1038; ; Calibrated: 2013/1/23
- Sensor-Surface: 0mm (Fix Surface)
- Electronics: DAE4 Sn1279; Calibrated: 2013/1/28
- Phantom: HAC Test Arch with AMCC; Type: SD HAC P01 BA;
- Measurement SW: DASY52, Version 52.8 (6); SEMCAD X Version 14.6.9 (7117)


**General Scans/z (axial) 4.2mm 50 x 50/ABM SNR(x,y,z) (13x13x1):** Measurement grid:

dx=10mm, dy=10mm

ABM1/ABM2 = 49.32 dB

ABM1 comp = 3.79 dBA/m

Location: 0, 0, 3.7 mm

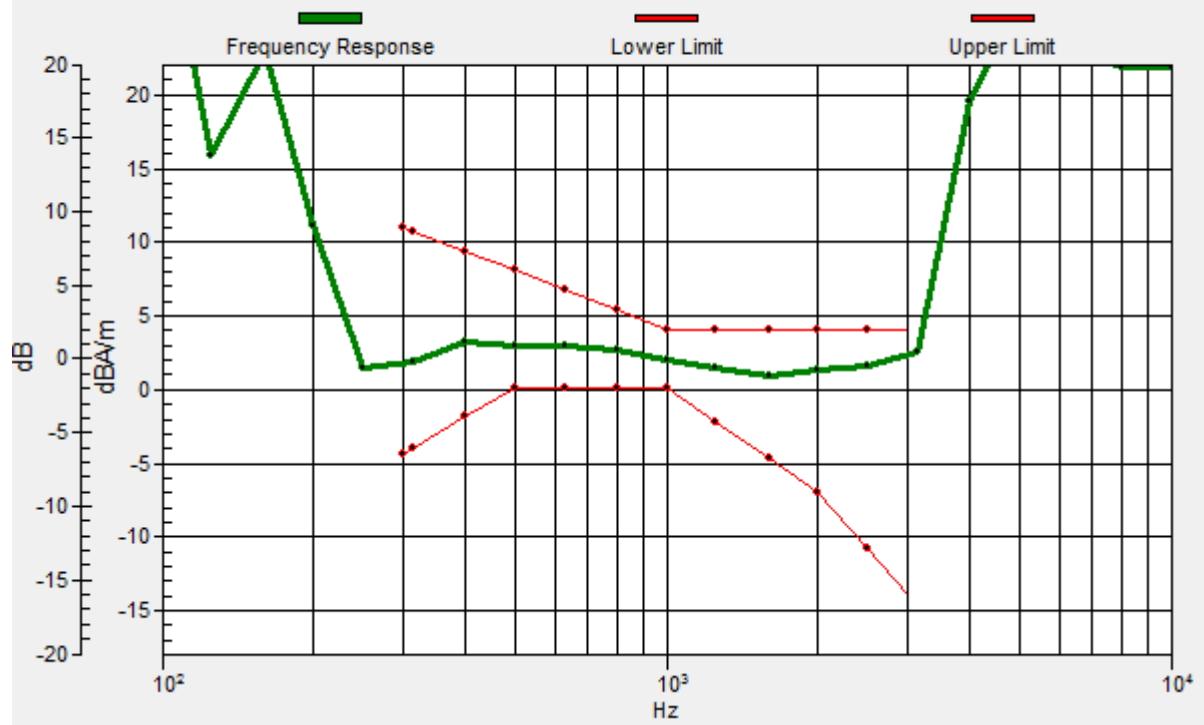


0 dB = 1.000 A/m = 0.00 dBA/m



# General Scans/z (axial) wideband at best S/N/ABM Freq Resp(x,y,z,f)

Loc: 0, 0, 3.7 mm Diff: 1.74dB



## #22 HAC\_T-Coil\_WCDMA II\_AMR12.2Kbps\_Ch9400\_Radial 2 (Y);Battery2\_With Scanner

**DUT: 322304-07**

Communication System: WCDMA; Frequency: 1880 MHz; Duty Cycle: 1:1

Medium: Air Medium parameters used:  $\sigma = 0$  S/m,  $\epsilon_r = 1$ ;  $\rho = 0$  kg/m<sup>3</sup>

Ambient Temperature : 22.6 °C

DASY5 Configuration:

- Probe: AM1DV2 - 1038; ; Calibrated: 2013/1/23
- Sensor-Surface: 0mm (Fix Surface)
- Electronics: DAE4 Sn1279; Calibrated: 2013/1/28
- Phantom: HAC Test Arch with AMCC; Type: SD HAC P01 BA;
- Measurement SW: DASY52, Version 52.8 (6); SEMCAD X Version 14.6.9 (7117)


**General Scans/y (transversal) 4.2mm 50 x 50/ABM SNR(x,y,z) (13x13x1):** Measurement

grid: dx=10mm, dy=10mm

ABM1/ABM2 = 47.98 dB

ABM1 comp = 7.30 dBA/m

Location: 4.2, -16.7, 3.7 mm



0 dB = 1.000 A/m = 0.00 dBA/m

### #23 HAC\_T-Coil\_WCDMA II\_AMR12.2Kbps\_Ch9400\_Axial (Z);Battery1\_Without Scanner

DUT: 322304-07

Communication System: WCDMA; Frequency: 1880 MHz;Duty Cycle: 1:1

Medium: Air Medium parameters used:  $\sigma = 0$  S/m,  $\epsilon_r = 1$ ;  $\rho = 0$  kg/m<sup>3</sup>

Ambient Temperature : 22.6 °C

DASY5 Configuration:

- Probe: AM1DV2 - 1038; ; Calibrated: 2013/1/23
- Sensor-Surface: 0mm (Fix Surface)
- Electronics: DAE4 Sn1279; Calibrated: 2013/1/28
- Phantom: HAC Test Arch with AMCC; Type: SD HAC P01 BA;
- Measurement SW: DASY52, Version 52.8 (6); SEMCAD X Version 14.6.9 (7117)


**General Scans/z (axial) 4.2mm 50 x 50/ABM SNR(x,y,z) (13x13x1):** Measurement grid:

dx=10mm, dy=10mm

ABM1/ABM2 = 49.28 dB

ABM1 comp = 8.75 dBA/m

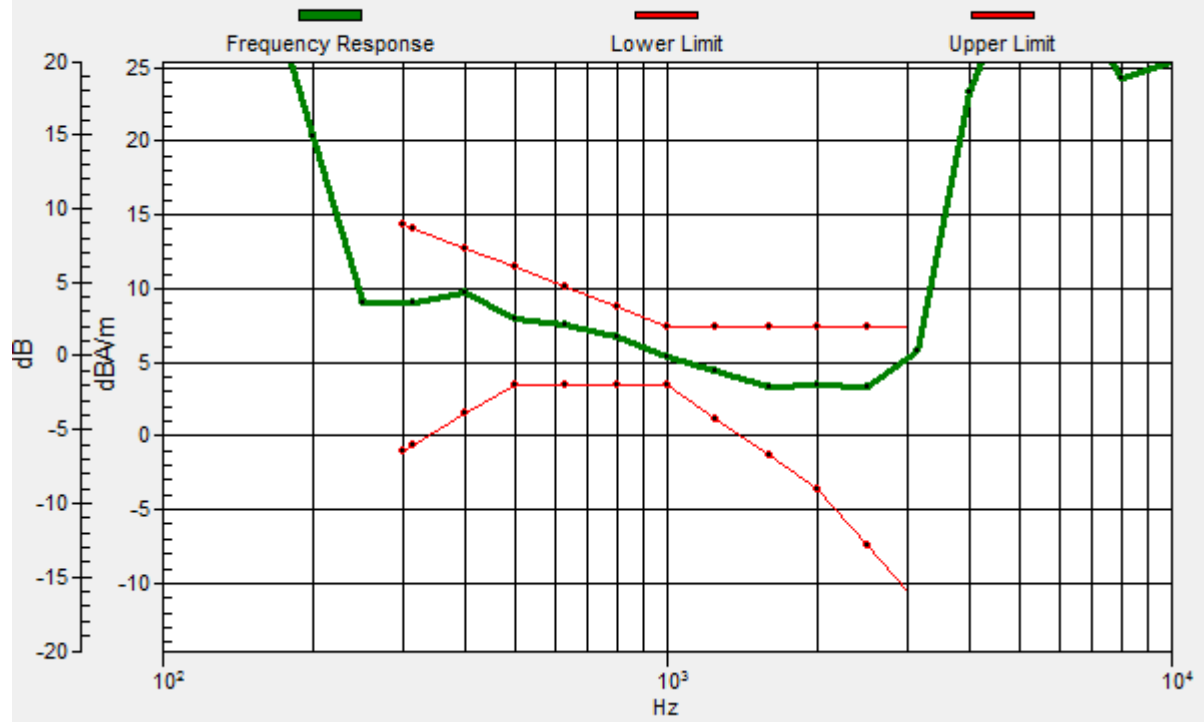
Location: 0, -4.2, 3.7 mm



0 dB = 1.000 A/m = 0.00 dBA/m

# General Scans/z (axial) wideband at best S/N/ABM Freq Resp(x,y,z,f)

Loc: 0, -4.2, 3.7 mm Diff: 2dB



# #23 HAC\_T-Coil\_WCDMA II\_AMR12.2Kbps\_Ch9400\_Radial 2 (Y);Battery1\_Without Scanner

**DUT: 322304-07**

Communication System: WCDMA; Frequency: 1880 MHz; Duty Cycle: 1:1

Medium: Air Medium parameters used:  $\sigma = 0$  S/m,  $\epsilon_r = 1$ ;  $\rho = 0$  kg/m<sup>3</sup>

Ambient Temperature : 22.6 °C

DASY5 Configuration:

- Probe: AM1DV2 - 1038; ; Calibrated: 2013/1/23
- Sensor-Surface: 0mm (Fix Surface)
- Electronics: DAE4 Sn1279; Calibrated: 2013/1/28
- Phantom: HAC Test Arch with AMCC; Type: SD HAC P01 BA;
- Measurement SW: DASY52, Version 52.8 (6); SEMCAD X Version 14.6.9 (7117)


**General Scans/y (transversal) 4.2mm 50 x 50/ABM SNR(x,y,z) (13x13x1):** Measurement

grid: dx=10mm, dy=10mm

ABM1/ABM2 = 47.75 dB

ABM1 comp = 7.69 dBA/m

Location: 0, -20.8, 3.7 mm



0 dB = 1.000 A/m = 0.00 dBA/m