

#01 HAC_E_GSM850_GSM Voice_Ch128;Battery1_With Scanner

DUT: 322304-07

Communication System: GSM-FDD (TDMA, GMSK); Frequency: 824.2 MHz; Duty Cycle: 1:8.6896

Medium: Air Medium parameters used: $\sigma = 0$ S/m, $\epsilon_r = 1$; $\rho = 1000$ kg/m³

Ambient Temperature : 22.6 °C

DASY5 Configuration:

- Probe: ER3DV6 - SN2358; ConvF(1, 1, 1); Calibrated: 2013/1/21;
- Sensor-Surface: (Fix Surface)
- Electronics: DAE4 Sn1279; Calibrated: 2013/1/28
- Phantom: HAC Test Arch with AMCC; Type: SD HAC P01 BA;
- Measurement SW: DASY52, Version 52.8 (6); SEMCAD X Version 14.6.9 (7117)

Ch128/Hearing Aid Compatibility Test (101x101x1): Interpolated grid: dx=0.5000 mm, dy=0.5000 mm

Device Reference Point: 0, 0, -6.3 mm

Reference Value = 74.79 V/m; Power Drift = 0.17 dB

Applied MIF = 3.63 dB

RF audio interference level = 39.30 dBV/m

Emission category: M4

MIF scaled E-field


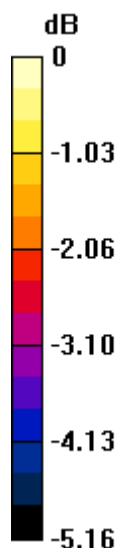
Grid 1 M4 38.33 dBV/m	Grid 2 M4 38.9 dBV/m	Grid 3 M4 38.45 dBV/m
Grid 4 M4 38.8 dBV/m	Grid 5 M4 39.3 dBV/m	Grid 6 M4 38.85 dBV/m
Grid 7 M4 38.89 dBV/m	Grid 8 M4 39.26 dBV/m	Grid 9 M4 38.8 dBV/m

Cursor:

Total = 39.30 dBV/m

E Category: M4

Location: -0.5, 5.5, 8.7 mm



0 dB = 92.26 V/m = 39.30 dBV/m

#02 HAC_E_GSM850_GSM Voice_Ch189;Battery1_With Scanner

DUT: 322304-07

Communication System: GSM-FDD (TDMA, GMSK); Frequency: 836.6 MHz; Duty Cycle: 1:8.6896

Medium: Air Medium parameters used: $\sigma = 0$ S/m, $\epsilon_r = 1$; $\rho = 1000$ kg/m³

Ambient Temperature : 22.6 °C

DASY5 Configuration:

- Probe: ER3DV6 - SN2358; ConvF(1, 1, 1); Calibrated: 2013/1/21;
- Sensor-Surface: (Fix Surface)
- Electronics: DAE4 Sn1279; Calibrated: 2013/1/28
- Phantom: HAC Test Arch with AMCC; Type: SD HAC P01 BA;
- Measurement SW: DASY52, Version 52.8 (6); SEMCAD X Version 14.6.9 (7117)

Ch189/Hearing Aid Compatibility Test (101x101x1): Interpolated grid: dx=0.5000 mm, dy=0.5000 mm

Device Reference Point: 0, 0, -6.3 mm

Reference Value = 80.16 V/m; Power Drift = -0.06 dB

Applied MIF = 3.63 dB

RF audio interference level = 39.64 dBV/m

Emission category: M4

MIF scaled E-field


Grid 1 M4 39.01 dBV/m	Grid 2 M4 39.44 dBV/m	Grid 3 M4 38.87 dBV/m
Grid 4 M4 39.25 dBV/m	Grid 5 M4 39.64 dBV/m	Grid 6 M4 39.07 dBV/m
Grid 7 M4 39.18 dBV/m	Grid 8 M4 39.56 dBV/m	Grid 9 M4 38.97 dBV/m

Cursor:

Total = 39.64 dBV/m

E Category: M4

Location: 0, 3.5, 8.7 mm



0 dB = 95.99 V/m = 39.64 dBV/m

#03 HAC_E_GSM850_GSM Voice_Ch251;Battery1_With Scanner

DUT: 322304-07

Communication System: GSM-FDD (TDMA, GMSK); Frequency: 848.6 MHz; Duty Cycle: 1:8.6896

Medium: Air Medium parameters used: $\sigma = 0$ S/m, $\epsilon_r = 1$; $\rho = 1000$ kg/m³

Ambient Temperature : 22.6 °C

DASY5 Configuration:

- Probe: ER3DV6 - SN2358; ConvF(1, 1, 1); Calibrated: 2013/1/21;
- Sensor-Surface: (Fix Surface)
- Electronics: DAE4 Sn1279; Calibrated: 2013/1/28
- Phantom: HAC Test Arch with AMCC; Type: SD HAC P01 BA;
- Measurement SW: DASY52, Version 52.8 (6); SEMCAD X Version 14.6.9 (7117)

Ch251/Hearing Aid Compatibility Test (101x101x1): Interpolated grid: dx=0.5000 mm, dy=0.5000 mm

Device Reference Point: 0, 0, -6.3 mm

Reference Value = 79.56 V/m; Power Drift = -0.00 dB

Applied MIF = 3.63 dB

RF audio interference level = 39.63 dBV/m

Emission category: M4

MIF scaled E-field


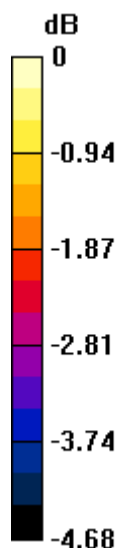
Grid 1 M4 38.65 dBV/m	Grid 2 M4 39.31 dBV/m	Grid 3 M4 38.99 dBV/m
Grid 4 M4 38.96 dBV/m	Grid 5 M4 39.63 dBV/m	Grid 6 M4 39.28 dBV/m
Grid 7 M4 38.94 dBV/m	Grid 8 M4 39.58 dBV/m	Grid 9 M4 39.22 dBV/m

Cursor:

Total = 39.63 dBV/m

E Category: M4

Location: -1.5, 4.5, 8.7 mm



0 dB = 95.86 V/m = 39.63 dBV/m

#07 HAC_E_GSM850_GSM Voice_Ch189;Battery2_With Scanner

DUT: 322304-07

Communication System: GSM-FDD (TDMA, GMSK); Frequency: 836.6 MHz; Duty Cycle: 1:8.6896

Medium: Air Medium parameters used: $\sigma = 0$ S/m, $\epsilon_r = 1$; $\rho = 1000$ kg/m³

Ambient Temperature : 22.6 °C

DASY5 Configuration:

- Probe: ER3DV6 - SN2358; ConvF(1, 1, 1); Calibrated: 2013/1/21;
- Sensor-Surface: (Fix Surface)
- Electronics: DAE4 Sn1279; Calibrated: 2013/1/28
- Phantom: HAC Test Arch with AMCC; Type: SD HAC P01 BA;
- Measurement SW: DASY52, Version 52.8 (6); SEMCAD X Version 14.6.9 (7117)

Ch189/E Scan - ER3D: 15 mm from Probe Center to the Device/Hearing Aid

Compatibility Test (101x101x1): Interpolated grid: dx=0.5000 mm, dy=0.5000 mm

Device Reference Point: 0, 0, -6.3 mm

Reference Value = 73.84 V/m; Power Drift = 0.04 dB

Applied MIF = 3.63 dB

RF audio interference level = 38.97 dBV/m

Emission category: M4

MIF scaled E-field

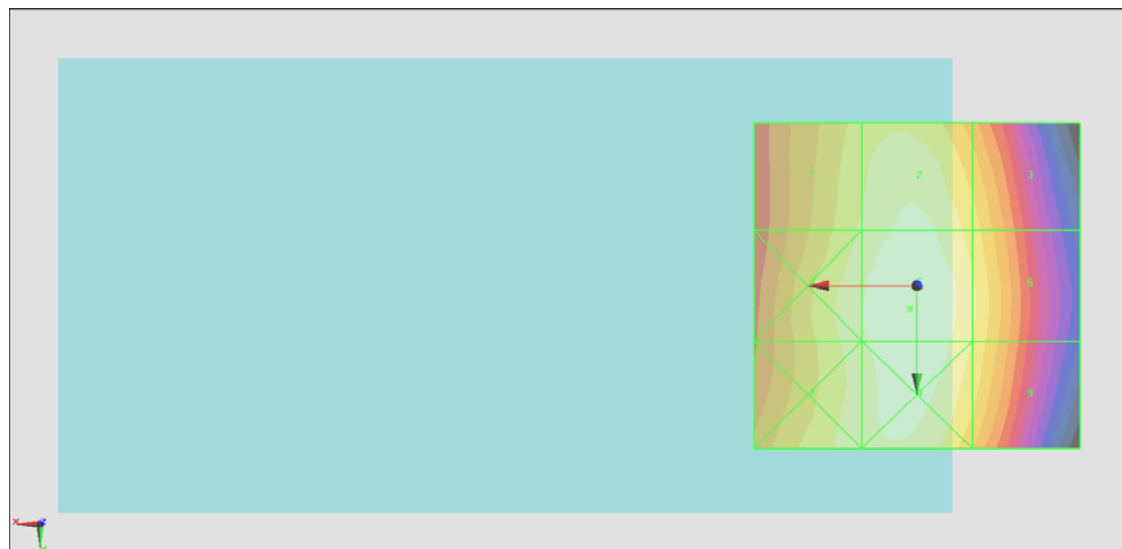
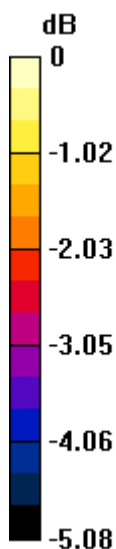
Grid 1 M4 38.35 dBV/m	Grid 2 M4 38.73 dBV/m	Grid 3 M4 38.14 dBV/m
Grid 4 M4 38.63 dBV/m	Grid 5 M4 38.97 dBV/m	Grid 6 M4 38.37 dBV/m
Grid 7 M4 38.56 dBV/m	Grid 8 M4 38.9 dBV/m	Grid 9 M4 38.28 dBV/m

Cursor:

Total = 38.97 dBV/m

E Category: M4

Location: 1, 3.5, 8.7 mm



0 dB = 88.84 V/m = 38.97 dBV/m

#08 HAC_E_GSM850_GSM Voice_Ch189;Battery1_Without Scanner

DUT: 322304-07

Communication System: GSM-FDD (TDMA, GMSK); Frequency: 836.6 MHz; Duty Cycle: 1:8.6896

Medium: Air Medium parameters used: $\sigma = 0$ S/m, $\epsilon_r = 1$; $\rho = 1000$ kg/m³

Ambient Temperature : 22.6 °C

DASY5 Configuration:

- Probe: ER3DV6 - SN2358; ConvF(1, 1, 1); Calibrated: 2013/1/21;
- Sensor-Surface: (Fix Surface)
- Electronics: DAE4 Sn1279; Calibrated: 2013/1/28
- Phantom: HAC Test Arch with AMCC; Type: SD HAC P01 BA;
- Measurement SW: DASY52, Version 52.8 (6); SEMCAD X Version 14.6.9 (7117)

Ch189/E Scan - ER3D: 15 mm from Probe Center to the Device/Hearing Aid

Compatibility Test (101x101x1): Interpolated grid: dx=0.5000 mm, dy=0.5000 mm

Device Reference Point: 0, 0, -6.3 mm

Reference Value = 71.22 V/m; Power Drift = -0.01 dB

Applied MIF = 3.63 dB

RF audio interference level = 38.51 dBV/m

Emission category: M4

MIF scaled E-field

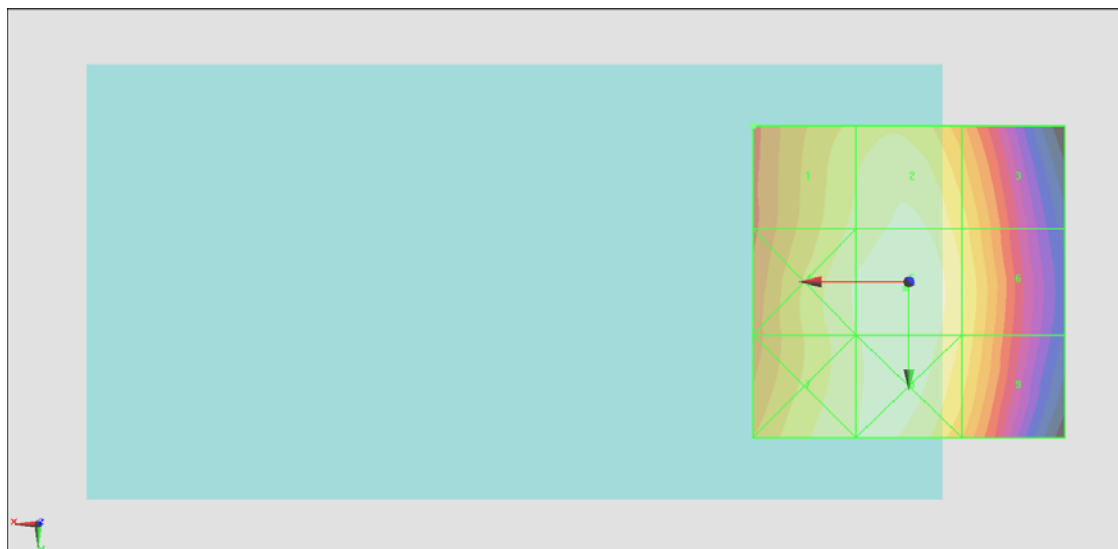
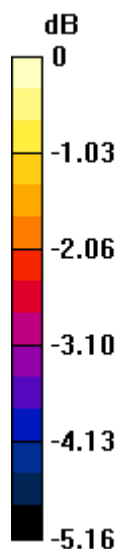
Grid 1 M4 37.93 dBV/m	Grid 2 M4 38.26 dBV/m	Grid 3 M4 37.64 dBV/m
Grid 4 M4 38.21 dBV/m	Grid 5 M4 38.51 dBV/m	Grid 6 M4 37.87 dBV/m
Grid 7 M4 38.15 dBV/m	Grid 8 M4 38.42 dBV/m	Grid 9 M4 37.78 dBV/m

Cursor:

Total = 36.30 dBV/m

E Category: M4

Location: 25, -25, 8.7 mm



0 dB = 84.22 V/m = 38.51 dBV/m

#04 HAC_E_GSM1900_GSM Voice_Ch512;Battery1_With Scanner

DUT: 322304-07

Communication System: GSM-FDD (TDMA, GMSK); Frequency: 1850.2 MHz; Duty Cycle: 1:8.6896

Medium: Air Medium parameters used: $\sigma = 0$ S/m, $\epsilon_r = 1$; $\rho = 1000$ kg/m³

Ambient Temperature : 22.6 °C

DASY5 Configuration:

- Probe: ER3DV6 - SN2358; ConvF(1, 1, 1); Calibrated: 2013/1/21;
- Sensor-Surface: (Fix Surface)
- Electronics: DAE4 Sn1279; Calibrated: 2013/1/28
- Phantom: HAC Test Arch with AMCC; Type: SD HAC P01 BA;
- Measurement SW: DASY52, Version 52.8 (6); SEMCAD X Version 14.6.9 (7117)

Ch512/Hearing Aid Compatibility Test (101x101x1): Interpolated grid: dx=0.5000 mm, dy=0.5000 mm

Device Reference Point: 0, 0, -6.3 mm

Reference Value = 14.24 V/m; Power Drift = 0.14 dB

Applied MIF = 3.63 dB

RF audio interference level = 26.73 dBV/m

Emission category: M4

MIF scaled E-field


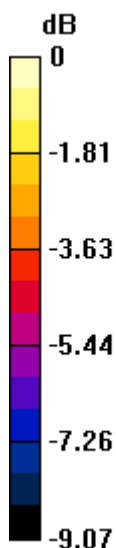
Grid 1 M4 22.65 dBV/m	Grid 2 M4 22.64 dBV/m	Grid 3 M4 22.84 dBV/m
Grid 4 M4 24.6 dBV/m	Grid 5 M4 26.73 dBV/m	Grid 6 M4 26.73 dBV/m
Grid 7 M4 26.95 dBV/m	Grid 8 M4 28.41 dBV/m	Grid 9 M4 28.14 dBV/m

Cursor:

Total = 28.41 dBV/m

E Category: M4

Location: -5, 25, 8.7 mm



0 dB = 26.33 V/m = 28.41 dBV/m

#05 HAC_E_GSM1900_GSM Voice_Ch661;Battery1_With Scanner

DUT: 322304-07

Communication System: GSM-FDD (TDMA, GMSK); Frequency: 1880 MHz; Duty Cycle: 1:8.6896

Medium: Air Medium parameters used: $\sigma = 0$ S/m, $\epsilon_r = 1$; $\rho = 1000$ kg/m³

Ambient Temperature : 22.6 °C

DASY5 Configuration:

- Probe: ER3DV6 - SN2358; ConvF(1, 1, 1); Calibrated: 2013/1/21;
- Sensor-Surface: (Fix Surface)
- Electronics: DAE4 Sn1279; Calibrated: 2013/1/28
- Phantom: HAC Test Arch with AMCC; Type: SD HAC P01 BA;
- Measurement SW: DASY52, Version 52.8 (6); SEMCAD X Version 14.6.9 (7117)

Ch661/Hearing Aid Compatibility Test (101x101x1): Interpolated grid: dx=0.5000 mm, dy=0.5000 mm

Device Reference Point: 0, 0, -6.3 mm

Reference Value = 14.68 V/m; Power Drift = -0.11 dB

Applied MIF = 3.63 dB

RF audio interference level = 27.30 dBV/m

Emission category: M4

MIF scaled E-field


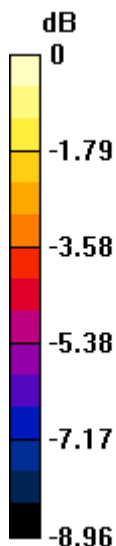
Grid 1 M4 22.85 dBV/m	Grid 2 M4 23.33 dBV/m	Grid 3 M4 23.32 dBV/m
Grid 4 M4 24.71 dBV/m	Grid 5 M4 27.3 dBV/m	Grid 6 M4 27.3 dBV/m
Grid 7 M4 26.98 dBV/m	Grid 8 M4 28.41 dBV/m	Grid 9 M4 28.41 dBV/m

Cursor:

Total = 28.41 dBV/m

E Category: M4

Location: -9, 20.5, 8.7 mm



0 dB = 26.32 V/m = 28.41 dBV/m

#06 HAC_E_GSM1900_GSM Voice_Ch810;Battery1_With Scanner

DUT: 322304-07

Communication System: GSM-FDD (TDMA, GMSK); Frequency: 1909.8 MHz; Duty Cycle: 1:8.6896

Medium: Air Medium parameters used: $\sigma = 0$ S/m, $\epsilon_r = 1$; $\rho = 1000$ kg/m³

Ambient Temperature : 22.6 °C

DASY5 Configuration:

- Probe: ER3DV6 - SN2358; ConvF(1, 1, 1); Calibrated: 2013/1/21;
- Sensor-Surface: (Fix Surface)
- Electronics: DAE4 Sn1279; Calibrated: 2013/1/28
- Phantom: HAC Test Arch with AMCC; Type: SD HAC P01 BA;
- Measurement SW: DASY52, Version 52.8 (6); SEMCAD X Version 14.6.9 (7117)

Ch810/Hearing Aid Compatibility Test (101x101x1): Interpolated grid: dx=0.5000 mm, dy=0.5000 mm

Device Reference Point: 0, 0, -6.3 mm

Reference Value = 13.32 V/m; Power Drift = -0.10 dB

Applied MIF = 3.63 dB

RF audio interference level = 26.22 dBV/m

Emission category: M4

MIF scaled E-field


Grid 1 M4 22.69 dBV/m	Grid 2 M4 22.57 dBV/m	Grid 3 M4 22.61 dBV/m
Grid 4 M4 23.06 dBV/m	Grid 5 M4 26.22 dBV/m	Grid 6 M4 26.22 dBV/m
Grid 7 M4 25.72 dBV/m	Grid 8 M4 27.29 dBV/m	Grid 9 M4 27.19 dBV/m

Cursor:

Total = 27.29 dBV/m

E Category: M4

Location: -5, 25, 8.7 mm



0 dB = 23.14 V/m = 27.29 dBV/m

#09 HAC_E_GSM1900_GSM Voice_Ch661;Battery2_With Scanner

DUT: 322304-07

Communication System: GSM-FDD (TDMA, GMSK); Frequency: 1880 MHz; Duty Cycle: 1:8.6896

Medium: Air Medium parameters used: $\sigma = 0$ S/m, $\epsilon_r = 1$; $\rho = 1000$ kg/m³

Ambient Temperature : 22.6 °C

DASY5 Configuration:

- Probe: ER3DV6 - SN2358; ConvF(1, 1, 1); Calibrated: 2013/1/21;
- Sensor-Surface: (Fix Surface)
- Electronics: DAE4 Sn1279; Calibrated: 2013/1/28
- Phantom: HAC Test Arch with AMCC; Type: SD HAC P01 BA;
- Measurement SW: DASY52, Version 52.8 (6); SEMCAD X Version 14.6.9 (7117)

Ch661/E Scan - ER3D: 15 mm from Probe Center to the Device/Hearing Aid

Compatibility Test (101x101x1): Interpolated grid: dx=0.5000 mm, dy=0.5000 mm

Device Reference Point: 0, 0, -6.3 mm

Reference Value = 13.54 V/m; Power Drift = -0.07 dB

Applied MIF = 3.63 dB

RF audio interference level = 26.53 dBV/m

Emission category: M4

MIF scaled E-field


Grid 1 M4 22.84 dBV/m	Grid 2 M4 23.24 dBV/m	Grid 3 M4 23.28 dBV/m
Grid 4 M4 23.73 dBV/m	Grid 5 M4 26.53 dBV/m	Grid 6 M4 26.53 dBV/m
Grid 7 M4 26.06 dBV/m	Grid 8 M4 27.52 dBV/m	Grid 9 M4 27.48 dBV/m

Cursor:

Total = 27.52 dBV/m

E Category: M4

Location: -6, 25, 8.7 mm



0 dB = 23.77 V/m = 27.52 dBV/m

#10 HAC_E_GSM1900_GSM Voice_Ch661;Battery1_Without Scanner

DUT: 322304-07

Communication System: GSM-FDD (TDMA, GMSK); Frequency: 1880 MHz; Duty Cycle: 1:8.6896

Medium: Air Medium parameters used: $\sigma = 0$ S/m, $\epsilon_r = 1$; $\rho = 1000$ kg/m³

Ambient Temperature : 22.6 °C

DASY5 Configuration:

- Probe: ER3DV6 - SN2358; ConvF(1, 1, 1); Calibrated: 2013/1/21;
- Sensor-Surface: (Fix Surface)
- Electronics: DAE4 Sn1279; Calibrated: 2013/1/28
- Phantom: HAC Test Arch with AMCC; Type: SD HAC P01 BA;
- Measurement SW: DASY52, Version 52.8 (6); SEMCAD X Version 14.6.9 (7117)

Ch661/E Scan - ER3D: 15 mm from Probe Center to the Device/Hearing Aid

Compatibility Test (101x101x1): Interpolated grid: dx=0.5000 mm, dy=0.5000 mm

Device Reference Point: 0, 0, -6.3 mm

Reference Value = 12.94 V/m; Power Drift = -0.04 dB

Applied MIF = 3.63 dB

RF audio interference level = 25.88 dBV/m

Emission category: M4

MIF scaled E-field


Grid 1 M4 22.07 dBV/m	Grid 2 M4 22.49 dBV/m	Grid 3 M4 22.49 dBV/m
Grid 4 M4 23.47 dBV/m	Grid 5 M4 25.88 dBV/m	Grid 6 M4 25.88 dBV/m
Grid 7 M4 25.63 dBV/m	Grid 8 M4 27.04 dBV/m	Grid 9 M4 26.97 dBV/m

Cursor:

Total = 27.04 dBV/m

E Category: M4

Location: -5.5, 25, 8.7 mm



0 dB = 22.49 V/m = 27.04 dBV/m