


## Appendix D. Setup Photographs

<Conducted Emission>

Mode 1


<Original Test Result>

Remote View







Rear View



## &lt;Terminal Test Result&gt;

Remote View







Rear View



**Mode 2****<Original Test Result>**

Remote View







Rear View



## &lt;Terminal Test Result&gt;

Remote View





Rear View





**<Radiated Emission>**


Z Plane

EUT with Battery 1

From 9kHz~30MHz




From 30MHz~1GHz




EUT with Battery 2

From 9kHz~30MHz



From 30MHz~1GHz



————THE END————