

Final Result

Frequency (MHz)	QuasiPeak (dBµV)	CAverage (dBµV)	Limit (dBµV)	Margin (dB)	Line	Filter	Corr. (dB)
0.172500	---	36.17	54.84	18.67	N	OFF	19.5
0.172500	46.24	---	64.84	18.60	N	OFF	19.5
0.233250	---	34.11	52.33	18.22	N	OFF	19.5
0.233250	37.93	---	62.33	24.40	N	OFF	19.5
0.294000	---	30.49	50.41	19.92	N	OFF	19.5
0.294000	37.21	---	60.41	23.20	N	OFF	19.5
0.363750	---	30.14	48.64	18.50	N	OFF	19.5
0.363750	34.54	---	58.64	24.10	N	OFF	19.5
0.471750	---	27.41	46.48	19.07	N	OFF	19.5
0.471750	32.22	---	56.48	24.26	N	OFF	19.5
0.577500	---	24.51	46.00	21.49	N	OFF	19.5
0.577500	29.24	---	56.00	26.76	N	OFF	19.5
3.392250	---	25.01	46.00	20.99	N	OFF	19.7
3.392250	31.32	---	56.00	24.68	N	OFF	19.7



Appendix B. Radiated Spurious Emission

Test Engineer :	Jack Cheng, Lance Chiang, and Peter Liao	Temperature :	22~25°C
		Relative Humidity :	53~62%



<CDD Mode>

2.4GHz 2400~2483.5MHz

WIFI 802.11b (Band Edge @ 3m)

WIFI Ant.	Note	Frequency	Level	Over Limit	Limit Line	Read Level	Antenna Factor	Path Loss	Preamp Factor	Ant Pos	Table Pos	Peak Avg.	Pol.	
1		(MHz)	(dBμV/m)	(dB)	(dBμV/m)	(dBμV)	(dB/m)	(dB)	(dB)	(cm)	(deg)	(P/A)	(H/V)	
802.11b CH 01 2412MHz		2336.775	56.43	-17.57	74	44.38	27.03	16.61	31.59	118	136	P	H	
		2385.495	44.75	-9.25	54	32.54	27.11	16.68	31.58	118	136	A	H	
	*	2412	110.67	-	-	98.33	27.19	16.72	31.57	118	136	P	H	
	*	2412	106.3	-	-	93.96	27.19	16.72	31.57	118	136	A	H	
													H	
													H	
			2373.42	56.53	-17.47	74	44.34	27.11	16.66	31.58	104	75	P	V
			2385.495	44.14	-9.86	54	31.93	27.11	16.68	31.58	104	75	A	V
	*		2412	105.32	-	-	92.98	27.19	16.72	31.57	104	75	P	V
	*		2412	101.17	-	-	88.83	27.19	16.72	31.57	104	75	A	V
													V	
												V		
802.11b CH 02 2417MHz		2386.58	56.41	-17.59	74	44.16	27.15	16.68	31.58	118	135	P	H	
		2389.94	45.66	-8.34	54	33.4	27.15	16.68	31.57	118	135	A	H	
	*	2417	110.57	-	-	98.23	27.19	16.72	31.57	118	135	P	H	
	*	2417	106.31	-	-	93.97	27.19	16.72	31.57	118	135	A	H	
													H	
													H	
			2365.86	56.17	-17.83	74	44.03	27.07	16.65	31.58	103	75	P	V
			2389.94	44.48	-9.52	54	32.22	27.15	16.68	31.57	103	75	A	V
	*		2417	105.19	-	-	92.85	27.19	16.72	31.57	103	75	P	V
	*		2417	101.04	-	-	88.7	27.19	16.72	31.57	103	75	A	V
													V	
												V		



802.11b CH 06 2437MHz		2361.52	56.51	-17.49	74	44.38	27.07	16.64	31.58	138	137	P	H
		2389.94	43.95	-10.05	54	31.69	27.15	16.68	31.57	138	137	A	H
	*	2437	110.31	-	-	97.85	27.28	16.75	31.57	138	137	P	H
	*	2437	105.83	-	-	93.37	27.28	16.75	31.57	138	137	A	H
		2495.24	56.85	-17.15	74	44.16	27.4	16.84	31.55	138	137	P	H
		2484.11	44.21	-9.79	54	31.59	27.36	16.82	31.56	138	137	A	H
		2379.72	55.49	-18.51	74	43.29	27.11	16.67	31.58	100	75	P	V
		2389.94	43.85	-10.15	54	31.59	27.15	16.68	31.57	100	75	A	V
	*	2437	106.28	-	-	93.82	27.28	16.75	31.57	100	75	P	V
	*	2437	102.28	-	-	89.82	27.28	16.75	31.57	100	75	A	V
		2490.2	55.88	-18.12	74	43.21	27.4	16.83	31.56	100	75	P	V
		2499.51	44.11	-9.89	54	31.42	27.4	16.84	31.55	100	75	A	V
802.11b CH 10 2457MHz	*	2457	110.84	-	-	98.3	27.32	16.78	31.56	118	137	P	H
	*	2457	106.71	-	-	94.17	27.32	16.78	31.56	118	137	A	H
		2486.98	56.96	-17.04	74	44.33	27.36	16.83	31.56	118	137	P	H
		2483.68	45.92	-8.08	54	33.3	27.36	16.82	31.56	118	137	A	H
													H
													H
	*	2457	106.6	-	-	94.06	27.32	16.78	31.56	100	75	P	V
	*	2457	102.28	-	-	89.74	27.32	16.78	31.56	100	75	A	V
		2489.08	57	-17	74	44.33	27.4	16.83	31.56	100	75	P	V
		2483.74	44.76	-9.24	54	32.14	27.36	16.82	31.56	100	75	A	V
												V	
												V	



802.11b CH 11 2462MHz	*	2462	111.38	-	-	98.83	27.32	16.79	31.56	108	138	P	H
	*	2462	106.9	-	-	94.35	27.32	16.79	31.56	108	138	A	H
		2484.32	57.73	-16.27	74	45.11	27.36	16.82	31.56	108	138	P	H
		2484.92	46.4	-7.6	54	33.78	27.36	16.82	31.56	108	138	A	H
													H
													H
	*	2462	106.43	-	-	93.88	27.32	16.79	31.56	100	75	P	V
	*	2462	102.13	-	-	89.58	27.32	16.79	31.56	100	75	A	V
		2484.84	57.27	-16.73	74	44.65	27.36	16.82	31.56	100	75	P	V
		2484.76	44.99	-9.01	54	32.37	27.36	16.82	31.56	100	75	A	V
													V
													V
Remark	1. No other spurious found. 2. All results are PASS against Peak and Average limit line.												



2.4GHz 2400~2483.5MHz
WIFI 802.11b (Harmonic @ 3m)

WIFI Ant. 1	Note	Frequency (MHz)	Level (dBμV/m)	Over Limit (dB)	Limit Line (dBμV/m)	Read Level (dBμV)	Antenna Factor (dB/m)	Path Loss (dB)	Preamp Factor (dB)	Ant Pos (cm)	Table Pos (deg)	Peak Avg. (P/A)	Pol. (H/V)	
802.11b CH 01 2412MHz		4824	46.4	-27.6	74	62.16	31.36	10.43	57.55	100	0	P	H	
													H	
													H	
													H	
			4824	47.01	-26.99	74	62.77	31.36	10.43	57.55	100	0	P	V
														V
														V
802.11b CH 06 2437MHz		4874	44.68	-29.32	74	60.2	31.46	10.47	57.45	100	0	P	H	
		7311	44.73	-29.27	74	53.09	36.11	12.8	57.27	100	0	P	H	
													H	
													H	
			4874	45.3	-28.7	74	60.82	31.46	10.47	57.45	100	0	P	V
			7311	44.86	-29.14	74	53.22	36.11	12.8	57.27	100	0	P	V
														V
802.11b CH 11 2462MHz		4924	43.56	-30.44	74	58.86	31.56	10.49	57.35	100	0	P	H	
		7386	44.64	-29.36	74	52.96	36.33	12.71	57.36	100	0	P	H	
													H	
													H	
			4924	44.69	-29.31	74	59.99	31.56	10.49	57.35	100	0	P	V
			7386	44.97	-29.03	74	53.29	36.33	12.71	57.36	100	0	P	V
														V
Remark	1. No other spurious found.													
	2. All results are PASS against Peak and Average limit line.													



**2.4GHz 2400~2483.5MHz
WIFI 802.11g (Band Edge @ 3m)**

WIFI Ant. 1	Note	Frequency (MHz)	Level (dBμV/m)	Over Limit (dB)	Limit Line (dBμV/m)	Read Level (dBμV)	Antenna Factor (dB/m)	Path Loss (dB)	Preamp Factor (dB)	Ant Pos (cm)	Table Pos (deg)	Peak Avg. (P/A)	Pol. (H/V)	
802.11g CH 01 2412MHz		2389.905	62.19	-11.81	74	49.93	27.15	16.68	31.57	114	147	P	H	
		2390	51.39	-2.61	54	39.12	27.15	16.69	31.57	114	147	A	H	
	*	2412	109.2	-	-	96.86	27.19	16.72	31.57	114	147	P	H	
	*	2412	99.33	-	-	86.99	27.19	16.72	31.57	114	147	A	H	
													H	
														H
			2389.8	59.77	-14.23	74	47.51	27.15	16.68	31.57	105	79	P	V
			2390	48.64	-5.36	54	36.37	27.15	16.69	31.57	105	79	A	V
	*		2412	103.63	-	-	91.29	27.19	16.72	31.57	105	79	P	V
	*		2412	94.4	-	-	82.06	27.19	16.72	31.57	105	79	A	V
														V
														V
802.11g CH 02 2417MHz		2384.48	57.6	-16.4	74	45.39	27.11	16.68	31.58	119	142	P	H	
		2389.8	46.78	-7.22	54	34.52	27.15	16.68	31.57	119	142	A	H	
	*	2417	108.81	-	-	96.47	27.19	16.72	31.57	119	142	P	H	
	*	2417	99.86	-	-	87.52	27.19	16.72	31.57	119	142	A	H	
													H	
														H
			2389.66	57.13	-16.87	74	44.88	27.15	16.68	31.58	105	79	P	V
			2389.38	45.41	-8.59	54	33.16	27.15	16.68	31.58	105	79	A	V
	*		2417	104.62	-	-	92.28	27.19	16.72	31.57	105	79	P	V
	*		2417	94.71	-	-	82.37	27.19	16.72	31.57	105	79	A	V
														V
														V



802.11g CH 06 2437MHz		2387.14	57.19	-16.81	74	44.94	27.15	16.68	31.58	136	150	P	H
		2389.94	45.04	-8.96	54	32.78	27.15	16.68	31.57	136	150	A	H
	*	2437	109.54	-	-	97.08	27.28	16.75	31.57	136	150	P	H
	*	2437	99.25	-	-	86.79	27.28	16.75	31.57	136	150	A	H
		2484.81	56.98	-17.02	74	44.36	27.36	16.82	31.56	136	150	P	H
		2484.11	45.33	-8.67	54	32.71	27.36	16.82	31.56	136	150	A	H
		2381.96	56.52	-17.48	74	44.32	27.11	16.67	31.58	100	79	P	V
		2388.68	44.58	-9.42	54	32.33	27.15	16.68	31.58	100	79	A	V
	*	2437	105.2	-	-	92.74	27.28	16.75	31.57	100	79	P	V
	*	2437	94.93	-	-	82.47	27.28	16.75	31.57	100	79	A	V
		2484.18	55.87	-18.13	74	43.25	27.36	16.82	31.56	100	79	P	V
		2486.7	45.06	-8.94	54	32.43	27.36	16.83	31.56	100	79	A	V
	802.11g CH 10 2457MHz	*	2457	109.27	-	-	96.73	27.32	16.78	31.56	120	150	P
*		2457	99.71	-	-	87.17	27.32	16.78	31.56	120	150	A	H
		2484.52	58.55	-15.45	74	45.93	27.36	16.82	31.56	120	150	P	H
		2483.68	46.7	-7.3	54	34.08	27.36	16.82	31.56	120	150	A	H
													H
													H
*		2457	104.22	-	-	91.68	27.32	16.78	31.56	100	76	P	V
*		2457	94.59	-	-	82.05	27.32	16.78	31.56	100	76	A	V
		2485.72	57.79	-16.21	74	45.17	27.36	16.82	31.56	100	76	P	V
		2484.22	45.8	-8.2	54	33.18	27.36	16.82	31.56	100	76	A	V
													V
												V	



802.11g CH 11 2462MHz	*	2462	110.72	-	-	98.17	27.32	16.79	31.56	109	138	P	H
	*	2462	100.82	-	-	88.27	27.32	16.79	31.56	109	138	A	H
		2484.52	63.17	-10.83	74	50.55	27.36	16.82	31.56	109	138	P	H
		2483.52	51.68	-2.32	54	39.06	27.36	16.82	31.56	109	138	A	H
													H
													H
	*	2462	105.76	-	-	93.21	27.32	16.79	31.56	100	75	P	V
	*	2462	95.33	-	-	82.78	27.32	16.79	31.56	100	75	A	V
		2484.48	59.43	-14.57	74	46.81	27.36	16.82	31.56	100	75	P	V
		2483.56	48.05	-5.95	54	35.43	27.36	16.82	31.56	100	75	A	V
													V
													V
Remark	1. No other spurious found. 2. All results are PASS against Peak and Average limit line.												



**2.4GHz 2400~2483.5MHz
WIFI 802.11g (Harmonic @ 3m)**

WIFI Ant. 1	Note	Frequency (MHz)	Level (dBμV/m)	Over Limit (dB)	Limit Line (dBμV/m)	Read Level (dBμV)	Antenna Factor (dB/m)	Path Loss (dB)	Preamp Factor (dB)	Ant Pos (cm)	Table Pos (deg)	Peak Avg. (P/A)	Pol. (H/V)	
802.11g CH 01 2412MHz		4824	43.07	-30.93	74	58.83	31.36	10.43	57.55	100	0	P	H	
													H	
													H	
													H	
			4824	43.9	-30.1	74	59.66	31.36	10.43	57.55	100	0	P	V
														V
														V
802.11g CH 06 2437MHz		4874	42.72	-31.28	74	58.24	31.46	10.47	57.45	100	0	P	H	
		7311	44.82	-29.18	74	53.18	36.11	12.8	57.27	100	0	P	H	
													H	
													H	
			4874	42.34	-31.66	74	57.86	31.46	10.47	57.45	100	0	P	V
			7311	45.22	-28.78	74	53.58	36.11	12.8	57.27	100	0	P	V
														V
802.11g CH 11 2462MHz		4924	41.81	-32.19	74	57.11	31.56	10.49	57.35	100	0	P	H	
		7386	44.89	-29.11	74	53.21	36.33	12.71	57.36	100	0	P	H	
													H	
													H	
			4924	42.19	-31.81	74	57.49	31.56	10.49	57.35	100	0	P	V
			7386	44.57	-29.43	74	52.89	36.33	12.71	57.36	100	0	P	V
														V
Remark	1. No other spurious found.													
	2. All results are PASS against Peak and Average limit line.													



**2.4GHz 2400~2483.5MHz
WIFI 802.11n HT20 (Band Edge @ 3m)**

WIFI Ant. 1	Note	Frequency (MHz)	Level (dBμV/m)	Over Limit (dB)	Limit Line (dBμV/m)	Read Level (dBμV)	Antenna Factor (dB/m)	Path Loss (dB)	Preamp Factor (dB)	Ant Pos (cm)	Table Pos (deg)	Peak Avg. (P/A)	Pol. (H/V)	
802.11n HT20 CH 01 2412MHz		2388.855	64.36	-9.64	74	52.11	27.15	16.68	31.58	177	143	P	H	
		2390	52.04	-1.96	54	39.77	27.15	16.69	31.57	177	143	A	H	
	*	2412	108.59	-	-	96.25	27.19	16.72	31.57	177	143	P	H	
	*	2412	98.49	-	-	86.15	27.19	16.72	31.57	177	143	A	H	
													H	
													H	
			2389.695	60.42	-13.58	74	48.17	27.15	16.68	31.58	107	80	P	V
			2389.905	48.49	-5.51	54	36.23	27.15	16.68	31.57	107	80	A	V
		*	2412	103.23	-	-	90.89	27.19	16.72	31.57	107	80	P	V
		*	2412	92.76	-	-	80.42	27.19	16.72	31.57	107	80	A	V
													V	
													V	
802.11n HT20 CH 02 2417MHz		2389.24	58.55	-15.45	74	46.3	27.15	16.68	31.58	119	142	P	H	
		2389.66	46.8	-7.2	54	34.55	27.15	16.68	31.58	119	142	A	H	
	*	2417	108.88	-	-	96.54	27.19	16.72	31.57	119	142	P	H	
	*	2417	99.2	-	-	86.86	27.19	16.72	31.57	119	142	A	H	
													H	
													H	
			2356.48	55.61	-18.39	74	43.49	27.07	16.63	31.58	100	80	P	V
			2389.94	45.21	-8.79	54	32.95	27.15	16.68	31.57	100	80	A	V
		*	2417	103.7	-	-	91.36	27.19	16.72	31.57	100	80	P	V
		*	2417	93.48	-	-	81.14	27.19	16.72	31.57	100	80	A	V
													V	
													V	



802.11n HT20 CH 06 2437MHz		2367.26	55.65	-18.35	74	43.51	27.07	16.65	31.58	138	146	P	H
		2389.94	44.97	-9.03	54	32.71	27.15	16.68	31.57	138	146	A	H
	*	2437	109.11	-	-	96.65	27.28	16.75	31.57	138	146	P	H
	*	2437	98.86	-	-	86.4	27.28	16.75	31.57	138	146	A	H
		2486.14	56.58	-17.42	74	43.96	27.36	16.82	31.56	138	146	P	H
		2483.9	45.16	-8.84	54	32.54	27.36	16.82	31.56	138	146	A	H
		2379.3	55.69	-18.31	74	43.49	27.11	16.67	31.58	100	81	P	V
		2389.38	44.86	-9.14	54	32.61	27.15	16.68	31.58	100	81	A	V
	*	2437	104.17	-	-	91.71	27.28	16.75	31.57	100	81	P	V
	*	2437	94.19	-	-	81.73	27.28	16.75	31.57	100	81	A	V
		2484.74	56.14	-17.86	74	43.52	27.36	16.82	31.56	100	81	P	V
		2485.65	44.93	-9.07	54	32.31	27.36	16.82	31.56	100	81	A	V
	802.11n HT20 CH 10 2457MHz	*	2457	109.91	-	-	97.37	27.32	16.78	31.56	116	148	P
*		2457	99.73	-	-	87.19	27.32	16.78	31.56	116	148	A	H
		2483.68	60.91	-13.09	74	48.29	27.36	16.82	31.56	116	148	P	H
		2484.52	47.34	-6.66	54	34.72	27.36	16.82	31.56	116	148	A	H
												P	H
												A	H
*		2457	104.71	-	-	92.17	27.32	16.78	31.56	100	79	P	V
*		2457	94.6	-	-	82.06	27.32	16.78	31.56	100	79	A	V
		2485.54	57.19	-16.81	74	44.57	27.36	16.82	31.56	100	79	P	V
		2483.98	45.98	-8.02	54	33.36	27.36	16.82	31.56	100	79	A	V
											P	V	
											A	V	



802.11n HT20 CH 11 2462MHz	*	2462	108.63	-	-	96.08	27.32	16.79	31.56	134	146	P	H
	*	2462	99	-	-	86.45	27.32	16.79	31.56	134	146	A	H
		2483.84	63.22	-10.78	74	50.6	27.36	16.82	31.56	134	146	P	H
		2483.56	51.83	-2.17	54	39.21	27.36	16.82	31.56	134	146	A	H
													H
													H
	*	2462	104.21	-	-	91.66	27.32	16.79	31.56	100	79	P	V
	*	2462	94.13	-	-	81.58	27.32	16.79	31.56	100	79	A	V
		2484.52	60.4	-13.6	74	47.78	27.36	16.82	31.56	100	79	P	V
		2483.88	48.84	-5.16	54	36.22	27.36	16.82	31.56	100	79	A	V
													V
												V	
Remark	1. No other spurious found. 2. All results are PASS against Peak and Average limit line.												



**2.4GHz 2400~2483.5MHz
WIFI 802.11n HT20 (Harmonic @ 3m)**

WIFI Ant. 1	Note	Frequency (MHz)	Level (dBμV/m)	Over Limit (dB)	Limit Line (dBμV/m)	Read Level (dBμV)	Antenna Factor (dB/m)	Path Loss (dB)	Preamp Factor (dB)	Ant Pos (cm)	Table Pos (deg)	Peak Avg. (P/A)	Pol. (H/V)	
802.11n HT20 CH 01 2412MHz		4824	43.77	-30.23	74	59.53	31.36	10.43	57.55	100	0	P	H	
													H	
													H	
													H	
			4824	43.31	-30.69	74	59.07	31.36	10.43	57.55	100	0	P	V
														V
														V
802.11n HT20 CH 06 2437MHz		4874	42.72	-31.28	74	58.24	31.46	10.47	57.45	100	0	P	H	
		7311	45.35	-28.65	74	53.71	36.11	12.8	57.27	100	0	P	H	
													H	
													H	
			4874	42.59	-31.41	74	58.11	31.46	10.47	57.45	100	0	P	V
			7311	45.88	-28.12	74	54.24	36.11	12.8	57.27	100	0	P	V
														V
802.11n HT20 CH 11 2462MHz		4924	42.12	-31.88	74	57.42	31.56	10.49	57.35	100	0	P	H	
		7386	45.38	-28.62	74	53.7	36.33	12.71	57.36	100	0	P	H	
													H	
													H	
			4924	43.97	-30.03	74	59.27	31.56	10.49	57.35	100	0	P	V
			7386	44.77	-29.23	74	53.09	36.33	12.71	57.36	100	0	P	V
														V
Remark	1. No other spurious found.													
	2. All results are PASS against Peak and Average limit line.													



2.4GHz 2400~2483.5MHz
WIFI 802.11n HT40 (Band Edge @ 3m)

Table with 14 columns: WIFI Ant. 1, Note, Frequency (MHz), Level (dBµV/m), Over Limit (dB), Limit Line (dBµV/m), Read Level (dBµV), Antenna Factor (dB/m), Path Loss (dB), Preamp Factor (dB), Ant Pos (cm), Table Pos (deg), Peak Avg. (P/A), Pol. (H/V). Rows include data for 802.11n HT40 CH 03 (2422MHz) and CH 04 (2427MHz).



802.11n HT40 CH 06 2437MHz		2389.52	60.67	-13.33	74	48.42	27.15	16.68	31.58	140	148	P	H	
		2389.94	49.45	-4.55	54	37.19	27.15	16.68	31.57	140	148	A	H	
	*	2437	104.95	-	-	92.49	27.28	16.75	31.57	140	148	P	H	
	*	2437	95.61	-	-	83.15	27.28	16.75	31.57	140	148	A	H	
		2484.11	61.67	-12.33	74	49.05	27.36	16.82	31.56	140	148	P	H	
		2483.5	49.72	-4.28	54	37.1	27.36	16.82	31.56	140	148	A	H	
		2389.8	57.49	-16.51	74	45.23	27.15	16.68	31.57	100	79	P	V	
		2389.94	47.13	-6.87	54	34.87	27.15	16.68	31.57	100	79	A	V	
	*	2437	101.23	-	-	88.77	27.28	16.75	31.57	100	79	P	V	
	*	2437	91.07	-	-	78.61	27.28	16.75	31.57	100	79	A	V	
		2486.07	57.9	-16.1	74	45.28	27.36	16.82	31.56	100	79	P	V	
		2483.62	47.86	-6.14	54	35.24	27.36	16.82	31.56	100	79	A	V	
	802.11n HT40 CH 08 2447MHz		2388.54	57.48	-16.52	74	45.23	27.15	16.68	31.58	139	147	P	H
			2389.66	46.1	-7.9	54	33.85	27.15	16.68	31.58	139	147	A	H
*		2447	104.76	-	-	92.27	27.28	16.77	31.56	139	147	P	H	
*		2447	95.35	-	-	82.86	27.28	16.77	31.56	139	147	A	H	
		2484.32	62.24	-11.76	74	49.62	27.36	16.82	31.56	139	147	P	H	
		2484.6	52.29	-1.71	54	39.67	27.36	16.82	31.56	139	147	A	H	
		2372.44	56.3	-17.7	74	44.11	27.11	16.66	31.58	100	78	P	V	
		2348.64	45.58	-8.42	54	33.51	27.03	16.62	31.58	100	78	A	V	
*		2447	100.97	-	-	88.48	27.28	16.77	31.56	100	78	P	V	
*		2447	91.12	-	-	78.63	27.28	16.77	31.56	100	78	A	V	
	2486.35	59.71	-14.29	74	47.08	27.36	16.83	31.56	100	78	P	V		
	2484.81	49.75	-4.25	54	37.13	27.36	16.82	31.56	100	78	A	V		



802.11n HT40 CH 09 2452MHz		2387.7	57.15	-16.85	74	44.9	27.15	16.68	31.58	118	138	P	H
		2389.94	46.19	-7.81	54	33.93	27.15	16.68	31.57	118	138	A	H
	*	2452	105.25	-	-	92.75	27.28	16.78	31.56	118	138	P	H
	*	2452	95.29	-	-	82.79	27.28	16.78	31.56	118	138	A	H
		2485.09	61.65	-12.35	74	49.03	27.36	16.82	31.56	118	138	P	H
		2483.83	51.99	-2.01	54	39.37	27.36	16.82	31.56	118	138	A	H
		2349.62	56.37	-17.63	74	44.3	27.03	16.62	31.58	100	78	P	V
		2374.12	45.43	-8.57	54	33.24	27.11	16.66	31.58	100	78	A	V
	*	2452	100.38	-	-	87.88	27.28	16.78	31.56	100	78	P	V
	*	2452	90.72	-	-	78.22	27.28	16.78	31.56	100	78	A	V
		2484.81	59.78	-14.22	74	47.16	27.36	16.82	31.56	100	78	P	V
		2483.83	49.66	-4.34	54	37.04	27.36	16.82	31.56	100	78	A	V
Remark	1. No other spurious found. 2. All results are PASS against Peak and Average limit line.												



**2.4GHz 2400~2483.5MHz
WIFI 802.11n HT40 (Harmonic @ 3m)**

WIFI Ant. 1	Note	Frequency (MHz)	Level (dBμV/m)	Over Limit (dB)	Limit Line (dBμV/m)	Read Level (dBμV)	Antenna Factor (dB/m)	Path Loss (dB)	Preamp Factor (dB)	Ant Pos (cm)	Table Pos (deg)	Peak Avg. (P/A)	Pol. (H/V)
802.11n HT40 CH 03 2422MHz		4844	41.22	-32.78	74	56.89	31.39	10.45	57.51	100	0	P	H
		7266	44.27	-29.73	74	52.63	36.02	12.84	57.22	100	0	P	H
													H
													H
		4844	42.09	-31.91	74	57.76	31.39	10.45	57.51	100	0	P	V
		7266	44.86	-29.14	74	53.22	36.02	12.84	57.22	100	0	P	V
802.11n HT40 CH 06 2437MHz		4874	40.38	-33.62	74	55.9	31.46	10.47	57.45	100	0	P	H
		7311	45.51	-28.49	74	53.87	36.11	12.8	57.27	100	0	P	H
													H
													H
		4874	41.4	-32.6	74	56.92	31.46	10.47	57.45	100	0	P	V
		7311	45.56	-28.44	74	53.92	36.11	12.8	57.27	100	0	P	V
802.11n HT40 CH 09 2452MHz		4904	40.01	-33.99	74	55.39	31.53	10.48	57.39	100	0	P	H
		7356	44.67	-29.33	74	53.02	36.24	12.74	57.33	100	0	P	H
													H
													H
		4904	40.84	-33.16	74	56.22	31.53	10.48	57.39	100	0	P	V
		7356	44.33	-29.67	74	52.68	36.24	12.74	57.33	100	0	P	V
Remark	1. No other spurious found.												
	2. All results are PASS against Peak and Average limit line.												



2.4GHz 2400~2483.5MHz

WIFI 802.11b (Band Edge @ 3m)

WIFI	Note	Frequency	Level	Over	Limit	Read	Antenna	Path	Preamp	Ant	Table	Peak	Pol.	
Ant.				Limit	Line	Level	Factor	Loss	Factor	Pos	Pos	Avg.		
2		(MHz)	(dBμV/m)	(dB)	(dBμV/m)	(dBμV)	(dB/m)	(dB)	(dB)	(cm)	(deg)	(P/A)	(H/V)	
802.11b CH 01 2412MHz		2388.225	59.57	-14.43	74	47.32	27.15	16.68	31.58	100	301	P	H	
		2390	44.33	-9.67	54	32.06	27.15	16.69	31.57	100	301	A	H	
	*	2412	108.18	-	-	95.84	27.19	16.72	31.57	100	301	P	H	
	*	2412	104.08	-	-	91.74	27.19	16.72	31.57	100	301	A	H	
													H	
													H	
			2386.545	60.74	-13.26	74	48.49	27.15	16.68	31.58	202	275	P	V
			2390	44.64	-9.36	54	32.37	27.15	16.69	31.57	202	275	A	V
	*		2412	110.56	-	-	98.22	27.19	16.72	31.57	202	275	P	V
	*		2412	106.52	-	-	94.18	27.19	16.72	31.57	202	275	A	V
													V	
													V	
802.11b CH 02 2417MHz		2389.94	58.25	-15.75	74	45.99	27.15	16.68	31.57	120	302	P	H	
		2388.82	44.39	-9.61	54	32.14	27.15	16.68	31.58	120	302	A	H	
	*	2417	107.98	-	-	95.64	27.19	16.72	31.57	120	302	P	H	
	*	2417	103.85	-	-	91.51	27.19	16.72	31.57	120	302	A	H	
													H	
													H	
			2389.38	61.13	-12.87	74	48.88	27.15	16.68	31.58	177	275	P	V
			2388.68	44.79	-9.21	54	32.54	27.15	16.68	31.58	177	275	A	V
	*		2417	110.78	-	-	98.44	27.19	16.72	31.57	177	275	P	V
	*		2417	106.52	-	-	94.18	27.19	16.72	31.57	177	275	A	V
													V	
													V	



802.11b CH 06 2437MHz		2342.9	57.33	-16.67	74	45.27	27.03	16.61	31.58	100	296	P	H
		2389.94	43.82	-10.18	54	31.56	27.15	16.68	31.57	100	296	A	H
	*	2437	108.11	-	-	95.65	27.28	16.75	31.57	100	296	P	H
	*	2437	103.73	-	-	91.27	27.28	16.75	31.57	100	296	A	H
		2489.92	57.43	-16.57	74	44.76	27.4	16.83	31.56	100	296	P	H
		2485.79	44.11	-9.89	54	31.49	27.36	16.82	31.56	100	296	A	H
		2389.52	57.68	-16.32	74	45.43	27.15	16.68	31.58	257	276	P	V
		2389.38	43.93	-10.07	54	31.68	27.15	16.68	31.58	257	276	A	V
	*	2437	110.56	-	-	98.1	27.28	16.75	31.57	257	276	P	V
	*	2437	106.09	-	-	93.63	27.28	16.75	31.57	257	276	A	V
		2490.48	58.02	-15.98	74	45.35	27.4	16.83	31.56	257	276	P	V
		2483.9	44.15	-9.85	54	31.53	27.36	16.82	31.56	257	276	A	V
	802.11b CH 10 2457MHz	*	2457	108.14	-	-	95.6	27.32	16.78	31.56	128	296	P
*		2457	103.83	-	-	91.29	27.32	16.78	31.56	128	296	A	H
		2484.58	57.6	-16.4	74	44.98	27.36	16.82	31.56	128	296	P	H
		2485.18	44.73	-9.27	54	32.11	27.36	16.82	31.56	128	296	A	H
													H
													H
*		2457	111.21	-	-	98.67	27.32	16.78	31.56	197	278	P	V
*		2457	106.88	-	-	94.34	27.32	16.78	31.56	197	278	A	V
		2484.94	59.33	-14.67	74	46.71	27.36	16.82	31.56	197	278	P	V
		2485.36	45.31	-8.69	54	32.69	27.36	16.82	31.56	197	278	A	V
												V	
												V	



802.11b CH 11 2462MHz	*	2462	108.2	-	-	95.65	27.32	16.79	31.56	100	297	P	H
	*	2462	104.04	-	-	91.49	27.32	16.79	31.56	100	297	A	H
		2484.2	59.08	-14.92	74	46.46	27.36	16.82	31.56	100	297	P	H
		2483.52	45.83	-8.17	54	33.21	27.36	16.82	31.56	100	297	A	H
													H
													H
	*	2462	111.14	-	-	98.59	27.32	16.79	31.56	197	278	P	V
	*	2462	107.05	-	-	94.5	27.32	16.79	31.56	197	278	A	V
		2484.2	60.67	-13.33	74	48.05	27.36	16.82	31.56	197	278	P	V
		2483.52	46.94	-7.06	54	34.32	27.36	16.82	31.56	197	278	A	V
													V
													V
Remark	1. No other spurious found. 2. All results are PASS against Peak and Average limit line.												



**2.4GHz 2400~2483.5MHz
WIFI 802.11b (Harmonic @ 3m)**

WIFI Ant. 2	Note	Frequency (MHz)	Level (dBμV/m)	Over Limit (dB)	Limit Line (dBμV/m)	Read Level (dBμV)	Antenna Factor (dB/m)	Path Loss (dB)	Preamp Factor (dB)	Ant Pos (cm)	Table Pos (deg)	Peak Avg. (P/A)	Pol. (H/V)	
802.11b CH 01 2412MHz		4824	46.29	-27.71	74	62.05	31.36	10.43	57.55	100	0	P	H	
													H	
													H	
													H	
			4824	44.1	-29.9	74	59.86	31.36	10.43	57.55	100	0	P	V
														V
														V
802.11b CH 06 2437MHz		4874	45.14	-28.86	74	60.66	31.46	10.47	57.45	100	0	P	H	
		7311	45.78	-28.22	74	54.14	36.11	12.8	57.27	100	0	P	H	
													H	
													H	
			4874	43.32	-30.68	74	58.84	31.46	10.47	57.45	100	0	P	V
			7311	44.77	-29.23	74	53.13	36.11	12.8	57.27	100	0	P	V
														V
802.11b CH 11 2462MHz		4924	48.58	-25.42	74	63.88	31.56	10.49	57.35	100	0	P	H	
		7386	45.05	-28.95	74	53.37	36.33	12.71	57.36	100	0	P	H	
													H	
													H	
			4924	46.71	-27.29	74	62.01	31.56	10.49	57.35	100	0	P	V
			7386	45.06	-28.94	74	53.38	36.33	12.71	57.36	100	0	P	V
														V
Remark	1. No other spurious found.													
	2. All results are PASS against Peak and Average limit line.													



**2.4GHz 2400~2483.5MHz
WIFI 802.11g (Band Edge @ 3m)**

WIFI Ant. 2	Note	Frequency (MHz)	Level (dBμV/m)	Over Limit (dB)	Limit Line (dBμV/m)	Read Level (dBμV)	Antenna Factor (dB/m)	Path Loss (dB)	Preamp Factor (dB)	Ant Pos (cm)	Table Pos (deg)	Peak Avg. (P/A)	Pol. (H/V)	
802.11g CH 01 2412MHz		2389.8	61.68	-12.32	74	49.42	27.15	16.68	31.57	102	295	P	H	
		2390	49.32	-4.68	54	37.05	27.15	16.69	31.57	102	295	A	H	
	*	2412	106.85	-	-	94.51	27.19	16.72	31.57	102	295	P	H	
	*	2412	96.32	-	-	83.98	27.19	16.72	31.57	102	295	A	H	
													H	
													H	
			2389.695	65.86	-8.14	74	53.61	27.15	16.68	31.58	199	258	P	V
			2390	52.63	-1.37	54	40.36	27.15	16.69	31.57	199	258	A	V
	*		2412	110.84	-	-	98.5	27.19	16.72	31.57	199	258	P	V
	*		2412	100.62	-	-	88.28	27.19	16.72	31.57	199	258	A	V
														V
														V
802.11g CH 02 2417MHz		2389.24	61.93	-12.07	74	49.68	27.15	16.68	31.58	106	294	P	H	
		2389.8	45.44	-8.56	54	33.18	27.15	16.68	31.57	106	294	A	H	
	*	2417	107.59	-	-	95.25	27.19	16.72	31.57	106	294	P	H	
	*	2417	97.32	-	-	84.98	27.19	16.72	31.57	106	294	A	H	
													H	
													H	
			2389.8	65.08	-8.92	74	52.82	27.15	16.68	31.57	198	257	P	V
			2389.8	46.36	-7.64	54	34.1	27.15	16.68	31.57	198	257	A	V
	*		2417	110.66	-	-	98.32	27.19	16.72	31.57	198	257	P	V
	*		2417	100.62	-	-	88.28	27.19	16.72	31.57	198	257	A	V
														V
														V



802.11g CH 06 2437MHz		2388.26	58.99	-15.01	74	46.74	27.15	16.68	31.58	100	295	P	H
		2377.34	44.75	-9.25	54	32.55	27.11	16.67	31.58	100	295	A	H
	*	2437	107.8	-	-	95.34	27.28	16.75	31.57	100	295	P	H
	*	2437	97	-	-	84.54	27.28	16.75	31.57	100	295	A	H
		2483.76	57.58	-16.42	74	44.96	27.36	16.82	31.56	100	295	P	H
		2499.09	45.08	-8.92	54	32.39	27.4	16.84	31.55	100	295	A	H
		2389.66	60.38	-13.62	74	48.13	27.15	16.68	31.58	226	264	P	V
		2388.96	44.99	-9.01	54	32.74	27.15	16.68	31.58	226	264	A	V
	*	2437	110.6	-	-	98.14	27.28	16.75	31.57	226	264	P	V
	*	2437	100.37	-	-	87.91	27.28	16.75	31.57	226	264	A	V
		2483.76	59.58	-14.42	74	46.96	27.36	16.82	31.56	226	264	P	V
		2484.46	45.25	-8.75	54	32.63	27.36	16.82	31.56	226	264	P	V
	802.11g CH 10 2457MHz	*	2457	107.93	-	-	95.39	27.32	16.78	31.56	104	296	P
*		2457	97.88	-	-	85.34	27.32	16.78	31.56	104	296	A	H
		2485.54	60.64	-13.36	74	48.02	27.36	16.82	31.56	104	296	P	H
		2483.8	45.9	-8.1	54	33.28	27.36	16.82	31.56	104	296	A	H
													H
													H
*		2457	111.42	-	-	98.88	27.32	16.78	31.56	191	268	P	V
*		2457	101.42	-	-	88.88	27.32	16.78	31.56	191	268	A	V
		2483.92	62.78	-11.22	74	50.16	27.36	16.82	31.56	191	268	P	V
		2484.58	46.62	-7.38	54	34	27.36	16.82	31.56	191	268	A	V
													V
												V	



802.11g CH 11 2462MHz	*	2462	108.25	-	-	95.7	27.32	16.79	31.56	100	302	P	H
	*	2462	98.36	-	-	85.81	27.32	16.79	31.56	100	302	A	H
		2483.84	62.57	-11.43	74	49.95	27.36	16.82	31.56	100	302	P	H
		2483.52	50.04	-3.96	54	37.42	27.36	16.82	31.56	100	302	A	H
													H
													H
	*	2462	111.25	-	-	98.7	27.32	16.79	31.56	197	279	P	V
	*	2462	101.35	-	-	88.8	27.32	16.79	31.56	197	279	A	V
		2484.48	64.67	-9.33	74	52.05	27.36	16.82	31.56	197	279	P	V
		2483.52	52.06	-1.94	54	39.44	27.36	16.82	31.56	197	279	A	V
													V
													V
Remark	1. No other spurious found. 2. All results are PASS against Peak and Average limit line.												



**2.4GHz 2400~2483.5MHz
WIFI 802.11g (Harmonic @ 3m)**

WIFI Ant. 2	Note	Frequency (MHz)	Level (dBμV/m)	Over Limit (dB)	Limit Line (dBμV/m)	Read Level (dBμV)	Antenna Factor (dB/m)	Path Loss (dB)	Preamp Factor (dB)	Ant Pos (cm)	Table Pos (deg)	Peak Avg. (P/A)	Pol. (H/V)	
802.11g CH 01 2412MHz		4824	40.79	-33.21	74	56.55	31.36	10.43	57.55	100	0	P	H	
													H	
													H	
													H	
			4824	40.12	-33.88	74	55.88	31.36	10.43	57.55	100	0	P	V
														V
														V
802.11g CH 06 2437MHz		4874	40.48	-33.52	74	56	31.46	10.47	57.45	100	0	P	H	
		7311	45.32	-28.68	74	53.68	36.11	12.8	57.27	100	0	P	H	
													H	
													H	
			4874	40.65	-33.35	74	56.17	31.46	10.47	57.45	100	0	P	V
			7311	45.18	-28.82	74	53.54	36.11	12.8	57.27	100	0	P	V
														V
802.11g CH 11 2462MHz		4924	42.54	-31.46	74	57.84	31.56	10.49	57.35	100	0	P	H	
		7386	44.16	-29.84	74	52.48	36.33	12.71	57.36	100	0	P	H	
													H	
													H	
			4924	42.27	-31.73	74	57.57	31.56	10.49	57.35	100	0	P	V
			7386	45.08	-28.92	74	53.4	36.33	12.71	57.36	100	0	P	V
														V
Remark	1. No other spurious found.													
	2. All results are PASS against Peak and Average limit line.													



**2.4GHz 2400~2483.5MHz
WIFI 802.11n HT20 (Band Edge @ 3m)**

WIFI Ant. 2	Note	Frequency (MHz)	Level (dBμV/m)	Over Limit (dB)	Limit Line (dBμV/m)	Read Level (dBμV)	Antenna Factor (dB/m)	Path Loss (dB)	Preamp Factor (dB)	Ant Pos (cm)	Table Pos (deg)	Peak Avg. (P/A)	Pol. (H/V)	
802.11n HT20 CH 01 2412MHz		2389.8	61.74	-12.26	74	49.48	27.15	16.68	31.57	102	294	P	H	
		2390	49.25	-4.75	54	36.98	27.15	16.69	31.57	102	294	A	H	
	*	2412	106.05	-	-	93.71	27.19	16.72	31.57	102	294	P	H	
	*	2412	95.2	-	-	82.86	27.19	16.72	31.57	102	294	A	H	
													H	
													H	
			2388.33	63.91	-10.09	74	51.66	27.15	16.68	31.58	200	257	P	V
			2390	51.74	-2.26	54	39.47	27.15	16.69	31.57	200	257	A	V
		*	2412	109.28	-	-	96.94	27.19	16.72	31.57	200	257	P	V
		*	2412	99.05	-	-	86.71	27.19	16.72	31.57	200	257	A	V
													V	
													V	
802.11n HT20 CH 02 2417MHz		2387.56	62.83	-11.17	74	50.58	27.15	16.68	31.58	105	294	P	H	
		2389.8	45.66	-8.34	54	33.4	27.15	16.68	31.57	105	294	A	H	
	*	2417	108.53	-	-	96.19	27.19	16.72	31.57	105	294	P	H	
	*	2417	97.07	-	-	84.73	27.19	16.72	31.57	105	294	A	H	
													H	
													H	
			2389.8	65.55	-8.45	74	53.29	27.15	16.68	31.57	198	258	P	V
			2389.66	46.53	-7.47	54	34.28	27.15	16.68	31.58	198	258	A	V
		*	2417	110.76	-	-	98.42	27.19	16.72	31.57	198	258	P	V
		*	2417	100.03	-	-	87.69	27.19	16.72	31.57	198	258	A	V
													V	
													V	



802.11n HT20 CH 06 2437MHz		2389.8	58.16	-15.84	74	45.9	27.15	16.68	31.57	100	296	P	H
		2384.2	44.91	-9.09	54	32.7	27.11	16.68	31.58	100	296	A	H
	*	2437	107.5	-	-	95.04	27.28	16.75	31.57	100	296	P	H
	*	2437	96.93	-	-	84.47	27.28	16.75	31.57	100	296	A	H
		2484.46	58.44	-15.56	74	45.82	27.36	16.82	31.56	100	296	P	H
		2483.83	45.03	-8.97	54	32.41	27.36	16.82	31.56	100	296	A	H
		2389.8	61.12	-12.88	74	48.86	27.15	16.68	31.57	256	274	P	V
		2389.8	45.17	-8.83	54	32.91	27.15	16.68	31.57	256	274	A	V
	*	2437	110.68	-	-	98.22	27.28	16.75	31.57	256	274	P	V
	*	2437	100.31	-	-	87.85	27.28	16.75	31.57	256	274	A	V
		2483.9	59.45	-14.55	74	46.83	27.36	16.82	31.56	256	274	P	V
		2484.11	45.27	-8.73	54	32.65	27.36	16.82	31.56	256	274	A	V
	802.11n HT20 CH 10 2457MHz	*	2457	107.76	-	-	95.22	27.32	16.78	31.56	104	295	P
*		2457	97.28	-	-	84.74	27.32	16.78	31.56	104	295	A	H
		2485.24	60.83	-13.17	74	48.21	27.36	16.82	31.56	104	295	P	H
		2483.5	46.02	-7.98	54	33.4	27.36	16.82	31.56	104	295	A	H
												P	H
												A	H
*		2457	111.45	-	-	98.91	27.32	16.78	31.56	194	272	P	V
*		2457	100.53	-	-	87.99	27.32	16.78	31.56	194	272	A	V
		2484.58	62.81	-11.19	74	50.19	27.36	16.82	31.56	194	272	P	V
		2484.16	46.47	-7.53	54	33.85	27.36	16.82	31.56	194	272	A	V
											P	V	
											A	V	



802.11n HT20 CH 11 2462MHz	*	2462	107.15	-	-	94.6	27.32	16.79	31.56	106	296	P	H
	*	2462	96.68	-	-	84.13	27.32	16.79	31.56	106	296	A	H
		2484.36	62.24	-11.76	74	49.62	27.36	16.82	31.56	106	296	P	H
		2483.52	48.79	-5.21	54	36.17	27.36	16.82	31.56	106	296	A	H
													H
													H
	*	2462	110.83	-	-	98.28	27.32	16.79	31.56	193	259	P	V
	*	2462	100.32	-	-	87.77	27.32	16.79	31.56	193	259	A	V
		2485.8	63.77	-10.23	74	51.15	27.36	16.82	31.56	193	259	P	V
		2483.52	50.8	-3.2	54	38.18	27.36	16.82	31.56	193	259	A	V
													V
												V	
Remark	1. No other spurious found. 2. All results are PASS against Peak and Average limit line.												



**2.4GHz 2400~2483.5MHz
WIFI 802.11n HT20 (Harmonic @ 3m)**

WIFI Ant. 2	Note	Frequency (MHz)	Level (dBμV/m)	Over Limit (dB)	Limit Line (dBμV/m)	Read Level (dBμV)	Antenna Factor (dB/m)	Path Loss (dB)	Preamp Factor (dB)	Ant Pos (cm)	Table Pos (deg)	Peak Avg. (P/A)	Pol. (H/V)	
802.11n HT20 CH 01 2412MHz		4824	40.15	-33.85	74	55.91	31.36	10.43	57.55	100	0	P	H	
													H	
													H	
													H	
			4824	40.89	-33.11	74	56.65	31.36	10.43	57.55	100	0	P	V
														V
														V
802.11n HT20 CH 06 2437MHz		4874	40.38	-33.62	74	55.9	31.46	10.47	57.45	100	0	P	H	
		7311	45.93	-28.07	74	54.29	36.11	12.8	57.27	100	0	P	H	
													H	
													H	
			4874	40.39	-33.61	74	55.91	31.46	10.47	57.45	100	0	P	V
			7311	45.57	-28.43	74	53.93	36.11	12.8	57.27	100	0	P	V
														V
802.11n HT20 CH 11 2462MHz		4924	40.06	-33.94	74	55.36	31.56	10.49	57.35	100	0	P	H	
		7386	45.13	-28.87	74	53.45	36.33	12.71	57.36	100	0	P	H	
													H	
													H	
			4924	40.76	-33.24	74	56.06	31.56	10.49	57.35	100	0	P	V
			7386	44.58	-29.42	74	52.9	36.33	12.71	57.36	100	0	P	V
														V
Remark	1. No other spurious found.													
	2. All results are PASS against Peak and Average limit line.													



**2.4GHz 2400~2483.5MHz
WIFI 802.11n HT40 (Band Edge @ 3m)**

WIFI Ant. 2	Note	Frequency (MHz)	Level (dBμV/m)	Over Limit (dB)	Limit Line (dBμV/m)	Read Level (dBμV)	Antenna Factor (dB/m)	Path Loss (dB)	Preamp Factor (dB)	Ant Pos (cm)	Table Pos (deg)	Peak Avg. (P/A)	Pol. (H/V)
802.11n HT40 CH 03 2422MHz		2388.96	60.37	-13.63	74	48.12	27.15	16.68	31.58	109	294	P	H
		2389.38	49.6	-4.4	54	37.35	27.15	16.68	31.58	109	294	A	H
	*	2422	102.86	-	-	90.47	27.23	16.73	31.57	109	294	P	H
	*	2422	92.16	-	-	79.77	27.23	16.73	31.57	109	294	A	H
		2484.74	59.03	-14.97	74	46.41	27.36	16.82	31.56	109	294	P	H
		2486.7	45.7	-8.3	54	33.07	27.36	16.83	31.56	109	294	A	H
		2389.24	62.66	-11.34	74	50.41	27.15	16.68	31.58	172	259	P	V
		2389.52	52.03	-1.97	54	39.78	27.15	16.68	31.58	172	259	A	V
	*	2422	105.96	-	-	93.57	27.23	16.73	31.57	172	259	P	V
	*	2422	95.51	-	-	83.12	27.23	16.73	31.57	172	259	A	V
		2484.39	61.25	-12.75	74	48.63	27.36	16.82	31.56	172	259	P	V
		2486.98	45.94	-8.06	54	33.31	27.36	16.83	31.56	172	259	A	V
802.11n HT40 CH 04 2427MHz		2387.56	59.35	-14.65	74	47.1	27.15	16.68	31.58	108	294	P	H
		2389.66	49.17	-4.83	54	36.92	27.15	16.68	31.58	108	294	A	H
	*	2427	103.46	-	-	91.06	27.23	16.74	31.57	108	294	P	H
	*	2427	92.76	-	-	80.36	27.23	16.74	31.57	108	294	A	H
		2485.72	59.47	-14.53	74	46.85	27.36	16.82	31.56	108	294	P	H
		2496.5	45.66	-8.34	54	32.97	27.4	16.84	31.55	108	294	A	H
		2386.72	62.03	-11.97	74	49.78	27.15	16.68	31.58	171	258	P	V
		2389.66	50.89	-3.11	54	38.64	27.15	16.68	31.58	171	258	A	V
	*	2427	106.95	-	-	94.55	27.23	16.74	31.57	171	258	P	V
	*	2427	96.37	-	-	83.97	27.23	16.74	31.57	171	258	A	V
		2485.09	61.45	-12.55	74	48.83	27.36	16.82	31.56	171	258	P	V
		2483.62	45.99	-8.01	54	33.37	27.36	16.82	31.56	171	258	A	V



802.11n HT40 CH 06 2437MHz		2389.38	58.58	-15.42	74	46.33	27.15	16.68	31.58	100	295	P	H
		2389.52	47.24	-6.76	54	34.99	27.15	16.68	31.58	100	295	A	H
	*	2437	104.17	-	-	91.71	27.28	16.75	31.57	100	295	P	H
	*	2437	93.41	-	-	80.95	27.28	16.75	31.57	100	295	A	H
		2484.81	59.93	-14.07	74	47.31	27.36	16.82	31.56	100	295	P	H
		2484.39	47.16	-6.84	54	34.54	27.36	16.82	31.56	100	295	A	H
		2388.96	61.01	-12.99	74	48.76	27.15	16.68	31.58	254	275	P	V
		2389.8	48.67	-5.33	54	36.41	27.15	16.68	31.57	254	275	A	V
	*	2437	106.97	-	-	94.51	27.28	16.75	31.57	254	275	P	V
	*	2437	96.79	-	-	84.33	27.28	16.75	31.57	254	275	A	V
		2484.53	61.56	-12.44	74	48.94	27.36	16.82	31.56	254	275	P	V
		2483.83	48.31	-5.69	54	35.69	27.36	16.82	31.56	254	275	A	V
	802.11n HT40 CH 08 2447MHz		2389.1	57.89	-16.11	74	45.64	27.15	16.68	31.58	100	303	P
		2387.84	45.6	-8.4	54	33.35	27.15	16.68	31.58	100	303	A	H
*		2447	101.45	-	-	88.96	27.28	16.77	31.56	100	303	P	H
*		2447	91.07	-	-	78.58	27.28	16.77	31.56	100	303	A	H
		2484.32	60.75	-13.25	74	48.13	27.36	16.82	31.56	100	303	P	H
		2484.88	48.43	-5.57	54	35.81	27.36	16.82	31.56	100	303	A	H
		2388.96	61.64	-12.36	74	49.39	27.15	16.68	31.58	249	256	P	V
		2386.44	45.7	-8.3	54	33.45	27.15	16.68	31.58	249	256	A	V
*		2447	106.46	-	-	93.97	27.28	16.77	31.56	249	256	P	V
*		2447	96	-	-	83.51	27.28	16.77	31.56	249	256	A	V
	2484.67	63.1	-10.9	74	50.48	27.36	16.82	31.56	249	256	P	V	
	2484.74	52.08	-1.92	54	39.46	27.36	16.82	31.56	249	256	A	V	



802.11n HT40 CH 09 2452MHz		2389.66	58.34	-15.66	74	46.09	27.15	16.68	31.58	100	295	P	H
		2382.38	45.55	-8.45	54	33.35	27.11	16.67	31.58	100	295	A	H
	*	2452	100.9	-	-	88.4	27.28	16.78	31.56	100	295	P	H
	*	2452	90.82	-	-	78.32	27.28	16.78	31.56	100	295	A	H
		2484.95	60.26	-13.74	74	47.64	27.36	16.82	31.56	100	295	P	H
		2484.67	48.5	-5.5	54	35.88	27.36	16.82	31.56	100	295	A	H
		2389.8	62.05	-11.95	74	49.79	27.15	16.68	31.57	251	259	P	V
		2386.3	45.85	-8.15	54	33.6	27.15	16.68	31.58	251	259	A	V
	*	2452	106.34	-	-	93.84	27.28	16.78	31.56	251	259	P	V
	*	2452	95.92	-	-	83.42	27.28	16.78	31.56	251	259	A	V
		2484.32	63.14	-10.86	74	50.52	27.36	16.82	31.56	251	259	P	V
		2483.83	50.68	-3.32	54	38.06	27.36	16.82	31.56	251	259	A	V
Remark	1. No other spurious found. 2. All results are PASS against Peak and Average limit line.												



**2.4GHz 2400~2483.5MHz
WIFI 802.11n HT40 (Harmonic @ 3m)**

WIFI Ant. 2	Note	Frequency (MHz)	Level (dBµV/m)	Over Limit (dB)	Limit Line (dBµV/m)	Read Level (dBµV)	Antenna Factor (dB/m)	Path Loss (dB)	Preamp Factor (dB)	Ant Pos (cm)	Table Pos (deg)	Peak Avg. (P/A)	Pol. (H/V)
802.11n HT40 CH 03 2422MHz		4844	40.72	-33.28	74	56.39	31.39	10.45	57.51	100	0	P	H
		7266	45	-29	74	53.36	36.02	12.84	57.22	100	0	P	H
													H
													H
		4844	39.88	-34.12	74	55.55	31.39	10.45	57.51	100	0	P	V
		7266	44.35	-29.65	74	52.71	36.02	12.84	57.22	100	0	P	V
													V
802.11n HT40 CH 06 2437MHz		4874	40.62	-33.38	74	56.14	31.46	10.47	57.45	100	0	P	H
		7311	44.39	-29.61	74	52.75	36.11	12.8	57.27	100	0	P	H
													H
													H
		4874	40.26	-33.74	74	55.78	31.46	10.47	57.45	100	0	P	V
		7311	44.94	-29.06	74	53.3	36.11	12.8	57.27	100	0	P	V
													V
802.11n HT40 CH 09 2452MHz		4904	39.38	-34.62	74	54.76	31.53	10.48	57.39	100	0	P	H
		7356	44.74	-29.26	74	53.09	36.24	12.74	57.33	100	0	P	H
													H
													H
		4904	40.3	-33.7	74	55.68	31.53	10.48	57.39	100	0	P	V
		7356	45.22	-28.78	74	53.57	36.24	12.74	57.33	100	0	P	V
													V
Remark	1. No other spurious found.												
	2. All results are PASS against Peak and Average limit line.												



2.4GHz 2400~2483.5MHz

WIFI 802.11b (Band Edge @ 3m)

WIFI	Note	Frequency	Level	Over	Limit	Read	Antenna	Path	Preamp	Ant	Table	Peak	Pol.	
Ant.				Limit	Line	Level	Factor	Loss	Factor	Pos	Pos	Avg.		
1+2		(MHz)	(dBμV/m)	(dB)	(dBμV/m)	(dBμV)	(dB/m)	(dB)	(dB)	(cm)	(deg)	(P/A)	(H/V)	
802.11b CH 01 2412MHz		2384.025	55.93	-18.07	74	43.72	27.11	16.68	31.58	316	55	P	H	
		2389.275	44.46	-9.54	54	32.21	27.15	16.68	31.58	316	55	A	H	
	*	2412	111.44	-	-	99.1	27.19	16.72	31.57	316	55	P	H	
	*	2412	107.32	-	-	94.98	27.19	16.72	31.57	316	55	A	H	
													H	
													H	
			2384.34	57.57	-16.43	74	45.36	27.11	16.68	31.58	100	88	P	V
			2389.38	44.69	-9.31	54	32.44	27.15	16.68	31.58	100	88	A	V
	*		2412	112.52	-	-	100.18	27.19	16.72	31.57	100	88	P	V
	*		2412	108.48	-	-	96.14	27.19	16.72	31.57	100	88	A	V
														V
													V	
802.11b CH 02 2417MHz		2388.4	59.64	-14.36	74	47.39	27.15	16.68	31.58	121	325	P	H	
		2388.68	45.05	-8.95	54	32.8	27.15	16.68	31.58	121	325	A	H	
	*	2417	110.33	-	-	97.99	27.19	16.72	31.57	121	325	P	H	
	*	2417	106.39	-	-	94.05	27.19	16.72	31.57	121	325	A	H	
													H	
													H	
			2387.42	57.15	-16.85	74	44.9	27.15	16.68	31.58	332	281	P	V
			2389.94	44.48	-9.52	54	32.22	27.15	16.68	31.57	332	281	A	V
	*		2417	112.1	-	-	99.76	27.19	16.72	31.57	332	281	P	V
	*		2417	107.85	-	-	95.51	27.19	16.72	31.57	332	281	A	V
														V
													V	



802.11b CH 06 2437MHz		2382.8	57.37	-16.63	74	45.17	27.11	16.67	31.58	118	327	P	H
		2389.24	43.88	-10.12	54	31.63	27.15	16.68	31.58	118	327	A	H
	*	2437	111.24	-	-	98.78	27.28	16.75	31.57	118	327	P	H
	*	2437	106.69	-	-	94.23	27.28	16.75	31.57	118	327	A	H
		2499.09	56.88	-17.12	74	44.19	27.4	16.84	31.55	118	327	P	H
		2483.69	44.17	-9.83	54	31.55	27.36	16.82	31.56	118	327	A	H
		2387.84	57.78	-16.22	74	45.53	27.15	16.68	31.58	324	281	P	V
		2389.52	43.92	-10.08	54	31.67	27.15	16.68	31.58	324	281	A	V
	*	2437	112.08	-	-	99.62	27.28	16.75	31.57	324	281	P	V
	*	2437	107.55	-	-	95.09	27.28	16.75	31.57	324	281	A	V
		2485.09	58	-16	74	45.38	27.36	16.82	31.56	324	281	P	V
		2484.67	44.17	-9.83	54	31.55	27.36	16.82	31.56	324	281	A	V
802.11b CH 10 2457MHz	*	2457	112.01	-	-	99.47	27.32	16.78	31.56	108	328	P	H
	*	2457	108.06	-	-	95.52	27.32	16.78	31.56	108	328	A	H
		2488	57.87	-16.13	74	45.2	27.4	16.83	31.56	108	328	P	H
		2483.62	45.13	-8.87	54	32.51	27.36	16.82	31.56	108	328	A	H
													H
													H
	*	2457	112.64	-	-	100.1	27.32	16.78	31.56	359	270	P	V
	*	2457	108.52	-	-	95.98	27.32	16.78	31.56	359	270	A	V
		2484.82	58.63	-15.37	74	46.01	27.36	16.82	31.56	359	270	P	V
		2483.62	44.86	-9.14	54	32.24	27.36	16.82	31.56	359	270	A	V
												V	
												V	



802.11b CH 11 2462MHz	*	2462	111.54	-	-	98.99	27.32	16.79	31.56	338	53	P	H
	*	2462	107.6	-	-	95.05	27.32	16.79	31.56	338	53	A	H
		2483.64	57.73	-16.27	74	45.11	27.36	16.82	31.56	338	53	P	H
		2483.52	47.36	-6.64	54	34.74	27.36	16.82	31.56	338	53	A	H
													H
													H
	*	2462	112.36	-	-	99.81	27.32	16.79	31.56	198	244	P	V
	*	2462	108.02	-	-	95.47	27.32	16.79	31.56	198	244	A	V
		2484.56	58.52	-15.48	74	45.9	27.36	16.82	31.56	198	244	P	V
		2483.52	48.19	-5.81	54	35.57	27.36	16.82	31.56	198	244	A	V
													V
													V
Remark	1. No other spurious found. 2. All results are PASS against Peak and Average limit line.												



2.4GHz 2400~2483.5MHz
WIFI 802.11b (Harmonic @ 3m)

WIFI Ant. 1+2	Note	Frequency (MHz)	Level (dBμV/m)	Over Limit (dB)	Limit Line (dBμV/m)	Read Level (dBμV)	Antenna Factor (dB/m)	Path Loss (dB)	Preamp Factor (dB)	Ant Pos (cm)	Table Pos (deg)	Peak Avg. (P/A)	Pol. (H/V)	
802.11b CH 01 2412MHz		4824	47.63	-26.37	74	63.39	31.36	10.43	57.55	100	0	P	H	
													H	
													H	
													H	
			4824	45.98	-28.02	74	61.74	31.36	10.43	57.55	100	0	P	V
														V
														V
802.11b CH 06 2437MHz		4874	46.31	-27.69	74	61.83	31.46	10.47	57.45	100	0	P	H	
		7311	49.91	-24.09	74	58.27	36.11	12.8	57.27	100	65	P	H	
		7311	39.5	-14.5	54	47.86	36.11	12.8	57.27	100	65	A	H	
													H	
			4874	46.69	-27.31	74	62.21	31.46	10.47	57.45	100	0	P	V
			7311	52.26	-21.74	74	60.62	36.11	12.8	57.27	111	140	P	V
			7311	41.44	-12.56	54	49.8	36.11	12.8	57.27	111	140	A	V
802.11b CH 11 2462MHz		4924	44.11	-29.89	74	59.41	31.56	10.49	57.35	100	0	P	H	
		7386	46.4	-27.6	74	54.72	36.33	12.71	57.36	100	0	P	H	
													H	
													H	
			4924	45.53	-28.47	74	60.83	31.56	10.49	57.35	100	0	P	V
			7386	46.97	-27.03	74	55.29	36.33	12.71	57.36	100	0	P	V
														V
Remark	1. No other spurious found.													
	2. All results are PASS against Peak and Average limit line.													



**2.4GHz 2400~2483.5MHz
WIFI 802.11g (Band Edge @ 3m)**

WIFI Ant. 1+2	Note	Frequency (MHz)	Level (dBμV/m)	Over Limit (dB)	Limit Line (dBμV/m)	Read Level (dBμV)	Antenna Factor (dB/m)	Path Loss (dB)	Preamp Factor (dB)	Ant Pos (cm)	Table Pos (deg)	Peak Avg. (P/A)	Pol. (H/V)	
802.11g CH 01 2412MHz		2389.17	63.33	-10.67	74	51.08	27.15	16.68	31.58	171	53	P	H	
		2389.38	50.25	-3.75	54	38	27.15	16.68	31.58	171	53	A	H	
	*	2412	110.78	-	-	98.44	27.19	16.72	31.57	171	53	P	H	
	*	2412	100.98	-	-	88.64	27.19	16.72	31.57	171	53	A	H	
													H	
													H	
			2390	64.74	-9.26	74	52.47	27.15	16.69	31.57	198	255	P	V
			2390	52.28	-1.72	54	40.01	27.15	16.69	31.57	198	255	A	V
	*		2412	112.24	-	-	99.9	27.19	16.72	31.57	198	255	P	V
	*		2412	101.86	-	-	89.52	27.19	16.72	31.57	198	255	A	V
														V
														V
802.11g CH 02 2417MHz		2389.38	59.2	-14.8	74	46.95	27.15	16.68	31.58	308	59	P	H	
		2389.94	46.97	-7.03	54	34.71	27.15	16.68	31.57	308	59	A	H	
	*	2417	111.65	-	-	99.31	27.19	16.72	31.57	308	59	P	H	
	*	2417	100.89	-	-	88.55	27.19	16.72	31.57	308	59	A	H	
													H	
													H	
			2389.66	64.8	-9.2	74	52.55	27.15	16.68	31.58	195	256	P	V
			2388.82	46.64	-7.36	54	34.39	27.15	16.68	31.58	195	256	A	V
	*		2417	113.07	-	-	100.73	27.19	16.72	31.57	195	256	P	V
	*		2417	103.16	-	-	90.82	27.19	16.72	31.57	195	256	A	V
														V
														V



802.11g CH 06 2437MHz		2389.66	62.54	-11.46	74	50.29	27.15	16.68	31.58	263	57	P	H
		2389.1	45.06	-8.94	54	32.81	27.15	16.68	31.58	263	57	A	H
	*	2437	111.77	-	-	99.31	27.28	16.75	31.57	263	57	P	H
	*	2437	101.78	-	-	89.32	27.28	16.75	31.57	263	57	A	H
		2483.5	62.27	-11.73	74	49.65	27.36	16.82	31.56	263	57	P	H
		2484.39	45.37	-8.63	54	32.75	27.36	16.82	31.56	263	57	A	H
		2389.38	60.22	-13.78	74	47.97	27.15	16.68	31.58	200	242	P	V
		2383.92	45.09	-8.91	54	32.88	27.11	16.68	31.58	200	242	A	V
	*	2437	112.63	-	-	100.17	27.28	16.75	31.57	200	242	P	V
	*	2437	102.63	-	-	90.17	27.28	16.75	31.57	200	242	A	V
		2483.69	60.52	-13.48	74	47.9	27.36	16.82	31.56	200	242	P	V
		2484.53	45.51	-8.49	54	32.89	27.36	16.82	31.56	200	242	A	V
	802.11g CH 10 2457MHz	*	2457	112.23	-	-	99.69	27.32	16.78	31.56	100	64	P
*		2457	102.16	-	-	89.62	27.32	16.78	31.56	100	64	A	H
		2484.28	64.04	-9.96	74	51.42	27.36	16.82	31.56	100	64	P	H
		2485.48	46.82	-7.18	54	34.2	27.36	16.82	31.56	100	64	A	H
													H
													H
*		2457	113.25	-	-	100.71	27.32	16.78	31.56	283	283	P	V
*		2457	103.61	-	-	91.07	27.32	16.78	31.56	283	283	A	V
		2483.92	67.92	-6.08	74	55.3	27.36	16.82	31.56	283	283	P	V
		2483.56	48.8	-5.2	54	36.18	27.36	16.82	31.56	283	283	A	V
													V
												V	



802.11g CH 11 2462MHz	*	2462	111.53	-	-	98.98	27.32	16.79	31.56	100	63	P	H
	*	2462	101.57	-	-	89.02	27.32	16.79	31.56	100	63	A	H
		2484.2	61.19	-12.81	74	48.57	27.36	16.82	31.56	100	63	P	H
		2483.52	47.65	-6.35	54	35.03	27.36	16.82	31.56	100	63	A	H
													H
													H
	*	2462	112.89	-	-	100.34	27.32	16.79	31.56	194	244	P	V
	*	2462	103.02	-	-	90.47	27.32	16.79	31.56	194	244	A	V
		2483.6	64.18	-9.82	74	51.56	27.36	16.82	31.56	194	244	P	V
		2483.56	51.7	-2.3	54	39.08	27.36	16.82	31.56	194	244	A	V
													V
													V
Remark	1. No other spurious found. 2. All results are PASS against Peak and Average limit line.												



**2.4GHz 2400~2483.5MHz
WIFI 802.11g (Harmonic @ 3m)**

WIFI Ant. 1+2	Note	Frequency (MHz)	Level (dBμV/m)	Over Limit (dB)	Limit Line (dBμV/m)	Read Level (dBμV)	Antenna Factor (dB/m)	Path Loss (dB)	Preamp Factor (dB)	Ant Pos (cm)	Table Pos (deg)	Peak Avg. (P/A)	Pol. (H/V)	
802.11g CH 01 2412MHz		4824	43.88	-30.12	74	59.64	31.36	10.43	57.55	100	0	P	H	
													H	
													H	
													H	
			4824	43.99	-30.01	74	59.75	31.36	10.43	57.55	100	0	P	V
														V
														V
802.11g CH 06 2437MHz		4874	44.27	-29.73	74	59.79	31.46	10.47	57.45	100	0	P	H	
		7311	46.37	-27.63	74	54.73	36.11	12.8	57.27	100	0	P	H	
													H	
													H	
			4874	42.45	-31.55	74	57.97	31.46	10.47	57.45	100	0	P	V
			7311	45.68	-28.32	74	54.04	36.11	12.8	57.27	100	0	P	V
														V
802.11g CH 11 2462MHz		4924	43.16	-30.84	74	58.46	31.56	10.49	57.35	100	0	P	H	
		7386	45.62	-28.38	74	53.94	36.33	12.71	57.36	100	0	P	H	
													H	
													H	
			4924	43.16	-30.84	74	58.46	31.56	10.49	57.35	100	0	P	V
			7386	45.59	-28.41	74	53.91	36.33	12.71	57.36	100	0	P	V
														V
Remark	1. No other spurious found.													
	2. All results are PASS against Peak and Average limit line.													



**2.4GHz 2400~2483.5MHz
WIFI 802.11n HT20 (Band Edge @ 3m)**

WIFI Ant. 1+2	Note	Frequency (MHz)	Level (dBμV/m)	Over Limit (dB)	Limit Line (dBμV/m)	Read Level (dBμV)	Antenna Factor (dB/m)	Path Loss (dB)	Preamp Factor (dB)	Ant Pos (cm)	Table Pos (deg)	Peak Avg. (P/A)	Pol. (H/V)	
802.11n HT20 CH 01 2412MHz		2390	62.66	-11.34	74	50.39	27.15	16.69	31.57	311	59	P	H	
		2390	50.25	-3.75	54	37.98	27.15	16.69	31.57	311	59	A	H	
	*	2412	109.16	-	-	96.82	27.19	16.72	31.57	311	59	P	H	
	*	2412	99.04	-	-	86.7	27.19	16.72	31.57	311	59	A	H	
													H	
														H
			2390	64.25	-9.75	74	51.98	27.15	16.69	31.57	100	86	P	V
			2390	51.9	-2.1	54	39.63	27.15	16.69	31.57	100	86	A	V
		*	2412	110.58	-	-	98.24	27.19	16.72	31.57	100	86	P	V
		*	2412	100.12	-	-	87.78	27.19	16.72	31.57	100	86	A	V
													V	
													V	
802.11n HT20 CH 02 2417MHz		2386.58	63.32	-10.68	74	51.07	27.15	16.68	31.58	312	57	P	H	
		2387.7	46.49	-7.51	54	34.24	27.15	16.68	31.58	312	57	A	H	
	*	2417	111.21	-	-	98.87	27.19	16.72	31.57	312	57	P	H	
	*	2417	101.26	-	-	88.92	27.19	16.72	31.57	312	57	A	H	
														H
														H
			2389.94	63.97	-10.03	74	51.71	27.15	16.68	31.57	100	87	P	V
			2389.8	46.6	-7.4	54	34.34	27.15	16.68	31.57	100	87	A	V
		*	2417	112.28	-	-	99.94	27.19	16.72	31.57	100	87	P	V
		*	2417	101.95	-	-	89.61	27.19	16.72	31.57	100	87	A	V
													V	
													V	



802.11n HT20 CH 06 2437MHz		2387	59.11	-14.89	74	46.86	27.15	16.68	31.58	105	62	P	H
		2388.26	45.05	-8.95	54	32.8	27.15	16.68	31.58	105	62	A	H
	*	2437	111.21	-	-	98.75	27.28	16.75	31.57	105	62	P	H
	*	2437	100.98	-	-	88.52	27.28	16.75	31.57	105	62	A	H
		2484.04	60.48	-13.52	74	47.86	27.36	16.82	31.56	105	62	P	H
		2483.69	45.5	-8.5	54	32.88	27.36	16.82	31.56	105	62	A	H
		2389.8	63.18	-10.82	74	50.92	27.15	16.68	31.57	228	258	P	V
		2387.7	45.41	-8.59	54	33.16	27.15	16.68	31.58	228	258	A	V
	*	2437	112.04	-	-	99.58	27.28	16.75	31.57	228	258	P	V
	*	2437	101.8	-	-	89.34	27.28	16.75	31.57	228	258	A	V
		2483.62	62.32	-11.68	74	49.7	27.36	16.82	31.56	228	258	P	V
		2484.53	45.6	-8.4	54	32.98	27.36	16.82	31.56	228	258	A	V
802.11n HT20 CH 10 2457MHz	*	2457	111.89	-	-	99.35	27.32	16.78	31.56	155	57	P	H
	*	2457	101.97	-	-	89.43	27.32	16.78	31.56	155	57	A	H
		2483.98	65.15	-8.85	74	52.53	27.36	16.82	31.56	155	57	P	H
		2483.56	49.42	-4.58	54	36.8	27.36	16.82	31.56	155	57	A	H
												P	H
												A	H
	*	2457	113.28	-	-	100.74	27.32	16.78	31.56	194	243	P	V
	*	2457	103.04	-	-	90.5	27.32	16.78	31.56	194	243	A	V
		2483.62	66.67	-7.33	74	54.05	27.36	16.82	31.56	194	243	P	V
		2483.56	48.8	-5.2	54	36.18	27.36	16.82	31.56	194	243	A	V
											P	V	
											A	V	



802.11n HT20 CH 11 2462MHz	*	2462	110.75	-	-	98.2	27.32	16.79	31.56	152	58	P	H
	*	2462	100.76	-	-	88.21	27.32	16.79	31.56	152	58	A	H
		2483.84	64.27	-9.73	74	51.65	27.36	16.82	31.56	152	58	P	H
		2483.6	52.44	-1.56	54	39.82	27.36	16.82	31.56	152	58	A	H
													H
													H
	*	2462	112.25	-	-	99.7	27.32	16.79	31.56	131	242	P	V
	*	2462	102.02	-	-	89.47	27.32	16.79	31.56	131	242	A	V
		2483.52	63.85	-10.15	74	51.23	27.36	16.82	31.56	131	242	P	V
		2483.56	52.46	-1.54	54	39.84	27.36	16.82	31.56	131	242	A	V
												V	
												V	
Remark	1. No other spurious found. 2. All results are PASS against Peak and Average limit line.												



**2.4GHz 2400~2483.5MHz
WIFI 802.11n HT20 (Harmonic @ 3m)**

WIFI Ant. 1+2	Note	Frequency (MHz)	Level (dBμV/m)	Over Limit (dB)	Limit Line (dBμV/m)	Read Level (dBμV)	Antenna Factor (dB/m)	Path Loss (dB)	Preamp Factor (dB)	Ant Pos (cm)	Table Pos (deg)	Peak Avg. (P/A)	Pol. (H/V)	
802.11n HT20 CH 01 2412MHz		4824	43.8	-30.2	74	59.56	31.36	10.43	57.55	100	0	P	H	
													H	
													H	
													H	
			4824	42.66	-31.34	74	58.42	31.36	10.43	57.55	100	0	P	V
														V
														V
802.11n HT20 CH 06 2437MHz		4874	44.41	-29.59	74	59.93	31.46	10.47	57.45	100	0	P	H	
													H	
			7311	46.48	-27.52	74	54.84	36.11	12.8	57.27	100	0	P	H
														H
			4874	42.29	-31.71	74	57.81	31.46	10.47	57.45	100	0	P	V
			7311	47.63	-26.37	74	55.99	36.11	12.8	57.27	100	0	P	V
														V
802.11n HT20 CH 11 2462MHz		4924	42.53	-31.47	74	57.83	31.56	10.49	57.35	100	0	P	H	
													H	
			7386	47.11	-26.89	74	55.43	36.33	12.71	57.36	100	0	P	H
														H
			4924	41.29	-32.71	74	56.59	31.56	10.49	57.35	100	0	P	V
			7386	46.74	-27.26	74	55.06	36.33	12.71	57.36	100	0	P	V
														V
Remark	1. No other spurious found.													
	2. All results are PASS against Peak and Average limit line.													



**2.4GHz 2400~2483.5MHz
WIFI 802.11n HT40 (Band Edge @ 3m)**

WIFI Ant. 1+2	Note	Frequency (MHz)	Level (dBμV/m)	Over Limit (dB)	Limit Line (dBμV/m)	Read Level (dBμV)	Antenna Factor (dB/m)	Path Loss (dB)	Preamp Factor (dB)	Ant Pos (cm)	Table Pos (deg)	Peak Avg. (P/A)	Pol. (H/V)
802.11n HT40 CH 03 2422MHz		2389.94	60.5	-13.5	74	48.24	27.15	16.68	31.57	302	58	P	H
		2389.94	50.54	-3.46	54	38.28	27.15	16.68	31.57	302	58	A	H
	*	2422	105.86	-	-	93.47	27.23	16.73	31.57	302	58	P	H
	*	2422	95.19	-	-	82.8	27.23	16.73	31.57	302	58	A	H
		2484.39	57.23	-16.77	74	44.61	27.36	16.82	31.56	302	58	P	H
		2488.87	45.74	-8.26	54	33.07	27.4	16.83	31.56	302	58	A	H
		2389.1	63.29	-10.71	74	51.04	27.15	16.68	31.58	192	240	P	V
		2389.24	52.84	-1.16	54	40.59	27.15	16.68	31.58	192	240	A	V
	*	2422	108	-	-	95.61	27.23	16.73	31.57	192	240	P	V
	*	2422	97.83	-	-	85.44	27.23	16.73	31.57	192	240	A	V
		2483.62	57.98	-16.02	74	45.36	27.36	16.82	31.56	192	240	P	V
		2495.59	45.66	-8.34	54	32.97	27.4	16.84	31.55	192	240	A	V
802.11n HT40 CH 04 2427MHz		2388.82	63.12	-10.88	74	50.87	27.15	16.68	31.58	302	57	P	H
		2389.8	52.2	-1.8	54	39.94	27.15	16.68	31.57	302	57	A	H
	*	2427	107.11	-	-	94.71	27.23	16.74	31.57	302	57	P	H
	*	2427	97.19	-	-	84.79	27.23	16.74	31.57	302	57	A	H
		2483.97	56.94	-17.06	74	44.32	27.36	16.82	31.56	302	57	P	H
		2484.74	45.86	-8.14	54	33.24	27.36	16.82	31.56	302	57	A	H
		2389.8	62.33	-11.67	74	50.07	27.15	16.68	31.57	200	240	P	V
		2389.8	52.66	-1.34	54	40.4	27.15	16.68	31.57	200	240	A	V
	*	2427	109	-	-	96.6	27.23	16.74	31.57	200	240	P	V
	*	2427	98.48	-	-	86.08	27.23	16.74	31.57	200	240	A	V
		2484.11	57.66	-16.34	74	45.04	27.36	16.82	31.56	200	240	P	V
		2483.62	46.11	-7.89	54	33.49	27.36	16.82	31.56	200	240	A	V



802.11n HT40 CH 06 2437MHz		2389.94	59.94	-14.06	74	47.68	27.15	16.68	31.57	265	57	P	H
		2388.54	47.09	-6.91	54	34.84	27.15	16.68	31.58	265	57	A	H
	*	2437	107.74	-	-	95.28	27.28	16.75	31.57	265	57	P	H
	*	2437	97.87	-	-	85.41	27.28	16.75	31.57	265	57	A	H
		2483.55	61.62	-12.38	74	49	27.36	16.82	31.56	265	57	P	H
		2483.55	49.62	-4.38	54	37	27.36	16.82	31.56	265	57	A	H
		2388.82	60.7	-13.3	74	48.45	27.15	16.68	31.58	200	243	P	V
		2388.96	48.32	-5.68	54	36.07	27.15	16.68	31.58	200	243	A	V
	*	2437	108.21	-	-	95.75	27.28	16.75	31.57	200	243	P	V
	*	2437	97.5	-	-	85.04	27.28	16.75	31.57	200	243	A	V
		2483.9	62.86	-11.14	74	50.24	27.36	16.82	31.56	200	243	P	V
		2483.5	51.6	-2.4	54	38.98	27.36	16.82	31.56	200	243	A	V
802.11n HT40 CH 08 2447MHz		2374.68	56.65	-17.35	74	44.46	27.11	16.66	31.58	303	54	P	H
		2358.86	45.43	-8.57	54	33.3	27.07	16.64	31.58	303	54	A	H
	*	2447	106.42	-	-	93.93	27.28	16.77	31.56	303	54	P	H
	*	2447	96.35	-	-	83.86	27.28	16.77	31.56	303	54	A	H
		2484.52	62.41	-11.59	74	49.79	27.36	16.82	31.56	303	54	P	H
		2484.34	51.83	-2.17	54	39.21	27.36	16.82	31.56	303	54	A	H
		2389.8	57.81	-16.19	74	45.55	27.15	16.68	31.57	164	237	P	V
		2389.1	45.36	-8.64	54	33.11	27.15	16.68	31.58	164	237	A	V
	*	2447	107.74	-	-	95.25	27.28	16.77	31.56	164	237	P	V
	*	2447	97.95	-	-	85.46	27.28	16.77	31.56	164	237	A	V
	2483.8	62.98	-11.02	74	50.36	27.36	16.82	31.56	164	237	P	V	
	2484.52	50.27	-3.73	54	37.65	27.36	16.82	31.56	164	237	A	V	



802.11n HT40 CH 09 2452MHz		2388.54	57.87	-16.13	74	45.62	27.15	16.68	31.58	293	57	P	H
		2388.4	45.49	-8.51	54	33.24	27.15	16.68	31.58	293	57	A	H
	*	2452	106.48	-	-	93.98	27.28	16.78	31.56	293	57	P	H
	*	2452	96.39	-	-	83.89	27.28	16.78	31.56	293	57	A	H
		2483.62	63.15	-10.85	74	50.53	27.36	16.82	31.56	293	57	P	H
		2485.06	50.79	-3.21	54	38.17	27.36	16.82	31.56	293	57	A	H
		2388.26	59.16	-14.84	74	46.91	27.15	16.68	31.58	103	86	P	V
		2389.66	45.76	-8.24	54	33.51	27.15	16.68	31.58	103	86	A	V
	*	2452	106.95	-	-	94.45	27.28	16.78	31.56	103	86	P	V
	*	2452	97.53	-	-	85.03	27.28	16.78	31.56	103	86	A	V
		2485.96	62.86	-11.14	74	50.24	27.36	16.82	31.56	103	86	P	V
		2485.69	52.7	-1.3	54	40.08	27.36	16.82	31.56	103	86	A	V
Remark	1. No other spurious found. 2. All results are PASS against Peak and Average limit line.												



**2.4GHz 2400~2483.5MHz
WIFI 802.11n HT40 (Harmonic @ 3m)**

WIFI Ant. 1+2	Note	Frequency (MHz)	Level (dBμV/m)	Over Limit (dB)	Limit Line (dBμV/m)	Read Level (dBμV)	Antenna Factor (dB/m)	Path Loss (dB)	Preamp Factor (dB)	Ant Pos (cm)	Table Pos (deg)	Peak Avg. (P/A)	Pol. (H/V)
802.11n HT40 CH 03 2422MHz		4844	40.3	-33.7	74	55.97	31.39	10.45	57.51	100	0	P	H
		7266	44.66	-29.34	74	53.02	36.02	12.84	57.22	100	0	P	H
													H
													H
		4844	40.13	-33.87	74	55.8	31.39	10.45	57.51	100	0	P	V
		7266	44.4	-29.6	74	52.76	36.02	12.84	57.22	100	0	P	V
802.11n HT40 CH 06 2437MHz		4874	41.46	-32.54	74	56.98	31.46	10.47	57.45	100	0	P	H
		7311	44.86	-29.14	74	53.22	36.11	12.8	57.27	100	0	P	H
													H
													H
		4874	39.5	-34.5	74	55.02	31.46	10.47	57.45	100	0	P	V
		7311	44.63	-29.37	74	52.99	36.11	12.8	57.27	100	0	P	V
802.11n HT40 CH 09 2452MHz		4904	40.25	-33.75	74	55.63	31.53	10.48	57.39	100	0	P	H
		7356	44.92	-29.08	74	53.27	36.24	12.74	57.33	100	0	P	H
													H
													H
		4904	39.45	-34.55	74	54.83	31.53	10.48	57.39	100	0	P	V
		7356	45.78	-28.22	74	54.13	36.24	12.74	57.33	100	0	P	V
Remark	1. No other spurious found.												
	2. All results are PASS against Peak and Average limit line.												



Emission below 1GHz
2.4GHz WIFI 802.11n HT40 (LF)

Table with 14 columns: WIFI, Note, Frequency, Level, Over, Limit, Read, Antenna, Path, Preamp, Ant, Table, Peak, Pol. It contains test data for 2.4GHz WIFI 802.11n HT40 LF and a Remark section at the bottom.



<TXBF Mode>

2.4GHz 2400~2483.5MHz

WIFI 802.11ac VHT20 (Band Edge @ 3m)

WIFI Ant.	Note	Frequency	Level	Over Limit	Limit Line	Read Level	Antenna Factor	Path Loss	Preamp Factor	Ant Pos	Table Pos	Peak Avg.	Pol.	
1+2		(MHz)	(dBμV/m)	(dB)	(dBμV/m)	(dBμV)	(dB/m)	(dB)	(dB)	(cm)	(deg)	(P/A)	(H/V)	
802.11ac VHT20 CH 01 2412MHz		2388.96	63.88	-10.12	74	51.63	27.15	16.68	31.58	205	292	P	H	
		2389.8	52.41	-1.59	54	40.15	27.15	16.68	31.57	205	292	A	H	
	*	2412	109.96	-	-	97.62	27.19	16.72	31.57	205	292	P	H	
	*	2412	99.08	-	-	86.74	27.19	16.72	31.57	205	292	A	H	
													H	
														H
			2389.695	57.49	-16.51	74	45.24	27.15	16.68	31.58	100	234	P	V
			2390	47.84	-6.16	54	35.57	27.15	16.69	31.57	100	234	A	V
		*	2412	104.67	-	-	92.33	27.19	16.72	31.57	100	234	P	V
		*	2412	94.78	-	-	82.44	27.19	16.72	31.57	100	234	A	V
													V	
													V	
802.11ac VHT20 CH 06 2437MHz		2389.66	59.78	-14.22	74	47.53	27.15	16.68	31.58	302	103	P	H	
		2389.66	45.61	-8.39	54	33.36	27.15	16.68	31.58	302	103	A	H	
	*	2437	111.1	-	-	98.64	27.28	16.75	31.57	302	103	P	H	
	*	2437	99.8	-	-	87.34	27.28	16.75	31.57	302	103	A	H	
			2484.25	58.85	-15.15	74	46.23	27.36	16.82	31.56	302	103	P	H
			2484.39	45.83	-8.17	54	33.21	27.36	16.82	31.56	302	103	A	H
			2389.24	57.88	-16.12	74	45.63	27.15	16.68	31.58	100	228	P	V
			2389.8	45.24	-8.76	54	32.98	27.15	16.68	31.57	100	228	A	V
		*	2437	109.26	-	-	96.8	27.28	16.75	31.57	100	228	P	V
		*	2437	97.25	-	-	84.79	27.28	16.75	31.57	100	228	P	V
		2484.46	57.24	-16.76	74	44.62	27.36	16.82	31.56	100	228	P	V	
		2483.9	45.7	-8.3	54	33.08	27.36	16.82	31.56	100	228	A	V	



802.11ac VHT20 CH 11 2462MHz	*	2462	110.59	-	-	98.04	27.32	16.79	31.56	299	70	P	H
	*	2462	99.58	-	-	87.03	27.32	16.79	31.56	299	70	A	H
		2483.56	70.26	-3.74	74	57.64	27.36	16.82	31.56	299	70	P	H
		2483.6	51.73	-2.27	54	39.11	27.36	16.82	31.56	299	70	A	H
													H
													H
	*	2462	107.77	-	-	95.22	27.32	16.79	31.56	102	61	P	V
	*	2462	95.82	-	-	83.27	27.32	16.79	31.56	102	61	A	V
		2483.92	65.89	-8.11	74	53.27	27.36	16.82	31.56	102	61	P	V
		2483.52	50.31	-3.69	54	37.69	27.36	16.82	31.56	102	61	A	V
													V
												V	
Remark	1. No other spurious found. 2. All results are PASS against Peak and Average limit line.												



**2.4GHz 2400~2483.5MHz
WIFI 802.11ac VHT20 (Harmonic @ 3m)**

WIFI Ant. 1+2	Note	Frequency (MHz)	Level (dBμV/m)	Over Limit (dB)	Limit Line (dBμV/m)	Read Level (dBμV)	Antenna Factor (dB/m)	Path Loss (dB)	Preamp Factor (dB)	Ant Pos (cm)	Table Pos (deg)	Peak Avg. (P/A)	Pol. (H/V)	
802.11ac VHT20 CH 01 2412MHz		4824	42.08	-31.92	74	57.84	31.36	10.43	57.55	100	0	P	H	
													H	
													H	
													H	
			4824	43.9	-30.1	74	59.66	31.36	10.43	57.55	100	0	P	V
														V
														V
802.11ac VHT20 CH 06 2437MHz		4874	41.36	-32.64	74	56.88	31.46	10.47	57.45	100	0	P	H	
		7311	45.58	-28.42	74	53.94	36.11	12.8	57.27	100	0	P	H	
													H	
													H	
			4874	40.6	-33.4	74	56.12	31.46	10.47	57.45	100	0	P	V
			7311	45.27	-28.73	74	53.63	36.11	12.8	57.27	100	0	P	V
														V
802.11ac VHT20 CH 11 2462MHz		4924	40.89	-33.11	74	56.19	31.56	10.49	57.35	100	0	P	H	
		7386	45.15	-28.85	74	53.47	36.33	12.71	57.36	100	0	P	H	
													H	
													H	
			4924	41.73	-32.27	74	57.03	31.56	10.49	57.35	100	0	P	V
			7386	45.37	-28.63	74	53.69	36.33	12.71	57.36	100	0	P	V
														V
Remark	1. No other spurious found.													
	2. All results are PASS against Peak and Average limit line.													



**2.4GHz 2400~2483.5MHz
WIFI 802.11ac VHT40 (Band Edge @ 3m)**

WIFI Ant. 1+2	Note	Frequency (MHz)	Level (dBμV/m)	Over Limit (dB)	Limit Line (dBμV/m)	Read Level (dBμV)	Antenna Factor (dB/m)	Path Loss (dB)	Preamp Factor (dB)	Ant Pos (cm)	Table Pos (deg)	Peak Avg. (P/A)	Pol. (H/V)
802.11ac VHT40 CH 03 2422MHz		2388.26	67	-7	74	54.75	27.15	16.68	31.58	307	133	P	H
		2389.94	50.7	-3.3	54	38.44	27.15	16.68	31.57	307	133	A	H
	*	2422	106.07	-	-	93.68	27.23	16.73	31.57	307	133	P	H
	*	2422	94.16	-	-	81.77	27.23	16.73	31.57	307	133	A	H
		2484.39	58.47	-15.53	74	45.85	27.36	16.82	31.56	307	133	P	H
		2486.63	45.26	-8.74	54	32.63	27.36	16.83	31.56	307	133	A	H
		2389.24	62.43	-11.57	74	50.18	27.15	16.68	31.58	100	246	P	V
		2389.52	49.22	-4.78	54	36.97	27.15	16.68	31.58	100	246	A	V
	*	2422	104.42	-	-	92.03	27.23	16.73	31.57	100	246	P	V
	*	2422	93.72	-	-	81.33	27.23	16.73	31.57	100	246	P	V
		2483.5	59.51	-14.49	74	46.89	27.36	16.82	31.56	100	246	P	V
		2483.83	45.29	-8.71	54	32.67	27.36	16.82	31.56	100	246	A	V
802.11ac VHT40 CH 06 2437MHz		2389.8	60.07	-13.93	74	47.81	27.15	16.68	31.57	312	127	P	H
		2389.8	48.61	-5.39	54	36.35	27.15	16.68	31.57	312	127	A	H
	*	2437	107.3	-	-	94.84	27.28	16.75	31.57	312	127	P	H
	*	2437	96.53	-	-	84.07	27.28	16.75	31.57	312	127	A	H
		2484.39	61.18	-12.82	74	48.56	27.36	16.82	31.56	312	127	P	H
		2483.55	49.27	-4.73	54	36.65	27.36	16.82	31.56	312	127	A	H
		2389.94	60.25	-13.75	74	47.99	27.15	16.68	31.57	100	89	P	V
		2389.8	47.63	-6.37	54	35.37	27.15	16.68	31.57	100	89	A	V
	*	2437	106.09	-	-	93.63	27.28	16.75	31.57	100	89	P	V
	*	2437	93.81	-	-	81.35	27.28	16.75	31.57	100	89	A	V
		2484.53	61.88	-12.12	74	49.26	27.36	16.82	31.56	100	89	P	V
		2483.76	49.05	-4.95	54	36.43	27.36	16.82	31.56	100	89	A	V



802.11ac VHT40 CH 09 2452MHz		2388.82	58.75	-15.25	74	46.5	27.15	16.68	31.58	302	42	P	H
		2389.66	45.21	-8.79	54	32.96	27.15	16.68	31.58	302	42	A	H
	*	2452	103.96	-	-	91.46	27.28	16.78	31.56	302	42	P	H
	*	2452	94	-	-	81.5	27.28	16.78	31.56	302	42	A	H
		2485.86	60.7	-13.3	74	48.08	27.36	16.82	31.56	302	42	P	H
		2484.39	48.12	-5.88	54	35.5	27.36	16.82	31.56	302	42	A	H
		2325.12	56.22	-17.78	74	44.23	26.99	16.59	31.59	100	67	P	V
		2385.74	44.79	-9.21	54	32.54	27.15	16.68	31.58	100	67	A	V
	*	2452	101.86	-	-	89.36	27.28	16.78	31.56	100	67	P	V
	*	2452	91.72	-	-	79.22	27.28	16.78	31.56	100	67	A	V
		2484.18	62.63	-11.37	74	50.01	27.36	16.82	31.56	100	67	P	V
		2484.32	48	-6	54	35.38	27.36	16.82	31.56	100	67	P	V
Remark	1. No other spurious found. 2. All results are PASS against Peak and Average limit line.												



**2.4GHz 2400~2483.5MHz
WIFI 802.11ac VHT40 (Harmonic @ 3m)**

WIFI Ant. 1+2	Note	Frequency (MHz)	Level (dBμV/m)	Over Limit (dB)	Limit Line (dBμV/m)	Read Level (dBμV)	Antenna Factor (dB/m)	Path Loss (dB)	Preamp Factor (dB)	Ant Pos (cm)	Table Pos (deg)	Peak Avg. (P/A)	Pol. (H/V)
802.11ac VHT40 CH 03 2422MHz		4844	40.81	-33.19	74	56.48	31.39	10.45	57.51	100	0	P	H
		7266	44.65	-29.35	74	53.01	36.02	12.84	57.22	100	0	P	H
													H
													H
		4844	40.46	-33.54	74	56.13	31.39	10.45	57.51	100	0	P	V
		7266	44.29	-29.71	74	52.65	36.02	12.84	57.22	100	0	P	V
													V
802.11ac VHT40 CH 06 2437MHz		4874	40.03	-33.97	74	55.55	31.46	10.47	57.45	100	0	P	H
		7311	44.73	-29.27	74	53.09	36.11	12.8	57.27	100	0	P	H
													H
													H
		4874	40.57	-33.43	74	56.09	31.46	10.47	57.45	100	0	P	V
		7311	45.42	-28.58	74	53.78	36.11	12.8	57.27	100	0	P	V
													V
802.11ac VHT40 CH 09 2452MHz		4904	40.2	-33.8	74	55.58	31.53	10.48	57.39	100	0	P	H
		7356	44.71	-29.29	74	53.06	36.24	12.74	57.33	100	0	P	H
													H
													H
		4904	40.6	-33.4	74	55.98	31.53	10.48	57.39	100	0	P	V
		7356	45.01	-28.99	74	53.36	36.24	12.74	57.33	100	0	P	V
													V
Remark	1. No other spurious found.												
	2. All results are PASS against Peak and Average limit line.												



Note symbol

*	Fundamental Frequency which can be ignored. However, the level of any unwanted emissions shall not exceed the level of the fundamental frequency.
!	Test result is over limit line.
P/A	Peak or Average
H/V	Horizontal or Vertical



A calculation example for radiated spurious emission is shown as below:

WIFI	Note	Frequency	Level	Over	Limit	Read	Antenna	Path	Preamp	Ant	Table	Peak	Pol.
Ant.				Limit	Line	Level	Factor	Loss	Factor	Pos	Pos	Avg.	
0		(MHz)	(dBμV/m)	(dB)	(dBμV/m)	(dBμV)	(dB/m)	(dB)	(dB)	(cm)	(deg)	(P/A)	(H/V)
802.11b		2390	55.45	-18.55	74	54.51	32.22	4.58	35.86	103	308	P	H
CH 01													
2412MHz		2390	43.54	-10.46	54	42.6	32.22	4.58	35.86	103	308	A	H

1. Path Loss(dB) = Cable loss(dB) + Filter loss(dB) + Attenuator loss(dB)
2. Level(dBμV/m) =
Antenna Factor(dB/m) + Path Loss(dB) + Read Level(dBμV) - Preamp Factor(dB)
3. Over Limit(dB) = Level(dBμV/m) – Limit Line(dBμV/m)

For Peak Limit @ 2390MHz:

1. Level(dBμV/m)
= Antenna Factor(dB/m) + Path Loss(dB) + Read Level(dBμV) - Preamp Factor(dB)
= 32.22(dB/m) + 4.58(dB) + 54.51(dBμV) – 35.86 (dB)
= 55.45 (dBμV/m)
2. Over Limit(dB)
= Level(dBμV/m) – Limit Line(dBμV/m)
= 55.45(dBμV/m) – 74(dBμV/m)
= -18.55(dB)

For Average Limit @ 2390MHz:

1. Level(dBμV/m)
= Antenna Factor(dB/m) + Path Loss(dB) + Read Level(dBμV) - Preamp Factor(dB)
= 32.22(dB/m) + 4.58(dB) + 42.6(dBμV) – 35.86 (dB)
= 43.54 (dBμV/m)
2. Over Limit(dB)
= Level(dBμV/m) – Limit Line(dBμV/m)
= 43.54(dBμV/m) – 54(dBμV/m)
= -10.46(dB)

Both peak and average measured complies with the limit line, so test result is “PASS”.



Appendix C. Radiated Spurious Emission Plots

Test Engineer :	Jack Cheng, Lance Chiang, and Peter Liao	Temperature :	22~25°C
		Relative Humidity :	53~62%

Note symbol

-L	Low channel location
-R	High channel location

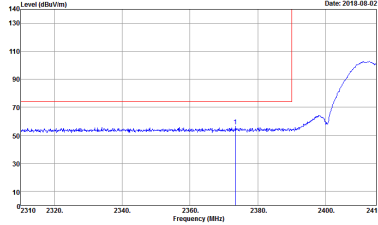
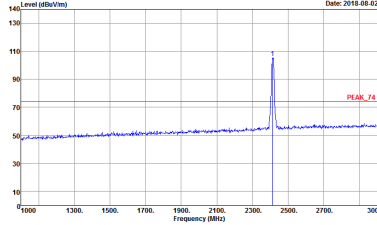
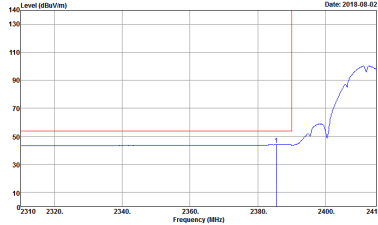
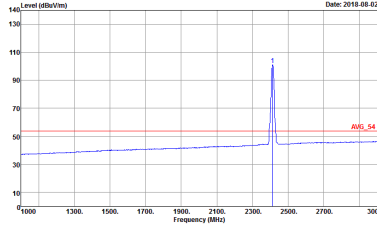


<CDD Mode>

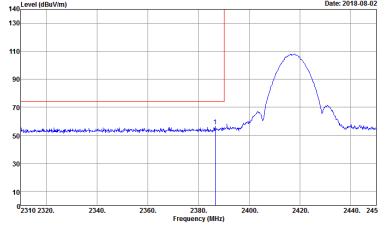
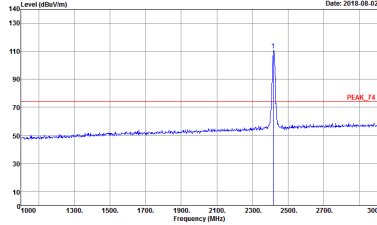
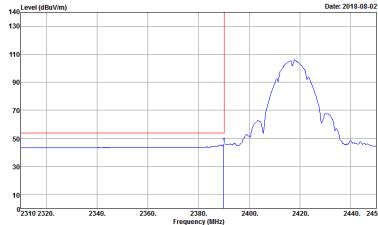
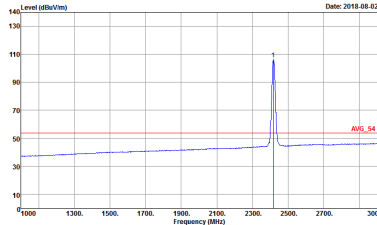
2.4GHz 2400~2483.5MHz
WIFI 802.11b (Band Edge @ 3m)

Table with 2 columns (Peak, Avg.) and 2 rows (Horizontal, Fundamental). Each cell contains a spectral plot and technical details like Site, Condition, Detector, Project, Mode, Setting.

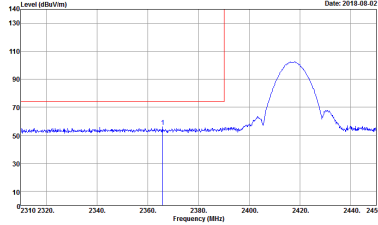
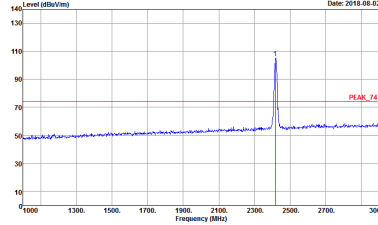
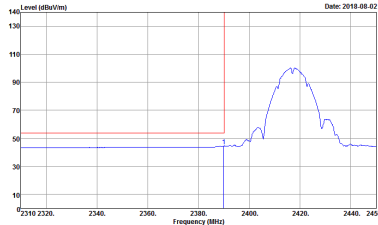
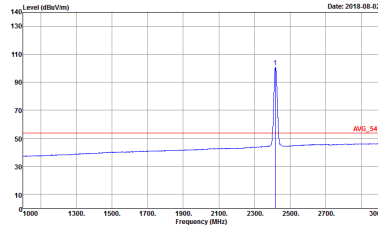


WIFI	2.4GHz 2400~2483.5MHz Band Edge @ 3m	
ANT	802.11b CH01 2412MHz	
1	Vertical	Fundamental
Peak	 <p>Site : 03CH12-HY Condition : PEAK_BE_74 3m HORN_91200_1328 VERTICAL RBW:3000.000kHz VBW:3000.000kHz SWT:Auto Detector : Peak Project : 853105 Mode : 12 Setting : 18</p>	 <p>Site : 03CH12-HY Condition : PEAK_F4 3m HORN_91200_1328 VERTICAL RBW:3000.000kHz VBW:3000.000kHz SWT:Auto Detector : Peak Project : 853105 Mode : 12 Setting : 18</p>
Avg.	 <p>Site : 03CH12-HY Condition : AVG_BE_54 3m HORN_91200_1328 VERTICAL RBW:3000.000kHz VBW:0.010kHz SWT:Auto Detector : Peak Project : 853105 Mode : 12 Setting : 18</p>	 <p>Site : 03CH12-HY Condition : AVG_54 3m HORN_91200_1328 VERTICAL RBW:3000.000kHz VBW:0.010kHz SWT:Auto Detector : Peak Project : 853105 Mode : 12 Setting : 18</p>

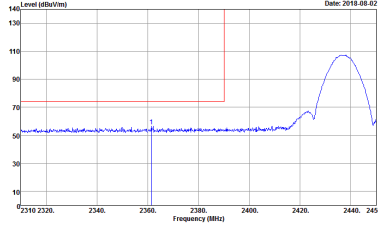
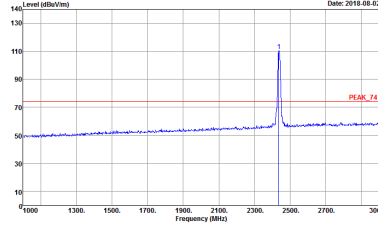
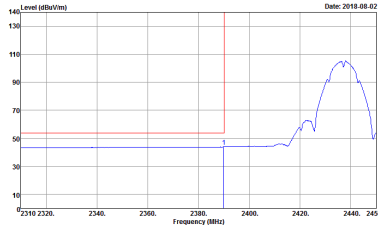
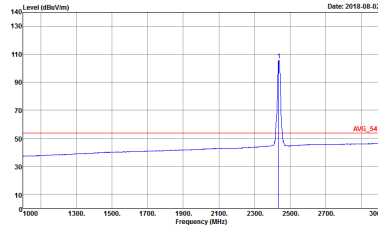


WIFI	2.4GHz 2400~2483.5MHz Band Edge @ 3m	
ANT	802.11b CH02 2417MHz	
1	Horizontal	Fundamental
<p>Peak</p>	 <p>Site : 03CH12-11Y Condition : PEAK_9C_74 3m HORN_91200_1328 HORIZONTAL Detector : Peak Project : 853105 Mode : 13 Setting : 18</p>	 <p>Site : 03CH12-11Y Condition : PEAK_74 3m HORN_91200_1328 HORIZONTAL Detector : Peak Project : 853105 Mode : 13 Setting : 18</p>
<p>Avg.</p>	 <p>Site : 03CH12-11Y Condition : AVG_BE_54 3m HORN_91200_1328 HORIZONTAL Detector : Peak Project : 853105 Mode : 13 Setting : 18</p>	 <p>Site : 03CH12-11Y Condition : AVG_54 3m HORN_91200_1328 HORIZONTAL Detector : Peak Project : 853105 Mode : 13 Setting : 18</p>

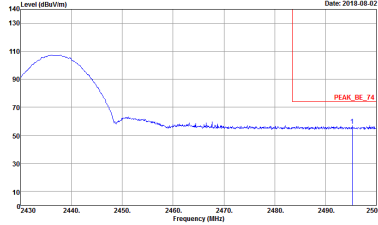
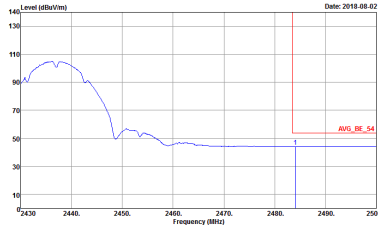


WIFI	2.4GHz 2400~2483.5MHz Band Edge @ 3m	
ANT	802.11b CH02 2417MHz	
1	Vertical	Fundamental
Peak	 <p>Site : 03CH12-HY Condition : PEAK_9C_74 3m HORN_91200_1328 VERTICAL RBW:3000.000KHz VBW:3000.000KHz SWT:Auto Detector : Peak Project : 853105 Mode : 13 Setting : 18</p>	 <p>Site : 03CH12-HY Condition : PEAK_74 3m HORN_91200_1328 VERTICAL RBW:3000.000KHz VBW:3000.000KHz SWT:Auto Detector : Peak Project : 853105 Mode : 13 Setting : 18</p>
Avg.	 <p>Site : 03CH12-HY Condition : AVG_BE_54 3m HORN_91200_1328 VERTICAL RBW:3000.000KHz VBW:0.010KHz SWT:Auto Detector : Peak Project : 853105 Mode : 13 Setting : 18</p>	 <p>Site : 03CH12-HY Condition : AVG_54 3m HORN_91200_1328 VERTICAL RBW:3000.000KHz VBW:0.010KHz SWT:Auto Detector : Peak Project : 853105 Mode : 13 Setting : 18</p>

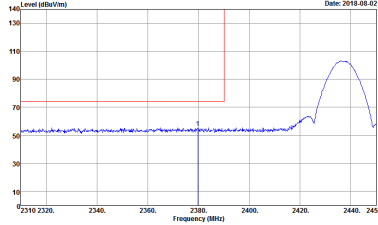
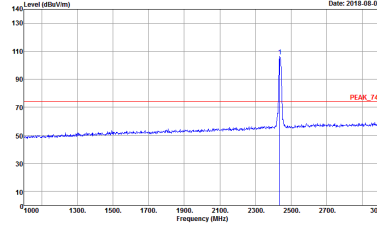
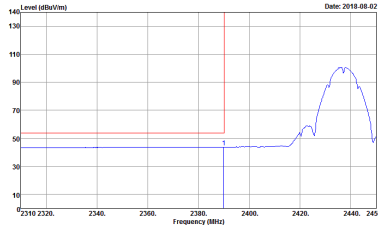
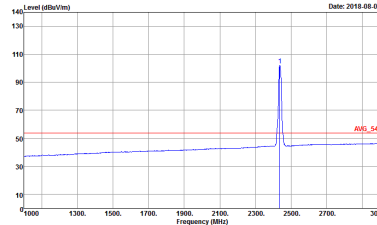


WIFI	2.4GHz 2400~2483.5MHz Band Edge @ 3m	
ANT	802.11b CH06 2437MHz - L	
1	Horizontal	Fundamental
Peak	 <p>Site : 03CH12-11Y Condition : PEAK_9C_74 3m HORN_91200_1328 HORIZONTAL : RBW:1000.000KHz VBW:3000.000KHz SWT:Auto Detector : Peak Project : 853105 Mode : 14 Setting : 18</p>	 <p>Site : 03CH12-11Y Condition : PEAK_74 3m HORN_91200_1328 HORIZONTAL : RBW:1000.000KHz VBW:3000.000KHz SWT:Auto Detector : Peak Project : 853105 Mode : 14 Setting : 18</p>
Avg.	 <p>Site : 03CH12-11Y Condition : AVG_BE_54 3m HORN_91200_1328 HORIZONTAL : RBW:1000.000KHz VBW:10.000KHz SWT:Auto Detector : Peak Project : 853105 Mode : 14 Setting : 18</p>	 <p>Site : 03CH12-11Y Condition : AVG_54 3m HORN_91200_1328 HORIZONTAL : RBW:1000.000KHz VBW:10.000KHz SWT:Auto Detector : Peak Project : 853105 Mode : 14 Setting : 18</p>



WIFI	2.4GHz 2400~2483.5MHz Band Edge @ 3m	
ANT	802.11b CH06 2437MHz - R	
1	Horizontal	Fundamental
<p>Peak</p>	 <p>Site : 03CH2-HY Condition : PEAK_BE_74 3m HORN_9120D_1328 HORIZONTAL Detector : Peak Project : 853105 Mode : 14 Setting : 18</p>	<p>Left blank</p>
<p>Avg.</p>	 <p>Site : 03CH2-HY Condition : AVG_BE_54 3m HORN_9120D_1328 HORIZONTAL Detector : Peak Project : 853105 Mode : 14 Setting : 18</p>	<p>Left blank</p>

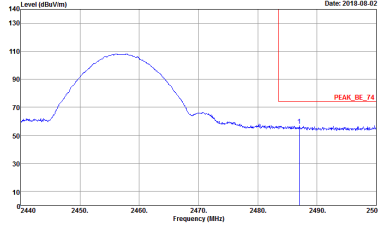
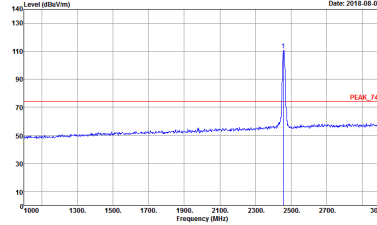
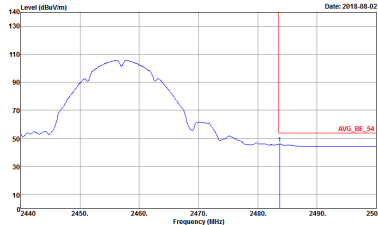
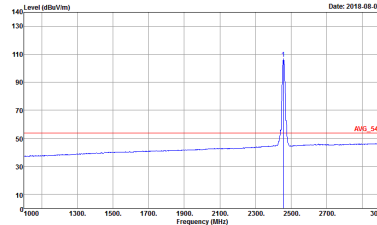


WIFI	2.4GHz 2400~2483.5MHz Band Edge @ 3m	
ANT	802.11b CH06 2437MHz - L	
1	Vertical	Fundamental
Peak	 <p>Site : 03CH12-HY Condition : PEAK_9C_74 3m HORN_91200_1328 VERTICAL RBW:3000.000kHz VBW:3000.000kHz SWT:Auto Detector : Peak Project : 853105 Mode : 14 Setting : 18</p>	 <p>Site : 03CH12-HY Condition : PEAK_74 3m HORN_91200_1328 VERTICAL RBW:3000.000kHz VBW:3000.000kHz SWT:Auto Detector : Peak Project : 853105 Mode : 14 Setting : 18</p>
Avg.	 <p>Site : 03CH12-HY Condition : AVG_BE_54 3m HORN_91200_1328 VERTICAL RBW:3000.000kHz VBW:0.010kHz SWT:Auto Detector : Peak Project : 853105 Mode : 14 Setting : 18</p>	 <p>Site : 03CH12-HY Condition : AVG_54 3m HORN_91200_1328 VERTICAL RBW:3000.000kHz VBW:0.010kHz SWT:Auto Detector : Peak Project : 853105 Mode : 14 Setting : 18</p>

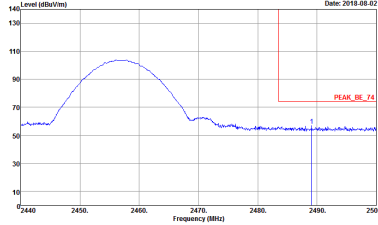
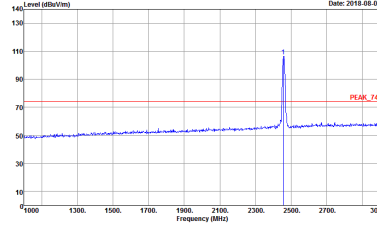
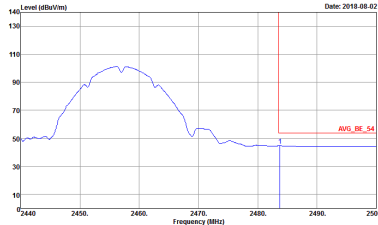
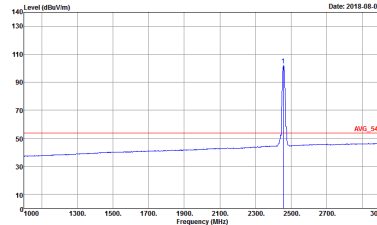


WIFI	2.4GHz 2400~2483.5MHz Band Edge @ 3m	
ANT	802.11b CH06 2437MHz - R	
1	Vertical	Fundamental
Peak	<p>Site : 03CH2-HY Condition : PEAK_BE_74 3m HORN_9120D_1328 VERTICAL RBW:10000000Hz VBW:3000.0000Hz SWT:Auto Detector : Peak Project : 853105 Mode : 14 Setting : 18</p>	Left blank
Avg.	<p>Site : 03CH2-HY Condition : AVG_BE_54 3m HORN_9120D_1328 VERTICAL RBW:10000000Hz VBW:10.0000Hz SWT:Auto Detector : Peak Project : 853105 Mode : 14 Setting : 18</p>	Left blank

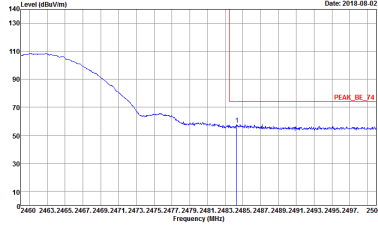
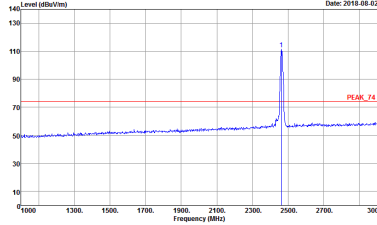
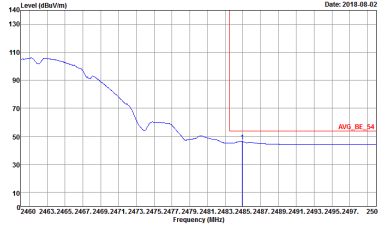
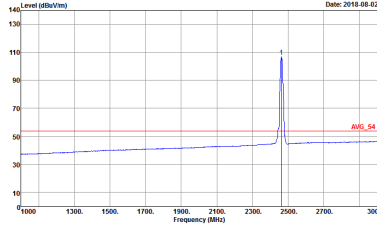


WIFI	2.4GHz 2400~2483.5MHz Band Edge @ 3m	
ANT	802.11b CH10 2457MHz	
1	Horizontal	Fundamental
Peak	 <p>Site : 03CH12-HY Condition : PEAK_BE_74 3m HORN_9120D_1328 HORIZONTAL RBW:3000.000KHz VBW:3000.000KHz SWT:Auto Detector : Peak Project : 853105 Mode : 15 Setting : 18.5</p>	 <p>Site : 03CH12-HY Condition : PEAK_74 3m HORN_9120D_1328 HORIZONTAL RBW:3000.000KHz VBW:3000.000KHz SWT:Auto Detector : Peak Project : 853105 Mode : 15 Setting : 18.5</p>
Avg.	 <p>Site : 03CH12-HY Condition : AVG_BE_54 3m HORN_9120D_1328 HORIZONTAL RBW:3000.000KHz VBW:0.010KHz SWT:Auto Detector : Peak Project : 853105 Mode : 15 Setting : 18.5</p>	 <p>Site : 03CH12-HY Condition : AVG_54 3m HORN_9120D_1328 HORIZONTAL RBW:3000.000KHz VBW:0.010KHz SWT:Auto Detector : Peak Project : 853105 Mode : 15 Setting : 18.5</p>

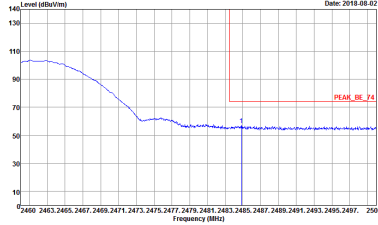
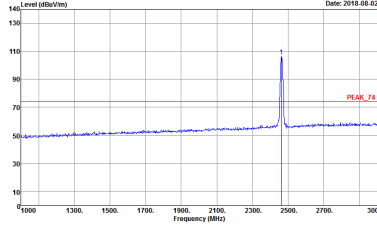
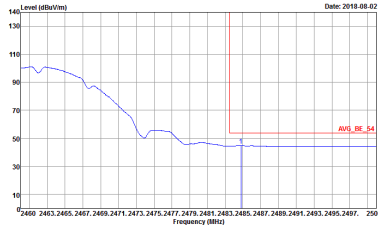
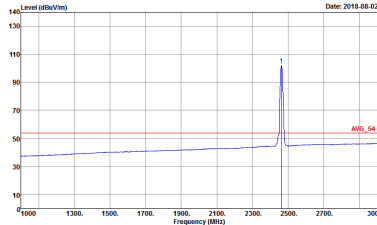


WIFI	2.4GHz 2400~2483.5MHz Band Edge @ 3m	
ANT	802.11b CH10 2457MHz	
1	Vertical	Fundamental
Peak	 <p>Site : 03CH12-HY Condition : PEAK_BE_74 3m HORN_9120D_1328 VERTICAL RBW:3000.000kHz VBW:3000.000kHz SWT:Auto Detector : Peak Project : 853105 Mode : 15 Setting : 18.5</p>	 <p>Site : 03CH12-HY Condition : PEAK_74 3m HORN_9120D_1328 VERTICAL RBW:3000.000kHz VBW:3000.000kHz SWT:Auto Detector : Peak Project : 853105 Mode : 15 Setting : 18.5</p>
Avg.	 <p>Site : 03CH12-HY Condition : AVG_BE_54 3m HORN_9120D_1328 VERTICAL RBW:3000.000kHz VBW:0.010kHz SWT:Auto Detector : Peak Project : 853105 Mode : 15 Setting : 18.5</p>	 <p>Site : 03CH12-HY Condition : AVG_54 3m HORN_9120D_1328 VERTICAL RBW:3000.000kHz VBW:0.010kHz SWT:Auto Detector : Peak Project : 853105 Mode : 15 Setting : 18.5</p>



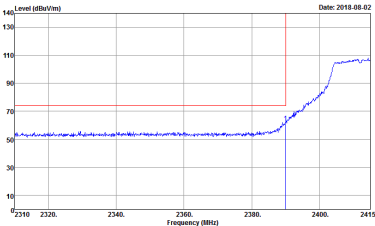
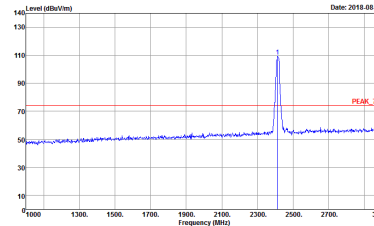
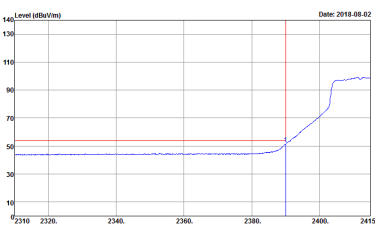
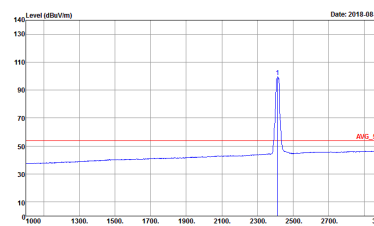
WIFI	2.4GHz 2400~2483.5MHz Band Edge @ 3m	
ANT	802.11b CH11 2462MHz	
1	Horizontal	Fundamental
<p>Peak</p>	 <p>Site : 03CH12-HY Condition : PEAK_BE_74 3m HORN_91200_1328 HORIZONTAL RBW:3000.000KHz VBW:3000.000KHz SWT:Auto Detector : Peak Project : 853105 Mode : 16 Setting : 18.5</p>	 <p>Site : 03CH12-HY Condition : PEAK_74 3m HORN_91200_1328 HORIZONTAL RBW:3000.000KHz VBW:3000.000KHz SWT:Auto Detector : Peak Project : 853105 Mode : 16 Setting : 18.5</p>
<p>Avg.</p>	 <p>Site : 03CH12-HY Condition : AVG_BE_54 3m HORN_91200_1328 HORIZONTAL RBW:3000.000KHz VBW:0.030KHz SWT:Auto Detector : Peak Project : 853105 Mode : 16 Setting : 18.5</p>	 <p>Site : 03CH12-HY Condition : AVG_54 3m HORN_91200_1328 HORIZONTAL RBW:3000.000KHz VBW:0.030KHz SWT:Auto Detector : Peak Project : 853105 Mode : 16 Setting : 18.5</p>



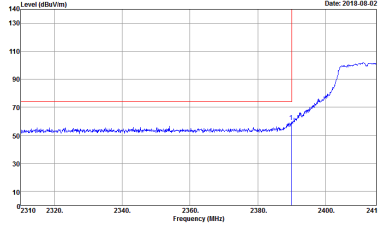
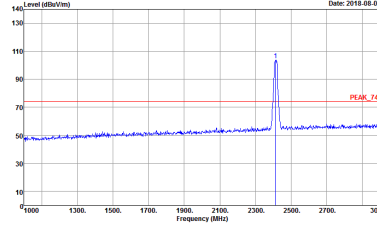
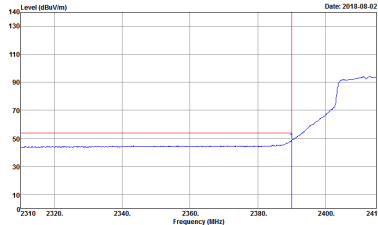
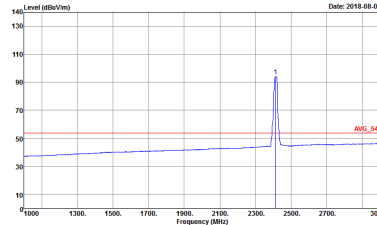
WIFI	2.4GHz 2400~2483.5MHz Band Edge @ 3m	
ANT	802.11b CH11 2462MHz	
1	Vertical	Fundamental
<p>Peak</p>	 <p>Site : 03CH12-HY Condition : PEAK_BE_74 3m HORN_9120D_1328 VERTICAL RBW:3000.000kHz VBW:3000.000kHz SWT:Auto Detector : Peak Project : 853105 Mode : 16 Setting : 18.5</p>	 <p>Site : 03CH12-HY Condition : PEAK_74 3m HORN_9120D_1328 VERTICAL RBW:3000.000kHz VBW:3000.000kHz SWT:Auto Detector : Peak Project : 853105 Mode : 16 Setting : 18.5</p>
<p>Avg.</p>	 <p>Site : 03CH12-HY Condition : AVG_BE_54 3m HORN_9120D_1328 VERTICAL RBW:3000.000kHz VBW:0.010kHz SWT:Auto Detector : Peak Project : 853105 Mode : 16 Setting : 18.5</p>	 <p>Site : 03CH12-HY Condition : AVG_54 3m HORN_9120D_1328 VERTICAL RBW:3000.000kHz VBW:0.010kHz SWT:Auto Detector : Peak Project : 853105 Mode : 16 Setting : 18.5</p>



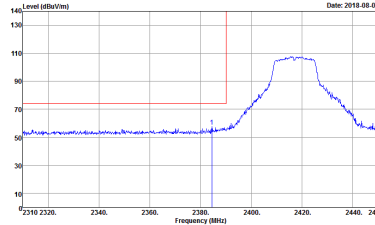
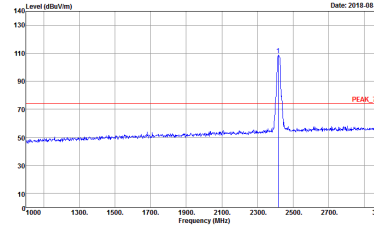
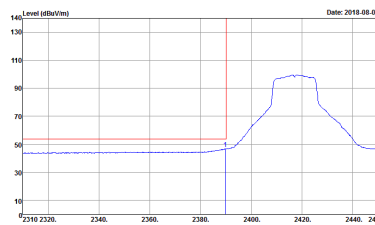
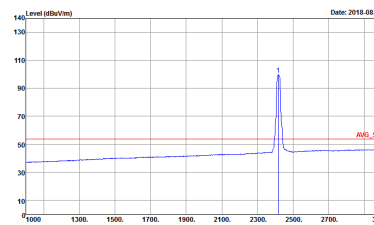
2.4GHz 2400~2483.5MHz
 WIFI 802.11g (Band Edge @ 3m)

WIFI	2.4GHz 2400~2483.5MHz Band Edge @ 3m	
ANT	802.11g CH01 2412MHz	
1	Horizontal	Fundamental
Peak	 <p>Site : 03CH12-HY Condition : PEAK_BE_74 3m HORN_9120D_1328 HORIZONTAL RBW:1000.000kHz VBW:3000.000kHz SWT:Auto Detector : Peak Project : 853105 Mode : 17 Setting : 16.5</p>	 <p>Site : 03CH12-HY Condition : PEAK_74 3m HORN_9120D_1328 HORIZONTAL RBW:1000.000kHz VBW:3000.000kHz SWT:Auto Detector : Peak Project : 853105 Mode : 17 Setting : 16.5</p>
Avg.	 <p>Site : 03CH12-HY Condition : AVG_BE_54 3m HORN_9120D_1328 HORIZONTAL RBW:1000.000kHz VBW:1.000kHz SWT:Auto Detector : Peak Project : 853105 Mode : 17 Setting : 16.5</p>	 <p>Site : 03CH12-HY Condition : AVG_54 3m HORN_9120D_1328 HORIZONTAL RBW:1000.000kHz VBW:1.000kHz SWT:Auto Detector : Peak Project : 853105 Mode : 17 Setting : 16.5</p>

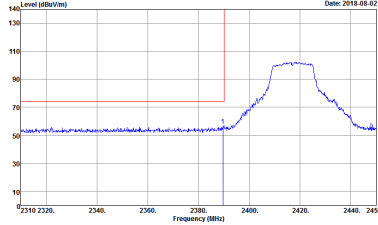
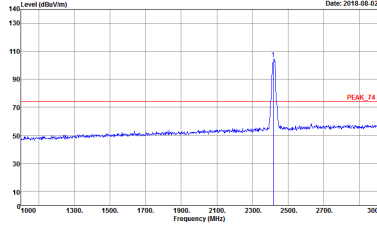
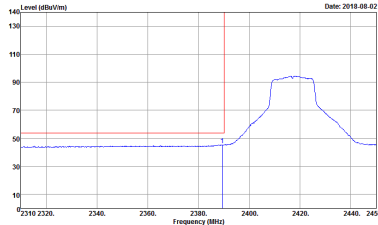
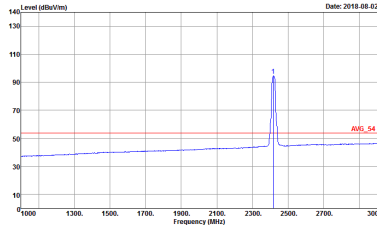


WIFI	2.4GHz 2400~2483.5MHz Band Edge @ 3m	
ANT	802.11g CH01 2412MHz	
1	Vertical	Fundamental
Peak	 <p>Site : 03CH12-HY Condition : PEAK_BE_74 3m HORN_9120D_1328 VERTICAL RBW:1000.000KHz VBW:3000.000KHz SWT:Auto Detector : Peak Project : 853105 Mode : 17 Setting : 16.5</p>	 <p>Site : 03CH12-HY Condition : PEAK_F4 3m HORN_9120D_1328 VERTICAL RBW:1000.000KHz VBW:3000.000KHz SWT:Auto Detector : Peak Project : 853105 Mode : 17 Setting : 16.5</p>
Avg.	 <p>Site : 03CH12-HY Condition : AVG_BE_54 3m HORN_9120D_1328 VERTICAL RBW:1000.000KHz VBW:1.000KHz SWT:Auto Detector : Peak Project : 853105 Mode : 17 Setting : 16.5</p>	 <p>Site : 03CH12-HY Condition : AVG_54 3m HORN_9120D_1328 VERTICAL RBW:1000.000KHz VBW:1.000KHz SWT:Auto Detector : Peak Project : 853105 Mode : 17 Setting : 16.5</p>

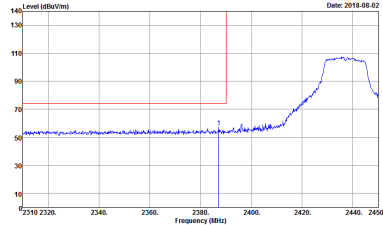
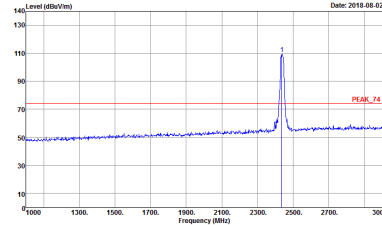
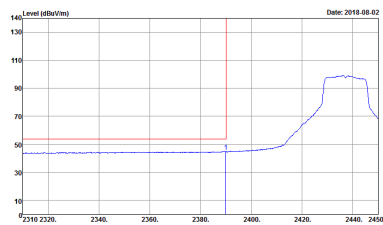
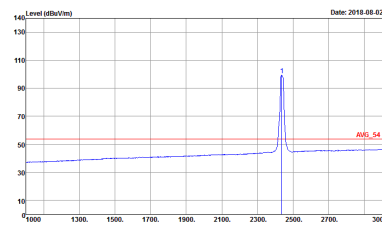


WIFI	2.4GHz 2400~2483.5MHz Band Edge @ 3m	
ANT	802.11g CH02 2417MHz	
1	Horizontal	Fundamental
Peak	 <p>Site : 03CH12-HY Condition : PEAK_9C_74 3m HORN_91200_1328 HORIZONTAL : RBW:1000.000KHz VBW:3000.000KHz SWT:Auto Detector : Peak Project : 853105 Mode : 18 Setting : 17</p>	 <p>Site : 03CH12-HY Condition : PEAK_74 3m HORN_91200_1328 HORIZONTAL : RBW:1000.000KHz VBW:3000.000KHz SWT:Auto Detector : Peak Project : 853105 Mode : 18 Setting : 17</p>
Avg.	 <p>Site : 03CH12-HY Condition : AVG_BE_54 3m HORN_91200_1328 HORIZONTAL : RBW:1000.000KHz VBW:1.000KHz SWT:Auto Detector : Peak Project : 853105 Mode : 18 Setting : 17</p>	 <p>Site : 03CH12-HY Condition : AVG_54 3m HORN_91200_1328 HORIZONTAL : RBW:1000.000KHz VBW:1.000KHz SWT:Auto Detector : Peak Project : 853105 Mode : 18 Setting : 17</p>

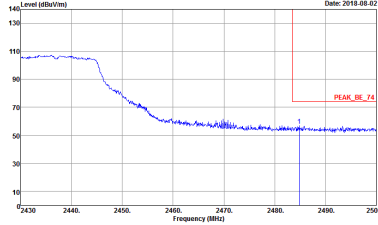
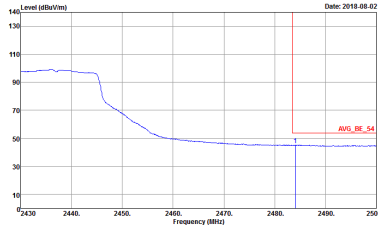


WIFI	2.4GHz 2400~2483.5MHz Band Edge @ 3m	
ANT	802.11g CH02 2417MHz	
1	Vertical	Fundamental
Peak	 <p>Site : 03CH12-HY Condition : PEAK_9C_74 3m HORN_9120D_1328 VERTICAL RBW:3000.000KHz VBW:3000.000KHz SWT:Auto Detector : Peak Project : 853105 Mode : 18 Setting : 17</p>	 <p>Site : 03CH12-HY Condition : PEAK_74 3m HORN_9120D_1328 VERTICAL RBW:3000.000KHz VBW:3000.000KHz SWT:Auto Detector : Peak Project : 853105 Mode : 18 Setting : 17</p>
Avg.	 <p>Site : 03CH12-HY Condition : AVG_BE_54 3m HORN_9120D_1328 VERTICAL RBW:3000.000KHz VBW:1.000KHz SWT:Auto Detector : Peak Project : 853105 Mode : 18 Setting : 17</p>	 <p>Site : 03CH12-HY Condition : AVG_54 3m HORN_9120D_1328 VERTICAL RBW:3000.000KHz VBW:1.000KHz SWT:Auto Detector : Peak Project : 853105 Mode : 18 Setting : 17</p>

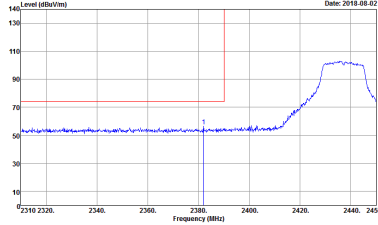
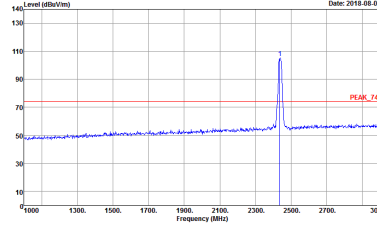
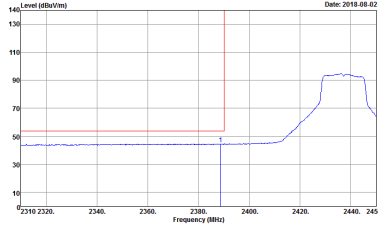
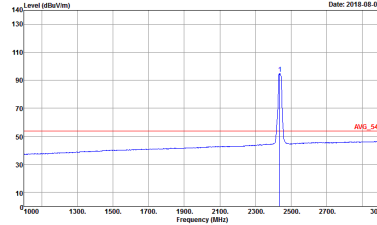


WIFI	2.4GHz 2400~2483.5MHz Band Edge @ 3m	
ANT	802.11g CH06 2437MHz - L	
1	Horizontal	Fundamental
Peak	 <p>Site : 03CH12-HY Condition : PEAK_9C_74 3m HORN_9120D_1328 HORIZONTAL RBW:3000.000KHz VBW:3000.000KHz SWT:Auto Detector : Peak Project : 853105 Mode : 19 Setting : 17</p>	 <p>Site : 03CH12-HY Condition : PEAK_74 3m HORN_9120D_1328 HORIZONTAL RBW:3000.000KHz VBW:3000.000KHz SWT:Auto Detector : Peak Project : 853105 Mode : 19 Setting : 17</p>
Avg.	 <p>Site : 03CH12-HY Condition : AVG_BE_54 3m HORN_9120D_1328 HORIZONTAL RBW:3000.000KHz VBW:1.000KHz SWT:Auto Detector : Peak Project : 853105 Mode : 19 Setting : 17</p>	 <p>Site : 03CH12-HY Condition : AVG_54 3m HORN_9120D_1328 HORIZONTAL RBW:3000.000KHz VBW:1.000KHz SWT:Auto Detector : Peak Project : 853105 Mode : 19 Setting : 17</p>

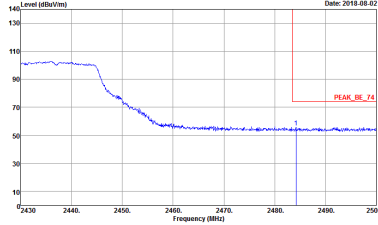
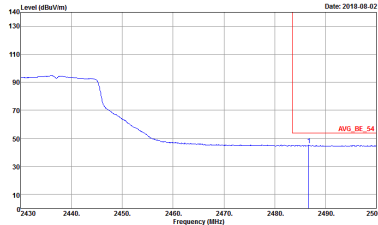


WIFI	2.4GHz 2400~2483.5MHz Band Edge @ 3m	
ANT	802.11g CH06 2437MHz - R	
1	Horizontal	Fundamental
<p>Peak</p>	 <p>Site : 03CH2-HY Condition : PEAK_BE_74 3m HORN_9120D_1328 HORIZONTAL Detector : Peak Project : 853105 Mode : 19 Setting : 17</p>	<p>Left blank</p>
<p>Avg.</p>	 <p>Site : 03CH2-HY Condition : AVG_BE_54 3m HORN_9120D_1328 HORIZONTAL Detector : Peak Project : 853105 Mode : 19 Setting : 17</p>	<p>Left blank</p>

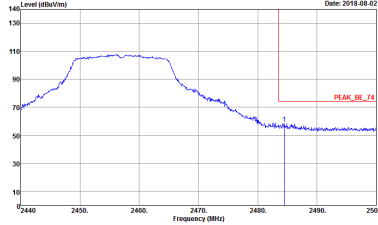
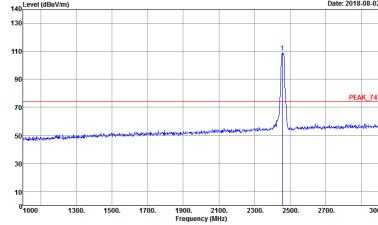
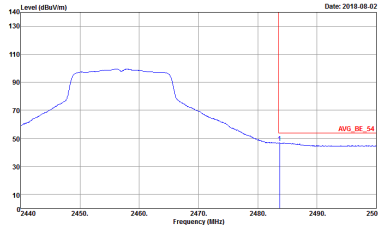
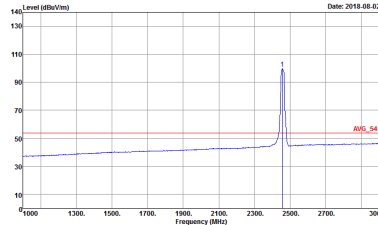


WIFI	2.4GHz 2400~2483.5MHz Band Edge @ 3m	
ANT	802.11g CH06 2437MHz - L	
1	Vertical	Fundamental
Peak	 <p>Site : 03CH12-HY Condition : PEAK_9C_74 3m HORN_9120D_1328 VERTICAL RBW:3000.000KHz VBW:3000.000KHz SWT:Auto Detector : Peak Project : 853105 Mode : 19 Setting : 17</p>	 <p>Site : 03CH12-HY Condition : PEAK_74 3m HORN_9120D_1328 VERTICAL RBW:3000.000KHz VBW:3000.000KHz SWT:Auto Detector : Peak Project : 853105 Mode : 19 Setting : 17</p>
Avg.	 <p>Site : 03CH12-HY Condition : AVG_BE_54 3m HORN_9120D_1328 VERTICAL RBW:3000.000KHz VBW:1.000KHz SWT:Auto Detector : Peak Project : 853105 Mode : 19 Setting : 17</p>	 <p>Site : 03CH12-HY Condition : AVG_54 3m HORN_9120D_1328 VERTICAL RBW:3000.000KHz VBW:1.000KHz SWT:Auto Detector : Peak Project : 853105 Mode : 19 Setting : 17</p>

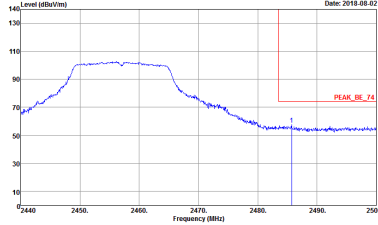
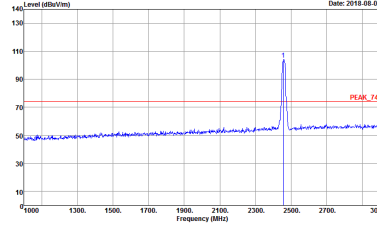
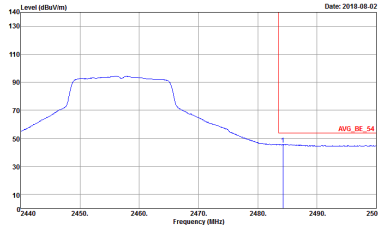
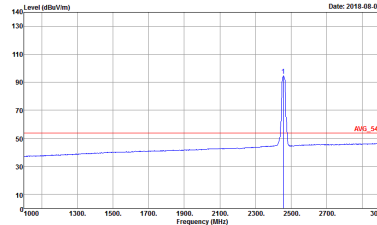


WIFI	2.4GHz 2400~2483.5MHz Band Edge @ 3m	
ANT	802.11g CH06 2437MHz - R	
1	Vertical	Fundamental
<p>Peak</p>	 <p>Site : 03CH2-HY Condition : PEAK_BE_74 3m HORN_9120D_1328 VERTICAL RBW:10000000Hz VBW:3000.0000Hz SWT:Auto Detector : Peak Project : 853105 Mode : 19 Setting : 17</p>	<p>Left Blank</p>
<p>Avg.</p>	 <p>Site : 03CH2-HY Condition : AVG_BE_54 3m HORN_9120D_1328 VERTICAL RBW:10000000Hz VBW:1.0000Hz SWT:Auto Detector : Peak Project : 853105 Mode : 19 Setting : 17</p>	<p>Left Blank</p>

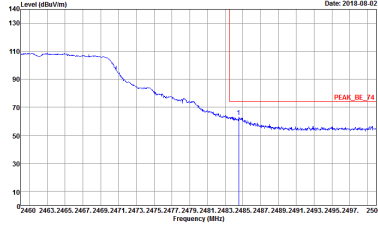
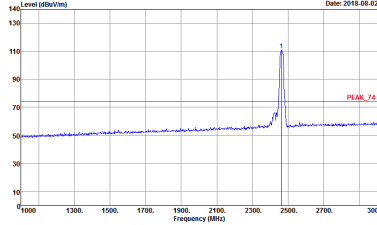
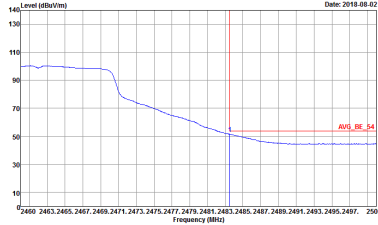
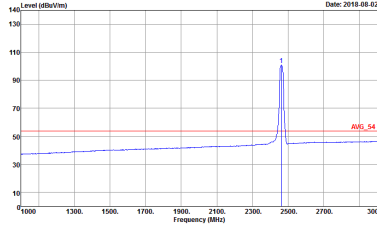


WIFI	2.4GHz 2400~2483.5MHz Band Edge @ 3m	
ANT	802.11g CH10 2457MHz	
1	Horizontal	Fundamental
Peak	 <p>Site : 03CH12-HY Condition : PEAK_BE_74 3m HORN_9120D_1328 HORIZONTAL RBW:3000.000KHz VBW:3000.000KHz SWT:Auto Detector : Peak Project : 853105 Mode : 20 Setting : 17</p>	 <p>Site : 03CH12-HY Condition : PEAK_74 3m HORN_9120D_1328 HORIZONTAL RBW:3000.000KHz VBW:3000.000KHz SWT:Auto Detector : Peak Project : 853105 Mode : 20 Setting : 17</p>
Avg.	 <p>Site : 03CH12-HY Condition : AVG_BE_54 3m HORN_9120D_1328 HORIZONTAL RBW:3000.000KHz VBW:1.000KHz SWT:Auto Detector : Peak Project : 853105 Mode : 20 Setting : 17</p>	 <p>Site : 03CH12-HY Condition : AVG_54 3m HORN_9120D_1328 HORIZONTAL RBW:3000.000KHz VBW:1.000KHz SWT:Auto Detector : Peak Project : 853105 Mode : 20 Setting : 17</p>

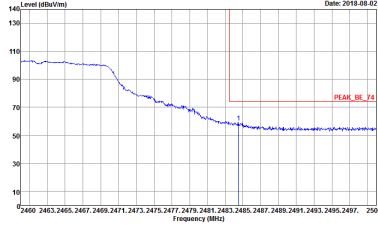
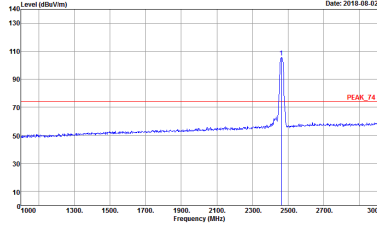
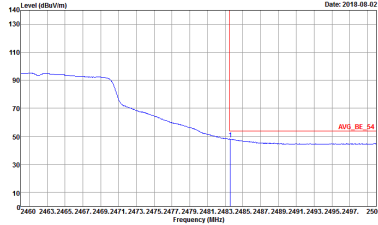
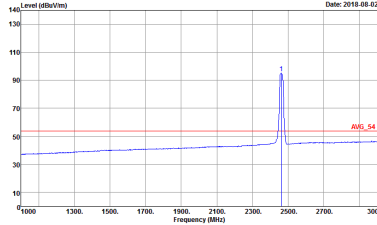


WIFI	2.4GHz 2400~2483.5MHz Band Edge @ 3m	
ANT	802.11g CH10 2457MHz	
1	Vertical	Fundamental
Peak	 <p>Site : 03CH12-HY Condition : PEAK_BE_74 3m HORN_9120D_1328 VERTICAL RBW:3000.000KHz VBW:3000.000KHz SWT:Auto Detector : Peak Project : 853105 Mode : 20 Setting : 17</p>	 <p>Site : 03CH12-HY Condition : PEAK_F4 3m HORN_9120D_1328 VERTICAL RBW:3000.000KHz VBW:3000.000KHz SWT:Auto Detector : Peak Project : 853105 Mode : 20 Setting : 17</p>
Avg.	 <p>Site : 03CH12-HY Condition : AVG_BE_54 3m HORN_9120D_1328 VERTICAL RBW:3000.000KHz VBW:1.000KHz SWT:Auto Detector : Peak Project : 853105 Mode : 20 Setting : 17</p>	 <p>Site : 03CH12-HY Condition : AVG_F4 3m HORN_9120D_1328 VERTICAL RBW:3000.000KHz VBW:1.000KHz SWT:Auto Detector : Peak Project : 853105 Mode : 20 Setting : 17</p>



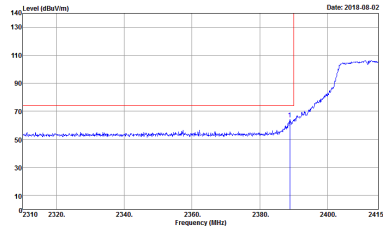
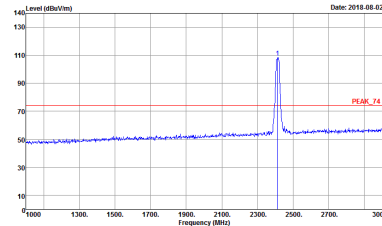
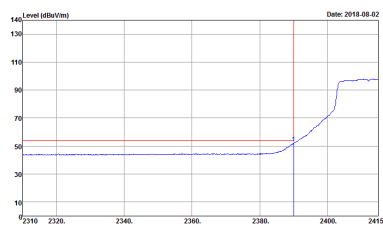
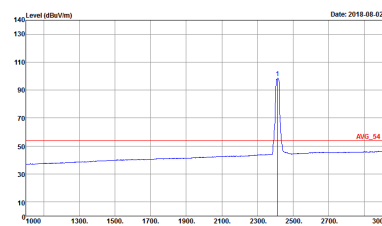
WIFI	2.4GHz 2400~2483.5MHz Band Edge @ 3m	
ANT	802.11g CH11 2462MHz	
1	Horizontal	Fundamental
<p>Peak</p>	 <p>Site : 03CH12-HY Condition : PEAK_BE_74 3m HORN_91200_1328 HORIZONTAL : RBW:3000.000KHz VBW:3000.000KHz SWT:Auto Detector : Peak Project : 853105 Mode : 21 Setting : 17</p>	 <p>Site : 03CH12-HY Condition : PEAK_74 3m HORN_91200_1328 HORIZONTAL : RBW:3000.000KHz VBW:3000.000KHz SWT:Auto Detector : Peak Project : 853105 Mode : 21 Setting : 17</p>
<p>Avg.</p>	 <p>Site : 03CH12-HY Condition : AVG_BE_54 3m HORN_91200_1328 HORIZONTAL : RBW:3000.000KHz VBW:1.000KHz SWT:Auto Detector : Peak Project : 853105 Mode : 21 Setting : 17</p>	 <p>Site : 03CH12-HY Condition : AVG_54 3m HORN_91200_1328 HORIZONTAL : RBW:3000.000KHz VBW:1.000KHz SWT:Auto Detector : Peak Project : 853105 Mode : 21 Setting : 17</p>



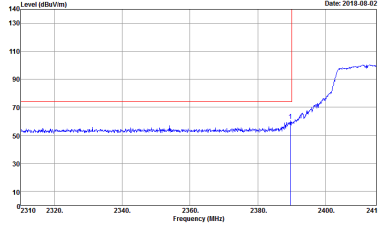
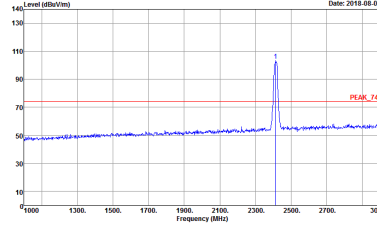
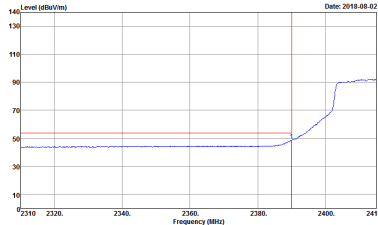
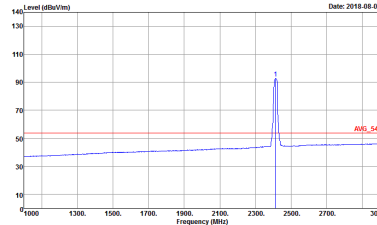
WIFI	2.4GHz 2400~2483.5MHz Band Edge @ 3m	
ANT	802.11g CH11 2462MHz	
1	Vertical	Fundamental
<p>Peak</p>	 <p>Site : 03CH12-HY Condition : PEAK_BE_74 3m HORN_9120D_1328 VERTICAL RBW:3000.000KHz VBW:3000.000KHz SWT:Auto Detector : Peak Project : 853105 Mode : 21 Setting : 17</p>	 <p>Site : 03CH12-HY Condition : PEAK_74 3m HORN_9120D_1328 VERTICAL RBW:3000.000KHz VBW:3000.000KHz SWT:Auto Detector : Peak Project : 853105 Mode : 21 Setting : 17</p>
<p>Avg.</p>	 <p>Site : 03CH12-HY Condition : AVG_BE_54 3m HORN_9120D_1328 VERTICAL RBW:3000.000KHz VBW:1.000KHz SWT:Auto Detector : Peak Project : 853105 Mode : 21 Setting : 17</p>	 <p>Site : 03CH12-HY Condition : AVG_54 3m HORN_9120D_1328 VERTICAL RBW:3000.000KHz VBW:1.000KHz SWT:Auto Detector : Peak Project : 853105 Mode : 21 Setting : 17</p>



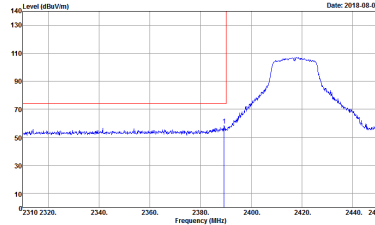
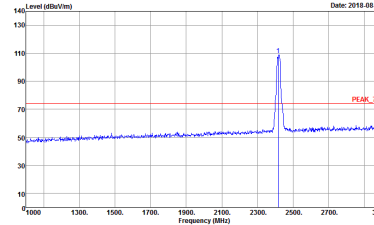
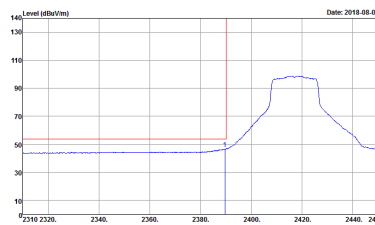
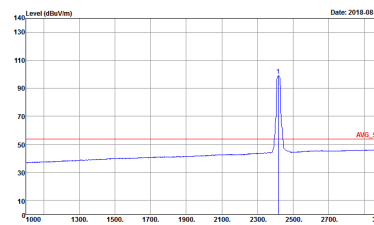
2.4GHz 2400~2483.5MHz
 WIFI 802.11n HT20 (Band Edge @ 3m)

WIFI	2.4GHz 2400~2483.5MHz Band Edge @ 3m	
ANT	802.11n HT20 CH01 2412MHz	
1	Horizontal	Fundamental
Peak	 <p>Site : 03CH12-HY Condition : PEAK_BE_74 3m HORN_9120D_1328 HORIZONTAL Detector : Peak Project : 853105 Mode : 22 Setting : 16</p>	 <p>Site : 03CH12-HY Condition : PEAK_74 3m HORN_9120D_1328 HORIZONTAL Detector : Peak Project : 853105 Mode : 22 Setting : 16</p>
Avg.	 <p>Site : 03CH12-HY Condition : AVG_BE_54 3m HORN_9120D_1328 HORIZONTAL Detector : Peak Project : 853105 Mode : 22 Setting : 16</p>	 <p>Site : 03CH12-HY Condition : AVG_54 3m HORN_9120D_1328 HORIZONTAL Detector : Peak Project : 853105 Mode : 22 Setting : 16</p>



WIFI	2.4GHz 2400~2483.5MHz Band Edge @ 3m	
ANT	802.11n HT20 CH01 2412MHz	
1	Vertical	Fundamental
Peak	 <p>Site : 03CH12-HY Condition : PEAK_BE_74 3m HORN_9120D_1328 VERTICAL RBW:1000.000KHz VBW:3000.000KHz SWT:Auto Detector : Peak Project : 853105 Mode : 22 Setting : 16</p>	 <p>Site : 03CH12-HY Condition : PEAK_F4 3m HORN_9120D_1328 VERTICAL RBW:1000.000KHz VBW:3000.000KHz SWT:Auto Detector : Peak Project : 853105 Mode : 22 Setting : 16</p>
Avg.	 <p>Site : 03CH12-HY Condition : AVG_BE_54 3m HORN_9120D_1328 VERTICAL RBW:1000.000KHz VBW:1.000KHz SWT:Auto Detector : Peak Project : 853105 Mode : 22 Setting : 16</p>	 <p>Site : 03CH12-HY Condition : AVG_F4 3m HORN_9120D_1328 VERTICAL RBW:1000.000KHz VBW:1.000KHz SWT:Auto Detector : Peak Project : 853105 Mode : 22 Setting : 16</p>

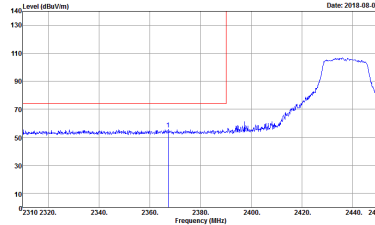
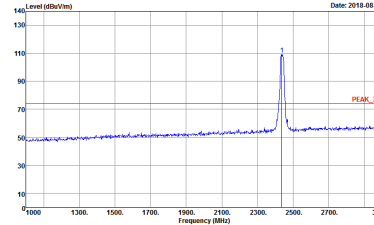
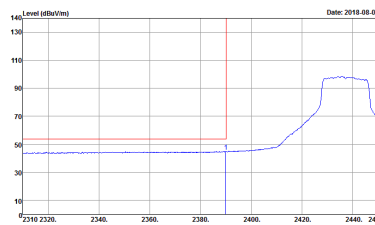
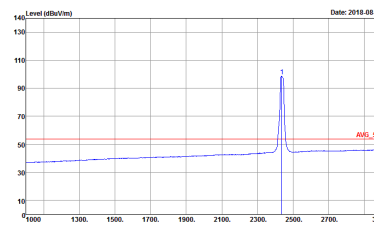


WIFI	2.4GHz 2400~2483.5MHz Band Edge @ 3m	
ANT	802.11n HT20 CH02 2417MHz	
1	Horizontal	Fundamental
Peak	 <p>Site : 03CH12-HY Condition : PEAK_9C_74 3m HORN_9120D_1328 HORIZONTAL Detector : Peak Project : 853105 Mode : 23 Setting : 17</p>	 <p>Site : 03CH12-HY Condition : PEAK_74 3m HORN_9120D_1328 HORIZONTAL Detector : Peak Project : 853105 Mode : 23 Setting : 17</p>
Avg.	 <p>Site : 03CH12-HY Condition : AVG_BE_54 3m HORN_9120D_1328 HORIZONTAL Detector : Peak Project : 853105 Mode : 23 Setting : 17</p>	 <p>Site : 03CH12-HY Condition : AVG_54 3m HORN_9120D_1328 HORIZONTAL Detector : Peak Project : 853105 Mode : 23 Setting : 17</p>



WIFI	2.4GHz 2400~2483.5MHz Band Edge @ 3m	
ANT	802.11n HT20 CH02 2417MHz	
1	Vertical	Fundamental
Peak	<p>Site : 03CH12-HY Condition : PEAK_9C_74 3m HORN_9120D_1328 VERTICAL RBW:3000.000KHz VBW:3000.000KHz SWT:Auto Detector : Peak Project : 853105 Mode : 23 Setting : 17</p>	<p>Site : 03CH12-HY Condition : PEAK_74 3m HORN_9120D_1328 VERTICAL RBW:3000.000KHz VBW:3000.000KHz SWT:Auto Detector : Peak Project : 853105 Mode : 23 Setting : 17</p>
Avg.	<p>Site : 03CH12-HY Condition : AVG_BE_54 3m HORN_9120D_1328 VERTICAL RBW:3000.000KHz VBW:1.000KHz SWT:Auto Detector : Peak Project : 853105 Mode : 23 Setting : 17</p>	<p>Site : 03CH12-HY Condition : AVG_54 3m HORN_9120D_1328 VERTICAL RBW:3000.000KHz VBW:1.000KHz SWT:Auto Detector : Peak Project : 853105 Mode : 23 Setting : 17</p>

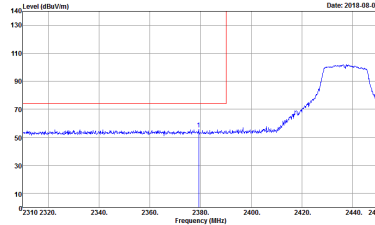
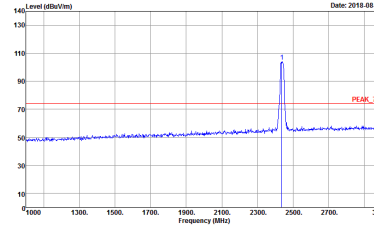
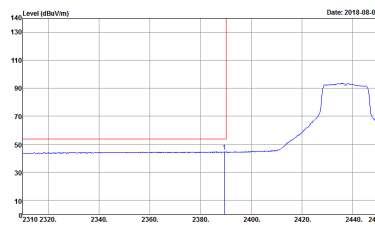
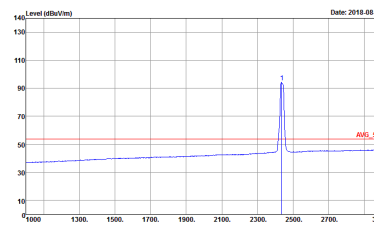


WIFI	2.4GHz 2400~2483.5MHz Band Edge @ 3m	
ANT	802.11n HT20 CH06 2437MHz - L	
1	Horizontal	Fundamental
Peak	 <p>Site : 03CH12-HY Condition : PEAK_9C_74 3m HORN_91200_1328 HORIZONTAL RBW:3000.000KHz VBW:3000.000KHz SWT:Auto Detector : Peak Project : 853105 Mode : 24 Setting : 17</p>	 <p>Site : 03CH12-HY Condition : PEAK_74 3m HORN_91200_1328 HORIZONTAL RBW:3000.000KHz VBW:3000.000KHz SWT:Auto Detector : Peak Project : 853105 Mode : 24 Setting : 17</p>
Avg.	 <p>Site : 03CH12-HY Condition : AVG_BE_54 3m HORN_91200_1328 HORIZONTAL RBW:3000.000KHz VBW:1.000KHz SWT:Auto Detector : Peak Project : 853105 Mode : 24 Setting : 17</p>	 <p>Site : 03CH12-HY Condition : AVG_54 3m HORN_91200_1328 HORIZONTAL RBW:3000.000KHz VBW:1.000KHz SWT:Auto Detector : Peak Project : 853105 Mode : 24 Setting : 17</p>

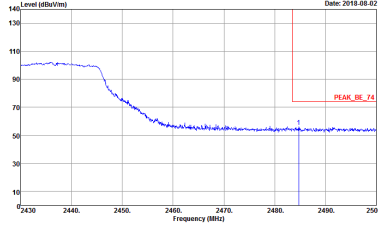
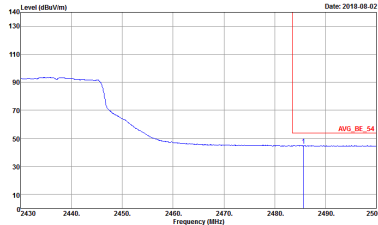


WIFI	2.4GHz 2400~2483.5MHz Band Edge @ 3m	
ANT	802.11n HT20 CH06 2437MHz - R	
1	Horizontal	Fundamental
Peak	<p>Site : 03CH2-HY Condition : PEAK_BE_74 3m HORN_9120D_1328 HORIZONTAL Detector : Peak Project : 853105 Mode : 24 Setting : 17</p>	Left blank
Avg.	<p>Site : 03CH2-HY Condition : AVG_BE_54 3m HORN_9120D_1328 HORIZONTAL Detector : Peak Project : 853105 Mode : 24 Setting : 17</p>	Left blank

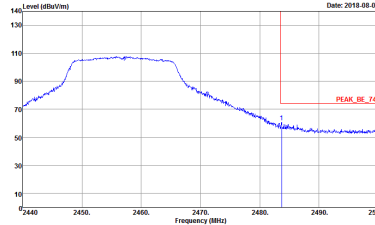
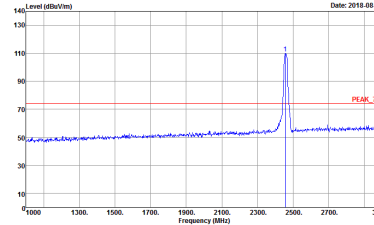
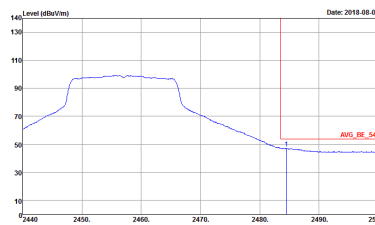
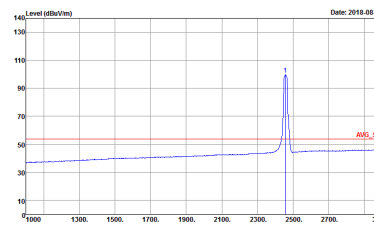


WIFI	2.4GHz 2400~2483.5MHz Band Edge @ 3m	
ANT	802.11n HT20 CH06 2437MHz - L	
1	Vertical	Fundamental
Peak	 <p>Site : 03CH12-HY Condition : PEAK_BE_74 3m HORN_9120D_1328 VERTICAL : RBW:3000.000KHz VBW:3000.000KHz SWT:Auto Detector : Peak Project : 853105 Mode : 24 Setting : 17</p>	 <p>Site : 03CH12-HY Condition : PEAK_F4 3m HORN_9120D_1328 VERTICAL : RBW:3000.000KHz VBW:3000.000KHz SWT:Auto Detector : Peak Project : 853105 Mode : 24 Setting : 17</p>
Avg.	 <p>Site : 03CH12-HY Condition : AVG_BE_54 3m HORN_9120D_1328 VERTICAL : RBW:3000.000KHz VBW:1.000KHz SWT:Auto Detector : Peak Project : 853105 Mode : 24 Setting : 17</p>	 <p>Site : 03CH12-HY Condition : AVG_54 3m HORN_9120D_1328 VERTICAL : RBW:3000.000KHz VBW:1.000KHz SWT:Auto Detector : Peak Project : 853105 Mode : 24 Setting : 17</p>

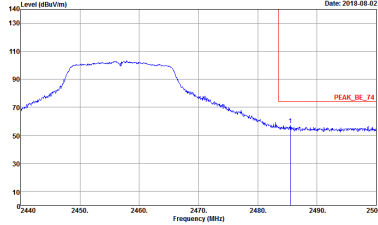
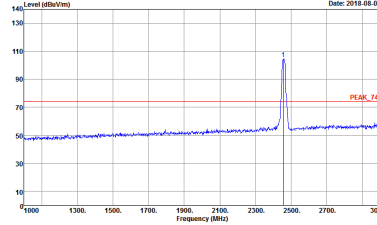
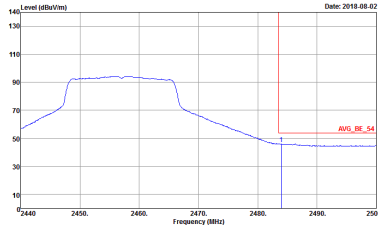
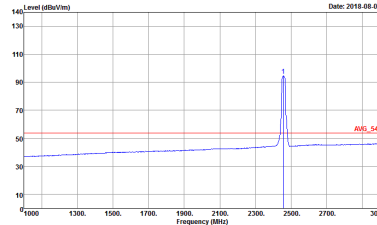


WIFI	2.4GHz 2400~2483.5MHz Band Edge @ 3m	
ANT	802.11n HT20 CH06 2437MHz - R	
1	Vertical	Fundamental
Peak	 <p>Site : 03CH2-HY Condition : PEAK_BE_74 3m HORN_9120D_1328 VERTICAL RBW:10000000Hz VBW:3000.0000Hz SWT:Auto Detector : Peak Project : 853105 Mode : 24 Setting : 17</p>	Left Blank
Avg.	 <p>Site : 03CH2-HY Condition : AVG_BE_54 3m HORN_9120D_1328 VERTICAL RBW:10000000Hz VBW:1.0000Hz SWT:Auto Detector : Peak Project : 853105 Mode : 24 Setting : 17</p>	Left Blank

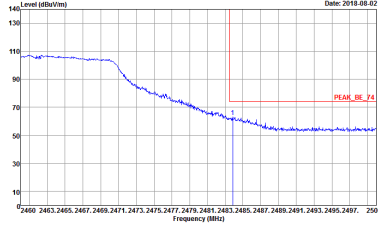
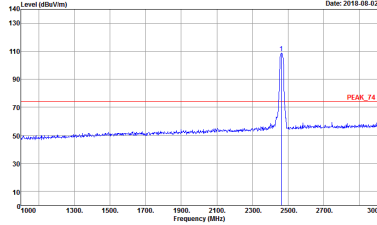
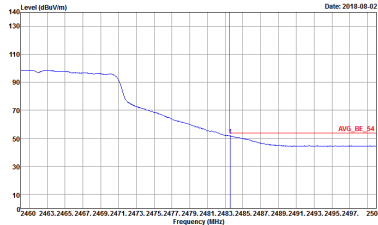
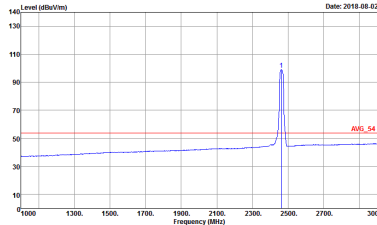


WIFI	2.4GHz 2400~2483.5MHz Band Edge @ 3m	
ANT	802.11n HT20 CH10 2457MHz	
1	Horizontal	Fundamental
<p>Peak</p>	 <p>Site : 03CH12-HY Condition : PEAK_BE_74 3m HORN_9120D_1328 HORIZONTAL RBW:3000.000KHz VBW:3000.000KHz SWT:Auto Detector : Peak Project : 853105 Mode : 25 Setting : 17.5</p>	 <p>Site : 03CH12-HY Condition : PEAK_74 3m HORN_9120D_1328 HORIZONTAL RBW:3000.000KHz VBW:3000.000KHz SWT:Auto Detector : Peak Project : 853105 Mode : 25 Setting : 17.5</p>
<p>Avg.</p>	 <p>Site : 03CH12-HY Condition : AVG_BE_54 3m HORN_9120D_1328 HORIZONTAL RBW:3000.000KHz VBW:1.000KHz SWT:Auto Detector : Peak Project : 853105 Mode : 25 Setting : 17.5</p>	 <p>Site : 03CH12-HY Condition : AVG_54 3m HORN_9120D_1328 HORIZONTAL RBW:3000.000KHz VBW:1.000KHz SWT:Auto Detector : Peak Project : 853105 Mode : 25 Setting : 17.5</p>



WIFI	2.4GHz 2400~2483.5MHz Band Edge @ 3m	
ANT	802.11n HT20 CH10 2457MHz	
1	Vertical	Fundamental
Peak	 <p>Site : 03CH12-11Y Condition : PEAK_BE_74 3m HORN_9120D_1328 VERTICAL RBW:3000.000KHz VBW:3000.000KHz SWT:Auto Detector : Peak Project : 853105 Mode : 25 Setting : 17.5</p>	 <p>Site : 03CH12-11Y Condition : PEAK_F4 3m HORN_9120D_1328 VERTICAL RBW:3000.000KHz VBW:3000.000KHz SWT:Auto Detector : Peak Project : 853105 Mode : 25 Setting : 17.5</p>
Avg.	 <p>Site : 03CH12-11Y Condition : AVG_BE_54 3m HORN_9120D_1328 VERTICAL RBW:3000.000KHz VBW:1.000KHz SWT:Auto Detector : Peak Project : 853105 Mode : 25 Setting : 17.5</p>	 <p>Site : 03CH12-11Y Condition : AVG_54 3m HORN_9120D_1328 VERTICAL RBW:3000.000KHz VBW:1.000KHz SWT:Auto Detector : Peak Project : 853105 Mode : 25 Setting : 17.5</p>



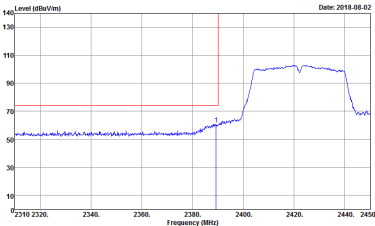
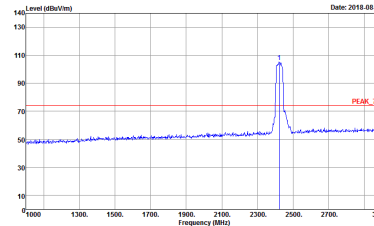
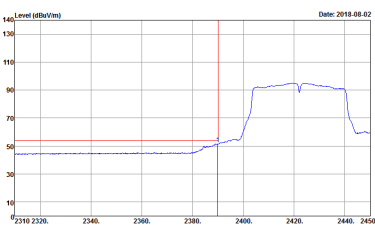
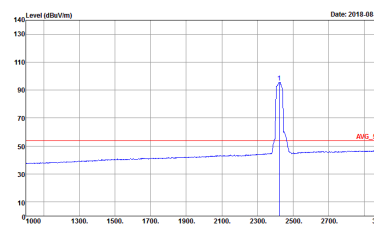
WIFI	2.4GHz 2400~2483.5MHz Band Edge @ 3m	
ANT	802.11n HT20 CH11 2462MHz	
1	Horizontal	Fundamental
<p>Peak</p>	 <p>Site : 03CH12-HY Condition : PEAK_BE_74 3m HORN_9120D_1328 HORIZONTAL RBW:3000.000KHz VBW:3000.000KHz SWT:Auto Detector : Peak Project : 853105 Mode : 26 Setting : 17</p>	 <p>Site : 03CH12-HY Condition : PEAK_74 3m HORN_9120D_1328 HORIZONTAL RBW:3000.000KHz VBW:3000.000KHz SWT:Auto Detector : Peak Project : 853105 Mode : 26 Setting : 17</p>
<p>Avg.</p>	 <p>Site : 03CH12-HY Condition : AVG_BE_54 3m HORN_9120D_1328 HORIZONTAL RBW:1000.000KHz VBW:1.000KHz SWT:Auto Detector : Peak Project : 853105 Mode : 26 Setting : 17</p>	 <p>Site : 03CH12-HY Condition : AVG_54 3m HORN_9120D_1328 HORIZONTAL RBW:1000.000KHz VBW:1.000KHz SWT:Auto Detector : Peak Project : 853105 Mode : 26 Setting : 17</p>



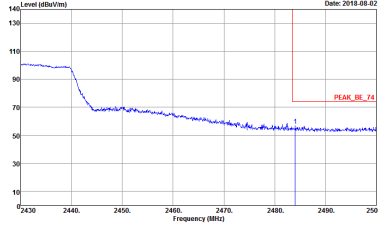
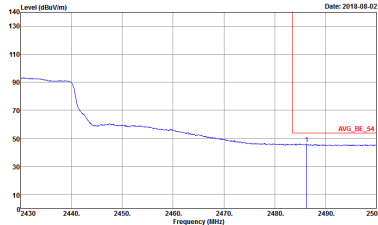
WIFI	2.4GHz 2400~2483.5MHz Fundamental @ 3m	
ANT	802.11n HT20 CH11 2462MHz	
1	Vertical	Fundamental
<p>Peak</p>	<p>Site : 03CH12-HY Condition : PEAK_BE_74 3m HORN_9120D_1328 VERTICAL : RBW:1000.0000kHz VBW:3000.0000kHz SWT:Auto Detector : Peak Project : 853105 Mode : 26 Setting : 17</p>	<p>Site : 03CH12-HY Condition : PEAK_74 3m HORN_9120D_1328 VERTICAL : RBW:1000.0000kHz VBW:3000.0000kHz SWT:Auto Detector : Peak Project : 853105 Mode : 26 Setting : 17</p>
<p>Avg.</p>	<p>Site : 03CH12-HY Condition : AVG_BE_54 3m HORN_9120D_1328 VERTICAL : RBW:1000.0000kHz VBW:1.0000kHz SWT:Auto Detector : Peak Project : 853105 Mode : 26 Setting : 17</p>	<p>Site : 03CH12-HY Condition : AVG_54 3m HORN_9120D_1328 VERTICAL : RBW:1000.0000kHz VBW:1.0000kHz SWT:Auto Detector : Peak Project : 853105 Mode : 26 Setting : 17</p>



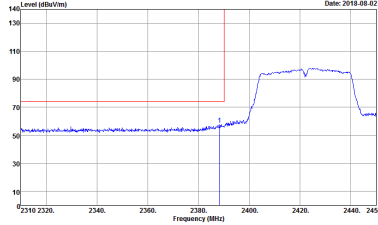
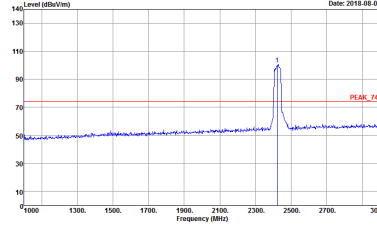
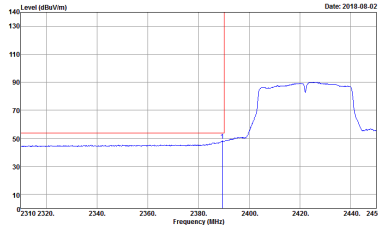
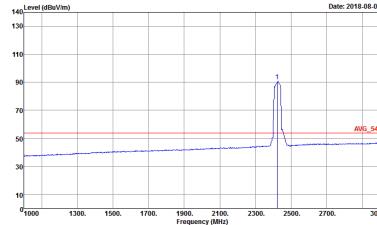
2.4GHz 2400~2483.5MHz
 WIFI 802.11n HT40 (Band Edge @ 3m)

WIFI	2.4GHz 2400~2483.5MHz Band Edge @ 3m	
ANT	802.11n HT40 CH03 2422MHz - L	
1	Horizontal	Fundamental
Peak	 <p>Site : 03CH12-HY Condition : PEAK_BE_74 3m HORN_9120D_1328 HORIZONTAL RBW:1000.000kHz VBW:3000.000kHz SWT:Auto Detector : Peak Project : 853105 Mode : 27 Setting : 15</p>	 <p>Site : 03CH12-HY Condition : PEAK_74 3m HORN_9120D_1328 HORIZONTAL RBW:1000.000kHz VBW:3000.000kHz SWT:Auto Detector : Peak Project : 853105 Mode : 27 Setting : 15</p>
Avg.	 <p>Site : 03CH12-HY Condition : AVG_BE_54 3m HORN_9120D_1328 HORIZONTAL RBW:1000.000kHz VBW:3.000kHz SWT:Auto Detector : Peak Project : 853105 Mode : 27 Setting : 15</p>	 <p>Site : 03CH12-HY Condition : AVG_54 3m HORN_9120D_1328 HORIZONTAL RBW:1000.000kHz VBW:3.000kHz SWT:Auto Detector : Peak Project : 853105 Mode : 27 Setting : 15</p>

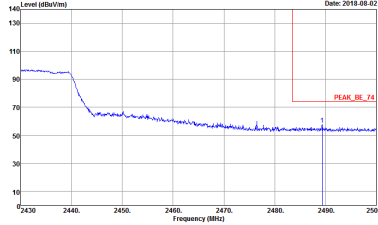
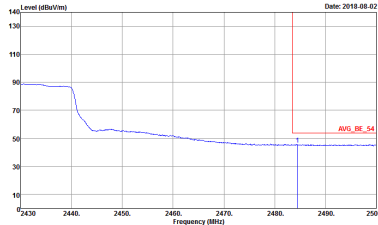


WIFI	2.4GHz 2400~2483.5MHz Band Edge @ 3m	
ANT	802.11n HT40 CH03 2422MHz - R	
1	Horizontal	Fundamental
<p>Peak</p>	 <p>Site : 03CH2-HY Condition : PEAK_BE_74 3m HORN_9120D_1328 HORIZONTAL Detector : Peak Project : 853105 Mode : 27 Setting : 15</p>	<p>Left Blank</p>
<p>Avg.</p>	 <p>Site : 03CH2-HY Condition : AVG_BE_54 3m HORN_9120D_1328 HORIZONTAL Detector : Peak Project : 853105 Mode : 27 Setting : 15</p>	<p>Left Blank</p>

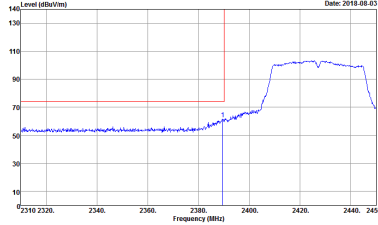
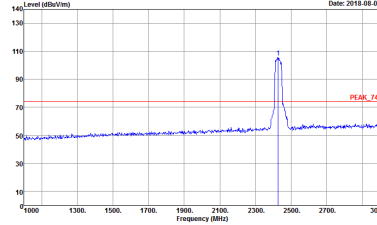
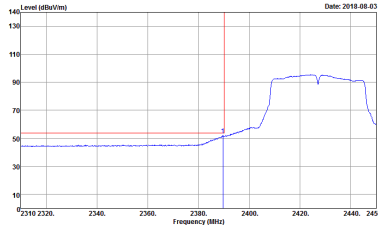
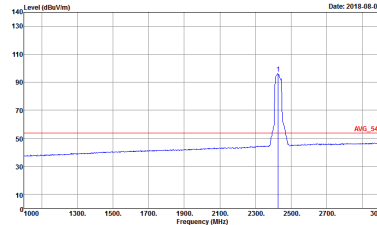


WIFI	2.4GHz 2400~2483.5MHz Band Edge @ 3m	
ANT	802.11n HT40 CH03 2422MHz - L	
1	Vertical	Fundamental
Peak	 <p>Site : 03CH12-11Y Condition : PEAK_9C_74 3m HORN_91200_1328 VERTICAL RBW:3000.000kHz VBW:3000.000kHz SWT:Auto Detector : Peak Project : 853105 Mode : 27 Setting : 15</p>	 <p>Site : 03CH12-11Y Condition : PEAK_74 3m HORN_91200_1328 VERTICAL RBW:3000.000kHz VBW:3000.000kHz SWT:Auto Detector : Peak Project : 853105 Mode : 27 Setting : 15</p>
Avg.	 <p>Site : 03CH12-11Y Condition : AVG_9C_74 3m HORN_91200_1328 VERTICAL RBW:3000.000kHz VBW:3000.000kHz SWT:Auto Detector : Peak Project : 853105 Mode : 27 Setting : 15</p>	 <p>Site : 03CH12-11Y Condition : AVG_54 3m HORN_91200_1328 VERTICAL RBW:3000.000kHz VBW:3000.000kHz SWT:Auto Detector : Peak Project : 853105 Mode : 27 Setting : 15</p>



WIFI	2.4GHz 2400~2483.5MHz Band Edge @ 3m	
ANT	802.11n HT40 CH03 2422MHz - R	
1	Vertical	Fundamental
Peak	 <p>Site : 03CH2-HY Condition : PEAK_BE_74 3m HORN_9120D_1328 VERTICAL RBW:10000000Hz VBW:30000000Hz SWT:Auto Detector : Peak Project : 853105 Mode : 27 Setting : 15</p>	Left blank
Avg.	 <p>Site : 03CH2-HY Condition : AVG_BE_54 3m HORN_9120D_1328 VERTICAL RBW:10000000Hz VBW:30000000Hz SWT:Auto Detector : Peak Project : 853105 Mode : 27 Setting : 15</p>	Left blank

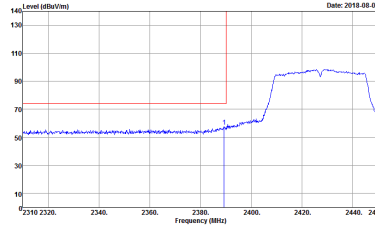
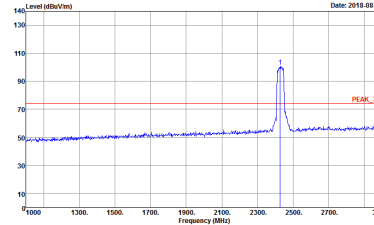
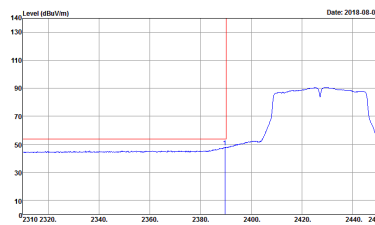
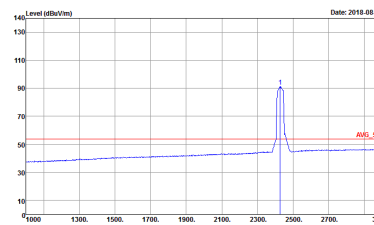


WIFI	2.4GHz 2400~2483.5MHz Band Edge @ 3m	
ANT	802.11n HT40 CH04 2427MHz - L	
1	Horizontal	Fundamental
Peak	 <p>Site : 03CH12-HY Condition : PEAK_9C_74 3m HORN_9120D_1328 HORIZONTAL Detector : Peak Project : 853105 Mode : 28 Setting : 15.5</p>	 <p>Site : 03CH12-HY Condition : PEAK_74 3m HORN_9120D_1328 HORIZONTAL Detector : Peak Project : 853105 Mode : 28 Setting : 15.5</p>
Avg.	 <p>Site : 03CH12-HY Condition : AVG_9C_74 3m HORN_9120D_1328 HORIZONTAL Detector : Peak Project : 853105 Mode : 28 Setting : 15.5</p>	 <p>Site : 03CH12-HY Condition : AVG_74 3m HORN_9120D_1328 HORIZONTAL Detector : Peak Project : 853105 Mode : 28 Setting : 15.5</p>



WIFI	2.4GHz 2400~2483.5MHz Band Edge @ 3m	
ANT	802.11n HT40 CH04 2427MHz - R	
1	Horizontal	Fundamental
Peak	<p>Site : 03CH2-HY Condition : PEAK_BE_74 3m HORN_9120D_1328 HORIZONTAL Detector : Peak Project : 853105 Mode : 28 Setting : 15.5</p>	Left Blank
Avg.	<p>Site : 03CH2-HY Condition : AVG_BE_54 3m HORN_9120D_1328 HORIZONTAL Detector : Peak Project : 853105 Mode : 28 Setting : 15.5</p>	Left Blank

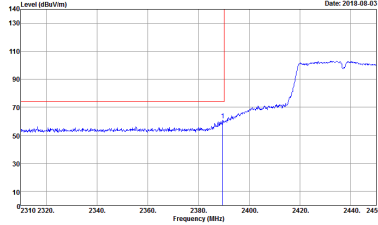
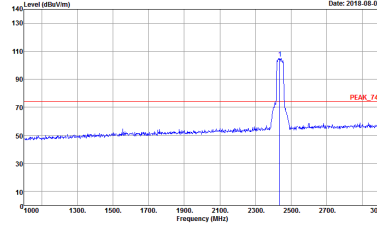
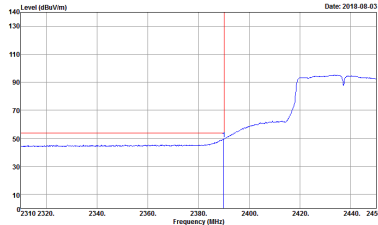
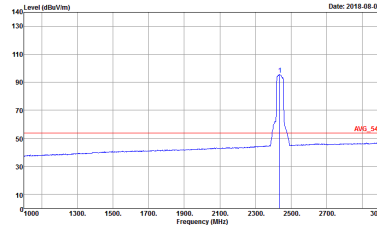


WIFI	2.4GHz 2400~2483.5MHz Band Edge @ 3m	
ANT	802.11n HT40 CH04 2427MHz - L	
1	Vertical	Fundamental
Peak	 <p>Site : 03CH12-HY Condition : PEAK_BE_74 3m HORN_9120D_1328 VERTICAL RBW:3000.000kHz VBW:3000.000kHz SWT:Auto Detector : Peak Project : 853105 Mode : 28 Setting : 15.5</p>	 <p>Site : 03CH12-HY Condition : PEAK_F4 3m HORN_9120D_1328 VERTICAL RBW:3000.000kHz VBW:3000.000kHz SWT:Auto Detector : Peak Project : 853105 Mode : 28 Setting : 15.5</p>
Avg.	 <p>Site : 03CH12-HY Condition : AVG_BE_54 3m HORN_9120D_1328 VERTICAL RBW:3000.000kHz VBW:3.000kHz SWT:Auto Detector : Peak Project : 853105 Mode : 28 Setting : 15.5</p>	 <p>Site : 03CH12-HY Condition : AVG_54 3m HORN_9120D_1328 VERTICAL RBW:3000.000kHz VBW:3.000kHz SWT:Auto Detector : Peak Project : 853105 Mode : 28 Setting : 15.5</p>



WIFI	2.4GHz 2400~2483.5MHz Band Edge @ 3m	
ANT	802.11n HT40 CH04 2427MHz - R	
1	Vertical	Fundamental
Peak	<p>Site : 03CH2-HY Condition : PEAK_BE_74 3m HORN_9120D_1328 VERTICAL Detector : Peak Project : 853105 Mode : 28 Setting : 15.5</p>	Left blank
Avg.	<p>Site : 03CH2-HY Condition : AVG_BE_54 3m HORN_9120D_1328 VERTICAL Detector : Peak Project : 853105 Mode : 28 Setting : 15.5</p>	Left blank

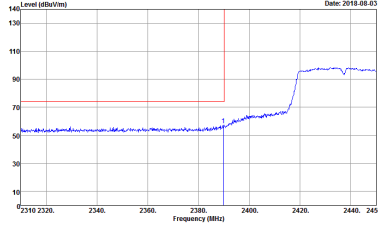
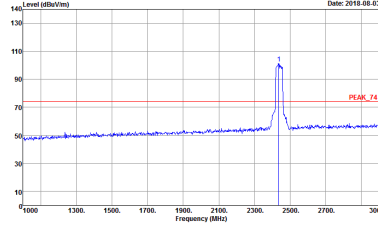
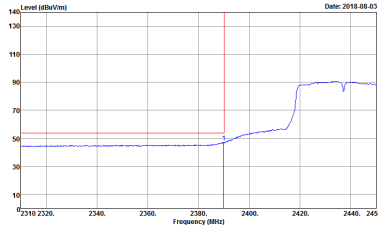
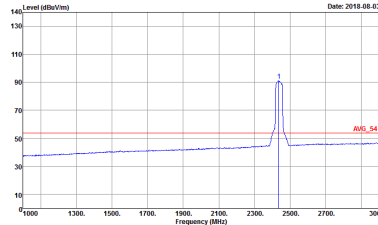


WIFI	2.4GHz 2400~2483.5MHz Band Edge @ 3m	
ANT	802.11n HT40 CH06 2437MHz - L	
1	Horizontal	Fundamental
Peak	 <p>Site : 03CH12-HY Condition : PEAK_9C_74 3m HORN_91200_1328 HORIZONTAL Detector : Peak Project : 853105 Mode : 29 Setting : 15.5</p>	 <p>Site : 03CH12-HY Condition : PEAK_74 3m HORN_91200_1328 HORIZONTAL Detector : Peak Project : 853105 Mode : 29 Setting : 15.5</p>
Avg.	 <p>Site : 03CH12-HY Condition : AVG_9C_74 3m HORN_91200_1328 HORIZONTAL Detector : Peak Project : 853105 Mode : 29 Setting : 15.5</p>	 <p>Site : 03CH12-HY Condition : AVG_74 3m HORN_91200_1328 HORIZONTAL Detector : Peak Project : 853105 Mode : 29 Setting : 15.5</p>

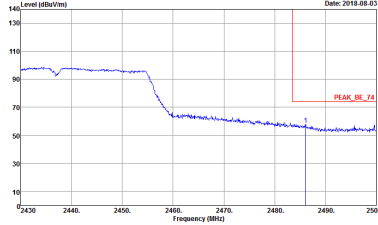
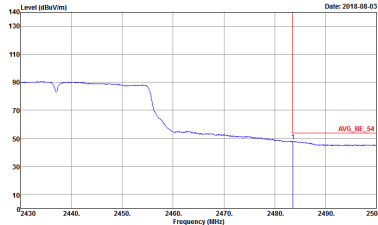


WIFI	2.4GHz 2400~2483.5MHz Band Edge @ 3m	
ANT	802.11n HT40 CH06 2437MHz - R	
1	Horizontal	Fundamental
Peak	<p>Site : 03CH2-HY Condition : PEAK_BE_74 3m HORN_9120D_1328 HORIZONTAL Detector : Peak Project : 853105 Mode : 29 Setting : 15.5</p>	Left blank
Avg.	<p>Site : 03CH2-HY Condition : AVG_BE_54 3m HORN_9120D_1328 HORIZONTAL Detector : Peak Project : 853105 Mode : 29 Setting : 15.5</p>	Left blank

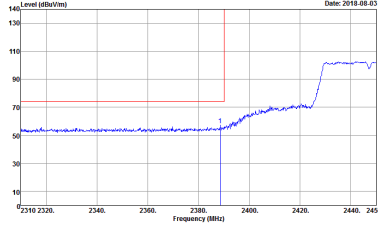
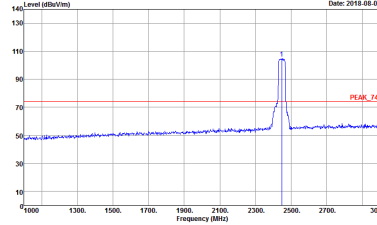
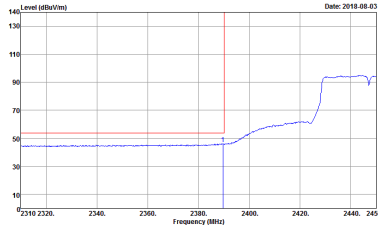
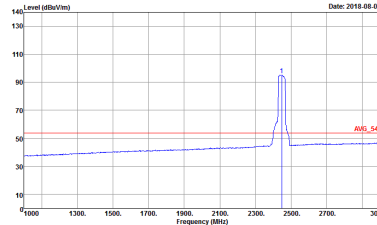


WIFI	2.4GHz 2400~2483.5MHz Band Edge @ 3m	
ANT	802.11n HT40 CH06 2437MHz - L	
1	Vertical	Fundamental
Peak	 <p>Site : 03CH12-11Y Condition : PEAK_9C_74 3m HORN_9120D_1328 VERTICAL RBW:3000.000kHz VBW:3000.000kHz SWT:Auto Detector : Peak Project : 853105 Mode : 29 Setting : 15.5</p>	 <p>Site : 03CH12-11Y Condition : PEAK_74 3m HORN_9120D_1328 VERTICAL RBW:3000.000kHz VBW:3000.000kHz SWT:Auto Detector : Peak Project : 853105 Mode : 29 Setting : 15.5</p>
Avg.	 <p>Site : 03CH12-11Y Condition : AVG_9C_74 3m HORN_9120D_1328 VERTICAL RBW:3000.000kHz VBW:3000.000kHz SWT:Auto Detector : Peak Project : 853105 Mode : 29 Setting : 15.5</p>	 <p>Site : 03CH12-11Y Condition : AVG_54 3m HORN_9120D_1328 VERTICAL RBW:3000.000kHz VBW:3000.000kHz SWT:Auto Detector : Peak Project : 853105 Mode : 29 Setting : 15.5</p>



WIFI	2.4GHz 2400~2483.5MHz Band Edge @ 3m	
ANT	802.11n HT40 CH06 2437MHz - R	
1	Vertical	Fundamental
<p>Peak</p>	 <p>Site : 03CH2-HY Condition : PEAK_BE_74 3m HORN_9120D_1328 VERTICAL Detector : Peak Project : 853105 Mode : 29 Setting : 15.5</p>	<p>Left blank</p>
<p>Avg.</p>	 <p>Site : 03CH2-HY Condition : AVG_BE_54 3m HORN_9120D_1328 VERTICAL Detector : Peak Project : 853105 Mode : 29 Setting : 15.5</p>	<p>Left blank</p>

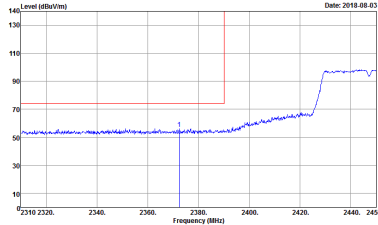
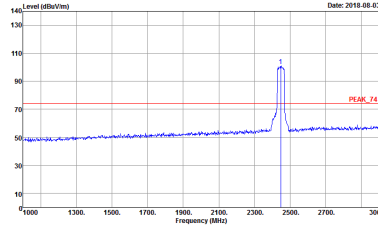
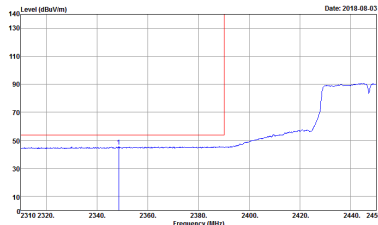
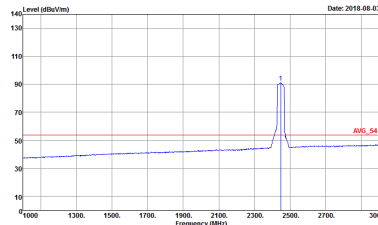


WIFI	2.4GHz 2400~2483.5MHz Band Edge @ 3m	
ANT	802.11n HT40 CH08 2447MHz - L	
1	Horizontal	Fundamental
Peak	 <p>Site : 03CH12-11Y Condition : PEAK_9C_74 3m HORN_91200_1328 HORIZONTAL RBW:3000.000kHz VBW:3000.000kHz SWT:Auto Detector : Peak Project : 853105 Mode : 30 Setting : 15.5</p>	 <p>Site : 03CH12-11Y Condition : PEAK_74 3m HORN_91200_1328 HORIZONTAL RBW:3000.000kHz VBW:3000.000kHz SWT:Auto Detector : Peak Project : 853105 Mode : 30 Setting : 15.5</p>
Avg.	 <p>Site : 03CH12-11Y Condition : AVG_BE_54 3m HORN_91200_1328 HORIZONTAL RBW:3000.000kHz VBW:3.000kHz SWT:Auto Detector : Peak Project : 853105 Mode : 30 Setting : 15.5</p>	 <p>Site : 03CH12-11Y Condition : AVG_54 3m HORN_91200_1328 HORIZONTAL RBW:3000.000kHz VBW:3.000kHz SWT:Auto Detector : Peak Project : 853105 Mode : 30 Setting : 15.5</p>



WIFI	2.4GHz 2400~2483.5MHz Band Edge @ 3m	
ANT	802.11n HT40 CH08 2447MHz - R	
1	Horizontal	Fundamental
Peak	<p>Site : 03CH2-HY Condition : PEAK_BE_74 3m HORN_9120D_1328 HORIZONTAL Detector : Peak Project : 853105 Mode : 30 Setting : 15.5</p>	Left blank
Avg.	<p>Site : 03CH2-HY Condition : AVG_BE_54 3m HORN_9120D_1328 HORIZONTAL Detector : Peak Project : 853105 Mode : 30 Setting : 15.5</p>	Left blank

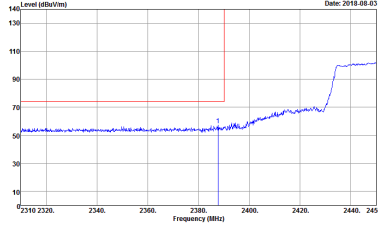
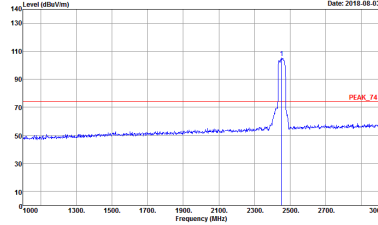
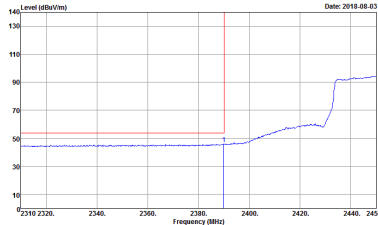
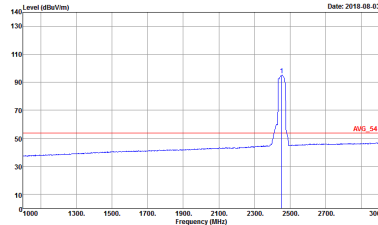


WIFI	2.4GHz 2400~2483.5MHz Band Edge @ 3m	
ANT	802.11n HT40 CH08 2447MHz - L	
1	Vertical	Fundamental
Peak	 <p>Site : 03CH12-HY Condition : PEAK_9C_74 3m HORN_9120D_1328 VERTICAL RBW:3000.000kHz VBW:3000.000kHz SWT:Auto Detector : Peak Project : 853105 Mode : 30 Setting : 15.5</p>	 <p>Site : 03CH12-HY Condition : PEAK_74 3m HORN_9120D_1328 VERTICAL RBW:3000.000kHz VBW:3000.000kHz SWT:Auto Detector : Peak Project : 853105 Mode : 30 Setting : 15.5</p>
Avg.	 <p>Site : 03CH12-HY Condition : AVG_9C_74 3m HORN_9120D_1328 VERTICAL RBW:3000.000kHz VBW:3000.000kHz SWT:Auto Detector : Peak Project : 853105 Mode : 30 Setting : 15.5</p>	 <p>Site : 03CH12-HY Condition : AVG_74 3m HORN_9120D_1328 VERTICAL RBW:3000.000kHz VBW:3000.000kHz SWT:Auto Detector : Peak Project : 853105 Mode : 30 Setting : 15.5</p>

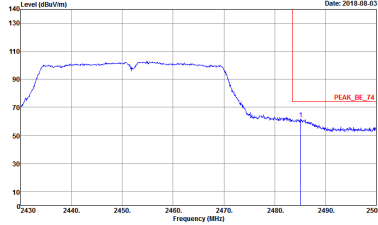
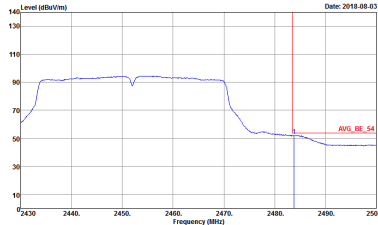


WIFI	2.4GHz 2400~2483.5MHz Band Edge @ 3m	
ANT	802.11n HT40 CH08 2447MHz - R	
1	Vertical	Fundamental
Peak	<p>Site : 03CH2-HY Condition : PEAK_BE_74 3m HORN_9120D_1328 VERTICAL Detector : Peak Project : 853105 Mode : 30 Setting : 15.5</p>	Left blank
Avg.	<p>Site : 03CH2-HY Condition : AVG_BE_54 3m HORN_9120D_1328 VERTICAL Detector : Peak Project : 853105 Mode : 30 Setting : 15.5</p>	Left blank

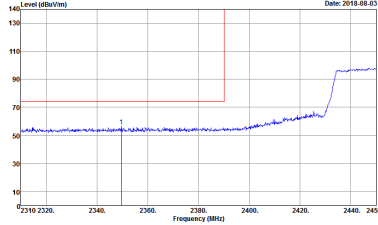
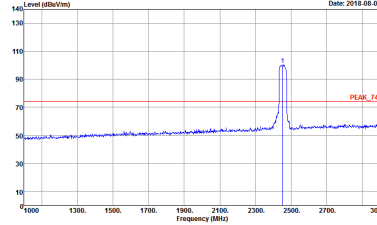
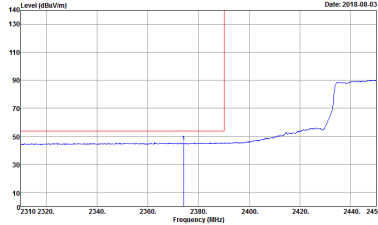
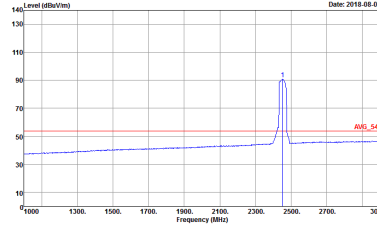


WIFI	2.4GHz 2400~2483.5MHz Band Edge @ 3m	
ANT	802.11n HT40 CH09 2452MHz - L	
1	Horizontal	Fundamental
Peak	 <p>Site : 03CH12-HY Condition : PEAK_9C_74 3m HORN_91200_1328 HORIZONTAL : RBW:3000.000kHz VBW:3000.000kHz SWT:Auto Detector : Peak Project : 853105 Mode : 31 Setting : 15</p>	 <p>Site : 03CH12-HY Condition : PEAK_74 3m HORN_91200_1328 HORIZONTAL : RBW:3000.000kHz VBW:3000.000kHz SWT:Auto Detector : Peak Project : 853105 Mode : 31 Setting : 15</p>
Avg.	 <p>Site : 03CH12-HY Condition : AVG_54 3m HORN_91200_1328 HORIZONTAL : RBW:3000.000kHz VBW:3.000kHz SWT:Auto Detector : Peak Project : 853105 Mode : 31 Setting : 15</p>	 <p>Site : 03CH12-HY Condition : AVG_54 3m HORN_91200_1328 HORIZONTAL : RBW:3000.000kHz VBW:3.000kHz SWT:Auto Detector : Peak Project : 853105 Mode : 31 Setting : 15</p>

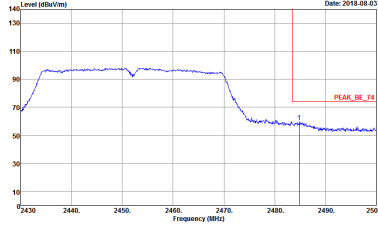
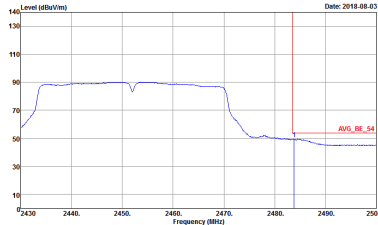


WIFI	2.4GHz 2400~2483.5MHz Band Edge @ 3m	
ANT	802.11n HT40 CH09 2452MHz - R	
1	Horizontal	Fundamental
<p>Peak</p>	 <p>Site : 03CH2-HY Condition : PEAK_BE_74 3m HORN_9120D_1328 HORIZONTAL Detector : Peak Project : 853105 Mode : 31 Setting : 15</p>	<p>Left blank</p>
<p>Avg.</p>	 <p>Site : 03CH2-HY Condition : AVG_BE_54 3m HORN_9120D_1328 HORIZONTAL Detector : Peak Project : 853105 Mode : 31 Setting : 15</p>	<p>Left blank</p>



WIFI	2.4GHz 2400~2483.5MHz Band Edge @ 3m	
ANT	802.11n HT40 CH09 2452MHz - L	
1	Vertical	Fundamental
Peak	 <p>Site : 03CH12-11Y Condition : PEAK_BE_74 3m HORN_9120D_1328 VERTICAL RBW:3000.000kHz VBW:3000.000kHz SWT:Auto Detector : Peak Project : 853105 Mode : 31 Setting : 15</p>	 <p>Site : 03CH12-11Y Condition : PEAK_F4 3m HORN_9120D_1328 VERTICAL RBW:3000.000kHz VBW:3000.000kHz SWT:Auto Detector : Peak Project : 853105 Mode : 31 Setting : 15</p>
Avg.	 <p>Site : 03CH12-11Y Condition : AVG_BE_54 3m HORN_9120D_1328 VERTICAL RBW:3000.000kHz VBW:3.000kHz SWT:Auto Detector : Peak Project : 853105 Mode : 31 Setting : 15</p>	 <p>Site : 03CH12-11Y Condition : AVG_54 3m HORN_9120D_1328 VERTICAL RBW:3000.000kHz VBW:3.000kHz SWT:Auto Detector : Peak Project : 853105 Mode : 31 Setting : 15</p>



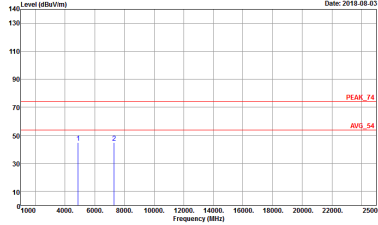
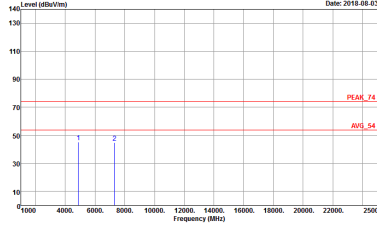
WIFI	2.4GHz 2400~2483.5MHz Band Edge @ 3m	
ANT	802.11n HT40 CH09 2452MHz - R	
1	Vertical	Fundamental
Peak	 <p>Site : 03CH2-HY Condition : PEAK_BE_74 3m HORN_9120D_1328 VERTICAL RBW:3000.000KHz VBW:3000.000KHz SWT:Auto Detector : Peak Project : 853105 Mode : 31 Setting : 15</p>	Left blank
Avg.	 <p>Site : 03CH2-HY Condition : AVG_BE_54 3m HORN_9120D_1328 VERTICAL RBW:3000.000KHz VBW:3000.000KHz SWT:Auto Detector : Peak Project : 853105 Mode : 31 Setting : 15</p>	Left blank



2.4GHz 2400~2483.5MHz
WIFI 802.11b (Harmonic @ 3m)

WIFI	2.4GHz 2400~2483.5MHz Harmonic @ 3m	
ANT	802.11b CH01 2412MHz	
1	Horizontal	Vertical
Peak Avg.	<p>Site : 03CH12-44Y Condition : PEAK_74 3m HORN_91200_1328 HORIZONTAL Detector : Peak Project : 853105 Mode : 12 Setting : 18</p>	<p>Site : 03CH12-44Y Condition : PEAK_74 3m HORN_91200_1328 VERTICAL Detector : Peak Project : 853105 Mode : 12 Setting : 18</p>



WIFI	2.4GHz 2400~2483.5MHz Harmonic @ 3m	
ANT	802.11b CH06 2437MHz	
1	Horizontal	Vertical
<p>Peak</p> <p>Avg.</p>	 <p>Site : 03CH12-11Y Condition : PEAK_74 3m HORN_91200_1328 HORIZONTAL Detector : Peak Project : 853105 Mode : 14 Setting : 18</p>	 <p>Site : 03CH12-11Y Condition : PEAK_74 3m HORN_91200_1328 VERTICAL Detector : Peak Project : 853105 Mode : 14 Setting : 18</p>



WIFI	2.4GHz 2400~2483.5MHz Harmonic @ 3m	
ANT	802.11b CH11 2462MHz	
1	Horizontal	Vertical
Peak Avg.	<p>Site : 03CH12-11Y Condition : PEAK_74 3m HORN_91200_1328 HORIZONTAL Detector : Peak Project : 853105 Mode : 16 Setting : 18.5</p>	<p>Site : 03CH12-11Y Condition : PEAK_74 3m HORN_91200_1328 VERTICAL Detector : Peak Project : 853105 Mode : 16 Setting : 18.5</p>



2.4GHz 2400~2483.5MHz
WIFI 802.11g (Harmonic @ 3m)

Table with 2 columns: Horizontal and Vertical. Each column contains a graph of Level (dBuV/m) vs Frequency (MHz) and associated test parameters like Site, Condition, Detector, Project, Mode, and Setting.



WIFI	2.4GHz 2400~2483.5MHz Harmonic @ 3m	
ANT	802.11g CH06 2437MHz	
1	Horizontal	Vertical
<p>Peak Avg.</p>	<p>Site : 03CH2-11Y Condition : PEAK_74 3m HORN_91200_1328 HORIZONTAL Detector : Peak Project : 853105 Mode : 19 Setting : 17</p>	<p>Site : 03CH2-11Y Condition : PEAK_74 3m HORN_91200_1328 VERTICAL Detector : Peak Project : 853105 Mode : 19 Setting : 17</p>



WIFI	2.4GHz 2400~2483.5MHz Harmonic @ 3m	
ANT	802.11g CH11 2462MHz	
1	Horizontal	Vertical
Peak Avg.	<p>Site : 03CHZ-11Y Condition : PEAK_74 3m HORN_91200_1328 HORIZONTAL Detector : Peak Project : 853105 Mode : 21 Setting : 17</p>	<p>Site : 03CHZ-11Y Condition : PEAK_74 3m HORN_91200_1328 VERTICAL Detector : Peak Project : 853105 Mode : 21 Setting : 17</p>



**2.4GHz 2400~2483.5MHz
WIFI 802.11n HT20 (Harmonic @ 3m)**

WIFI	2.4GHz 2400~2483.5MHz Harmonic @ 3m	
ANT	802.11n HT20 CH01 2412MHz	
1	Horizontal	Vertical
Peak Avg.	<p>Site : 03CH12-44Y Condition : PEAK_74 3m HORN_91200_1328 HORIZONTAL Detector : Peak Project : 853105 Mode : 22 Setting : 16</p>	<p>Site : 03CH12-44Y Condition : PEAK_74 3m HORN_91200_1328 VERTICAL Detector : Peak Project : 853105 Mode : 22 Setting : 16</p>



WIFI	2.4GHz 2400~2483.5MHz Harmonic @ 3m	
ANT	802.11n HT20 CH06 2437MHz	
1	Horizontal	Vertical
Peak Avg.	<p>Site : 03CHZ-11Y Condition : PEAK_74 3m HORN_91200_1328 HORIZONTAL Detector : Peak Project : 853105 Mode : 24 Setting : 17</p>	<p>Site : 03CHZ-11Y Condition : PEAK_74 3m HORN_91200_1328 VERTICAL Detector : Peak Project : 853105 Mode : 24 Setting : 17</p>



WIFI	2.4GHz 2400~2483.5MHz Harmonic @ 3m	
ANT	802.11n HT20 CH11 2462MHz	
1	Horizontal	Vertical
Peak Avg.	<p>Site : 03CHZ-11Y Condition : PEAK_74 3m HORN_91200_1328 HORIZONTAL Detector : Peak Project : 853105 Mode : 20 Setting : 17</p>	<p>Site : 03CHZ-11Y Condition : PEAK_74 3m HORN_91200_1328 VERTICAL Detector : Peak Project : 853105 Mode : 26 Setting : 17</p>



2.4GHz 2400~2483.5MHz
 WIFI 802.11n HT40 (Harmonic @ 3m)

WIFI	2.4GHz 2400~2483.5MHz Harmonic @ 3m	
ANT	802.11n HT40 CH03 2422MHz	
1	Horizontal	Vertical
Peak Avg.	<p>Site : 03CH12-44Y Condition : PEAK_74 3m HORN_91200_1328 HORIZONTAL Detector : Peak Project : 853105 Mode : 2F Setting : 15</p>	<p>Site : 03CH12-44Y Condition : PEAK_74 3m HORN_91200_1328 VERTICAL Detector : Peak Project : 853105 Mode : 2F Setting : 15</p>



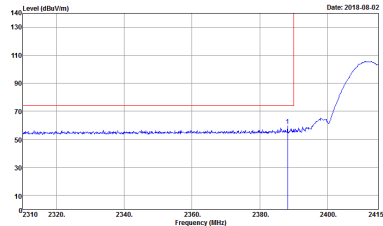
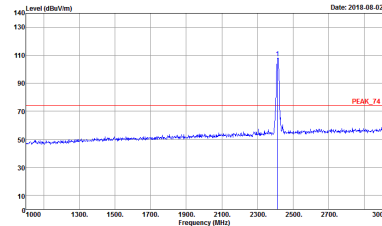
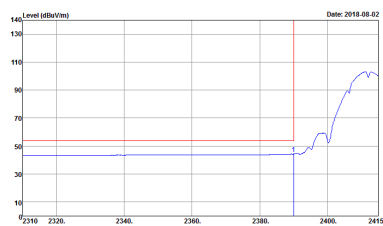
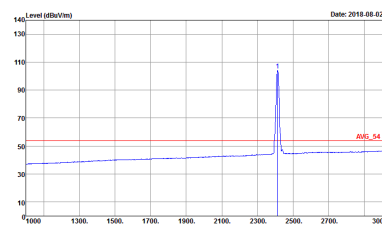
WIFI	2.4GHz 2400~2483.5MHz Harmonic @ 3m	
ANT	802.11n HT40 CH06 2437MHz	
1	Horizontal	Vertical
Peak Avg.	<p>Site : 03CHZ-11Y Condition : PEAK_74 3m HORN_91200_1328 HORIZONTAL Detector : Peak Project : 853105 Mode : 29 Setting : 15.5</p>	<p>Site : 03CHZ-11Y Condition : PEAK_74 3m HORN_91200_1328 VERTICAL Detector : Peak Project : 853105 Mode : 29 Setting : 15.5</p>



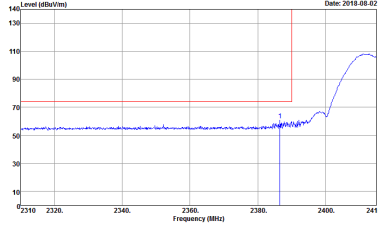
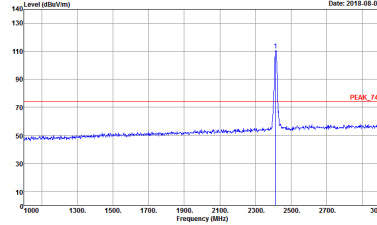
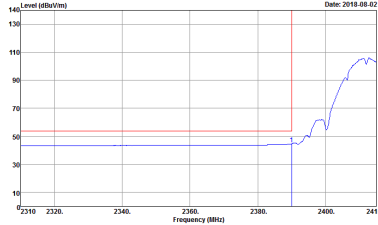
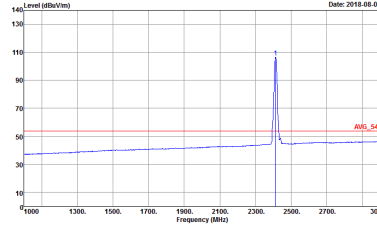
WIFI	2.4GHz 2400~2483.5MHz Harmonic @ 3m	
ANT	802.11n HT40 CH09 2452MHz	
1	Horizontal	Vertical
Peak Avg.	<p>Site : 03CHZ-11Y Condition : PEAK_74 3m HORN_91200_1328 HORIZONTAL Detector : Peak Project : 853105 Mode : 31 Setting : 15</p>	<p>Site : 03CHZ-11Y Condition : PEAK_74 3m HORN_91200_1328 VERTICAL Detector : Peak Project : 853105 Mode : 31 Setting : 15</p>



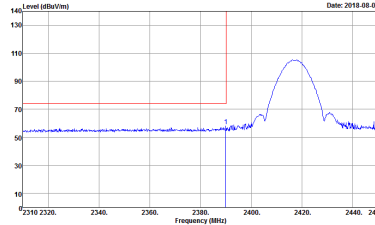
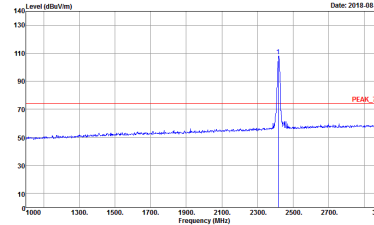
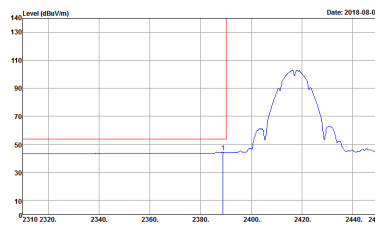
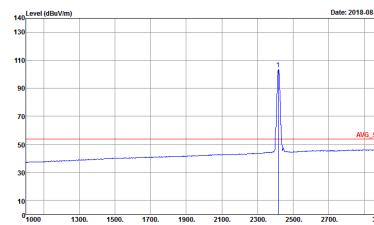
2.4GHz 2400~2483.5MHz
WIFI 802.11b (Band Edge @ 3m)

WIFI	2.4GHz 2400~2483.5MHz Band Edge @ 3m	
ANT	802.11b CH01 2412MHz	
2	Horizontal	Fundamental
Peak	 <p>Site : 03CH12-HY Condition : PEAK_BE_74 3m HORN_9120D_1328 HORIZONTAL Detector : Peak Project : 853105 Mode : 32 Setting : 18.5</p>	 <p>Site : 03CH12-HY Condition : PEAK_FA_3m HORN_9120D_1328 HORIZONTAL Detector : Peak Project : 853105 Mode : 32 Setting : 18.5</p>
Avg.	 <p>Site : 03CH12-HY Condition : AVG_BE_54 3m HORN_9120D_1328 HORIZONTAL Detector : Peak Project : 853105 Mode : 32 Setting : 18.5</p>	 <p>Site : 03CH12-HY Condition : AVG_FA_3m HORN_9120D_1328 HORIZONTAL Detector : Peak Project : 853105 Mode : 32 Setting : 18.5</p>

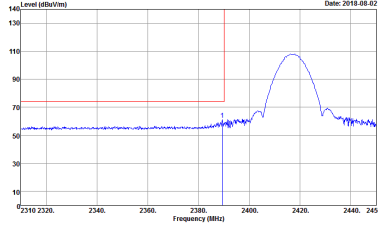
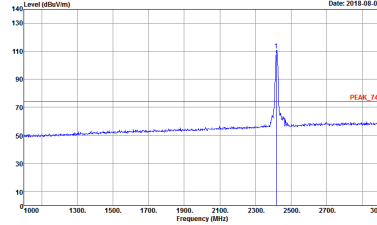
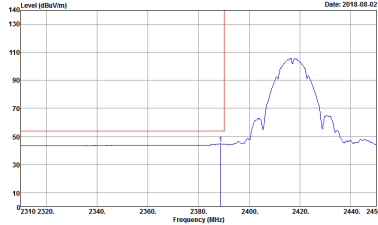
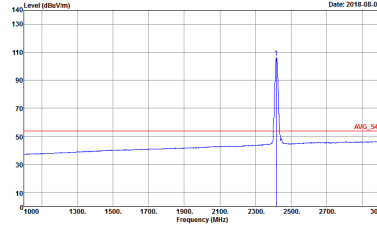


WIFI	2.4GHz 2400~2483.5MHz Band Edge @ 3m	
ANT	802.11b CH01 2412MHz	
2	Vertical	Fundamental
Peak	 <p>Site : 03CH12-HY Condition : PEAK_9C_74 3m HORN_91200_1328 VERTICAL RBW:3000.000kHz VBW:3000.000kHz SWT:Auto Detector : Peak Project : 853105 Mode : 32 Setting : 18.5</p>	 <p>Site : 03CH12-HY Condition : PEAK_74 3m HORN_91200_1328 VERTICAL RBW:3000.000kHz VBW:3000.000kHz SWT:Auto Detector : Peak Project : 853105 Mode : 32 Setting : 18.5</p>
Avg.	 <p>Site : 03CH12-HY Condition : AVG_9C_74 3m HORN_91200_1328 VERTICAL RBW:3000.000kHz VBW:0.010kHz SWT:Auto Detector : Peak Project : 853105 Mode : 32 Setting : 18.5</p>	 <p>Site : 03CH12-HY Condition : AVG_54 3m HORN_91200_1328 VERTICAL RBW:3000.000kHz VBW:0.010kHz SWT:Auto Detector : Peak Project : 853105 Mode : 32 Setting : 18.5</p>

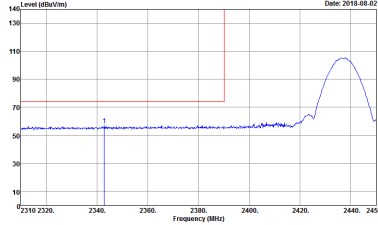
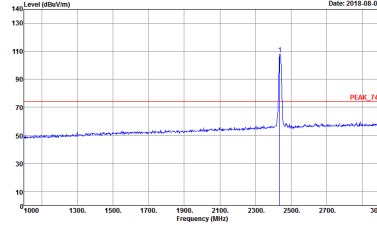
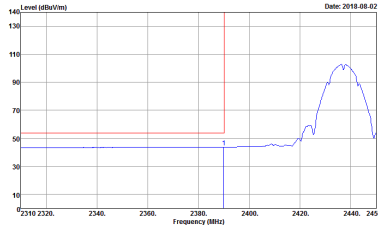
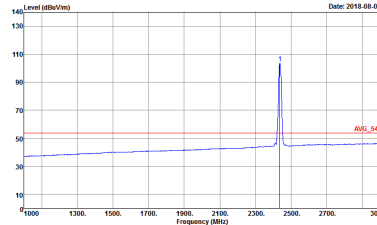


WIFI	2.4GHz 2400~2483.5MHz Band Edge @ 3m	
ANT	802.11b CH02 2417MHz	
2	Horizontal	Fundamental
Peak	 <p>Site : 03CH12-HY Condition : PEAK_9C_74 3m HORN_9120D_1328 HORIZONTAL RBW:3000.000KHz VBW:3000.000KHz SWT:Auto Detector : Peak Project : 853105 Mode : 33 Setting : 18.5</p>	 <p>Site : 03CH12-HY Condition : PEAK_74 3m HORN_9120D_1328 HORIZONTAL RBW:3000.000KHz VBW:3000.000KHz SWT:Auto Detector : Peak Project : 853105 Mode : 33 Setting : 18.5</p>
Avg.	 <p>Site : 03CH12-HY Condition : AVG_BE_54 3m HORN_9120D_1328 HORIZONTAL RBW:3000.000KHz VBW:0.010KHz SWT:Auto Detector : Peak Project : 853105 Mode : 33 Setting : 18.5</p>	 <p>Site : 03CH12-HY Condition : AVG_54 3m HORN_9120D_1328 HORIZONTAL RBW:3000.000KHz VBW:0.010KHz SWT:Auto Detector : Peak Project : 853105 Mode : 33 Setting : 18.5</p>

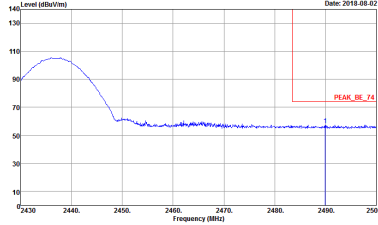
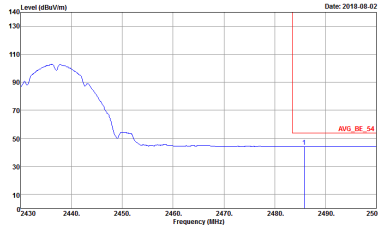


WIFI	2.4GHz 2400~2483.5MHz Band Edge @ 3m	
ANT	802.11b CH02 2417MHz	
2	Vertical	Fundamental
Peak	 <p>Site : 03CH12-HY Condition : PEAK_9C_74 3m HORN_91200_1328 VERTICAL RBW:3000.000kHz VBW:3000.000kHz SWT:Auto Detector : Peak Project : 853105 Mode : 33 Setting : 18.5</p>	 <p>Site : 03CH12-HY Condition : PEAK_74 3m HORN_91200_1328 VERTICAL RBW:3000.000kHz VBW:3000.000kHz SWT:Auto Detector : Peak Project : 853105 Mode : 33 Setting : 18.5</p>
Avg.	 <p>Site : 03CH12-HY Condition : AVG_BE_54 3m HORN_91200_1328 VERTICAL RBW:3000.000kHz VBW:0.010kHz SWT:Auto Detector : Peak Project : 853105 Mode : 33 Setting : 18.5</p>	 <p>Site : 03CH12-HY Condition : AVG_54 3m HORN_91200_1328 VERTICAL RBW:3000.000kHz VBW:0.010kHz SWT:Auto Detector : Peak Project : 853105 Mode : 33 Setting : 18.5</p>

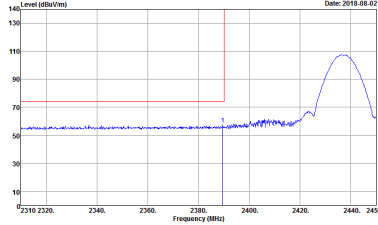
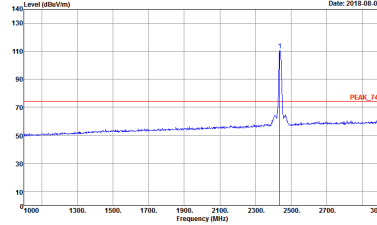
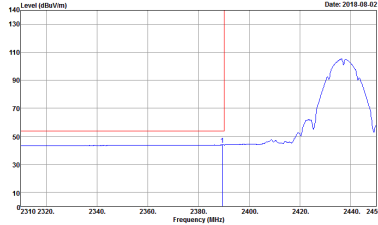
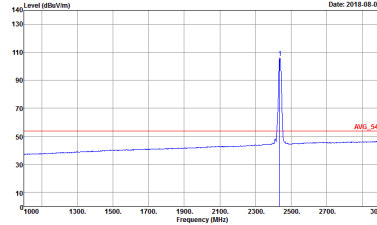


WIFI	2.4GHz 2400~2483.5MHz Band Edge @ 3m	
ANT	802.11b CH06 2437MHz - L	
2	Horizontal	Fundamental
Peak	 <p>Site : 03CH12-11Y Condition : PEAK_9C_74 3m HORN_91200_1328 HORIZONTAL RBW:3000.000kHz VBW:3000.000kHz SWT:Auto Detector : Peak Project : 853105 Mode : 34 Setting : 18</p>	 <p>Site : 03CH12-11Y Condition : PEAK_74 3m HORN_91200_1328 HORIZONTAL RBW:3000.000kHz VBW:3000.000kHz SWT:Auto Detector : Peak Project : 853105 Mode : 34 Setting : 18</p>
Avg.	 <p>Site : 03CH12-11Y Condition : AVG_BE_54 3m HORN_91200_1328 HORIZONTAL RBW:3000.000kHz VBW:0.010kHz SWT:Auto Detector : Peak Project : 853105 Mode : 34 Setting : 18</p>	 <p>Site : 03CH12-11Y Condition : AVG_54 3m HORN_91200_1328 HORIZONTAL RBW:3000.000kHz VBW:0.010kHz SWT:Auto Detector : Peak Project : 853105 Mode : 34 Setting : 18</p>

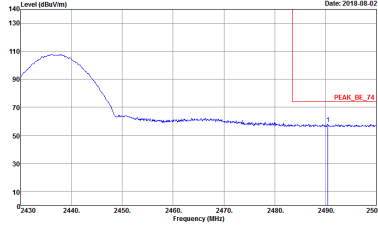
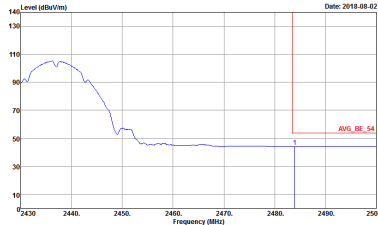


WIFI	2.4GHz 2400~2483.5MHz Band Edge @ 3m	
ANT	802.11b CH06 2437MHz - R	
2	Horizontal	Fundamental
<p>Peak</p>	 <p>Site : 03CH2-HY Condition : PEAK_BE_74 3m HORN_9120D_1328 HORIZONTAL Detector : Peak Project : 853105 Mode : 34 Setting : 18</p>	<p>Left blank</p>
<p>Avg.</p>	 <p>Site : 03CH2-HY Condition : AVG_BE_54 3m HORN_9120D_1328 HORIZONTAL Detector : Peak Project : 853105 Mode : 34 Setting : 18</p>	<p>Left blank</p>

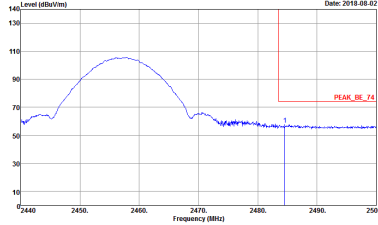
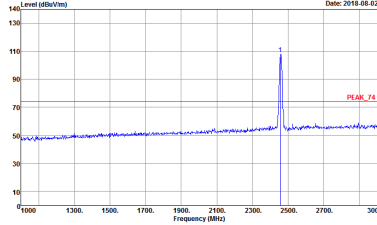
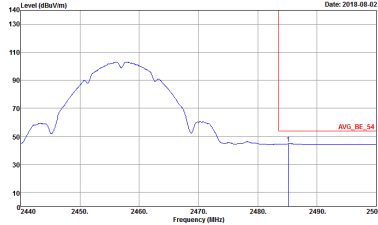
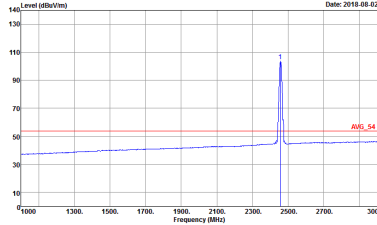


WIFI	2.4GHz 2400~2483.5MHz Band Edge @ 3m	
ANT	802.11b CH06 2437MHz - L	
2	Vertical	Fundamental
Peak	 <p>Site : 03CH12-HY Condition : PEAK_BE_74 3m HORN_91200_1328 VERTICAL RBW:3000.000kHz VBW:3000.000kHz SWT:Auto Detector : Peak Project : 853105 Mode : 34 Setting : 18</p>	 <p>Site : 03CH12-HY Condition : PEAK_F4 3m HORN_91200_1328 VERTICAL RBW:3000.000kHz VBW:3000.000kHz SWT:Auto Detector : Peak Project : 853105 Mode : 34 Setting : 18</p>
Avg.	 <p>Site : 03CH12-HY Condition : AVG_BE_54 3m HORN_91200_1328 VERTICAL RBW:3000.000kHz VBW:0.010kHz SWT:Auto Detector : Peak Project : 853105 Mode : 34 Setting : 18</p>	 <p>Site : 03CH12-HY Condition : AVG_F4 3m HORN_91200_1328 VERTICAL RBW:3000.000kHz VBW:0.010kHz SWT:Auto Detector : Peak Project : 853105 Mode : 34 Setting : 18</p>

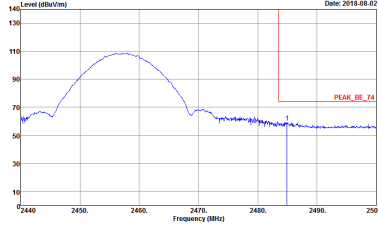
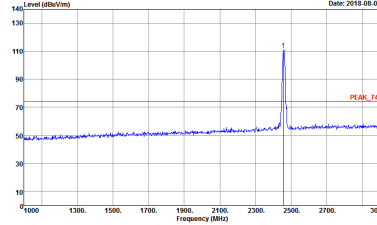
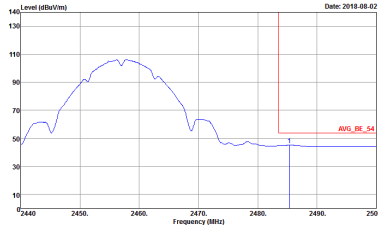
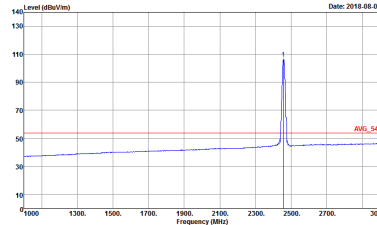


WIFI	2.4GHz 2400~2483.5MHz Band Edge @ 3m	
ANT	802.11b CH06 2437MHz - R	
2	Vertical	Fundamental
<p>Peak</p>	 <p>Site : 03CH2-HY Condition : PEAK_BE_74 3m HORN_9120D_1328 VERTICAL RBW:10000000Hz VBW:3000.0000Hz SWT:Auto Detector : Peak Project : 853105 Mode : 34 Setting : 18</p>	<p>Left blank</p>
<p>Avg.</p>	 <p>Site : 03CH2-HY Condition : AVG_BE_54 3m HORN_9120D_1328 VERTICAL RBW:10000000Hz VBW:10.0000Hz SWT:Auto Detector : Peak Project : 853105 Mode : 34 Setting : 18</p>	<p>Left blank</p>

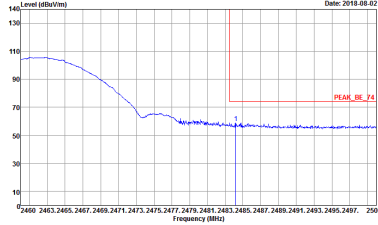
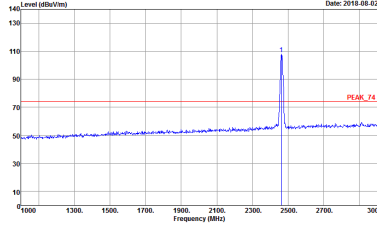
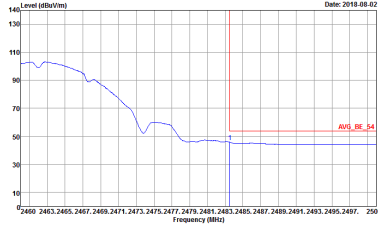
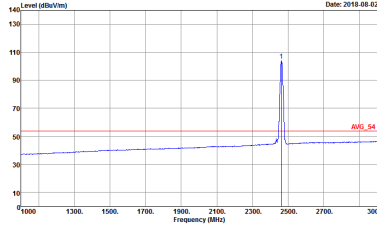


WIFI	2.4GHz 2400~2483.5MHz Band Edge @ 3m	
ANT	802.11b CH10 2457MHz	
2	Horizontal	Fundamental
Peak	 <p>Site : 03CH12-HY Condition : PEAK_BE_74 3m HORN_9120D_1328 HORIZONTAL RBW:3000.000KHz VBW:3000.000KHz SWT:Auto Detector : Peak Project : 853105 Mode : 35 Setting : 18.5</p>	 <p>Site : 03CH12-HY Condition : PEAK_74 3m HORN_9120D_1328 HORIZONTAL RBW:3000.000KHz VBW:3000.000KHz SWT:Auto Detector : Peak Project : 853105 Mode : 35 Setting : 18.5</p>
Avg.	 <p>Site : 03CH12-HY Condition : AVG_BE_54 3m HORN_9120D_1328 HORIZONTAL RBW:3000.000KHz VBW:0.010KHz SWT:Auto Detector : Peak Project : 853105 Mode : 35 Setting : 18.5</p>	 <p>Site : 03CH12-HY Condition : AVG_54 3m HORN_9120D_1328 HORIZONTAL RBW:3000.000KHz VBW:0.010KHz SWT:Auto Detector : Peak Project : 853105 Mode : 35 Setting : 18.5</p>

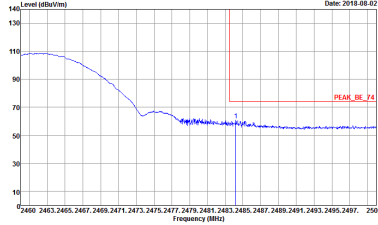
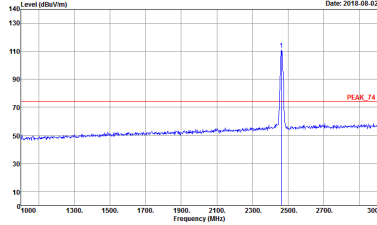
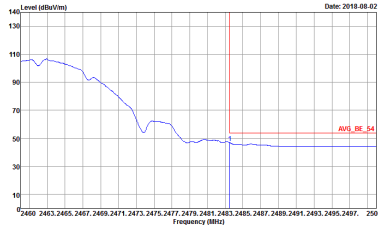
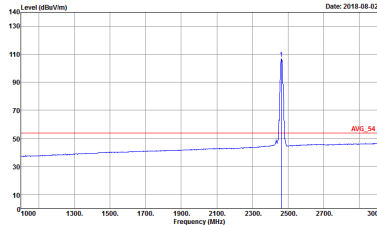


WIFI	2.4GHz 2400~2483.5MHz Band Edge @ 3m	
ANT	802.11b CH10 2457MHz	
2	Vertical	Fundamental
Peak	 <p>Site : 03CH12-HY Condition : PEAK_BE_74 3m HORN_9120D_1328 VERTICAL RBW:3000.000KHz VBW:3000.000KHz SWT:Auto Detector : Peak Project : 853105 Mode : 35 Setting : 18.5</p>	 <p>Site : 03CH12-HY Condition : PEAK_F4 3m HORN_9120D_1328 VERTICAL RBW:3000.000KHz VBW:3000.000KHz SWT:Auto Detector : Peak Project : 853105 Mode : 35 Setting : 18.5</p>
Avg.	 <p>Site : 03CH12-HY Condition : AVG_BE_54 3m HORN_9120D_1328 VERTICAL RBW:3000.000KHz VBW:0.010KHz SWT:Auto Detector : Peak Project : 853105 Mode : 35 Setting : 18.5</p>	 <p>Site : 03CH12-HY Condition : AVG_54 3m HORN_9120D_1328 VERTICAL RBW:3000.000KHz VBW:0.010KHz SWT:Auto Detector : Peak Project : 853105 Mode : 35 Setting : 18.5</p>



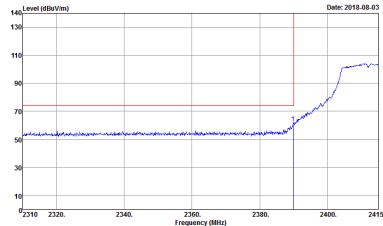
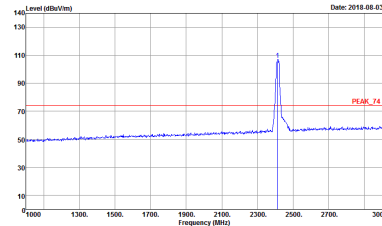
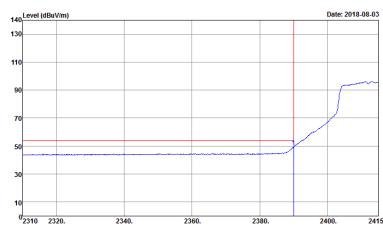
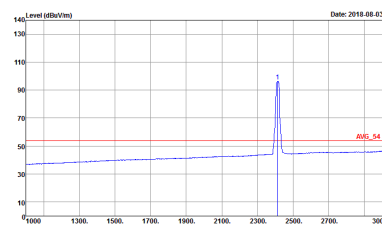
WIFI	2.4GHz 2400~2483.5MHz Band Edge @ 3m	
ANT	802.11b CH11 2462MHz	
2	Horizontal	Fundamental
<p>Peak</p>	 <p>Site : 03CH12-HY Condition : PEAK_BE_74 3m HORN_9120D_1328 HORIZONTAL RBW:3000.000KHz VBW:3000.000KHz SWT:Auto Detector : Peak Project : 853105 Mode : 36 Setting : 18.5</p>	 <p>Site : 03CH12-HY Condition : PEAK_F4 3m HORN_9120D_1328 HORIZONTAL RBW:3000.000KHz VBW:3000.000KHz SWT:Auto Detector : Peak Project : 853105 Mode : 36 Setting : 18.5</p>
<p>Avg.</p>	 <p>Site : 03CH12-HY Condition : AVG_BE_54 3m HORN_9120D_1328 HORIZONTAL RBW:3000.000KHz VBW:0.010KHz SWT:Auto Detector : Peak Project : 853105 Mode : 36 Setting : 18.5</p>	 <p>Site : 03CH12-HY Condition : AVG_F4 3m HORN_9120D_1328 HORIZONTAL RBW:3000.000KHz VBW:0.010KHz SWT:Auto Detector : Peak Project : 853105 Mode : 36 Setting : 18.5</p>



WIFI	2.4GHz 2400~2483.5MHz Band Edge @ 3m	
ANT	802.11b CH11 2462MHz	
2	Vertical	Fundamental
Peak	 <p>Site : 03CH12-HY Condition : PEAK_BE_74 3m HORN_9120D_1328 VERTICAL RBW:3000.000kHz VBW:3000.000kHz SWT:Auto Detector : Peak Project : 853105 Mode : 36 Setting : 18.5</p>	 <p>Site : 03CH12-HY Condition : PEAK_F4 3m HORN_9120D_1328 VERTICAL RBW:3000.000kHz VBW:3000.000kHz SWT:Auto Detector : Peak Project : 853105 Mode : 36 Setting : 18.5</p>
Avg.	 <p>Site : 03CH12-HY Condition : AVG_BE_54 3m HORN_9120D_1328 VERTICAL RBW:3000.000kHz VBW:0.010kHz SWT:Auto Detector : Peak Project : 853105 Mode : 36 Setting : 18.5</p>	 <p>Site : 03CH12-HY Condition : AVG_F4 3m HORN_9120D_1328 VERTICAL RBW:3000.000kHz VBW:0.010kHz SWT:Auto Detector : Peak Project : 853105 Mode : 36 Setting : 18.5</p>



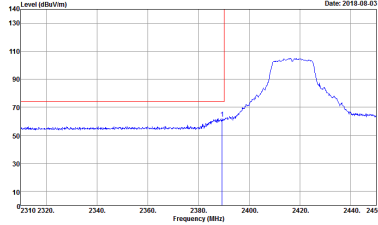
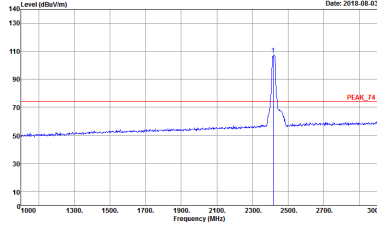
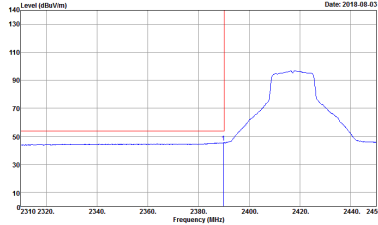
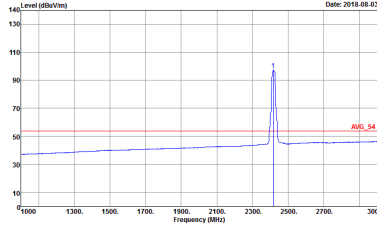
2.4GHz 2400~2483.5MHz
WIFI 802.11g (Band Edge @ 3m)

WIFI	2.4GHz 2400~2483.5MHz Band Edge @ 3m	
ANT	802.11g CH01 2412MHz	
2	Horizontal	Fundamental
Peak	 <p>Site : 03CH12-HY Condition : PEAK_BE_74 3m HORN_9120D_1328 HORIZONTAL Detector : Peak Project : 853105 Mode : 37 Setting : 17</p>	 <p>Site : 03CH12-HY Condition : PEAK_74 3m HORN_9120D_1328 HORIZONTAL Detector : Peak Project : 853105 Mode : 37 Setting : 17</p>
Avg.	 <p>Site : 03CH12-HY Condition : AVG_BE_54 3m HORN_9120D_1328 HORIZONTAL Detector : Peak Project : 853105 Mode : 37 Setting : 17</p>	 <p>Site : 03CH12-HY Condition : AVG_54 3m HORN_9120D_1328 HORIZONTAL Detector : Peak Project : 853105 Mode : 37 Setting : 17</p>

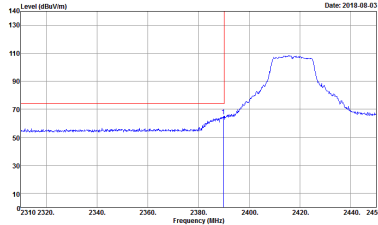
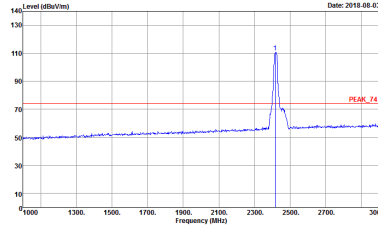
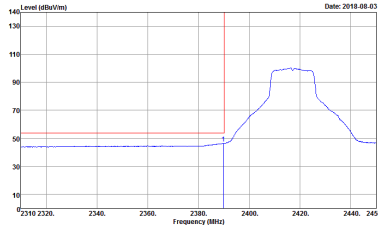
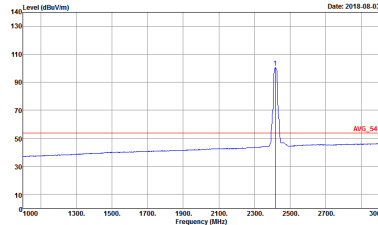


WIFI	2.4GHz 2400~2483.5MHz Band Edge @ 3m	
ANT	802.11g CH01 2412MHz	
2	Vertical	Fundamental
Peak	<p>Site : 03CH12-11Y Condition : PEAK_BE_74 3m HORN_9120D_1328 VERTICAL RBW:1000.0000kHz VBW:3000.0000kHz SWT:Auto Detector : Peak Project : 853105 Mode : 37 Setting : 17</p>	<p>Site : 03CH12-11Y Condition : PEAK_74 3m HORN_9120D_1328 VERTICAL RBW:1000.0000kHz VBW:3000.0000kHz SWT:Auto Detector : Peak Project : 853105 Mode : 37 Setting : 17</p>
Avg.	<p>Site : 03CH12-11Y Condition : AVG_BE_54 3m HORN_9120D_1328 VERTICAL RBW:1000.0000kHz VBW:1.0000kHz SWT:Auto Detector : Peak Project : 853105 Mode : 37 Setting : 17</p>	<p>Site : 03CH12-11Y Condition : AVG_54 3m HORN_9120D_1328 VERTICAL RBW:1000.0000kHz VBW:1.0000kHz SWT:Auto Detector : Peak Project : 853105 Mode : 37 Setting : 17</p>

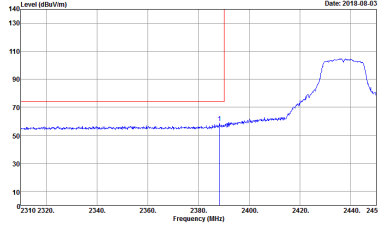
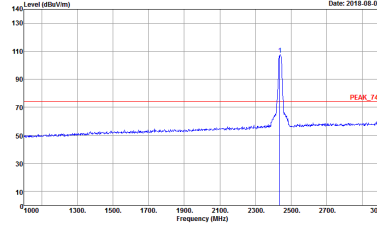
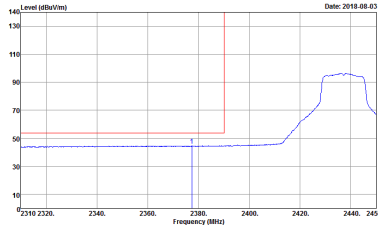
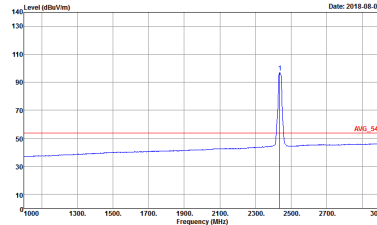


WIFI	2.4GHz 2400~2483.5MHz Band Edge @ 3m	
ANT	802.11g CH02 2417MHz	
2	Horizontal	Fundamental
<p>Peak</p>	 <p>Site : 03CH12-HY Condition : PEAK_9C_74 3m HORN_9120D_1328 HORIZONTAL Detector : Peak Project : 853105 Mode : 38 Setting : 17.5</p>	 <p>Site : 03CH12-HY Condition : PEAK_74 3m HORN_9120D_1328 HORIZONTAL Detector : Peak Project : 853105 Mode : 38 Setting : 17.5</p>
<p>Avg.</p>	 <p>Site : 03CH12-HY Condition : AVG_BE_54 3m HORN_9120D_1328 HORIZONTAL Detector : Peak Project : 853105 Mode : 38 Setting : 17.5</p>	 <p>Site : 03CH12-HY Condition : AVG_54 3m HORN_9120D_1328 HORIZONTAL Detector : Peak Project : 853105 Mode : 38 Setting : 17.5</p>

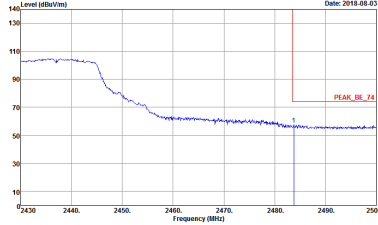
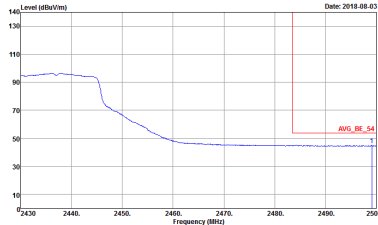


WIFI	2.4GHz 2400~2483.5MHz Band Edge @ 3m	
ANT	802.11g CH02 2417MHz	
2	Vertical	Fundamental
Peak	 <p>Site : 03CH12-HY Condition : PEAK_9C_74 3m HORN_9120D_1328 VERTICAL RBW:3000.000kHz VBW:3000.000kHz SWT:Auto Detector : Peak Project : 853105 Mode : 38 Setting : 17.5</p>	 <p>Site : 03CH12-HY Condition : PEAK_74 3m HORN_9120D_1328 VERTICAL RBW:3000.000kHz VBW:3000.000kHz SWT:Auto Detector : Peak Project : 853105 Mode : 38 Setting : 17.5</p>
Avg.	 <p>Site : 03CH12-HY Condition : AVG_BE_54 3m HORN_9120D_1328 VERTICAL RBW:3000.000kHz VBW:1.000kHz SWT:Auto Detector : Peak Project : 853105 Mode : 38 Setting : 17.5</p>	 <p>Site : 03CH12-HY Condition : AVG_54 3m HORN_9120D_1328 VERTICAL RBW:3000.000kHz VBW:1.000kHz SWT:Auto Detector : Peak Project : 853105 Mode : 38 Setting : 17.5</p>

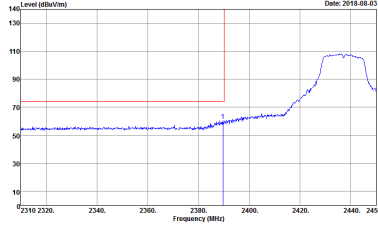
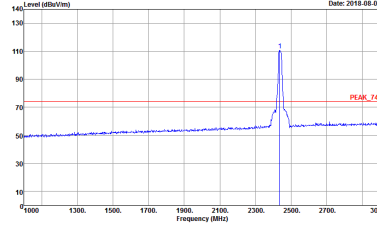
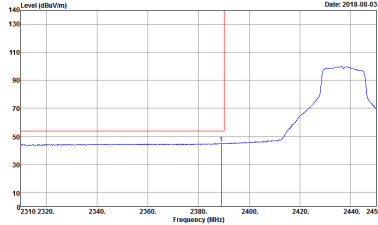
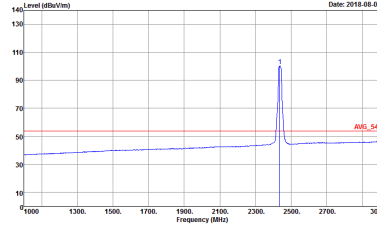


WIFI	2.4GHz 2400~2483.5MHz Band Edge @ 3m	
ANT	802.11g CH06 2437MHz - L	
2	Horizontal	Fundamental
Peak	 <p>Site : 03CH12-HY Condition : PEAK_9C_74 3m HORN_91200_1328 HORIZONTAL RBW:3000.000KHz VBW:3000.000KHz SWT:Auto Detector : Peak Project : 853105 Mode : 39 Setting : 17</p>	 <p>Site : 03CH12-HY Condition : PEAK_74 3m HORN_91200_1328 HORIZONTAL RBW:3000.000KHz VBW:3000.000KHz SWT:Auto Detector : Peak Project : 853105 Mode : 39 Setting : 17</p>
Avg.	 <p>Site : 03CH12-HY Condition : AVG_BE_54 3m HORN_91200_1328 HORIZONTAL RBW:3000.000KHz VBW:1.000KHz SWT:Auto Detector : Peak Project : 853105 Mode : 39 Setting : 17</p>	 <p>Site : 03CH12-HY Condition : AVG_54 3m HORN_91200_1328 HORIZONTAL RBW:3000.000KHz VBW:1.000KHz SWT:Auto Detector : Peak Project : 853105 Mode : 39 Setting : 17</p>



WIFI	2.4GHz 2400~2483.5MHz Band Edge @ 3m	
ANT	802.11g CH06 2437MHz - R	
2	Horizontal	Fundamental
<p>Peak</p>	 <p>Site : 03CH2-HY Condition : PEAK_BE_74 3m HORN_9120D_1328 HORIZONTAL Detector : Peak Project : 853105 Mode : 39 Setting : 17</p>	<p>Left blank</p>
<p>Avg.</p>	 <p>Site : 03CH2-HY Condition : AVG_BE_54 3m HORN_9120D_1328 HORIZONTAL Detector : Peak Project : 853105 Mode : 39 Setting : 17</p>	<p>Left blank</p>

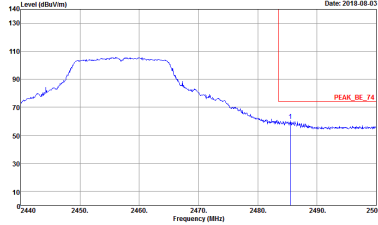
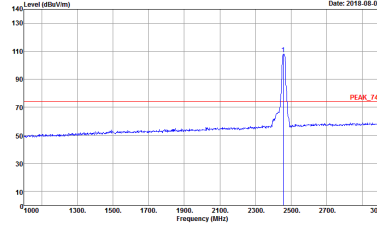
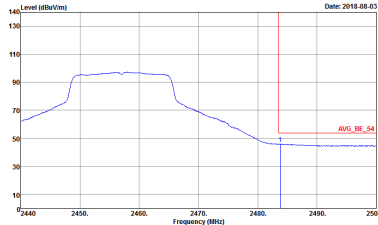
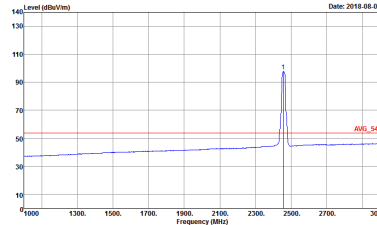


WIFI	2.4GHz 2400~2483.5MHz Band Edge @ 3m	
ANT	802.11g CH06 2437MHz - L	
2	Vertical	Fundamental
Peak	 <p>Site : 03CH12-HY Condition : PEAK_9C_74 3m HORN_9120D_1328 VERTICAL RBW:3000.000kHz VBW:3000.000kHz SWT:Auto Detector : Peak Project : 853105 Mode : 39 Setting : 17</p>	 <p>Site : 03CH12-HY Condition : PEAK_74 3m HORN_9120D_1328 VERTICAL RBW:3000.000kHz VBW:3000.000kHz SWT:Auto Detector : Peak Project : 853105 Mode : 39 Setting : 17</p>
Avg.	 <p>Site : 03CH12-HY Condition : AVG_BE_54 3m HORN_9120D_1328 VERTICAL RBW:3000.000kHz VBW:1.000kHz SWT:Auto Detector : Peak Project : 853105 Mode : 39 Setting : 17</p>	 <p>Site : 03CH12-HY Condition : AVG_54 3m HORN_9120D_1328 VERTICAL RBW:3000.000kHz VBW:1.000kHz SWT:Auto Detector : Peak Project : 853105 Mode : 39 Setting : 17</p>

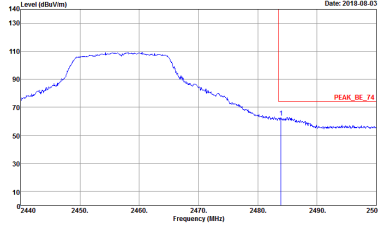
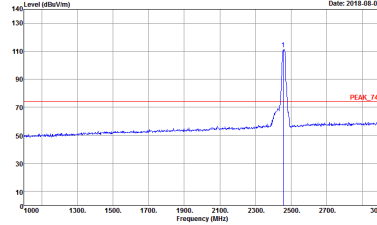
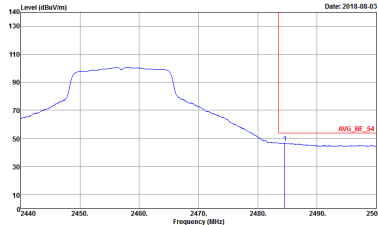
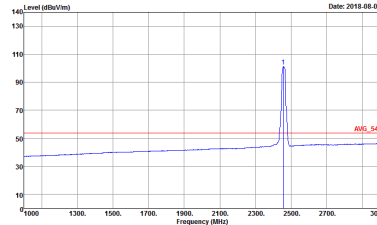


WIFI	2.4GHz 2400~2483.5MHz Band Edge @ 3m	
ANT	802.11g CH06 2437MHz - R	
2	Vertical	Fundamental
Peak	<p>Site : 03CH2-HY Condition : PEAK_BE_74 3m HORN_9120D_1328 VERTICAL RBW:10000000Hz VBW:3000.000Hz SWT:Auto Detector : Peak Project : 853105 Mode : 39 Setting : 17</p>	Left Blank
Avg.	<p>Site : 03CH2-HY Condition : AVG_BE_54 3m HORN_9120D_1328 VERTICAL RBW:10000000Hz VBW:1.000GHz SWT:Auto Detector : Peak Project : 853105 Mode : 39 Setting : 17</p>	Left Blank

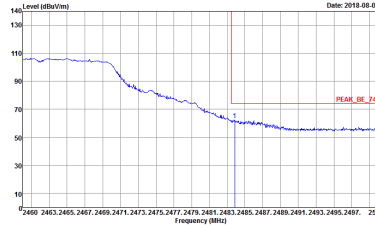
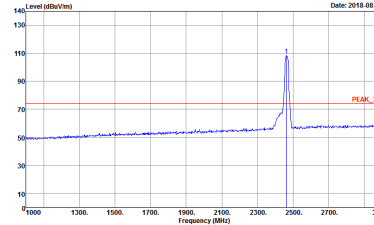
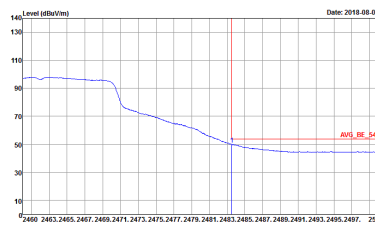
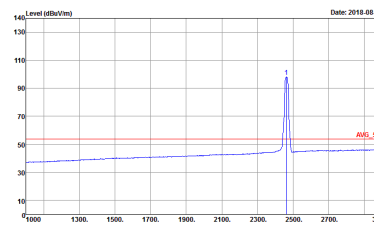


WIFI	2.4GHz 2400~2483.5MHz Band Edge @ 3m	
ANT	802.11g CH10 2457MHz	
2	Horizontal	Fundamental
Peak	 <p>Site : 03CH12-HY Condition : PEAK_BE_74 3m HORN_9120D_1328 HORIZONTAL RBW:3000.000KHz VBW:3000.000KHz SWT:Auto Detector : Peak Project : 853105 Mode : 40 Setting : 17.5</p>	 <p>Site : 03CH12-HY Condition : PEAK_74 3m HORN_9120D_1328 HORIZONTAL RBW:3000.000KHz VBW:3000.000KHz SWT:Auto Detector : Peak Project : 853105 Mode : 40 Setting : 17.5</p>
Avg.	 <p>Site : 03CH12-HY Condition : AVG_BE_54 3m HORN_9120D_1328 HORIZONTAL RBW:3000.000KHz VBW:1.000KHz SWT:Auto Detector : Peak Project : 853105 Mode : 40 Setting : 17.5</p>	 <p>Site : 03CH12-HY Condition : AVG_54 3m HORN_9120D_1328 HORIZONTAL RBW:3000.000KHz VBW:1.000KHz SWT:Auto Detector : Peak Project : 853105 Mode : 40 Setting : 17.5</p>

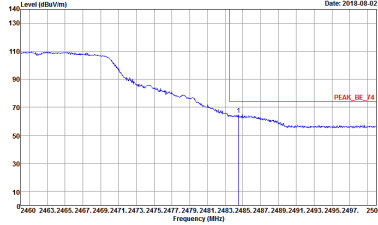
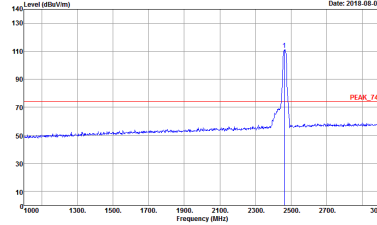
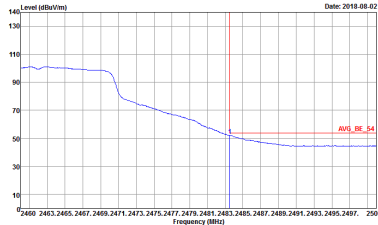
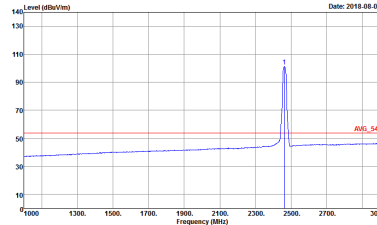


WIFI	2.4GHz 2400~2483.5MHz Band Edge @ 3m	
ANT	802.11g CH10 2457MHz	
2	Vertical	Fundamental
Peak	 <p>Site : 03CH12-HY Condition : PEAK_BE_74 3m HORN_9120D_1328 VERTICAL RBW:3000.000KHz VBW:3000.000KHz SWT:Auto Detector : Peak Project : 853105 Mode : 40 Setting : 17.5</p>	 <p>Site : 03CH12-HY Condition : PEAK_F4 3m HORN_9120D_1328 VERTICAL RBW:3000.000KHz VBW:3000.000KHz SWT:Auto Detector : Peak Project : 853105 Mode : 40 Setting : 17.5</p>
Avg.	 <p>Site : 03CH12-HY Condition : AVG_BE_54 3m HORN_9120D_1328 VERTICAL RBW:3000.000KHz VBW:1.000KHz SWT:Auto Detector : Peak Project : 853105 Mode : 40 Setting : 17.5</p>	 <p>Site : 03CH12-HY Condition : AVG_F4 3m HORN_9120D_1328 VERTICAL RBW:3000.000KHz VBW:1.000KHz SWT:Auto Detector : Peak Project : 853105 Mode : 40 Setting : 17.5</p>



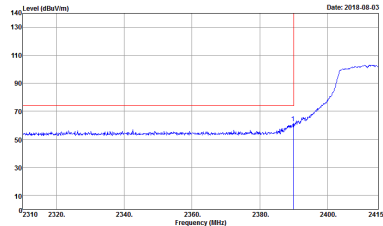
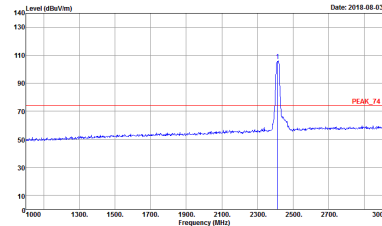
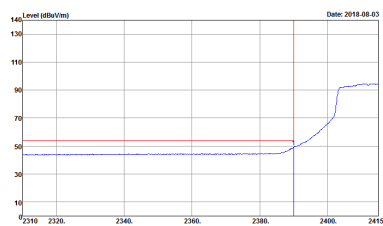
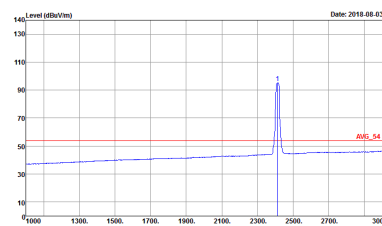
WIFI	2.4GHz 2400~2483.5MHz Band Edge @ 3m	
ANT	802.11g CH11 2462MHz	
2	Horizontal	Fundamental
<p>Peak</p>	 <p>Site : 03CH12-HY Condition : PEAK_BE_74 3m HORN_9120D_1328 HORIZONTAL RBW:3000.000KHz VBW:3000.000KHz SWT:Auto Detector : Peak Project : 853105 Mode : -41 Setting : 17.5</p>	 <p>Site : 03CH12-HY Condition : PEAK_74 3m HORN_9120D_1328 HORIZONTAL RBW:3000.000KHz VBW:3000.000KHz SWT:Auto Detector : Peak Project : 853105 Mode : -41 Setting : 17.5</p>
<p>Avg.</p>	 <p>Site : 03CH12-HY Condition : AVG_BE_54 3m HORN_9120D_1328 HORIZONTAL RBW:3000.000KHz VBW:1.000KHz SWT:Auto Detector : Peak Project : 853105 Mode : -41 Setting : 17.5</p>	 <p>Site : 03CH12-HY Condition : AVG_54 3m HORN_9120D_1328 HORIZONTAL RBW:3000.000KHz VBW:1.000KHz SWT:Auto Detector : Peak Project : 853105 Mode : -41 Setting : 17.5</p>



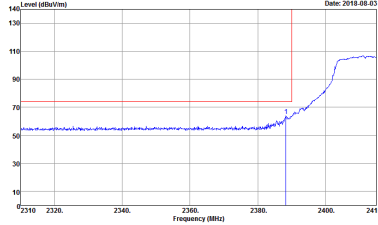
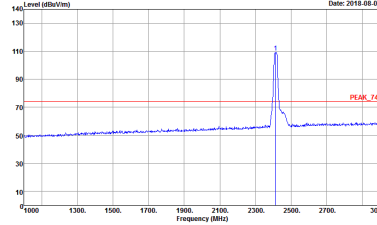
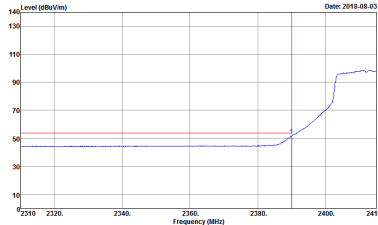
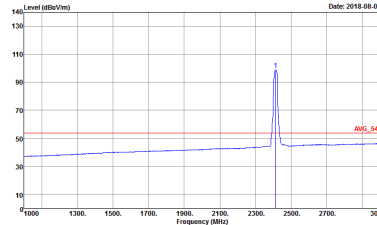
WIFI	2.4GHz 2400~2483.5MHz Band Edge @ 3m	
ANT	802.11g CH11 2462MHz	
2	Vertical	Fundamental
Peak	 <p>Site : 03CH12-HY Condition : PEAK_BE_74 3m HORN_9120D_1328 VERTICAL RBW:3000.000KHz VBW:3000.000KHz SWT:Auto Detector : Peak Project : 853105 Mode : 41 Setting : 17.5</p>	 <p>Site : 03CH12-HY Condition : PEAK_F4 3m HORN_9120D_1328 VERTICAL RBW:3000.000KHz VBW:3000.000KHz SWT:Auto Detector : Peak Project : 853105 Mode : 41 Setting : 17.5</p>
Avg.	 <p>Site : 03CH12-HY Condition : AVG_BE_54 3m HORN_9120D_1328 VERTICAL RBW:3000.000KHz VBW:1.000KHz SWT:Auto Detector : Peak Project : 853105 Mode : 41 Setting : 17.5</p>	 <p>Site : 03CH12-HY Condition : AVG_F4 3m HORN_9120D_1328 VERTICAL RBW:3000.000KHz VBW:1.000KHz SWT:Auto Detector : Peak Project : 853105 Mode : 41 Setting : 17.5</p>



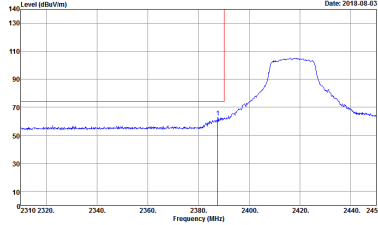
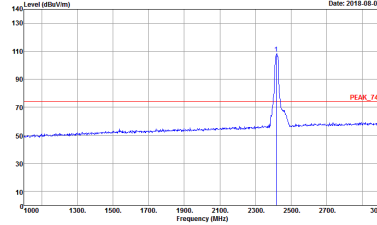
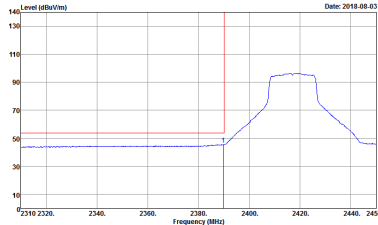
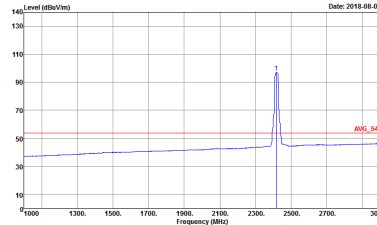
2.4GHz 2400~2483.5MHz
WIFI 802.11n HT20 (Band Edge @ 3m)

WIFI	2.4GHz 2400~2483.5MHz Band Edge @ 3m	
ANT	802.11n HT20 CH01 2412MHz	
2	Horizontal	Fundamental
Peak	 <p>Site : 03CH12-HY Condition : PEAK_BE_74 3m HORN_9120D_1328 HORIZONTAL Detector : Peak Project : 853105 Mode : 42 Setting : 16</p>	 <p>Site : 03CH12-HY Condition : PEAK_74 3m HORN_9120D_1328 HORIZONTAL Detector : Peak Project : 853105 Mode : 42 Setting : 16</p>
Avg.	 <p>Site : 03CH12-HY Condition : AVG_BE_54 3m HORN_9120D_1328 HORIZONTAL Detector : Peak Project : 853105 Mode : 42 Setting : 16</p>	 <p>Site : 03CH12-HY Condition : AVG_54 3m HORN_9120D_1328 HORIZONTAL Detector : Peak Project : 853105 Mode : 42 Setting : 16</p>

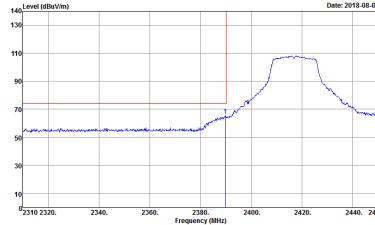
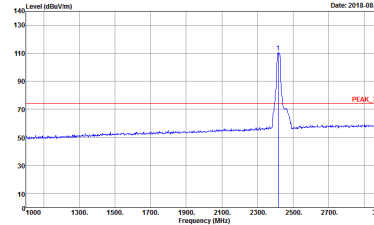
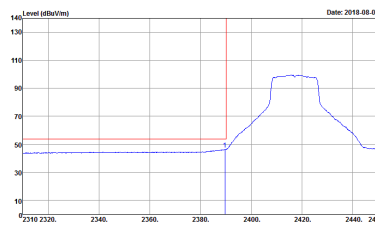
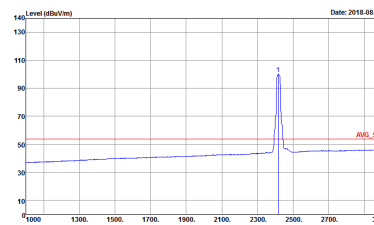


WIFI	2.4GHz 2400~2483.5MHz Band Edge @ 3m	
ANT	802.11n HT20 CH01 2412MHz	
2	Vertical	Fundamental
Peak	 <p>Site : 03CH12-HY Condition : PEAK_BE_74 3m HORN_9120D_1328 VERTICAL RBW:3000.000kHz VBW:3000.000kHz SWT:Auto Detector : Peak Project : 853105 Mode : 42 Setting : 16</p>	 <p>Site : 03CH12-HY Condition : PEAK_F4 3m HORN_9120D_1328 VERTICAL RBW:3000.000kHz VBW:3000.000kHz SWT:Auto Detector : Peak Project : 853105 Mode : 42 Setting : 16</p>
Avg.	 <p>Site : 03CH12-HY Condition : AVG_BE_54 3m HORN_9120D_1328 VERTICAL RBW:3000.000kHz VBW:1.000kHz SWT:Auto Detector : Peak Project : 853105 Mode : 42 Setting : 16</p>	 <p>Site : 03CH12-HY Condition : AVG_F4 3m HORN_9120D_1328 VERTICAL RBW:3000.000kHz VBW:1.000kHz SWT:Auto Detector : Peak Project : 853105 Mode : 42 Setting : 16</p>

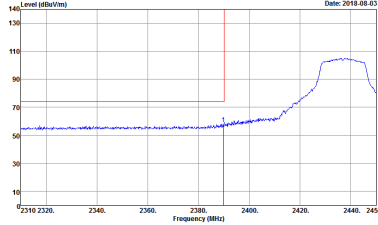
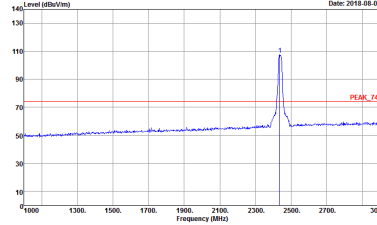
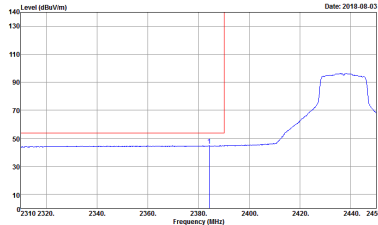
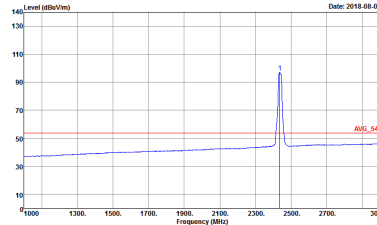


WIFI	2.4GHz 2400~2483.5MHz Band Edge @ 3m	
ANT	802.11n HT20 CH02 2417MHz	
2	Horizontal	Fundamental
Peak	 <p>Site : 03CH12-HY Condition : PEAK_9C_74 3m HORN_9120D_1328 HORIZONTAL : RBW:1000.000KHz VBW:3000.000KHz SWT:Auto Detector : Peak Project : 853105 Mode : 43 Setting : 17.5</p>	 <p>Site : 03CH12-HY Condition : PEAK_74 3m HORN_9120D_1328 HORIZONTAL : RBW:1000.000KHz VBW:3000.000KHz SWT:Auto Detector : Peak Project : 853105 Mode : 43 Setting : 17.5</p>
Avg.	 <p>Site : 03CH12-HY Condition : AVG_BE_54 3m HORN_9120D_1328 HORIZONTAL : RBW:1000.000KHz VBW:1.000KHz SWT:Auto Detector : Peak Project : 853105 Mode : 43 Setting : 17.5</p>	 <p>Site : 03CH12-HY Condition : AVG_54 3m HORN_9120D_1328 HORIZONTAL : RBW:1000.000KHz VBW:1.000KHz SWT:Auto Detector : Peak Project : 853105 Mode : 43 Setting : 17.5</p>

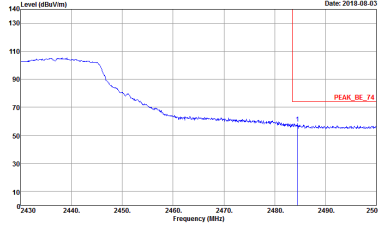
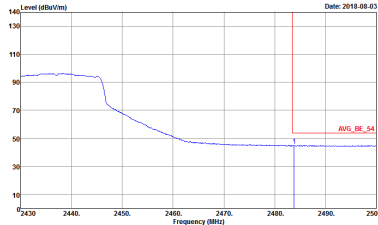


WIFI	2.4GHz 2400~2483.5MHz Band Edge @ 3m	
ANT	802.11n HT20 CH02 2417MHz	
2	Vertical	Fundamental
Peak	 <p>Site : 03CH12-HY Condition : PEAK_9C_74 3m HORN_9120D_1328 VERTICAL : RBW:1000.000KHz VBW:3000.000KHz SWT:Auto Detector : Peak Project : 853105 Mode : 43 Setting : 17.5</p>	 <p>Site : 03CH12-HY Condition : PEAK_74 3m HORN_9120D_1328 VERTICAL : RBW:1000.000KHz VBW:3000.000KHz SWT:Auto Detector : Peak Project : 853105 Mode : 43 Setting : 17.5</p>
Avg.	 <p>Site : 03CH12-HY Condition : AVG_BE_54 3m HORN_9120D_1328 VERTICAL : RBW:1000.000KHz VBW:1.000KHz SWT:Auto Detector : Peak Project : 853105 Mode : 43 Setting : 17.5</p>	 <p>Site : 03CH12-HY Condition : AVG_54 3m HORN_9120D_1328 VERTICAL : RBW:1000.000KHz VBW:1.000KHz SWT:Auto Detector : Peak Project : 853105 Mode : 43 Setting : 17.5</p>

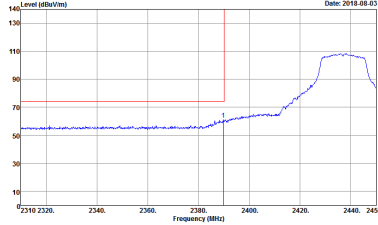
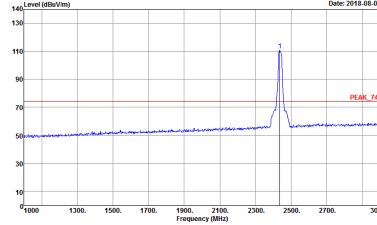
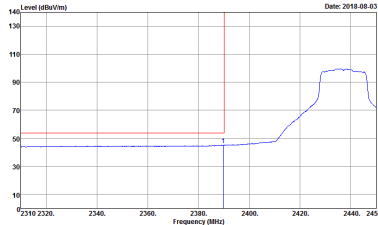
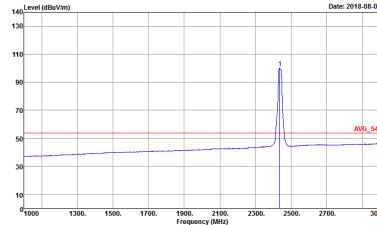


WIFI	2.4GHz 2400~2483.5MHz Band Edge @ 3m	
ANT	802.11n HT20 CH06 2437MHz - L	
2	Horizontal	Fundamental
Peak	 <p>Site : 03CH12-HY Condition : PEAK_9C_74 3m HORN_9120D_1328 HORIZONTAL : RBW:3000.000KHz VBW:3000.000KHz SWT:Auto Detector : Peak Project : 853105 Mode : -44 Setting : 17.5</p>	 <p>Site : 03CH12-HY Condition : PEAK_74 3m HORN_9120D_1328 HORIZONTAL : RBW:3000.000KHz VBW:3000.000KHz SWT:Auto Detector : Peak Project : 853105 Mode : -44 Setting : 17.5</p>
Avg.	 <p>Site : 03CH12-HY Condition : AVG_BE_54 3m HORN_9120D_1328 HORIZONTAL : RBW:3000.000KHz VBW:1.000KHz SWT:Auto Detector : Peak Project : 853105 Mode : -44 Setting : 17.5</p>	 <p>Site : 03CH12-HY Condition : AVG_54 3m HORN_9120D_1328 HORIZONTAL : RBW:3000.000KHz VBW:1.000KHz SWT:Auto Detector : Peak Project : 853105 Mode : -44 Setting : 17.5</p>

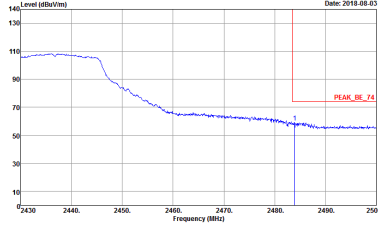
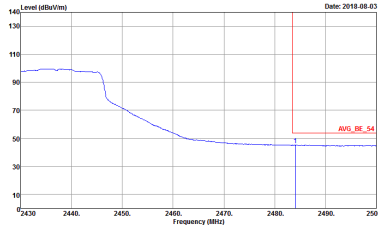


WIFI	2.4GHz 2400~2483.5MHz Band Edge @ 3m	
ANT	802.11n HT20 CH06 2437MHz - R	
2	Horizontal	Fundamental
<p>Peak</p>	 <p>Site : 03CH2-HY Condition : PEAK_BE_74 3m HORN_9120D_1328 HORIZONTAL Detector : Peak Project : 853105 Mode : -44 Setting : 17.5</p>	<p>Left blank</p>
<p>Avg.</p>	 <p>Site : 03CH2-HY Condition : AVG_BE_54 3m HORN_9120D_1328 HORIZONTAL Detector : Peak Project : 853105 Mode : -44 Setting : 17.5</p>	<p>Left blank</p>

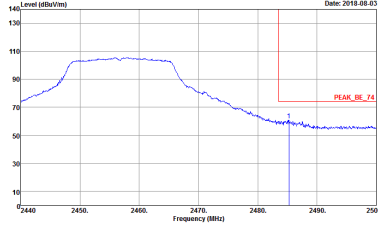
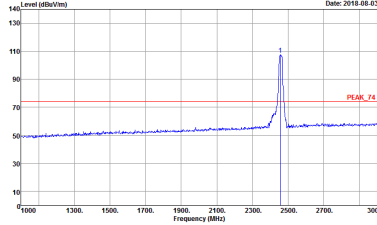
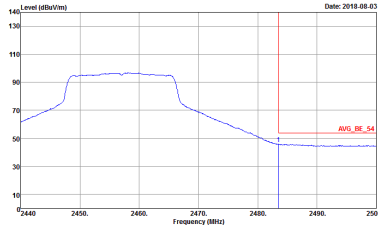
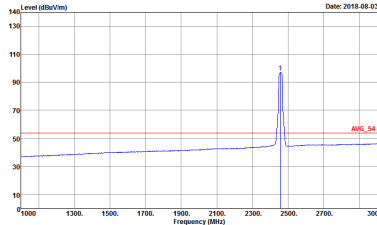


WIFI	2.4GHz 2400~2483.5MHz Band Edge @ 3m	
ANT	802.11n HT20 CH06 2437MHz - L	
2	Vertical	Fundamental
Peak	 <p>Site : 03CH12-HY Condition : PEAK_BE_74 3m HORN_9120D_1328 VERTICAL RBW:3000.000KHz VBW:3000.000KHz SWT:Auto Detector : Peak Project : 853105 Mode : -44 Setting : 17.5</p>	 <p>Site : 03CH12-HY Condition : PEAK_F4 3m HORN_9120D_1328 VERTICAL RBW:3000.000KHz VBW:3000.000KHz SWT:Auto Detector : Peak Project : 853105 Mode : -44 Setting : 17.5</p>
Avg.	 <p>Site : 03CH12-HY Condition : AVG_BE_54 3m HORN_9120D_1328 VERTICAL RBW:3000.000KHz VBW:1.000KHz SWT:Auto Detector : Peak Project : 853105 Mode : -44 Setting : 17.5</p>	 <p>Site : 03CH12-HY Condition : AVG_F4 3m HORN_9120D_1328 VERTICAL RBW:3000.000KHz VBW:1.000KHz SWT:Auto Detector : Peak Project : 853105 Mode : -44 Setting : 17.5</p>

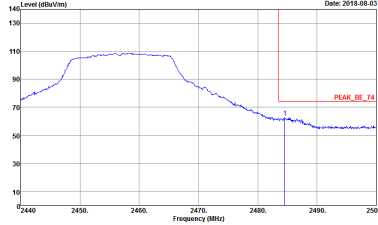
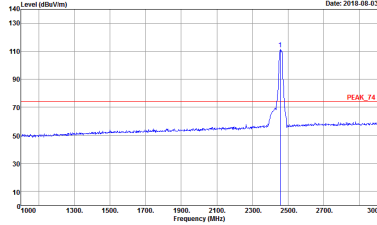
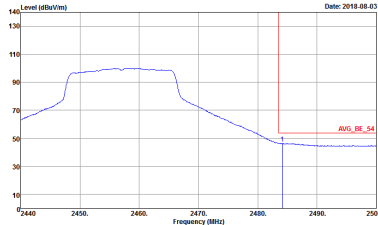
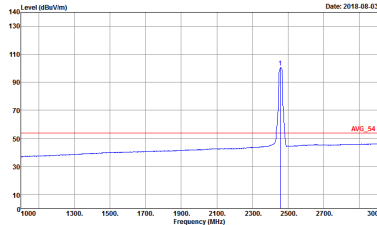


WIFI	2.4GHz 2400~2483.5MHz Band Edge @ 3m	
ANT	802.11n HT20 CH06 2437MHz - R	
2	Vertical	Fundamental
Peak	 <p>Site : 03CH2-HY Condition : PEAK_BE_74 3m HORN_9120D_1328 VERTICAL RBW:10000000Hz VBW:3000000Hz SWT:Auto Detector : Peak Project : 853105 Mode : -44 Setting : 17.5</p>	Left Blank
Avg.	 <p>Site : 03CH2-HY Condition : AVG_BE_54 3m HORN_9120D_1328 VERTICAL RBW:10000000Hz VBW:10000Hz SWT:Auto Detector : Peak Project : 853105 Mode : -44 Setting : 17.5</p>	Left Blank

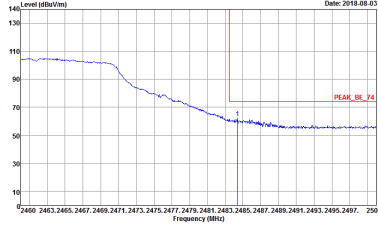
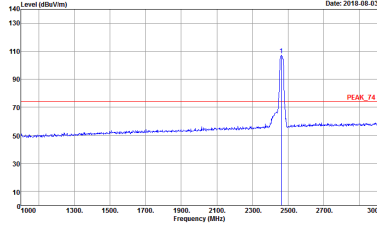
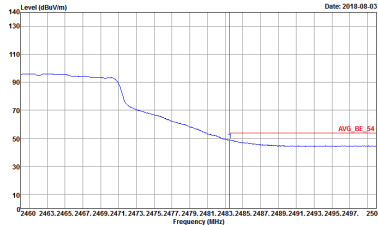
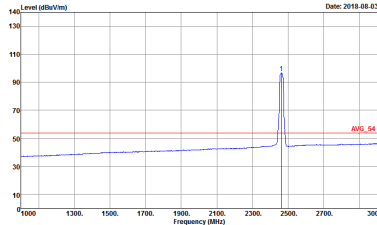


WIFI	2.4GHz 2400~2483.5MHz Band Edge @ 3m	
ANT	802.11n HT20 CH10 2457MHz	
2	Horizontal	Fundamental
Peak	 <p>Site : 03CH12-HY Condition : PEAK_BE_74 3m HORN_9120D_1328 HORIZONTAL RBW:3000.000KHz VBW:3000.000KHz SWT:Auto Detector : Peak Project : 853105 Mode : 45 Setting : 17.5</p>	 <p>Site : 03CH12-HY Condition : PEAK_74 3m HORN_9120D_1328 HORIZONTAL RBW:3000.000KHz VBW:3000.000KHz SWT:Auto Detector : Peak Project : 853105 Mode : 45 Setting : 17.5</p>
Avg.	 <p>Site : 03CH12-HY Condition : AVG_BE_54 3m HORN_9120D_1328 HORIZONTAL RBW:3000.000KHz VBW:1.000KHz SWT:Auto Detector : Peak Project : 853105 Mode : 45 Setting : 17.5</p>	 <p>Site : 03CH12-HY Condition : AVG_54 3m HORN_9120D_1328 HORIZONTAL RBW:3000.000KHz VBW:1.000KHz SWT:Auto Detector : Peak Project : 853105 Mode : 45 Setting : 17.5</p>

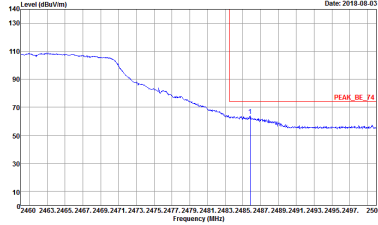
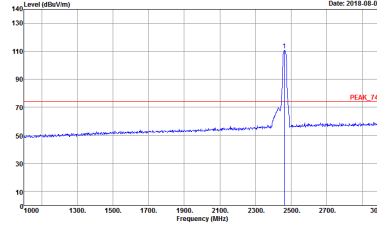
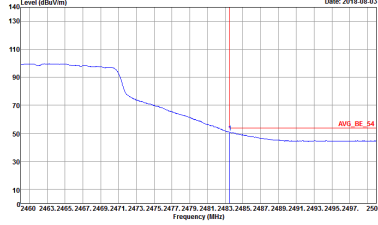
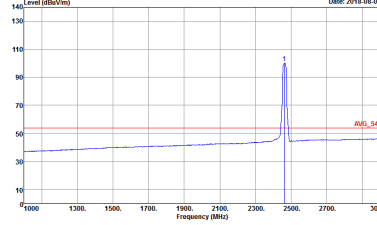


WIFI	2.4GHz 2400~2483.5MHz Band Edge @ 3m	
ANT	802.11n HT20 CH10 2457MHz	
2	Vertical	Fundamental
Peak	 <p>Site : 03CH12-11Y Condition : PEAK_BE_74 3m HORN_9120D_1328 VERTICAL RBW:3000.000KHz VBW:3000.000KHz SWT:Auto Detector : Peak Project : 853105 Mode : 45 Setting : 17.5</p>	 <p>Site : 03CH12-11Y Condition : PEAK_F4 3m HORN_9120D_1328 VERTICAL RBW:3000.000KHz VBW:3000.000KHz SWT:Auto Detector : Peak Project : 853105 Mode : 45 Setting : 17.5</p>
Avg.	 <p>Site : 03CH12-11Y Condition : AVG_BE_54 3m HORN_9120D_1328 VERTICAL RBW:3000.000KHz VBW:1.000KHz SWT:Auto Detector : Peak Project : 853105 Mode : 45 Setting : 17.5</p>	 <p>Site : 03CH12-11Y Condition : AVG_54 3m HORN_9120D_1328 VERTICAL RBW:3000.000KHz VBW:1.000KHz SWT:Auto Detector : Peak Project : 853105 Mode : 45 Setting : 17.5</p>



WIFI	2.4GHz 2400~2483.5MHz Band Edge @ 3m	
ANT	802.11n HT20 CH11 2462MHz	
2	Horizontal	Fundamental
<p>Peak</p>	 <p>Site : 03CH12-HY Condition : PEAK_BE_74 3m HORN_9120D_1328 HORIZONTAL : RBW:3000.000KHz VBW:3000.000KHz SWT:Auto Detector : Peak Project : 853105 Mode : 46 Setting : 17</p>	 <p>Site : 03CH12-HY Condition : PEAK_74 3m HORN_9120D_1328 HORIZONTAL : RBW:3000.000KHz VBW:3000.000KHz SWT:Auto Detector : Peak Project : 853105 Mode : 46 Setting : 17</p>
<p>Avg.</p>	 <p>Site : 03CH12-HY Condition : AVG_BE_54 3m HORN_9120D_1328 HORIZONTAL : RBW:3000.000KHz VBW:1.000KHz SWT:Auto Detector : Peak Project : 853105 Mode : 46 Setting : 17</p>	 <p>Site : 03CH12-HY Condition : AVG_54 3m HORN_9120D_1328 HORIZONTAL : RBW:3000.000KHz VBW:1.000KHz SWT:Auto Detector : Peak Project : 853105 Mode : 46 Setting : 17</p>

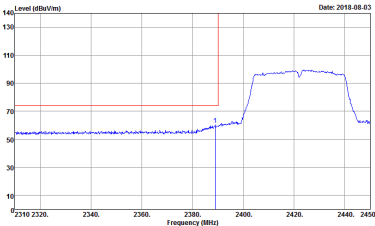
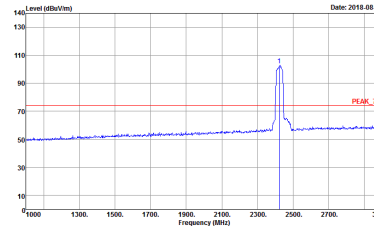
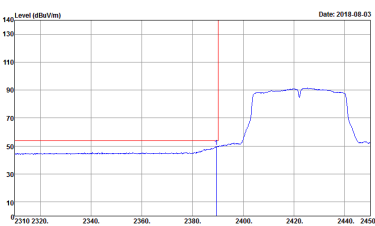
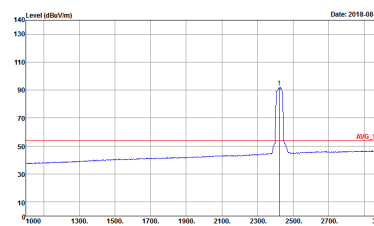


WIFI	2.4GHz 2400~2483.5MHz Fundamental @ 3m	
ANT	802.11n HT20 CH11 2462MHz	
2	Vertical	Fundamental
<p>Peak</p>	 <p>Site : 03CH12-HY Condition : PEAK_BE_74 3m HORN_9120D_1328 VERTICAL RBW:3000.000KHz VBW:3000.000KHz SWT:Auto Detector : Peak Project : 853105 Mode : 46 Setting : 17</p>	 <p>Site : 03CH12-HY Condition : PEAK_74 3m HORN_9120D_1328 VERTICAL RBW:3000.000KHz VBW:3000.000KHz SWT:Auto Detector : Peak Project : 853105 Mode : 46 Setting : 17</p>
<p>Avg.</p>	 <p>Site : 03CH12-HY Condition : AVG_BE_54 3m HORN_9120D_1328 VERTICAL RBW:3000.000KHz VBW:1.000KHz SWT:Auto Detector : Peak Project : 853105 Mode : 46 Setting : 17</p>	 <p>Site : 03CH12-HY Condition : AVG_54 3m HORN_9120D_1328 VERTICAL RBW:3000.000KHz VBW:1.000KHz SWT:Auto Detector : Peak Project : 853105 Mode : 46 Setting : 17</p>

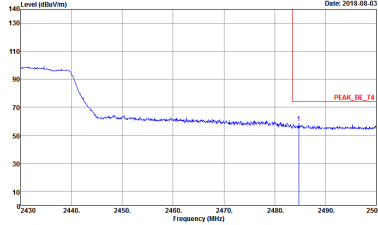
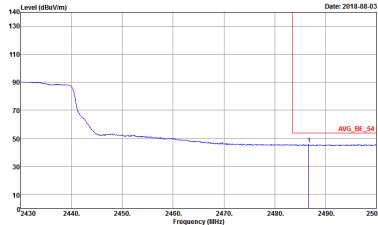


2.4GHz 2400~2483.5MHz

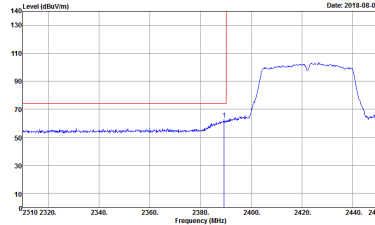
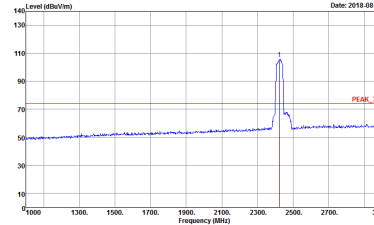
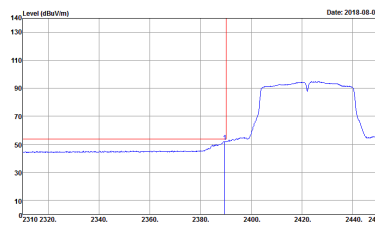
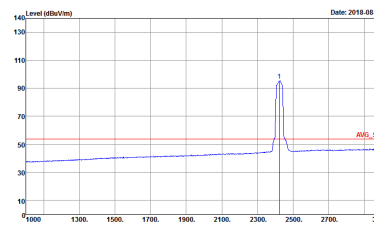
WIFI 802.11n HT40 (Band Edge @ 3m)

WIFI	2.4GHz 2400~2483.5MHz Band Edge @ 3m	
ANT	802.11n HT40 CH03 2422MHz - L	
2	Horizontal	Fundamental
Peak	 <p>Site : 03CH12-HY Condition : PEAK_BE_74 3m HORN_9120D_1328 HORIZONTAL RBW:1000.000kHz VBW:3000.000kHz SWT:Auto Detector : Peak Project : 853105 Mode : 47 Setting : 14</p>	 <p>Site : 03CH12-HY Condition : PEAK_FA_3m HORN_9120D_1328 HORIZONTAL RBW:1000.000kHz VBW:3000.000kHz SWT:Auto Detector : Peak Project : 853105 Mode : 47 Setting : 14</p>
Avg.	 <p>Site : 03CH12-HY Condition : AVG_BE_54 3m HORN_9120D_1328 HORIZONTAL RBW:1000.000kHz VBW:3.000kHz SWT:Auto Detector : Peak Project : 853105 Mode : 47 Setting : 14</p>	 <p>Site : 03CH12-HY Condition : AVG_FA_3m HORN_9120D_1328 HORIZONTAL RBW:1000.000kHz VBW:3.000kHz SWT:Auto Detector : Peak Project : 853105 Mode : 47 Setting : 14</p>



WIFI	2.4GHz 2400~2483.5MHz Band Edge @ 3m	
ANT	802.11n HT40 CH03 2422MHz - R	
2	Horizontal	Fundamental
Peak	 <p>Site : 03CH2-HY Condition : PEAK_BE_74 3m HORN_9120D_1328 HORIZONTAL RBW:10000000Hz VBW:3000000Hz SWT:Auto Detector : Peak Project : 853105 Mode : 47 Setting : 14</p>	Left Blank
Avg.	 <p>Site : 03CH2-HY Condition : AVG_BE_54 3m HORN_9120D_1328 HORIZONTAL RBW:10000000Hz VBW:3000000Hz SWT:Auto Detector : Peak Project : 853105 Mode : 47 Setting : 14</p>	Left Blank

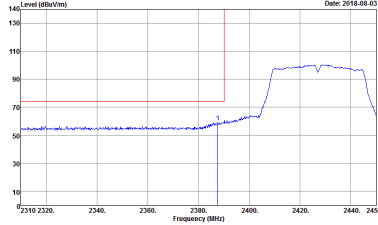
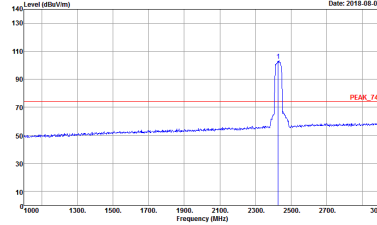
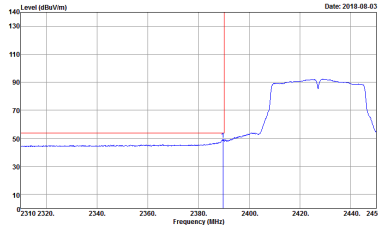
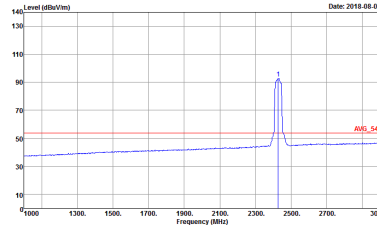


WIFI	2.4GHz 2400~2483.5MHz Band Edge @ 3m	
ANT	802.11n HT40 CH03 2422MHz - L	
2	Vertical	Fundamental
<p>Peak</p>	 <p>Site : 03CH12-HY Condition : PEAK_BE_74 3m HORN_9120D_1328 VERTICAL RBW:3000.000kHz VBW:3000.000kHz SWT:Auto Detector : Peak Project : 853105 Mode : 47 Setting : 14</p>	 <p>Site : 03CH12-HY Condition : PEAK_F4 3m HORN_9120D_1328 VERTICAL RBW:3000.000kHz VBW:3000.000kHz SWT:Auto Detector : Peak Project : 853105 Mode : 47 Setting : 14</p>
<p>Avg.</p>	 <p>Site : 03CH12-HY Condition : AVG_BE_54 3m HORN_9120D_1328 VERTICAL RBW:3000.000kHz VBW:3.000kHz SWT:Auto Detector : Peak Project : 853105 Mode : 47 Setting : 14</p>	 <p>Site : 03CH12-HY Condition : AVG_F4 3m HORN_9120D_1328 VERTICAL RBW:3000.000kHz VBW:3.000kHz SWT:Auto Detector : Peak Project : 853105 Mode : 47 Setting : 14</p>

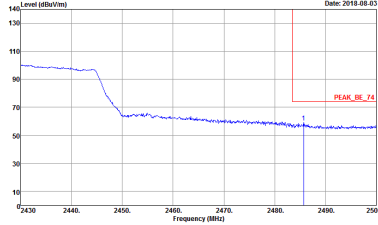
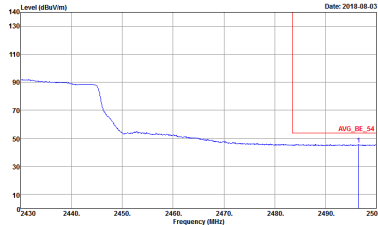


WIFI	2.4GHz 2400~2483.5MHz Band Edge @ 3m	
ANT	802.11n HT40 CH03 2422MHz - R	
2	Vertical	Fundamental
Peak	<p>Site : 03CH2-HY Condition : PEAK_BE_74 3m HORN_9120D_1328 VERTICAL Detector : Peak Project : 853105 Mode : 47 Setting : 14</p>	Left blank
Avg.	<p>Site : 03CH2-HY Condition : AVG_BE_54 3m HORN_9120D_1328 VERTICAL Detector : Peak Project : 853105 Mode : 47 Setting : 14</p>	Left blank

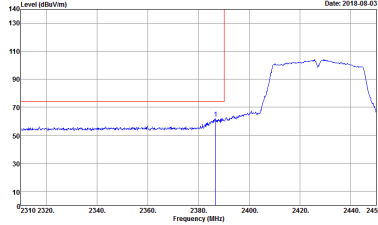
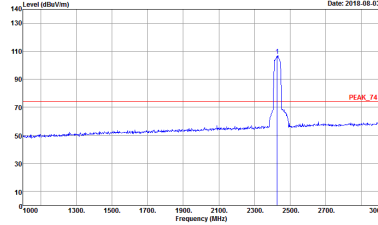
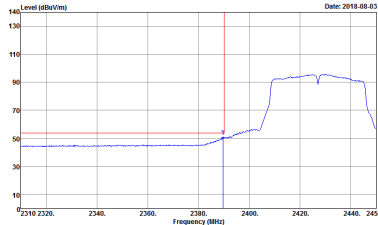
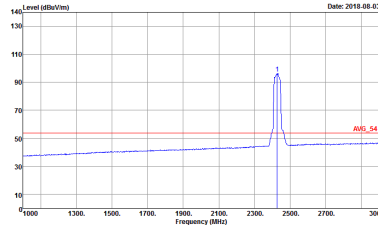


WIFI	2.4GHz 2400~2483.5MHz Band Edge @ 3m	
ANT	802.11n HT40 CH04 2427MHz - L	
2	Horizontal	Fundamental
Peak	 <p>Site : 03CH12-HY Condition : PEAK_BE_74 3m HORN_91200_1328 HORIZONTAL RBW:3000.000kHz VBW:3000.000kHz SWT:Auto Detector : Peak Project : 853105 Mode : 48 Setting : 15</p>	 <p>Site : 03CH12-HY Condition : PEAK_74 3m HORN_91200_1328 HORIZONTAL RBW:3000.000kHz VBW:3000.000kHz SWT:Auto Detector : Peak Project : 853105 Mode : 48 Setting : 15</p>
Avg.	 <p>Site : 03CH12-HY Condition : AVG_BE_54 3m HORN_91200_1328 HORIZONTAL RBW:3000.000kHz VBW:3.000kHz SWT:Auto Detector : Peak Project : 853105 Mode : 48 Setting : 15</p>	 <p>Site : 03CH12-HY Condition : AVG_54 3m HORN_91200_1328 HORIZONTAL RBW:3000.000kHz VBW:3.000kHz SWT:Auto Detector : Peak Project : 853105 Mode : 48 Setting : 15</p>

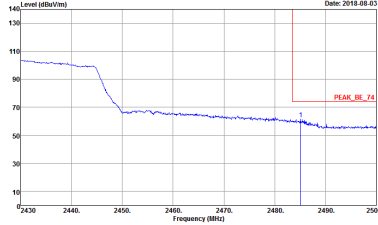
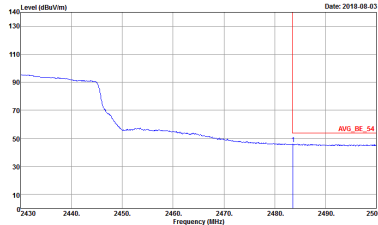


WIFI	2.4GHz 2400~2483.5MHz Band Edge @ 3m	
ANT	802.11n HT40 CH04 2427MHz - R	
2	Horizontal	Fundamental
<p>Peak</p>	 <p>Site : 03CH2-HY Condition : PEAK_BE_74 3m HORN_9120D_1328 HORIZONTAL Detector : Peak Project : 853105 Mode : 48 Setting : 15</p>	<p>Left Blank</p>
<p>Avg.</p>	 <p>Site : 03CH2-HY Condition : AVG_BE_54 3m HORN_9120D_1328 HORIZONTAL Detector : Peak Project : 853105 Mode : 48 Setting : 15</p>	<p>Left Blank</p>



WIFI	2.4GHz 2400~2483.5MHz Band Edge @ 3m	
ANT	802.11n HT40 CH04 2427MHz - L	
2	Vertical	Fundamental
Peak	 <p>Site : 03CH12-HY Condition : PEAK_BE_74 3m HORN_91200_1328 VERTICAL RBW:3000.000kHz VBW:3000.000kHz SWT:Auto Detector : Peak Project : 853105 Mode : 48 Setting : 15</p>	 <p>Site : 03CH12-HY Condition : PEAK_74 3m HORN_91200_1328 VERTICAL RBW:3000.000kHz VBW:3000.000kHz SWT:Auto Detector : Peak Project : 853105 Mode : 48 Setting : 15</p>
Avg.	 <p>Site : 03CH12-HY Condition : AVG_BE_54 3m HORN_91200_1328 VERTICAL RBW:3000.000kHz VBW:3.000kHz SWT:Auto Detector : Peak Project : 853105 Mode : 48 Setting : 15</p>	 <p>Site : 03CH12-HY Condition : AVG_54 3m HORN_91200_1328 VERTICAL RBW:3000.000kHz VBW:3.000kHz SWT:Auto Detector : Peak Project : 853105 Mode : 48 Setting : 15</p>



WIFI	2.4GHz 2400~2483.5MHz Band Edge @ 3m	
ANT	802.11n HT40 CH04 2427MHz - R	
2	Vertical	Fundamental
<p>Peak</p>	 <p>Site : 03CH2-HY Condition : PEAK_BE_74 3m HORN_9120D_1328 VERTICAL RBW:3000.000KHz VBW:3000.000KHz SWT:Auto Detector : Peak Project : 853105 Mode : 48 Setting : 15</p>	<p>Left blank</p>
<p>Avg.</p>	 <p>Site : 03CH2-HY Condition : AVG_BE_54 3m HORN_9120D_1328 VERTICAL RBW:3000.000KHz VBW:3000.000KHz SWT:Auto Detector : Peak Project : 853105 Mode : 48 Setting : 15</p>	<p>Left blank</p>