



<TXBF Modes>

2.4GHz 2400~2483.5MHz

WIFI 802.11ac VHT20 (Band Edge @ 3m)

WIFI	2.4GHz 2400~2483.5MHz Band Edge @ 3m	
ANT	802.11ac VHT20 CH01 2412MHz	
1+2	Horizontal	Fundamental
Peak	<p>Site : 03CH12-HY Condition : FCC CLASS-B 3m HORN_9120D_1328 HORIZONTAL Detector : RBW:1000.000KHz VBW:3000.000KHz SWT:Auto : Peak</p>	<p>Site : 03CH12-HY Condition : FCC CLASS-B 3m HORN_9120D_1328 HORIZONTAL Detector : RBW:1000.000KHz VBW:3000.000KHz SWT:Auto : Peak</p>
Avg.	<p>Site : 03CH12-HY Condition : FCC CLASS-B (AVG) 3m HORN_9120D_1328 HORIZONTAL Detector : RBW:1000.000KHz VBW:0.300KHz SWT:Auto : Peak</p>	<p>Site : 03CH12-HY Condition : FCC CLASS-B (AVG) 3m HORN_9120D_1328 HORIZONTAL Detector : RBW:1000.000KHz VBW:0.300KHz SWT:Auto : Peak</p>



WIFI	2.4GHz 2400~2483.5MHz Band Edge @ 3m	
ANT	802.11ac VHT20 CH01 2412MHz	
1+2	Vertical	Fundamental
Peak	<p>Site : 03CH12-HY Condition : FCC CLASS-B 3m HORN, 9120D, 1328 VERTICAL RBW:1000.000KHz VBW:3000.000KHz SWT:Auto Detector : Peak</p>	<p>Site : 03CH12-HY Condition : FCC CLASS-B 3m HORN, 9120D, 1328 VERTICAL RBW:1000.000KHz VBW:3000.000KHz SWT:Auto Detector : Peak</p>
Avg.	<p>Site : 03CH12-HY Condition : FCC CLASS-B (AVG) 3m HORN, 9120D, 1328 VERTICAL RBW:1000.000KHz VBW:0.300KHz SWT:Auto Detector : Peak</p>	<p>Site : 03CH12-HY Condition : FCC CLASS-B (AVG) 3m HORN, 9120D, 1328 VERTICAL RBW:1000.000KHz VBW:0.300KHz SWT:Auto Detector : Peak</p>



WIFI	2.4GHz 2400~2483.5MHz Band Edge @ 3m	
ANT	802.11ac VHT20 CH02 2417MHz	
1+2	Horizontal	Fundamental
Peak		
Avg.		

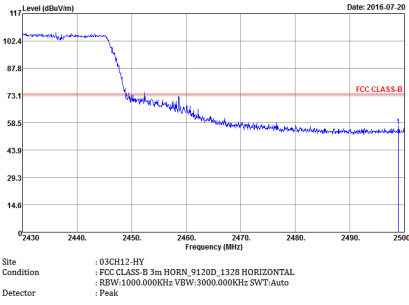
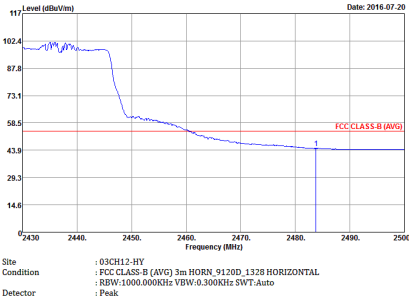


WIFI	2.4GHz 2400~2483.5MHz Band Edge @ 3m	
ANT	802.11ac VHT20 CH02 2417MHz	
1+2	Vertical	Fundamental
Peak	<p>Site : 03CH12-HY Condition : FCC CLASS-B 3m HORN_9120D_1328 VERTICAL RBW:1000.000KHz YBW:3000.000KHz SWT:Auto Detector : Peak</p>	<p>Site : 03CH12-HY Condition : FCC CLASS-B 3m HORN_9120D_1328 VERTICAL RBW:1000.000KHz YBW:3000.000KHz SWT:Auto Detector : Peak</p>
Avg.	<p>Site : 03CH12-HY Condition : FCC CLASS-B (AVG) 3m HORN_9120D_1328 VERTICAL RBW:1000.000KHz YBW:0.300KHz SWT:Auto Detector : Peak</p>	<p>Site : 03CH12-HY Condition : FCC CLASS-B (AVG) 3m HORN_9120D_1328 VERTICAL RBW:1000.000KHz YBW:0.300KHz SWT:Auto Detector : Peak</p>



WIFI	2.4GHz 2400~2483.5MHz Band Edge @ 3m	
ANT	802.11ac VHT20 CH06 2437MHz - L	
1+2	Horizontal	Fundamental
Peak	<p>Site : 03CH12-HY Condition : FCC CLASS-B 3m HORN_9120D_1328 HORIZONTAL RBW:1000.000KHz VBW:3000.000KHz SWT:Auto Detector : Peak</p>	<p>Site : 03CH12-HY Condition : FCC CLASS-B 3m HORN_9120D_1328 HORIZONTAL RBW:1000.000KHz VBW:3000.000KHz SWT:Auto Detector : Peak</p>
Avg.	<p>Site : 03CH12-HY Condition : FCC CLASS-B (AVG) 3m HORN_9120D_1328 HORIZONTAL RBW:1000.000KHz VBW:0.300KHz SWT:Auto Detector : Peak</p>	<p>Site : 03CH12-HY Condition : FCC CLASS-B (AVG) 3m HORN_9120D_1328 HORIZONTAL RBW:1000.000KHz VBW:0.300KHz SWT:Auto Detector : Peak</p>



WIFI	2.4GHz 2400~2483.5MHz Band Edge @ 3m	
ANT	802.11ac VH20 CH06 2437MHz - R	
1+2	Horizontal	Fundamental
<p>Peak</p>	 <p>Site : 03CH12-HY Condition : FCC CLASS-B 3m HORN_9120D_1328 HORIZONTAL : RBW:1000.000KHz VBW:3000.000KHz SWT:Auto Detector : Peak</p>	<p>Left blank</p>
<p>Avg.</p>	 <p>Site : 03CH12-HY Condition : FCC CLASS-B (AVG) 3m HORN_9120D_1328 HORIZONTAL : RBW:1000.000KHz VBW:0.300KHz SWT:Auto Detector : Peak</p>	<p>Left blank</p>



WIFI	2.4GHz 2400~2483.5MHz Band Edge @ 3m	
ANT	802.11ac VH20 CH06 2437MHz - L	
1+2	Vertical	Fundamental
Peak	<p>Site : 03CH12-HY Condition : FCC CLASS-B 3m HORN_9120D_1328 VERTICAL Detector : Peak</p>	<p>Site : 03CH12-HY Condition : FCC CLASS-B 3m HORN_9120D_1328 VERTICAL Detector : Peak</p>
Avg.	<p>Site : 03CH12-HY Condition : FCC CLASS-B (AVG) 3m HORN_9120D_1328 VERTICAL Detector : Peak</p>	<p>Site : 03CH12-HY Condition : FCC CLASS-B (AVG) 3m HORN_9120D_1328 VERTICAL Detector : Peak</p>



WIFI	2.4GHz 2400~2483.5MHz Band Edge @ 3m	
ANT	802.11ac VH20 CH06 2437MHz - R	
1+2	Vertical	Fundamental
Peak	<p>Site : 03CH12-HY Condition : FCC CLASS-B 3m HORN_9120D_1328 VERTICAL Detector : RBW:1000.000KHz YBW:3000.000KHz SWT:Auto : Peak</p>	Left blank
Avg.	<p>Site : 03CH12-HY Condition : FCC CLASS-B (AVG) 3m HORN_9120D_1328 VERTICAL Detector : RBW:1000.000KHz YBW:0.300KHz SWT:Auto : Peak</p>	Left blank

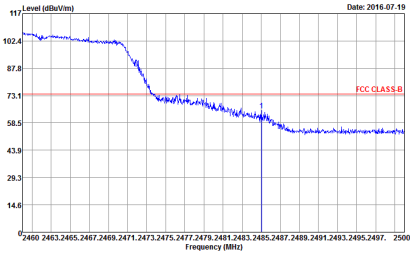
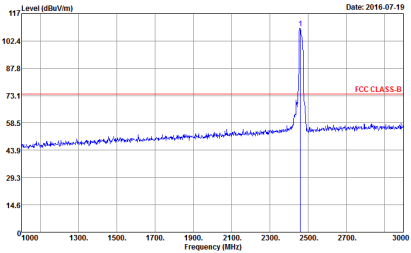
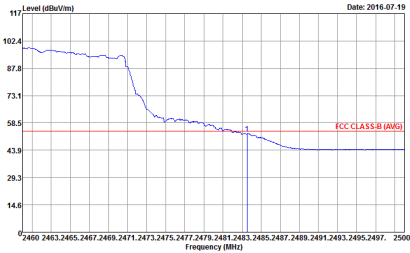
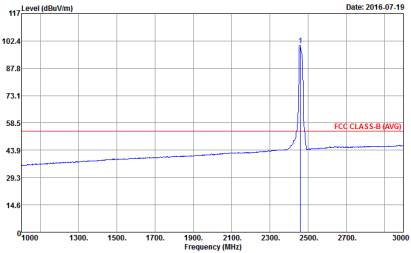


WIFI	2.4GHz 2400~2483.5MHz Band Edge @ 3m	
ANT	802.11ac VH20 CH10 2457MHz	
1+2	Horizontal	Fundamental
Peak	<p>Site : 03CH12-HY Condition : FCC CLASS-B 3m HORN_9120D_1328 HORIZONTAL RBW:1000.000KHz VBW:3000.000KHz SWT:Auto Detector : Peak</p>	<p>Site : 03CH12-HY Condition : FCC CLASS-B 3m HORN_9120D_1328 HORIZONTAL RBW:1000.000KHz VBW:3000.000KHz SWT:Auto Detector : Peak</p>
Avg.	<p>Site : 03CH12-HY Condition : FCC CLASS-B (AVG) 3m HORN_9120D_1328 HORIZONTAL RBW:1000.000KHz VBW:0.300KHz SWT:Auto Detector : Peak</p>	<p>Site : 03CH12-HY Condition : FCC CLASS-B (AVG) 3m HORN_9120D_1328 HORIZONTAL RBW:1000.000KHz VBW:0.300KHz SWT:Auto Detector : Peak</p>

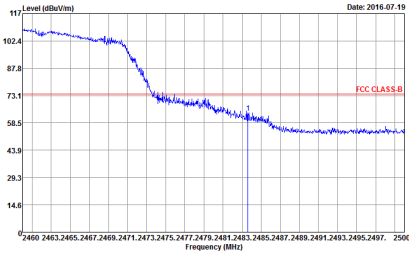
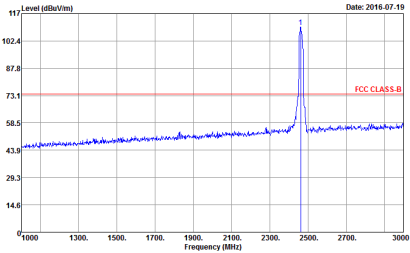
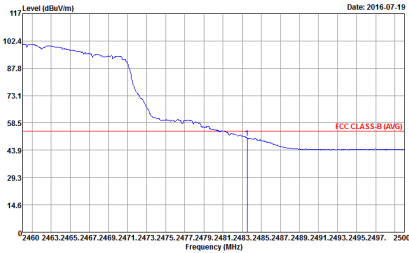
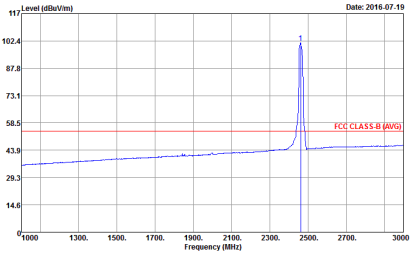


WIFI	2.4GHz 2400~2483.5MHz Band Edge @ 3m	
ANT	802.11ac VH20 CH10 2457MHz	
1+2	Vertical	Fundamental
Peak	<p>Site : 03CH12-HY Condition : FCC CLASS-B 3m HORN, 9120D, 1328 VERTICAL Detector : Peak</p>	<p>Site : 03CH12-HY Condition : FCC CLASS-B 3m HORN, 9120D, 1328 VERTICAL Detector : Peak</p>
Avg.	<p>Site : 03CH12-HY Condition : FCC CLASS-B (AVG) 3m HORN, 9120D, 1328 VERTICAL Detector : Peak</p>	<p>Site : 03CH12-HY Condition : FCC CLASS-B (AVG) 3m HORN, 9120D, 1328 VERTICAL Detector : Peak</p>



WIFI	2.4GHz 2400~2483.5MHz Band Edge @ 3m	
ANT	802.11ac VH20 CH11 2462MHz	
1+2	Horizontal	Fundamental
Peak	 <p>Date: 2016.07.19</p> <p>Site : 03CH12-HY Condition : FCC CLASS-B 3m HORN_9120D_1328 HORIZONTAL RBW:1000.000KHz VBW:3000.000KHz SWT:Auto Detector : Peak</p>	 <p>Date: 2016.07.19</p> <p>Site : 03CH12-HY Condition : FCC CLASS-B 3m HORN_9120D_1328 HORIZONTAL RBW:1000.000KHz VBW:3000.000KHz SWT:Auto Detector : Peak</p>
Avg.	 <p>Date: 2016.07.19</p> <p>Site : 03CH12-HY Condition : FCC CLASS-B (AVG) 3m HORN_9120D_1328 HORIZONTAL RBW:1000.000KHz VBW:0.300KHz SWT:Auto Detector : Peak</p>	 <p>Date: 2016.07.19</p> <p>Site : 03CH12-HY Condition : FCC CLASS-B (AVG) 3m HORN_9120D_1328 HORIZONTAL RBW:1000.000KHz VBW:0.300KHz SWT:Auto Detector : Peak</p>



WIFI	2.4GHz 2400~2483.5MHz Band Edge @ 3m	
ANT	802.11ac VH20 CH11 2462MHz	
1+2	Vertical	Fundamental
Peak	 <p>Site : 03CH12-HY Condition : FCC CLASS-B 3m HORN_9120D_1328 VERTICAL RBW:1000.000KHz VBW:3000.000KHz SWT:Auto Detector : Peak</p>	 <p>Site : 03CH12-HY Condition : FCC CLASS-B 3m HORN_9120D_1328 VERTICAL RBW:1000.000KHz VBW:3000.000KHz SWT:Auto Detector : Peak</p>
Avg.	 <p>Site : 03CH12-HY Condition : FCC CLASS-B (AVG) 3m HORN_9120D_1328 VERTICAL RBW:1000.000KHz VBW:0.300KHz SWT:Auto Detector : Peak</p>	 <p>Site : 03CH12-HY Condition : FCC CLASS-B (AVG) 3m HORN_9120D_1328 VERTICAL RBW:1000.000KHz VBW:0.300KHz SWT:Auto Detector : Peak</p>



2.4GHz 2400~2483.5MHz

WIFI 802.11ac VHT40 (Band Edge @ 3m)

WIFI	2.4GHz 2400~2483.5MHz Band Edge @ 3m	
ANT	802.11ac VH40 CH03 2422MHz - L	
1+2	Horizontal	Fundamental
Peak	<p>Site : 03CH12-HY Condition : FCC CLASS-B 3m HORN_9120D_1328 HORIZONTAL Detector : Peak</p>	<p>Site : 03CH12-HY Condition : FCC CLASS-B 3m HORN_9120D_1328 HORIZONTAL Detector : Peak</p>
Avg.	<p>Site : 03CH12-HY Condition : FCC CLASS-B (AVG) 3m HORN_9120D_1328 HORIZONTAL Detector : Peak</p>	<p>Site : 03CH12-HY Condition : FCC CLASS-B (AVG) 3m HORN_9120D_1328 HORIZONTAL Detector : Peak</p>



WIFI	2.4GHz 2400~2483.5MHz Band Edge @ 3m	
ANT	802.11ac VH40 CH03 2422MHz - R	
1+2	Horizontal	Fundamental
Peak	<p>Site : 03CH12-HY Condition : FCC CLASS-B 3m HORN_9120D_1328 HORIZONTAL Detector : Peak</p>	Left blank
Avg.	<p>Site : 03CH12-HY Condition : FCC CLASS-B (AVG) 3m HORN_9120D_1328 HORIZONTAL Detector : Peak</p>	Left blank

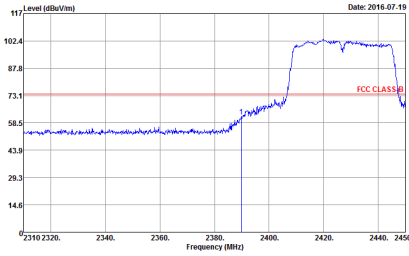
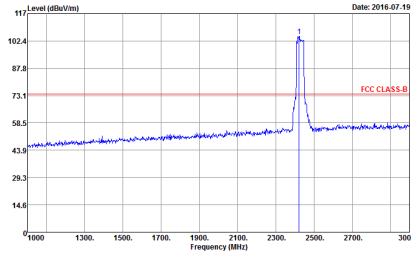
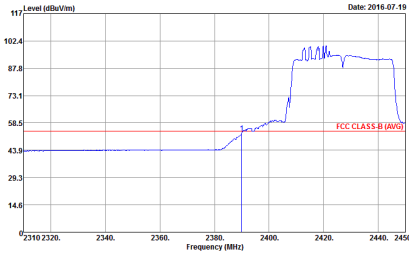
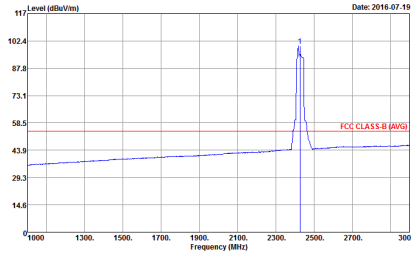


WIFI	2.4GHz 2400~2483.5MHz Band Edge @ 3m	
ANT	802.11ac VH40 CH03 2422MHz - L	
1+2	Vertical	Fundamental
Peak	<p>Site : 03CH12-HY Condition : FCC CLASS-B 3m HORN_9120D_1328 VERTICAL RBW:1000.000kHz VBW:3000.000kHz SWT:Auto Detector : Peak</p>	<p>Site : 03CH12-HY Condition : FCC CLASS-B 3m HORN_9120D_1328 VERTICAL RBW:1000.000kHz VBW:3000.000kHz SWT:Auto Detector : Peak</p>
Avg.	<p>Site : 03CH12-HY Condition : FCC CLASS-B (AVG) 3m HORN_9120D_1328 VERTICAL RBW:1000.000kHz VBW:0.300kHz SWT:Auto Detector : Peak</p>	<p>Site : 03CH12-HY Condition : FCC CLASS-B (AVG) 3m HORN_9120D_1328 VERTICAL RBW:1000.000kHz VBW:0.300kHz SWT:Auto Detector : Peak</p>



WIFI	2.4GHz 2400~2483.5MHz Band Edge @ 3m	
ANT	802.11ac VH40 CH03 2422MHz - R	
1+2	Vertical	Fundamental
Peak	<p>Site : 03CH12-HY Condition : FCC CLASS-B 3m HORN_9120D_1328 VERTICAL Detector : Peak</p>	Left blank
Avg.	<p>Site : 03CH12-HY Condition : FCC CLASS-B (AVG) 3m HORN_9120D_1328 VERTICAL Detector : Peak</p>	Left blank



WIFI	2.4GHz 2400~2483.5MHz Band Edge @ 3m	
ANT	802.11ac VH40 CH04 2427MHz - L	
1+2	Horizontal	Fundamental
Peak	 <p>Level (dBuV/m) vs Frequency (MHz) for Horizontal band edge. The graph shows a signal level rising from approximately 58.5 dBuV/m at 2380 MHz to about 102.4 dBuV/m at 2427 MHz. A red horizontal line indicates the FCC CLASS-B limit at 73.1 dBuV/m.</p> <p>Site : 03CH12-HY Condition : FCC CLASS-B 3m HORN_9120D_1328 HORIZONTAL : RBW:1000.000KHz VBW:3000.000KHz SWT:Auto Detector : Peak</p>	 <p>Level (dBuV/m) vs Frequency (MHz) for Fundamental band edge. The graph shows a sharp peak at approximately 2427 MHz reaching about 102.4 dBuV/m. A red horizontal line indicates the FCC CLASS-B limit at 73.1 dBuV/m.</p> <p>Site : 03CH12-HY Condition : FCC CLASS-B 3m HORN_9120D_1328 HORIZONTAL : RBW:1000.000KHz VBW:3000.000KHz SWT:Auto Detector : Peak</p>
Avg.	 <p>Level (dBuV/m) vs Frequency (MHz) for Horizontal band edge (Average). The graph shows a signal level rising from approximately 43.9 dBuV/m at 2380 MHz to about 102.4 dBuV/m at 2427 MHz. A red horizontal line indicates the FCC CLASS-B (AVG) limit at 58.5 dBuV/m.</p> <p>Site : 03CH12-HY Condition : FCC CLASS-B (AVG) 3m HORN_9120D_1328 HORIZONTAL : RBW:1000.000KHz VBW:0.300KHz SWT:Auto Detector : Peak</p>	 <p>Level (dBuV/m) vs Frequency (MHz) for Fundamental band edge (Average). The graph shows a sharp peak at approximately 2427 MHz reaching about 102.4 dBuV/m. A red horizontal line indicates the FCC CLASS-B (AVG) limit at 58.5 dBuV/m.</p> <p>Site : 03CH12-HY Condition : FCC CLASS-B (AVG) 3m HORN_9120D_1328 HORIZONTAL : RBW:1000.000KHz VBW:0.300KHz SWT:Auto Detector : Peak</p>



WIFI	2.4GHz 2400~2483.5MHz Band Edge @ 3m	
ANT	802.11ac VH40 CH04 2427MHz - R	
1+2	Horizontal	Fundamental
<p>Peak</p>	<p>Date: 2016.07.19</p> <p>Site : 03CH12-HY Condition : FCC CLASS-B 3m HORN_9120D_1328 HORIZONTAL : RBW:1000.000KHz VBW:3000.000KHz SWT:Auto Detector : Peak</p>	<p>Left blank</p>
<p>Avg.</p>	<p>Date: 2016.07.19</p> <p>Site : 03CH12-HY Condition : FCC CLASS-B (AVG) 3m HORN_9120D_1328 HORIZONTAL : RBW:1000.000KHz VBW:0.300KHz SWT:Auto Detector : Peak</p>	<p>Left blank</p>



WIFI	2.4GHz 2400~2483.5MHz Band Edge @ 3m	
ANT	802.11ac VH40 CH04 2427MHz - L	
1+2	Vertical	Fundamental
Peak	<p>Site : 03CH12-HY Condition : FCC CLASS-B 3m HORN_9120D_1328 VERTICAL RBW:1000.000kHz VBW:3000.000kHz SWT:Auto Detector : Peak</p>	<p>Site : 03CH12-HY Condition : FCC CLASS-B 3m HORN_9120D_1328 VERTICAL RBW:1000.000kHz VBW:3000.000kHz SWT:Auto Detector : Peak</p>
Avg.	<p>Site : 03CH12-HY Condition : FCC CLASS-B (AVG) 3m HORN_9120D_1328 VERTICAL RBW:1000.000kHz VBW:0.300kHz SWT:Auto Detector : Peak</p>	<p>Site : 03CH12-HY Condition : FCC CLASS-B (AVG) 3m HORN_9120D_1328 VERTICAL RBW:1000.000kHz VBW:0.300kHz SWT:Auto Detector : Peak</p>



WIFI	2.4GHz 2400~2483.5MHz Band Edge @ 3m	
ANT	802.11ac VH40 CH04 2427MHz - R	
1+2	Vertical	Fundamental
Peak	<p>Site : 03CH12-HY Condition : FCC CLASS-B 3m HORN_9120D_1328 VERTICAL Detector : RBW:1000.000KHz YBW:3000.000KHz SWT:Auto : Peak</p>	Left blank
Avg.	<p>Site : 03CH12-HY Condition : FCC CLASS-B (AVG) 3m HORN_9120D_1328 VERTICAL Detector : RBW:1000.000KHz YBW:0.300KHz SWT:Auto : Peak</p>	Left blank

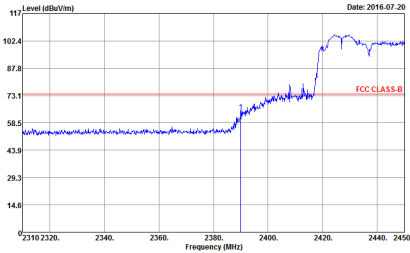
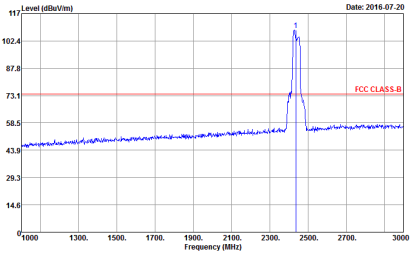
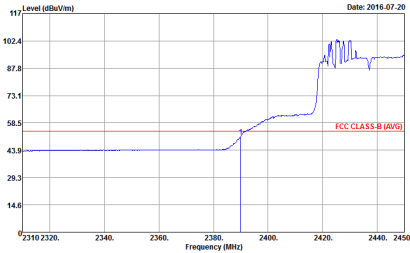
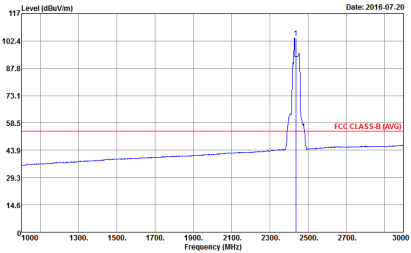


WIFI	2.4GHz 2400~2483.5MHz Band Edge @ 3m	
ANT	802.11ac VH40 CH06 2437MHz - L	
1+2	Horizontal	Fundamental
Peak	<p>Site : 03CH12-HY Condition : FCC CLASS-B 3m HORN_9120D_1328 HORIZONTAL Detector : Peak</p>	<p>Site : 03CH12-HY Condition : FCC CLASS-B 3m HORN_9120D_1328 HORIZONTAL Detector : Peak</p>
Avg.	<p>Site : 03CH12-HY Condition : FCC CLASS-B (AVG) 3m HORN_9120D_1328 HORIZONTAL Detector : Peak</p>	<p>Site : 03CH12-HY Condition : FCC CLASS-B (AVG) 3m HORN_9120D_1328 HORIZONTAL Detector : Peak</p>

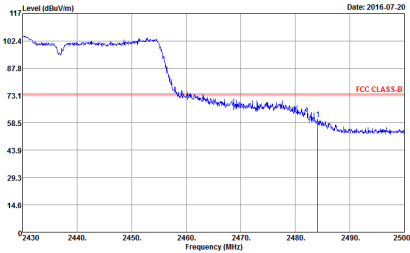
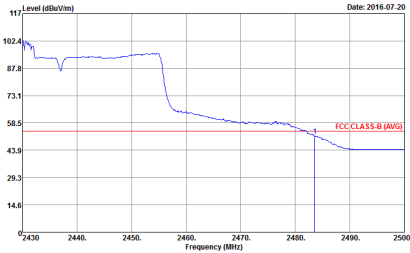


WIFI	2.4GHz 2400~2483.5MHz Band Edge @ 3m	
ANT	802.11ac VH40 CH06 2437MHz - R	
1+2	Horizontal	Fundamental
Peak	<p>Site : 03CH12-HY Condition : FCC CLASS-B 3m HORN_9120D_1328 HORIZONTAL Detector : RBW:1000.000KHz YBW:3000.000KHz SWT:Auto : Peak</p>	Left blank
Avg.	<p>Site : 03CH12-HY Condition : FCC CLASS-B (AVG) 3m HORN_9120D_1328 HORIZONTAL Detector : RBW:1000.000KHz YBW:0.300KHz SWT:Auto : Peak</p>	Left blank



WIFI	2.4GHz 2400~2483.5MHz Band Edge @ 3m	
ANT	802.11ac VH40 CH06 2437MHz - L	
1+2	Vertical	Fundamental
Peak	 <p>Date: 2016.07.20</p> <p>Site : 03CH12-HY Condition : FCC CLASS-B 3m HORN_9120D_1328 VERTICAL RBW:1000.000KHz VBW:3000.000KHz SWT:Auto Detector : Peak</p>	 <p>Date: 2016.07.20</p> <p>Site : 03CH12-HY Condition : FCC CLASS-B 3m HORN_9120D_1328 VERTICAL RBW:1000.000KHz VBW:3000.000KHz SWT:Auto Detector : Peak</p>
Avg.	 <p>Date: 2016.07.20</p> <p>Site : 03CH12-HY Condition : FCC CLASS-B (AVG) 3m HORN_9120D_1328 VERTICAL RBW:1000.000KHz VBW:0.300KHz SWT:Auto Detector : Peak</p>	 <p>Date: 2016.07.20</p> <p>Site : 03CH12-HY Condition : FCC CLASS-B (AVG) 3m HORN_9120D_1328 VERTICAL RBW:1000.000KHz VBW:0.300KHz SWT:Auto Detector : Peak</p>



WIFI	2.4GHz 2400~2483.5MHz Band Edge @ 3m	
ANT	802.11ac VH40 CH06 2437MHz - R	
1+2	Vertical	Fundamental
Peak	 <p>Site : 03CH12-HY Condition : FCC CLASS-B 3m HORN_9120D_1328 VERTICAL RBW:1000.000KHz VBW:3000.000KHz SWT:Auto Detector : Peak</p>	Left blank
Avg.	 <p>Site : 03CH12-HY Condition : FCC CLASS-B (AVG) 3m HORN_9120D_1328 VERTICAL RBW:1000.000KHz VBW:0.300KHz SWT:Auto Detector : Peak</p>	Left blank



WIFI	2.4GHz 2400~2483.5MHz Band Edge @ 3m	
ANT	802.11ac VH40 CH08 2447MHz - L	
1+2	Horizontal	Fundamental
Peak	<p>Site : 03CH12-HY Condition : FCC CLASS-B 3m HORN_9120D_1328 HORIZONTAL RBW:1000.000KHz VBW:3000.000KHz SWT:Auto Detector : Peak</p>	<p>Site : 03CH12-HY Condition : FCC CLASS-B 3m HORN_9120D_1328 HORIZONTAL RBW:1000.000KHz VBW:3000.000KHz SWT:Auto Detector : Peak</p>
Avg.	<p>Site : 03CH12-HY Condition : FCC CLASS-B (AVG) 3m HORN_9120D_1328 HORIZONTAL RBW:1000.000KHz VBW:0.300KHz SWT:Auto Detector : Peak</p>	<p>Site : 03CH12-HY Condition : FCC CLASS-B (AVG) 3m HORN_9120D_1328 HORIZONTAL RBW:1000.000KHz VBW:0.300KHz SWT:Auto Detector : Peak</p>

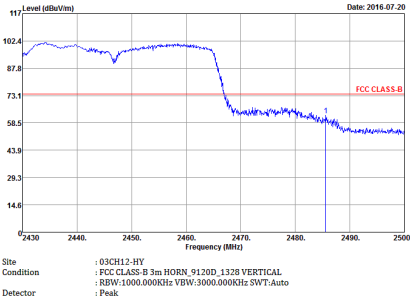
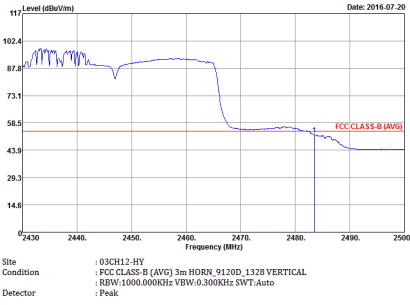


WIFI	2.4GHz 2400~2483.5MHz Band Edge @ 3m	
ANT	802.11ac VH40 CH08 2447MHz - R	
1+2	Horizontal	Fundamental
<p>Peak</p>	<p>Site : 03CH12-HY Condition : FCC CLASS-B 3m HORN_9120D_1328 HORIZONTAL : RBW:1000.000KHz VBW:3000.000KHz SWT:Auto Detector : Peak</p>	<p>Left blank</p>
<p>Avg.</p>	<p>Site : 03CH12-HY Condition : FCC CLASS-B (AVG) 3m HORN_9120D_1328 HORIZONTAL : RBW:1000.000KHz VBW:0.300KHz SWT:Auto Detector : Peak</p>	<p>Left blank</p>



WIFI	2.4GHz 2400~2483.5MHz Band Edge @ 3m	
ANT	802.11ac VH40 CH08 2447MHz - L	
1+2	Vertical	Fundamental
Peak	<p>Site : 03CH12-HY Condition : FCC CLASS-B 3m HORN_9120D_1328 VERTICAL Detector : Peak</p>	<p>Site : 03CH12-HY Condition : FCC CLASS-B 3m HORN_9120D_1328 VERTICAL Detector : Peak</p>
Avg.	<p>Site : 03CH12-HY Condition : FCC CLASS-B (AVG) 3m HORN_9120D_1328 VERTICAL Detector : Peak</p>	<p>Site : 03CH12-HY Condition : FCC CLASS-B (AVG) 3m HORN_9120D_1328 VERTICAL Detector : Peak</p>



WIFI	2.4GHz 2400~2483.5MHz Band Edge @ 3m	
ANT	802.11ac VH40 CH08 2447MHz - R	
1+2	Vertical	Fundamental
Peak	 <p>Site : 03CH12-HY Condition : FCC CLASS-B 3m HORN_9120D_1328 VERTICAL RBW:1000.000KHz VBW:3000.000KHz SWT:Auto Detector : Peak</p>	Left blank
Avg.	 <p>Site : 03CH12-HY Condition : FCC CLASS-B (AVG) 3m HORN_9120D_1328 VERTICAL RBW:1000.000KHz VBW:0.300KHz SWT:Auto Detector : Peak</p>	Left blank



WIFI	2.4GHz 2400~2483.5MHz Band Edge @ 3m	
ANT	802.11ac VH40 CH09 2452MHz - L	
1+2	Horizontal	Fundamental
Peak	<p>Site : 03CH12-HY Condition : FCC CLASS-B 3m HORN_9120D_1328 HORIZONTAL Detector : Peak</p>	<p>Site : 03CH12-HY Condition : FCC CLASS-B 3m HORN_9120D_1328 HORIZONTAL Detector : Peak</p>
Avg.	<p>Site : 03CH12-HY Condition : FCC CLASS-B (AVG) 3m HORN_9120D_1328 HORIZONTAL Detector : Peak</p>	<p>Site : 03CH12-HY Condition : FCC CLASS-B (AVG) 3m HORN_9120D_1328 HORIZONTAL Detector : Peak</p>



WIFI	2.4GHz 2400~2483.5MHz Band Edge @ 3m	
ANT	802.11ac VH40 CH09 2452MHz - R	
1+2	Horizontal	Fundamental
Peak	<p>Site : 03CH12-HY Condition : FCC CLASS-B 3m HORN_9120D_1328 HORIZONTAL Detector : RBW:1000.000KHz YBW:3000.000KHz SWT:Auto : Peak</p>	Left blank
Avg.	<p>Site : 03CH12-HY Condition : FCC CLASS-B (AVG) 3m HORN_9120D_1328 HORIZONTAL Detector : RBW:1000.000KHz YBW:0.300KHz SWT:Auto : Peak</p>	Left blank



WIFI	2.4GHz 2400~2483.5MHz Band Edge @ 3m	
ANT	802.11ac VH40 CH09 2452MHz - L	
1+2	Vertical	Fundamental
Peak	<p>Site : 03CH12-HY Condition : FCC CLASS-B 3m HORN, 9120D, 1328 VERTICAL Detector : Peak</p>	<p>Site : 03CH12-HY Condition : FCC CLASS-B 3m HORN, 9120D, 1328 VERTICAL Detector : Peak</p>
Avg.	<p>Site : 03CH12-HY Condition : FCC CLASS-B (AVG) 3m HORN, 9120D, 1328 VERTICAL Detector : Peak</p>	<p>Site : 03CH12-HY Condition : FCC CLASS-B (AVG) 3m HORN, 9120D, 1328 VERTICAL Detector : Peak</p>



WIFI	2.4GHz 2400~2483.5MHz Band Edge @ 3m	
ANT	802.11ac VH40 CH09 2452MHz - R	
1+2	Vertical	Fundamental
Peak	<p>Date: 2016-07-20</p> <p>Site : 03CH12-HY Condition : FCC CLASS-B 3m HORN_9120D_1328 VERTICAL : RBW:1000.000KHz VBW:3000.000KHz SWT:Auto Detector : Peak</p>	Left blank
Avg.	<p>Date: 2016-07-20</p> <p>Site : 03CH12-HY Condition : FCC CLASS-B (AVG) 3m HORN_9120D_1328 VERTICAL : RBW:1000.000KHz VBW:0.300KHz SWT:Auto Detector : Peak</p>	Left blank



2.4GHz 2400~2483.5MHz

WIFI 802.11ac VHT20 (Harmonic @ 3m)

WIFI	2.4GHz 2400~2483.5MHz Harmonic @ 3m	
ANT	802.11ac VHT20 CH01 2412MHz	
1+2	Horizontal	Vertical
Peak	<p>Site : 03CH12-HY Condition : FCC CLASS-B 3m HORN_9120D_1328 HORIZONTAL Detector : Peak</p>	<p>Site : 03CH12-HY Condition : FCC CLASS-B 3m HORN_9120D_1328 VERTICAL Detector : Peak</p>



WIFI	2.4GHz 2400~2483.5MHz Harmonic @ 3m	
ANT	802.11ac VHT20 CH06 2437MHz	
1+2	Horizontal	Vertical
Peak	<p>Site : 03CH12-HY Condition : FCC CLASS-B 3m HORN_9120D_1328 HORIZONTAL Detector : Peak</p>	<p>Site : 03CH12-HY Condition : FCC CLASS-B 3m HORN_9120D_1328 VERTICAL Detector : Peak</p>



WIFI	2.4GHz 2400~2483.5MHz Harmonic @ 3m	
ANT	802.11ac VHT20 CH11 2462MHz	
1+2	Horizontal	Vertical
Peak	<p>Site : 03CH12-HY Condition : FCC CLASS-B 3m HORN_9120D_1328 HORIZONTAL Detector : Peak</p>	<p>Site : 03CH12-HY Condition : FCC CLASS-B 3m HORN_9120D_1328 VERTICAL Detector : Peak</p>

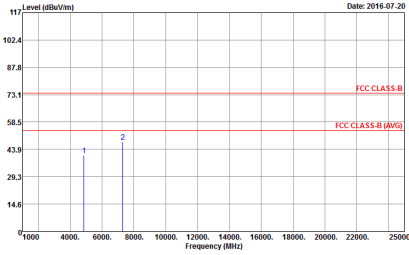
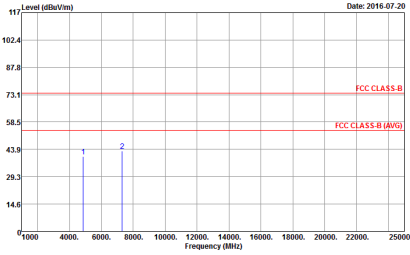


2.4GHz 2400~2483.5MHz

WIFI 802.11ac VHT40 (Harmonic @ 3m)

WIFI	2.4GHz 2400~2483.5MHz Harmonic @ 3m	
ANT	802.11ac VHT40 CH03 2422MHz	
1+2	Horizontal	Vertical
Peak	<p>Site : 03CH12-HY Condition : FCC CLASS-B 3m HORN_9120D_1328 HORIZONTAL Detector : Peak</p>	<p>Site : 03CH12-HY Condition : FCC CLASS-B 3m HORN_9120D_1328 VERTICAL Detector : Peak</p>



WIFI	2.4GHz 2400~2483.5MHz Harmonic @ 3m	
ANT	802.11ac VHT40 CH06 2437MHz	
1+2	Horizontal	Vertical
Peak	 <p style="font-size: small;">Date: 2016-07-20</p> <p style="font-size: x-small;">Site : 03CH12-HY Condition : FCC CLASS-B 3m HORN_9120D_1328 HORIZONTAL Detector : Peak</p>	 <p style="font-size: small;">Date: 2016-07-20</p> <p style="font-size: x-small;">Site : 03CH12-HY Condition : FCC CLASS-B 3m HORN_9120D_1328 VERTICAL Detector : Peak</p>



WIFI	2.4GHz 2400~2483.5MHz Harmonic @ 3m	
ANT	802.11ac VHT40 CH09 2452MHz	
1+2	Horizontal	Vertical
Peak	<p>Site : 03CH12-HY Condition : FCC CLASS-B 3m HORN_9120D_1328 HORIZONTAL Detector : Peak</p>	<p>Site : 03CH12-HY Condition : FCC CLASS-B 3m HORN_9120D_1328 VERTICAL Detector : Peak</p>



Emission below 1GHz
2.4GHz WIFI 802.11ac VHT40 (LF)

Table with 2 columns: Horizontal and Vertical. It contains two spectral plots showing Level (dBuV/m) vs Frequency (MHz) for the 2.4GHz band. The plots include peak markers and an FCC CLASS B limit line. Metadata for both plots includes Site: 03CH12-HY, Condition: FCC CLASS-B 3m BILOG_6111D_37059, and Detector: Peak.