



Appendix E. Setup Photographs

<Conducted Emission>

Remote View






Rear View




<Radiated Emission>

Z Plane for CDD Modes with Ant. 1

LF




HF




X Plane for CDD Modes with Ant. 2

LF




HF




X Plane for CDD Modes with MIMO Ant. 1+2

LF



HF



X Plane for TXBF Modes with MIMO Ant. 1+2

LF



HF

