



# FCC RADIO TEST REPORT

**FCC ID** : UZ7TC26AK  
**Equipment** : Touch computer  
**Brand Name** : Zebra  
**Model Name** : TC26AK  
**Applicant** : Zebra Technologies Corporation  
1 Zebra Plaza, Holtsville, NY 11742  
**Manufacturer** : Zebra Technologies Corporation  
1 Zebra Plaza, Holtsville, NY 11742  
**Standard** : FCC Part 15 Subpart E §15.407

The product was received on Mar. 12, 2020 and testing was started from Mar. 17, 2020 and completed on Apr. 28, 2020. We, SPORTON INTERNATIONAL INC., EMC & Wireless Communications Laboratory, would like to declare that the tested sample has been evaluated in accordance with the test procedures and has been in compliance with the applicable technical standards.

The report must not be used by the client to claim product certification, approval, or endorsement by TAF or any agency of government.

The test results in this report apply exclusively to the tested model / sample. Without written approval of SPORTON INTERNATIONAL INC. EMC & Wireless Communications Laboratory, the test report shall not be reproduced except in full.

*Louis Wu*

Approved by: Louis Wu

**SPORTON INTERNATIONAL INC. EMC & Wireless Communications Laboratory**  
No. 52, Huaya 1st Rd., Guishan Dist., Taoyuan City, Taiwan (R.O.C.)



## Table of Contents

History of this test report.....	3
Summary of Test Result.....	4
<b>1 General Description .....</b>	<b>5</b>
1.1 Product Feature of Equipment Under Test.....	5
1.2 Product Specification of Equipment Under Test.....	6
1.3 Modification of EUT .....	6
1.4 Testing Location .....	7
1.5 Applicable Standards.....	7
<b>2 Test Configuration of Equipment Under Test .....</b>	<b>8</b>
2.1 Carrier Frequency and Channel .....	8
2.2 Test Mode.....	9
2.3 Connection Diagram of Test System.....	14
2.4 Support Unit used in test configuration and system .....	15
2.5 EUT Operation Test Setup .....	15
2.6 Measurement Results Explanation Example.....	15
<b>3 Test Result .....</b>	<b>16</b>
3.1 26dB & 99% Occupied Bandwidth Measurement .....	16
3.2 Maximum Conducted Output Power Measurement .....	20
3.3 Power Spectral Density Measurement .....	25
3.4 Unwanted Emissions Measurement.....	30
3.5 AC Conducted Emission Measurement.....	35
3.6 Automatically Discontinue Transmission .....	37
3.7 Antenna Requirements .....	38
<b>4 List of Measuring Equipment.....</b>	<b>39</b>
<b>5 Uncertainty of Evaluation .....</b>	<b>41</b>
<b>Appendix A. AC Conducted Emission Test Result</b>	
<b>Appendix B. Radiated Spurious Emission</b>	
<b>Appendix C. Radiated Spurious Emission Plots</b>	
<b>Appendix D. Duty Cycle Plots</b>	
<b>Appendix E. Setup Photographs</b>	



### History of this test report

Report No.	Version	Description	Issued Date
FR010720E	01	Initial issue of report	Apr. 30, 2020



## Summary of Test Result

Report Clause	Ref Std. Clause	Test Items	Result (PASS/FAIL)	Remark
3.1	15.403(i)	26dB Bandwidth	Pass	-
3.1	2.1049	99% Occupied Bandwidth	Reporting only	-
3.2	15.407(a)	Maximum Conducted Output Power	Pass	-
3.3	15.407(a)	Power Spectral Density	Pass	-
3.4	15.407(b)	Unwanted Emissions	Pass	Under limit 1.02 dB at 5468.800 MHz
3.5	15.207	AC Conducted Emission	Pass	Under limit 14.68 dB at 13.560 MHz
3.6	15.407(c)	Automatically Discontinue Transmission	Pass	-
3.7	15.203 15.407(a)	Antenna Requirement	Pass	-

**Declaration of Conformity:**

The test results with all measurement uncertainty excluded are presented in accordance with the regulation limits or requirements declared by manufacturers.

**Comments and Explanations:**

The declared of product specification for EUT presented in the report are provided by the manufacturer, and the manufacturer takes all the responsibilities for the accuracy of product specification.

**Reviewed by: Wii Chang****Report Producer: Lucy Wu**



# 1 General Description

## 1.1 Product Feature of Equipment Under Test

Product Feature	
Equipment	Touch computer
Brand Name	Zebra
Model Name	TC26AK
FCC ID	UZ7TC26AK
Sample	Single-WAN, WLAN, GMS, SE4710, NFC, 4GB/64GB, Rear camera and Front camera, 2-pin connector
EUT supports Radios application	WCDMA/HSPA/LTE/NFC/GNSS WLAN 11a/b/g/n HT20/HT40 WLAN 11ac VHT20/VHT40/VHT80 Bluetooth BR/EDR/LE
HW Version	DV0
OS Version	FUSION_QA_2_1.0.0.008_Q
SW Version	Android version 10
FW Version	Zebra/TC26PA/TC26:10/03-09-09.00-QN-U00-PRD/Na be03091333:userdebug/test-keys
MFD	26MAR20
EUT Stage	Engineering Sample

Remark: The above EUT's information was declared by manufacturer.

Specification of Accessories				
AC Adapter	Brand Name	Zebra	Part Number	PWR-WUA5V12W0US
Battery 1	Brand Name	Zebra	Part Number	BT-000409-00
Battery 2	Brand Name	Zebra	Part Number	BT-000409-50
Battery 3	Brand Name	Zebra	Part Number	BT-000411-08
USB Cable 1 (Type A plug to Type C plug)	Brand Name	Zebra	Part Number	CBL-TC5X-USBC2A-01
USB Cable 2 (Type A plug to Type C plug)	Brand Name	Zebra	Part Number	CBL-TC2Y-USBC90A-01
Headset 3.5mm type with PTT/micassy	Brand Name	Zebra	Part Number	HDST-35MM-PTVP-01
Adapter Cable PTT headset (3.5mm to 3.5mm)	Brand Name	Zebra	Part Number	CBL-TC51-HDST35-01
Snap on Trigger handle	Brand Name	Zebra	Part Number	TRG-TC2Y-SNP1-01
Belt Holster	Brand Name	Zebra	Part Number	SG-TC2Y-HLSTR1-01
Wearable Arm Mount	Brand Name	Zebra	Part Number	SG-TC2Y-ARMNT-01

Supported Unit Used in Test Configuration and System				
Type C to 3.5mm headset adaptor	Brand Name	Google	Part Number	Pixel-2-2XL

## 1.2 Product Specification of Equipment Under Test

Standards-related Product Specification	
<b>Tx/Rx Frequency Range</b>	5180 MHz ~ 5240 MHz 5260 MHz ~ 5320 MHz 5500 MHz ~ 5720 MHz
<b>Maximum Output Power to Antenna</b>	<b>&lt;5180 MHz ~ 5240 MHz&gt;</b> 802.11a : 17.71 dBm / 0.0590 W 802.11n HT20 : 17.31 dBm / 0.0538 W 802.11n HT40 : 17.91 dBm / 0.0618 W 802.11ac VHT20: 17.41 dBm / 0.0551 W 802.11ac VHT40: 17.99 dBm / 0.0630 W 802.11ac VHT80: 17.71 dBm / 0.0590 W
	<b>&lt;5260 MHz ~ 5320 MHz&gt;</b> 802.11a : 20.11 dBm / 0.1026 W 802.11n HT20 : 19.91 dBm / 0.0979 W 802.11n HT40 : 19.61 dBm / 0.0914 W 802.11ac VHT20: 20.01 dBm / 0.1002 W 802.11ac VHT40: 19.71 dBm / 0.0935 W 802.11ac VHT80: 16.11 dBm / 0.0408 W
	<b>&lt;5500 MHz ~ 5720 MHz&gt;</b> 802.11a : 19.11 dBm / 0.0815 W 802.11n HT20 : 19.21 dBm / 0.0834 W 802.11n HT40 : 18.41 dBm / 0.0693 W 802.11ac VHT20: 19.31 dBm / 0.0853 W 802.11ac VHT40: 18.51 dBm / 0.0710 W 802.11ac VHT80: 18.91 dBm / 0.0778 W
<b>99% Occupied Bandwidth</b>	802.11a : 17.28 MHz 802.11ac VHT20 : 18.28 MHz 802.11ac VHT40 : 36.76 MHz 802.11ac VHT80 : 77.08 MHz
<b>Type of Modulation</b>	802.11a/n : OFDM (BPSK / QPSK / 16QAM / 64QAM) 802.11ac : OFDM (BPSK / QPSK / 16QAM / 64QAM / 256QAM)
<b>Antenna Type / Gain</b>	<b>&lt;5180 MHz ~ 5240 MHz&gt;</b> PIFA Antenna with gain 2.70 dBi <b>&lt;5260 MHz ~ 5320 MHz&gt;</b> PIFA Antenna with gain 2.70 dBi <b>&lt;5500 MHz ~ 5720 MHz &gt;</b> PIFA Antenna with gain 3.20 dBi

## 1.3 Modification of EUT

No modifications are made to the EUT during all test items.



### 1.4 Testing Location

<b>Test Site</b>	SPORTON INTERNATIONAL INC. EMC & Wireless Communications Laboratory	
<b>Test Site Location</b>	No.52, Huaya 1st Rd., Guishan Dist., Taoyuan City, Taiwan (R.O.C.) TEL: +886-3-327-3456 FAX: +886-3-328-4978	
<b>Test Site No.</b>	<b>Sporton Site No.</b>	
	TH05-HY	CO05-HY

**Note:** The test site complies with ANSI C63.4 2014 requirement.

<b>Test Site</b>	SPORTON INTERNATIONAL INC. EMC & Wireless Communications Laboratory	
<b>Test Site Location</b>	No.58, Aly. 75, Ln. 564, Wenhua 3rd, Rd., Guishan Dist., Taoyuan City, Taiwan (R.O.C.) TEL: +886-3-327-0868 FAX: +886-3-327-0855	
<b>Test Site No.</b>	<b>Sporton Site No.</b>	
	03CH12-HY	

**Note:** The test site complies with ANSI C63.4 2014 requirement.

FCC designation No.: TW1190 and TW0007

### 1.5 Applicable Standards

According to the specifications of the manufacturer, the EUT must comply with the requirements of the following standards:

- ♦ FCC Part 15 Subpart E
- ♦ FCC KDB 789033 D02 General UNII Test Procedures New Rules v02r01.
- ♦ FCC KDB 414788 D01 Radiated Test Site v01r01.
- ♦ ANSI C63.10-2013

**Remark:**

1. All test items were verified and recorded according to the standards and without any deviation during the test.
2. This EUT has also been tested and complied with the requirements of FCC Part 15, Subpart B, recorded in a separate test report.



## 2 Test Configuration of Equipment Under Test

- a. The EUT has been associated with peripherals and configuration operated in a manner tended to maximize its emission characteristics in a typical application. Frequency range investigated: conduction emission (150 kHz to 30 MHz), radiation emission (9 kHz to the 10th harmonic of the highest fundamental frequency or to 40 GHz, whichever is lower). For radiated measurement, pre-scanned in three orthogonal panels, X, Y, Z and Accessory. The worst cases (X plane with Adapter) were recorded in this report.
- b. AC power line Conducted Emission was tested under maximum output power.

### 2.1 Carrier Frequency and Channel

Frequency Band	Channel	Freq. (MHz)	Channel	Freq. (MHz)
5150-5250 MHz Band 1 (U-NII-1)	36	5180	44	5220
	38*	5190	46*	5230
	40	5200	48	5240
	42 <sup>#</sup>	5210		

Frequency Band	Channel	Freq. (MHz)	Channel	Freq. (MHz)
5250-5350 MHz Band 2 (U-NII-2A)	52	5260	60	5300
	54*	5270	62*	5310
	56	5280	64	5320
	58 <sup>#</sup>	5290		

Frequency Band	Channel	Freq. (MHz)	Channel	Freq. (MHz)
5470-5725 MHz Band 3 (U-NII-2C)	100	5500	112	5560
	102*	5510	116	5580
	104	5520	132	5660
	106 <sup>#</sup>	5530	134*	5670
	108	5540	136	5680
	110*	5550	140	5700





Frequency Band	Channel	Freq. (MHz)	Channel	Freq. (MHz)
TDWR Channel	118*	5590	124	5620
	120	5600	126*	5630
	122 <sup>#</sup>	5610	128	5640

Frequency Band	Channel	Freq. (MHz)	Channel	Freq. (MHz)
Straddle Channel	138 <sup>#</sup>	5690	144	5720
	142*	5710		

Note:

1. The above Frequency and Channel in "\*" were 802.11n HT40 and 802.11ac VHT40.
2. The above Frequency and Channel in "<sup>#</sup>" were 802.11ac VHT80.

## 2.2 Test Mode

Final test modes are considering the modulation and worse data rates as below table.

Modulation	Data Rate
802.11a	6 Mbps
802.11n HT20 (Covered by VHT20)	MCS0
802.11n HT40 (Covered by VHT40)	MCS0
802.11ac VHT20	MCS0
802.11ac VHT40	MCS0
802.11ac VHT80	MCS0

Test Cases	
AC Conducted Emission	Mode 1 : WLAN (5GHz) Link + Bluetooth Link + NFC On + Battery 1 + USB Cable 1 (Charging from AC Adapter)
<b>Remark:</b> For Radiated Test Cases, the tests were performed with Battery 1 and USB Cable 1.	



Ch. #		Band I : 5150-5250 MHz	Band II : 5250-5350 MHz	Band III : 5470-5725MHz
		802.11a	802.11a	802.11a
L	Low	36	52	100
M	Middle	44	60	116
H	High	48	64	140
Straddle		-	-	144

Ch. #		Band I : 5150-5250 MHz	Band II : 5250-5350 MHz	Band III : 5470-5725MHz
		802.11ac VHT20	802.11ac VHT20	802.11ac VHT20
L	Low	36	52	100
M	Middle	44	60	116
H	High	48	64	140
Straddle		-	-	144

Ch. #		Band I : 5150-5250 MHz	Band II : 5250-5350 MHz	Band III : 5470-5725MHz
		802.11ac VHT40	802.11ac VHT40	802.11ac VHT40
L	Low	38	54	102
M	Middle	-	-	110
H	High	46	62	134
Straddle		-	-	142

Ch. #		Band I : 5150-5250 MHz	Band II : 5250-5350 MHz	Band III : 5470-5725MHz
		802.11ac VHT80	802.11ac VHT80	802.11ac VHT80
L	Low	-	-	106
M	Middle	42	58	122
H	High	-	-	-
Straddle		-	-	138

Remark: For radiation spurious emission, the final modulation and the worst data rate was reference the max RF conducted power.



802.11a RF Output Power (dBm)										
Power vs. Channel			Power vs Data Rate							
Channel	Frequency (MHz)	Data Rate (bps)	Channel	Data Rate (bps)						
		6M		9M	12M	18M	24M	36M	48M	54M
CH 036	5180	17.71	CH 036	17.31	17.31	17.51	17.31	17.51	17.51	17.51
CH 044	5220	17.41								
CH 048	5240	17.51								
CH 052	5260	20.11	CH 052	19.81	19.91	20.01	19.81	19.91	19.91	19.81
CH 060	5300	19.91								
CH 064	5320	20.11								
CH 100	5500	18.91	CH 116	18.81	18.81	19.01	18.81	19.01	19.01	19.01
CH 116	5580	19.11								
CH 140	5700	16.01								
CH 144*	5720	19.11								

Note: The above Frequency and Channel in "\*" were straddle Channel.

802.11n HT20 RF Output Power (dBm)										
Power vs. Channel			Power vs Data Rate							
Channel	Frequency (MHz)	MCS Index	Channel	MCS Index						
		MCS0		MCS1	MCS2	MCS3	MCS4	MCS5	MCS6	MCS7
CH 036	5180	17.31	CH 036	16.91	17.11	17.01	17.21	16.91	16.91	16.81
CH 044	5220	17.01								
CH 048	5240	17.21								
CH 052	5260	19.51	CH 064	19.61	19.41	19.41	19.61	19.61	19.61	19.61
CH 060	5300	19.71								
CH 064	5320	19.91								
CH 100	5500	19.21	CH 100	18.71	19.01	19.01	19.11	18.71	18.71	18.71
CH 116	5580	18.91								
CH 140	5700	15.91								
CH 144*	5720	19.11								

Note: The above Frequency and Channel in "\*" were straddle Channel.



802.11n HT40 RF Output Power (dBm)										
Power vs. Channel			Power vs Data Rate							
Channel	Frequency (MHz)	MCS Index	Channel	MCS Index						
		MCS0		MCS1	MCS2	MCS3	MCS4	MCS5	MCS6	MCS7
CH 038	5190	17.91	CH 038	17.51	17.61	17.51	17.61	17.61	17.61	17.61
CH 046	5230	17.71								
CH 054	5270	19.61	CH 054	19.51	19.51	19.51	19.41	19.41	19.41	19.41
CH 062	5310	16.61								
CH 102	5510	17.81	CH 142*	18.31	18.31	18.31	18.31	18.31	18.31	18.31
CH 110	5550	18.11								
CH 134	5670	17.91								
CH 142*	5710	18.41								

Note: The above Frequency and Channel in "\*" were straddle Channel.

802.11ac VHT20 RF Output Power (dBm)											
Power vs. Channel			Power vs Data Rate								
Channel	Frequency (MHz)	MCS Index	Channel	MCS Index							
		MCS0		MCS1	MCS2	MCS3	MCS4	MCS5	MCS6	MCS7	MCS8
CH 036	5180	17.41	CH 036	16.91	17.11	17.21	17.31	17.31	17.31	17.31	17.31
CH 044	5220	17.11									
CH 048	5240	17.31									
CH 052	5260	19.61	CH 064	19.61	19.91	19.91	19.51	19.61	19.61	19.61	19.61
CH 060	5300	19.81									
CH 064	5320	20.01									
CH 100	5500	19.31	CH 100	19.21	19.01	19.01	19.11	19.11	19.11	19.11	19.21
CH 116	5580	19.01									
CH 140	5700	16.01									
CH 144*	5720	19.21									

Note: The above Frequency and Channel in "\*" were straddle Channel.



802.11ac VHT40 RF Output Power (dBm)												
Power vs. Channel			Power vs Data Rate									
Channel	Frequency (MHz)	MCS Index	Channel	MCS Index								
		MCS0		MCS1	MCS2	MCS3	MCS4	MCS5	MCS6	MCS7	MCS8	MCS9
CH 038	5190	17.99	CH 038	17.51	17.41	17.41	17.51	17.51	17.51	17.51	17.51	17.51
CH 046	5230	17.81		17.51	17.41	17.41	17.51	17.51	17.51	17.51	17.51	17.51
CH 054	5270	19.71	CH 054	19.51	19.51	19.41	19.01	19.01	19.01	18.91	18.91	18.91
CH 062	5310	16.71		19.51	19.51	19.41	19.01	19.01	19.01	18.91	18.91	18.91
CH 102	5510	17.91	CH 142*									
CH 110	5550	18.21		18.11	18.11	18.11	18.21	18.21	18.21	18.21	18.21	18.21
CH 134	5670	18.01		18.11	18.11	18.11	18.21	18.21	18.21	18.21	18.21	18.21
CH 142*	5710	18.51		18.11	18.11	18.11	18.21	18.21	18.21	18.21	18.21	18.21

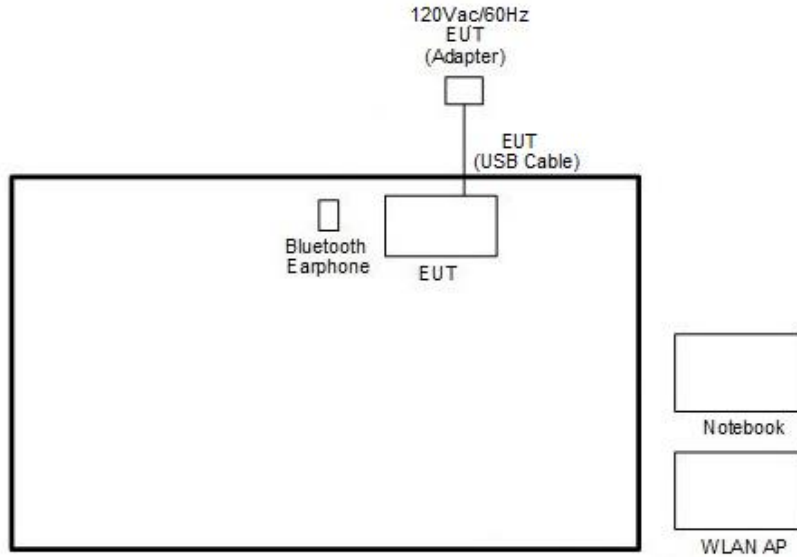
Note: The above Frequency and Channel in "\*" were straddle Channel.

802.11ac VHT80 RF Output Power (dBm)												
Power vs. Channel			Power vs Data Rate									
Channel	Frequency (MHz)	MCS Index	Channel	MCS Index								
		MCS0		MCS1	MCS2	MCS3	MCS4	MCS5	MCS6	MCS7	MCS8	MCS9
CH 042	5210	17.71	CH 042	17.31	17.41	17.51	17.41	17.41	17.41	17.41	17.41	17.41
CH 058	5290	16.11	CH 058	15.71	15.81	15.81	15.81	15.81	15.81	15.81	15.81	15.81
CH 106	5530	15.51	CH 138*									
CH 122	5610	18.61		18.61	18.61	18.61	18.41	18.41	18.41	18.41	18.41	18.41
CH 138*	5690	18.91		18.61	18.61	18.61	18.41	18.41	18.41	18.41	18.41	18.41

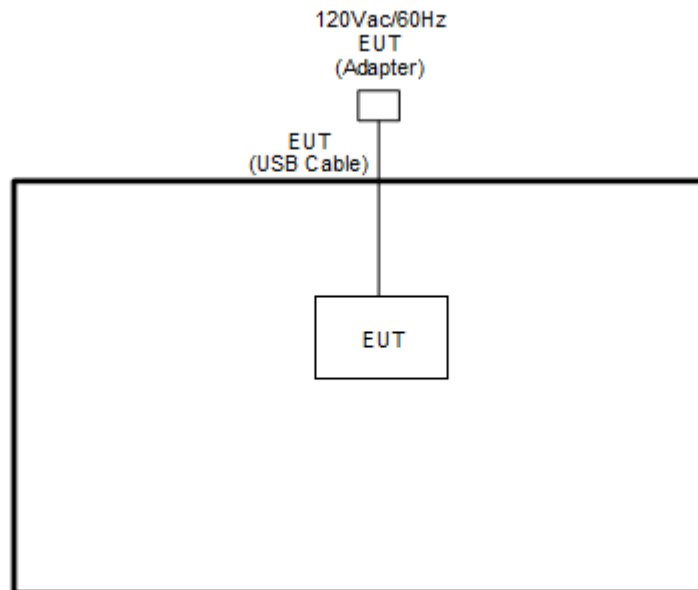
Note: The above Frequency and Channel in "\*" were straddle Channel.

## 2.3 Connection Diagram of Test System

<AC Conducted Emission Mode>



<WLAN Tx Mode>





## 2.4 Support Unit used in test configuration and system

Item	Equipment	Trade Name	Model Name	FCC ID	Data Cable	Power Cord
1.	Bluetooth Earphone	Sony Ericsson	MW600	PY7DDA-2029	N/A	N/A
2.	WLAN AP	ASUS	RT-AC66U	MSQ-RTAC66U	N/A	Unshielded, 1.8 m
3.	Notebook	DELL	Latitude 3400	FCC DoC	N/A	AC I/P: Unshielded, 1.2 m DC O/P: Shielded, 1.8 m
4.	SD Card	SanDisk	MicroSD HC	FCC DoC	N/A	N/A

## 2.5 EUT Operation Test Setup

The RF test items, utility “QRCT\_V3.0.298.0” was installed in Notebook which was programmed in order to make the EUT get into the engineering modes to provide channel selection, power level, data rate and the application type and for continuous transmitting signals.

## 2.6 Measurement Results Explanation Example

For all conducted test items:

The offset level is set in the spectrum analyzer to compensate the RF cable loss and attenuator factor between EUT conducted output port and spectrum analyzer. With the offset compensation, the spectrum analyzer reading level is exactly the EUT RF output level.

Example :

The spectrum analyzer offset is derived from RF cable loss and attenuator factor.

*Offset = RF cable loss + attenuator factor.*

Following shows an offset computation example with cable loss 4.2 dB and 10dB attenuator.

$$\begin{aligned} \text{Offset(dB)} &= \text{RF cable loss(dB)} + \text{attenuator factor(dB)}. \\ &= 4.2 + 10 = 14.2 \text{ (dB)} \end{aligned}$$

### 3 Test Result

#### 3.1 26dB & 99% Occupied Bandwidth Measurement

##### 3.1.1 Description of 26dB & 99% Occupied Bandwidth

This section is for reporting purpose only.

There is no restriction limits for bandwidth.

For Straddle Channel, according to KDB 789033 D02 General UNII Test Procedures New Rules v02r01, if the power and PSD of the devices are uniform and comply with the lower limits specified for the U-NII-2 bands, a single measurement over the entire emission bandwidth can be performed to show compliance.

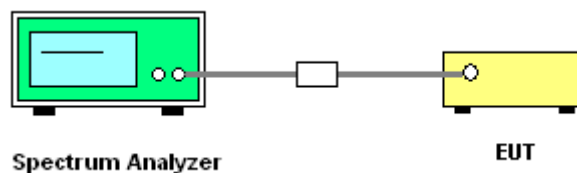
##### 3.1.2 Measuring Instruments

See list of measuring equipment of this test report.

##### 3.1.3 Test Procedures

1. The testing follows FCC KDB 789033 D02 General UNII Test Procedures New Rules v02r01. Section C) Emission bandwidth
2. Set RBW = approximately 1% of the emission bandwidth.
3. Set the VBW > RBW.
4. Detector = Peak.
5. Trace mode = max hold
6. Measure the maximum width of the emission that is 26 dB down from the peak of the emission. Compare this with the RBW setting of the analyzer. Readjust RBW and repeat measurement as needed until the RBW/EBW ratio is approximately 1%.
7. For 99% Bandwidth Measurement, the spectrum analyzer's resolution bandwidth (RBW) is set 1-5% of the emission bandwidth and set the Video bandwidth (VBW)  $\geq 3 * RBW$ .
8. Measure and record the results in the test report.

##### 3.1.4 Test Setup







3.1.5 Test Result of 26dB & 99% Occupied Bandwidth

Test Engineer :	Richard Qiu	Temperature :	21~25°C
		Relative Humidity :	51~54%

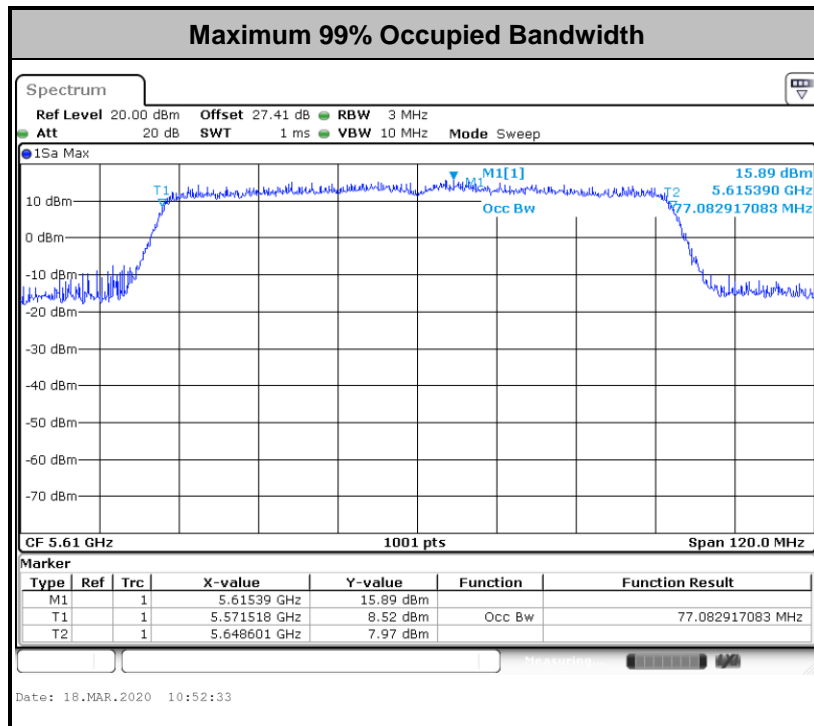
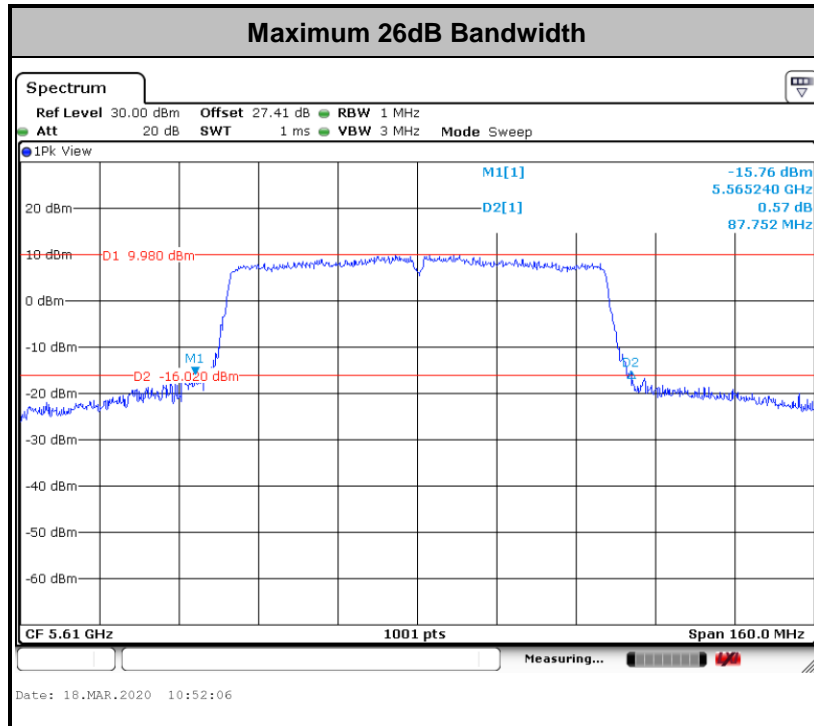
Band I single antenna														
Mod.	Data Rate	NTX	CH.	Freq. (MHz)	99% Bandwidth (MHz)		26 dB Bandwidth (MHz)		IC 99% Bandwidth Power Limit (dBm)		IC 99% Bandwidth EIRP Limit (dBm)		-	Note
					Ant 1	Ant 2	Ant 1	Ant 2	Ant 1	Ant 2	Ant 1	Ant 2		
11a	6Mbps	1	36	5180	17.28	-	28.72	-	-	-	22.38	-	-	-
11a	6Mbps	1	44	5220	17.13	-	27.12	-	-	-	22.34	-		
11a	6Mbps	1	48	5240	17.08	-	28.27	-	-	-	22.33	-		
VHT20	MCS0	1	36	5180	18.23	-	29.57	-	-	-	22.61	-		
VHT20	MCS0	1	44	5220	18.18	-	28.42	-	-	-	22.60	-		
VHT20	MCS0	1	48	5240	18.13	-	27.92	-	-	-	22.58	-		
VHT40	MCS0	1	38	5190	36.66	-	42.35	-	-	-	23.01	-		
VHT40	MCS0	1	46	5230	36.66	-	42.35	-	-	-	23.01	-		
VHT80	MCS0	1	42	5210	76.96	-	85.83	-	-	-	23.01	-		

Band II single antenna															
Mod.	Data Rate	NTX	CH.	Freq. (MHz)	99% Bandwidth (MHz)		26 dB Bandwidth (MHz)		IC 99% Bandwidth Power Limit (dBm)		IC 99% Bandwidth EIRP Limit (dBm)		FCC 26dB Bandwidth Power Limit (dBm)		Note
					Ant 1	Ant 2	Ant 1	Ant 2	Ant 1	Ant 2	Ant 1	Ant 2	Ant 1	Ant 2	
11a	6Mbps	1	52	5260	17.28	-	28.87	-	23.38	-	29.38	-	23.98	-	-
11a	6Mbps	1	60	5300	17.08	-	27.27	-	23.33	-	29.33	-	23.98	-	
11a	6Mbps	1	64	5320	17.13	-	28.12	-	23.34	-	29.34	-	23.98	-	
VHT20	MCS0	1	52	5260	18.13	-	29.17	-	23.58	-	29.58	-	23.98	-	
VHT20	MCS0	1	60	5300	18.13	-	27.72	-	23.58	-	29.58	-	23.98	-	
VHT20	MCS0	1	64	5320	18.28	-	28.82	-	23.62	-	29.62	-	23.98	-	
VHT40	MCS0	1	54	5270	36.76	-	42.53	-	23.98	-	30.00	-	23.98	-	
VHT40	MCS0	1	62	5310	36.56	-	41.90	-	23.98	-	30.00	-	23.98	-	
VHT80	MCS0	1	58	5290	76.84	-	84.08	-	23.98	-	30.00	-	23.98	-	



Band III single antenna																
Mod.	Data Rate	NTX	CH.	Freq. (MHz)	99% Bandwidth In U-NII 2C (MHz)		26 dB Bandwidth In U-NII 2C (MHz)		IC 99% Bandwidth Power Limit (dBm)		IC 99% Bandwidth EIRP Limit (dBm)		FCC 26dB Bandwidth Power Limit (dBm)		6 dB Bandwidth for Straddle Channel (MHz)	
					Ant 1	Ant 2	Ant 1	Ant 2	Ant 1	Ant 2	Ant 1	Ant 2	Ant 1	Ant 2	Ant 1	Ant 2
11a	6Mbps	1	100	5500	16.98	-	26.17	-	23.30	-	29.30	-	23.98	-	----	----
11a	6Mbps	1	116	5580	17.13	-	28.22	-	23.34	-	29.34	-	23.98	-	----	----
11a	6Mbps	1	140	5700	17.13	-	28.12	-	23.34	-	29.34	-	23.98	-	----	----
VHT20	MCS0	1	100	5500	18.18	-	28.52	-	23.60	-	29.60	-	23.98	-	----	----
VHT20	MCS0	1	116	5580	18.28	-	28.37	-	23.62	-	29.62	-	23.98	-	----	----
VHT20	MCS0	1	140	5700	18.13	-	27.07	-	23.58	-	29.58	-	23.98	-	----	----
VHT40	MCS0	1	102	5510	36.56	-	42.26	-	23.98	-	30.00	-	23.98	-	----	----
VHT40	MCS0	1	110	5550	36.66	-	41.90	-	23.98	-	30.00	-	23.98	-	----	----
VHT40	MCS0	1	134	5670	36.66	-	42.08	-	23.98	-	30.00	-	23.98	-	----	----
VHT80	MCS0	1	106	5530	76.84	-	84.24	-	23.98	-	30.00	-	23.98	-	----	----
VHT80	MCS0	1	122	5610	77.08	-	87.75	-	23.98	-	30.00	-	23.98	-	----	----

Band III straddle channel single antenna																
Mod.	Data Rate	NTX	CH.	Freq. (MHz)	99% Bandwidth In U-NII 2C (MHz)		26 dB Bandwidth In U-NII 2C (MHz)		IC 99% Bandwidth Power Limit (dBm)		IC 99% Bandwidth EIRP Limit (dBm)		FCC 26dB Bandwidth Power Limit (dBm)		6 dB Bandwidth for Straddle Channel (MHz)	
					Ant 1	Ant 2	Ant 1	Ant 2	Ant 1	Ant 2	Ant 1	Ant 2	Ant 1	Ant 2	Ant 1	Ant 2
11a	6Mbps	1	144	5720	13.79	-	19.04	-	22.40	-	28.40	-	23.80	-	3.192	-
VHT20	MCS0	1	144	5720	14.19	-	19.94	-	22.52	-	28.52	-	23.98	-	3.791	-
VHT40	MCS0	1	142	5710	33.28	-	36.04	-	23.98	-	30.00	-	23.98	-	3.162	-
VHT80	MCS0	1	138	5690	73.48	-	78.80	-	23.98	-	30.00	-	23.98	-	2.565	-



**Note:** The occupied channel bandwidth is maintained within the band of operation for all of the modulations.



## 3.2 Maximum Conducted Output Power Measurement

### 3.2.1 Limit of Maximum Conducted Output Power

<FCC 14-30 CFR 15.407>

**For the 5.15–5.25 GHz bands:**

- For mobile and portable client devices in the 5.15–5.25 GHz band, the maximum conducted output power over the frequency band of operation shall not exceed 250 mW. For an indoor access point operating in the band 5.15-5.25 GHz, the maximum conducted output power over the frequency band of operation shall not exceed 1 W.

**For the 5.25–5.725 GHz bands:**

- The maximum conducted output power over the frequency bands of operation shall not exceed the lesser of 250 mW or 11 dBm 10 log B, where B is the 26 dB emission bandwidth in megahertz.

For Straddle Channel, according to KDB 789033 D02 General UNII Test Procedures New Rules v02r01, if the power and PSD of the devices are uniform and comply with the lower limits specified for the U-NII-2 bands, a single measurement over the entire emission bandwidth can be performed to show compliance.

If transmitting antennas of directional gain greater than 6 dBi are used, the peak output power shall be reduced by the amount in dB that the directional gain of the antenna exceeds 6 dBi.

Note that U-NII-2 band, devices with a maximum e.i.r.p. greater than 500 mW shall implement TPC in order to have the capability to operate at least 6 dB below the maximum permitted e.i.r.p. of 1 W.

### 3.2.2 Measuring Instruments

See list of measuring equipment of this test report.

### 3.2.3 Test Procedures

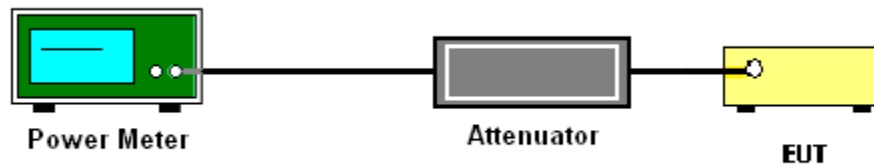
The testing follows Method PM-G of FCC KDB 789033 D02 General UNII Test Procedures New Rules v02r01.

Method PM-G (Measurement using an RF average power meter):

1. Measurement is performed using a wideband RF power meter.
2. The EUT is configured to transmit at its maximum power control level.
3. Measure the average power of the transmitter
4. Since the measurement is made only during the ON time of the transmitter, no duty cycle correction factor is required.

For Straddle Channel, according to KDB 789033 D02 General UNII Test Procedures New Rules v02r01, if the power and PSD of the devices are uniform and comply with the lower limits specified for the U-NII-2 bands, a single measurement over the entire emission bandwidth can be performed to show compliance.

### 3.2.4 Test Setup





3.2.5 Test Result of Maximum Conducted Output Power

Test Engineer :	Richard Qiu	Temperature :	21~25°C
		Relative Humidity :	51~54%

FCC Band I single antenna												
Mod.	Data Rate	NTX	CH.	Freq. (MHz)	Average Conducted Power (dBm)			FCC Conducted Power Limit (dBm)		DG (dBi)		Pass/Fail
					Ant 1	Ant 2	SUM	Ant 1	Ant 2	Ant 1	Ant 2	
11a	6Mbps	1	36	5180	17.71	-	-	24.00	-	2.70	-	Pass
11a	6Mbps	1	44	5220	17.41	-	-	24.00	-	2.70	-	Pass
11a	6Mbps	1	48	5240	17.51	-	-	24.00	-	2.70	-	Pass
HT20	MCS0	1	36	5180	17.31	-	-	24.00	-	2.70	-	Pass
HT20	MCS0	1	44	5220	17.01	-	-	24.00	-	2.70	-	Pass
HT20	MCS0	1	48	5240	17.21	-	-	24.00	-	2.70	-	Pass
HT40	MCS0	1	38	5190	17.91	-	-	24.00	-	2.70	-	Pass
HT40	MCS0	1	46	5230	17.71	-	-	24.00	-	2.70	-	Pass
VHT20	MCS0	1	36	5180	17.41	-	-	24.00	-	2.70	-	Pass
VHT20	MCS0	1	44	5220	17.11	-	-	24.00	-	2.70	-	Pass
VHT20	MCS0	1	48	5240	17.31	-	-	24.00	-	2.70	-	Pass
VHT40	MCS0	1	38	5190	17.99	-	-	24.00	-	2.70	-	Pass
VHT40	MCS0	1	46	5230	17.81	-	-	24.00	-	2.70	-	Pass
VHT80	MCS0	1	42	5210	17.71	-	-	24.00	-	2.70	-	Pass



FCC Band II single antenna													
Mod.	Data Rate	NTX	CH.	Freq. (MHz)	Average Conducted Power (dBm)			FCC Conducted Power Limit (dBm)		DG (dBi)		EIRP Power Limit (dBm)	Pass/Fail
					Ant 1	Ant 2	SUM	Ant 1	Ant 2	Ant 1	Ant 2		
11a	6Mbps	1	52	5260	20.11	-	-	23.98	-	2.70	-	30	Pass
11a	6Mbps	1	60	5300	19.91	-	-	23.98	-	2.70	-	30	Pass
11a	6Mbps	1	64	5320	20.11	-	-	23.98	-	2.70	-	30	Pass
HT20	MCS0	1	52	5260	19.51	-	-	23.98	-	2.70	-	30	Pass
HT20	MCS0	1	60	5300	19.71	-	-	23.98	-	2.70	-	30	Pass
HT20	MCS0	1	64	5320	19.91	-	-	23.98	-	2.70	-	30	Pass
HT40	MCS0	1	54	5270	19.61	-	-	23.98	-	2.70	-	30	Pass
HT40	MCS0	1	62	5310	16.61	-	-	23.98	-	2.70	-	30	Pass
VHT20	MCS0	1	52	5260	19.61	-	-	23.98	-	2.70	-	30	Pass
VHT20	MCS0	1	60	5300	19.81	-	-	23.98	-	2.70	-	30	Pass
VHT20	MCS0	1	64	5320	20.01	-	-	23.98	-	2.70	-	30	Pass
VHT40	MCS0	1	54	5270	19.71	-	-	23.98	-	2.70	-	30	Pass
VHT40	MCS0	1	62	5310	16.71	-	-	23.98	-	2.70	-	30	Pass
VHT80	MCS0	1	58	5290	16.11	-	-	23.98	-	2.70	-	30	Pass



FCC Band III single antenna													
Mod.	Data Rate	NTX	CH.	Freq. (MHz)	Average Conducted Power (dBm)			FCC Conducted Power Limit (dBm)		DG (dBi)		EIRP Power Limit (dBm)	Pass/Fail
					Ant 1	Ant 2	SUM	Ant 1	Ant 2	Ant 1	Ant 2		
11a	6Mbps	1	100	5500	18.91	-	-	23.98	-	3.20	-	30	Pass
11a	6Mbps	1	116	5580	19.11	-		23.98	-	3.20	-	30	Pass
11a	6Mbps	1	140	5700	16.01	-		23.98	-	3.20	-	30	Pass
HT20	MCS0	1	100	5500	19.21	-		23.98	-	3.20	-	30	Pass
HT20	MCS0	1	116	5580	18.91	-		23.98	-	3.20	-	30	Pass
HT20	MCS0	1	140	5700	15.91	-		23.98	-	3.20	-	30	Pass
HT40	MCS0	1	102	5510	17.81	-		23.98	-	3.20	-	30	Pass
HT40	MCS0	1	110	5550	18.11	-		23.98	-	3.20	-	30	Pass
HT40	MCS0	1	134	5670	17.91	-		23.98	-	3.20	-	30	Pass
VHT20	MCS0	1	100	5500	19.31	-		23.98	-	3.20	-	30	Pass
VHT20	MCS0	1	116	5580	19.01	-		23.98	-	3.20	-	30	Pass
VHT20	MCS0	1	140	5700	16.01	-		23.98	-	3.20	-	30	Pass
VHT40	MCS0	1	102	5510	17.91	-		23.98	-	3.20	-	30	Pass
VHT40	MCS0	1	110	5550	18.21	-		23.98	-	3.20	-	30	Pass
VHT40	MCS0	1	134	5670	18.01	-		23.98	-	3.20	-	30	Pass
VHT80	MCS0	1	106	5530	15.51	-		23.98	-	3.20	-	30	Pass
VHT80	MCS0	1	122	5610	18.61	-		23.98	-	3.20	-	30	Pass

FCC Band III straddle channel single antenna													
Mod.	Data Rate	NTX	CH.	Freq. (MHz)	Average Conducted Power (dBm)			FCC Conducted Power Limit (dBm)		DG (dBi)		EIRP Power Limit (dBm)	Pass/Fail
					Ant 1	Ant 2	SUM	Ant 1	Ant 2	Ant 1	Ant 2		
11a	6Mbps	1	144	5720	19.11	-	-	23.80	-	3.20	-	30	Pass
HT20	MCS0	1	144	5720	19.11	-		23.98	-	3.20	-	30	Pass
HT40	MCS0	1	142	5710	18.41	-		23.98	-	3.20	-	30	Pass
VHT20	MCS0	1	144	5720	19.21	-		23.98	-	3.20	-	30	Pass
VHT40	MCS0	1	142	5710	18.51	-		23.98	-	3.20	-	30	Pass
VHT80	MCS0	1	138	5690	18.91	-		23.98	-	3.20	-	30	Pass





### 3.3 Power Spectral Density Measurement

#### 3.3.1 Limit of Power Spectral Density

<FCC 14-30 CFR 15.407>

**For the 5.15–5.25 GHz bands:**

For mobile and portable client devices in the 5.15–5.25 GHz band, the maximum power spectral density shall not exceed 11 dBm in any 1.0 MHz band. For an indoor access point operating in the band 5.15-5.25 GHz, the maximum power spectral density shall not exceed 17 dBm in any 1.0 MHz band.

**For the 5.25–5.725 GHz bands:**

The maximum power spectral density shall not exceed 11 dBm in any 1.0 MHz band.

For Straddle Channel, according to KDB 789033 D02 General UNII Test Procedures New Rules v02r01, if the power and PSD of the devices are uniform and comply with the lower limits specified for the U-NII-2 bands, a single measurement over the entire emission bandwidth can be performed to show compliance.

If transmitting antennas of directional gain greater than 6 dBi are used, the peak output power shall be reduced by the amount in dB that the directional gain of the antenna exceeds 6 dBi.

#### 3.3.2 Measuring Instruments

See list of measuring equipment of this test report.

### 3.3.3 Test Procedures

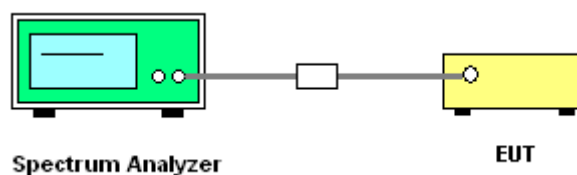
The testing follows FCC KDB 789033 D02 General UNII Test Procedures New Rules v02r01.  
Section F) Maximum power spectral density.

#### # Method SA-3 #

(power averaging (rms) detection with max hold):

- Set span to encompass the entire emission bandwidth (EBW) of the signal.
  - Set RBW = 1 MHz.
  - Set VBW  $\geq$  3 MHz
  - Number of points in sweep  $\geq$  2 Span / RBW.
  - Sweep time  $\leq$  (number of points in sweep)  $\times$  T, when duty cycle is less than 98 percent where T is the minimum transmission duration over which the transmitter is on and is transmitting at its maximum power control level for the tested mode of operation.
  - Detector = power averaging (rms).
  - Trace mode = max hold.
  - Allow max hold to run for at least 60 seconds, or longer as needed to allow the trace to stabilize.
1. The RF output of EUT was connected to the spectrum analyzer by a low loss cable.
  2. Each plot has already offset with cable loss, and attenuator loss. Measure the PPSD and record it.

### 3.3.4 Test Setup





3.3.5 Test Result of Power Spectral Density

Test Engineer :	Richard Qiu	Temperature :	21~25°C
		Relative Humidity :	51~54%

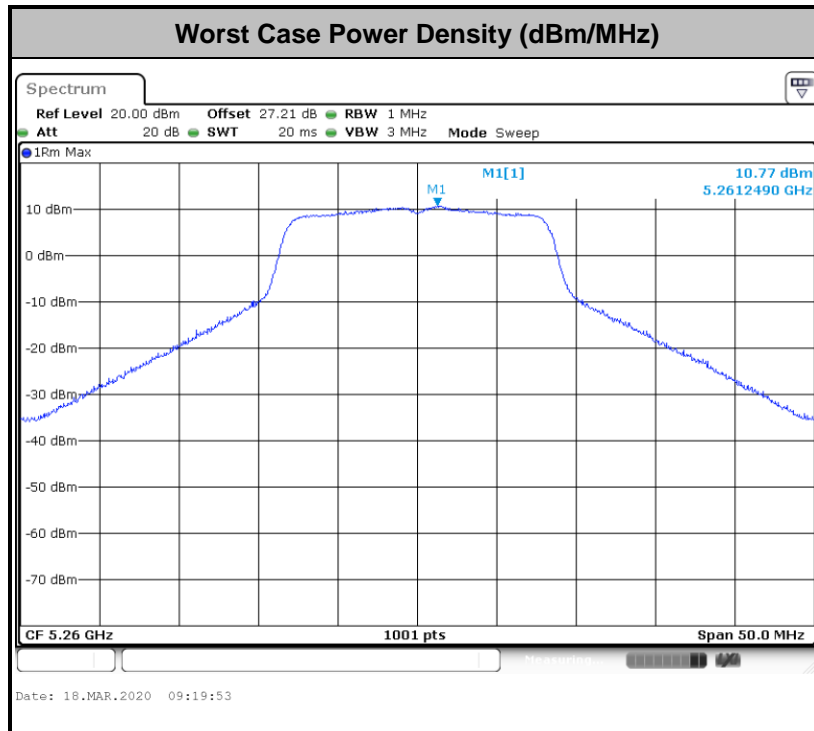
FCC Band I single antenna													
Mod.	Data Rate	NTX	CH.	Freq. (MHz)	Average Power Density (dBm/MHz)			Average PSD Limit (dBm/MHz)		DG (dBi)		-	Pass /Fail
					Ant 1	Ant 2	SUM	Ant 1	Ant 2	Ant 1	Ant 2		
11a	6Mbps	1	36	5180	7.37	-	-	11.00	-	2.70	-	-	Pass
11a	6Mbps	1	44	5220	7.25	-	-	11.00	-	2.70	-	-	Pass
11a	6Mbps	1	48	5240	7.56	-	-	11.00	-	2.70	-	-	Pass
VHT20	MCS0	1	36	5180	7.43	-	-	11.00	-	2.70	-	-	Pass
VHT20	MCS0	1	44	5220	7.24	-	-	11.00	-	2.70	-	-	Pass
VHT20	MCS0	1	48	5240	7.34	-	-	11.00	-	2.70	-	-	Pass
VHT40	MCS0	1	38	5190	4.75	-	-	11.00	-	2.70	-	-	Pass
VHT40	MCS0	1	46	5230	4.34	-	-	11.00	-	2.70	-	-	Pass
VHT80	MCS0	1	42	5210	1.48	-	-	11.00	-	2.70	-	-	Pass

Band II single antenna													
Mod.	Data Rate	NTX	CH.	Freq. (MHz)	Average Power Density (dBm/MHz)			Average PSD Limit (dBm/MHz)		DG (dBi)		-	Pass /Fail
					Ant 1	Ant 2	SUM	Ant 1	Ant 2	Ant 1	Ant 2		
11a	6Mbps	1	52	5260	10.77	-	-	11.00	-	2.70	-	-	Pass
11a	6Mbps	1	60	5300	10.39	-	-	11.00	-	2.70	-	-	Pass
11a	6Mbps	1	64	5320	10.67	-	-	11.00	-	2.70	-	-	Pass
VHT20	MCS0	1	52	5260	10.21	-	-	11.00	-	2.70	-	-	Pass
VHT20	MCS0	1	60	5300	10.14	-	-	11.00	-	2.70	-	-	Pass
VHT20	MCS0	1	64	5320	10.64	-	-	11.00	-	2.70	-	-	Pass
VHT40	MCS0	1	54	5270	6.58	-	-	11.00	-	2.70	-	-	Pass
VHT40	MCS0	1	62	5310	3.40	-	-	11.00	-	2.70	-	-	Pass
VHT80	MCS0	1	58	5290	-0.07	-	-	11.00	-	2.70	-	-	Pass



Band III single antenna													
Mod.	Data Rate	NTX	CH.	Freq. (MHz)	Average Power Density (dBm/MHz)			Average PSD Limit (dBm/MHz)		DG (dBi)		-	Pass /Fail
					Ant 1	Ant 2	SUM	Ant 1	Ant 2	Ant 1	Ant 2		
11a	6Mbps	1	100	5500	9.26	-	-	11.00	-	3.20	-	Pass	
11a	6Mbps	1	116	5580	9.84	-		11.00	-	3.20	-	Pass	
11a	6Mbps	1	140	5700	6.61	-		11.00	-	3.20	-	Pass	
VHT20	MCS0	1	100	5500	9.57	-		11.00	-	3.20	-	Pass	
VHT20	MCS0	1	116	5580	9.50	-		11.00	-	3.20	-	Pass	
VHT20	MCS0	1	140	5700	6.17	-		11.00	-	3.20	-	Pass	
VHT40	MCS0	1	102	5510	4.48	-		11.00	-	3.20	-	Pass	
VHT40	MCS0	1	110	5550	4.97	-		11.00	-	3.20	-	Pass	
VHT40	MCS0	1	134	5670	4.83	-		11.00	-	3.20	-	Pass	
VHT80	MCS0	1	106	5530	-0.52	-		11.00	-	3.20	-	Pass	
VHT80	MCS0	1	122	5610	2.88	-	11.00	-	3.20	-	Pass		

Band III straddle channel single antenna													
Mod.	Data Rate	NTX	CH.	Freq. (MHz)	Average Power Density (dBm/MHz)			Average PSD Limit (dBm/MHz)		DG (dBi)		-	Pass /Fail
					Ant 1	Ant 2	SUM	Ant 1	Ant 2	Ant 1	Ant 2		
11a	6Mbps	1	144	5720	9.54	-	-	11.00	-	3.20	-	Pass	
VHT20	MCS0	1	144	5720	9.34	-		11.00	-	3.20	-	Pass	
VHT40	MCS0	1	142	5710	5.27	-		11.00	-	3.20	-	Pass	
VHT80	MCS0	1	138	5690	3.30	-		11.00	-	3.20	-	Pass	



**Note:** Average Power Density (dB) = Measured value+ Duty Factor



### 3.4 Unwanted Emissions Measurement

This section is to measure unwanted emissions through radiated measurement for band edge spurious emissions and out of band emissions measurement.

#### 3.4.1 Limit of Unwanted Emissions

- (1) For transmitters operating in the 5150-5250 MHz band: all emissions outside of the 5150-5350 MHz band shall not exceed an EIRP of -27dBm/MHz.

For transmitters operating in the 5250-5350 MHz band: all emissions outside of the 5150-5350 MHz band shall not exceed an EIRP of -27 dBm/MHz. Devices operating in the 5250-5350 MHz band that generate emissions in the 5150-5250 MHz band must meet all applicable technical requirements for operation in the 5150-5250 MHz band (including indoor use) or alternatively meet an out-of-band emission EIRP limit of -27 dBm/MHz in the 5150-5250 MHz band.

For transmitters operating in the 5470-5600 MHz and 5650-5725MHz band: all emissions outside of the 5470-5600 MHz and 5650-5725MHz band shall not exceed an EIRP of -27 dBm/MHz.

- (2) Unwanted spurious emissions fallen in restricted bands shall comply with the general field strength limits as below table:

Frequency (MHz)	Field Strength (microvolts/meter)	Measurement Distance (meters)
0.009 – 0.490	2400/F(kHz)	300
0.490 – 1.705	24000/F(kHz)	30
1.705 – 30.0	30	30
30 – 88	100	3
88 – 216	150	3
216 - 960	200	3
Above 960	500	3

**Note:** The following formula is used to convert the EIRP to field strength.

$$E = \frac{1000000\sqrt{30P}}{3} \text{ } \mu\text{V/m, where P is the eirp (Watts)}$$



EIRP (dBm)	Field Strength at 3m (dBμV/m)
- 27	68.3

(3) KDB789033 D02 v02r01 G)2)c)

- (i) Sections 15.407(b)(1-3) specifies the unwanted emissions limit for the U-NII-1 and U-NII-2 bands. As specified, emissions above 1000 MHz that are outside of the restricted bands are subject to a peak emission limit of -27 dBm/MHz.
- (ii) Section 15.407(b)(4) specifies the unwanted emissions limit for the U-NII-3 band. A band emissions mask is specified in Section 15.407(b)(4)(i). The emission limits are based on the use of a peak detector.

### 3.4.2 Measuring Instruments

See list of measuring equipment of this test report.

### 3.4.3 Test Procedures

1. The testing follows FCC KDB 789033 D02 General UNII Test Procedures New Rules v02r01. Section G) Unwanted emissions measurement.

(1) Procedure for Unwanted Emissions Measurements Below 1000MHz

- RBW = 120 kHz
- VBW = 300 kHz
- Detector = Peak
- Trace mode = max hold

(2) Procedure for Peak Unwanted Emissions Measurements Above 1000 MHz

- RBW = 1 MHz
- VBW ≥ 3 MHz
- Detector = Peak
- Sweep time = auto
- Trace mode = max hold



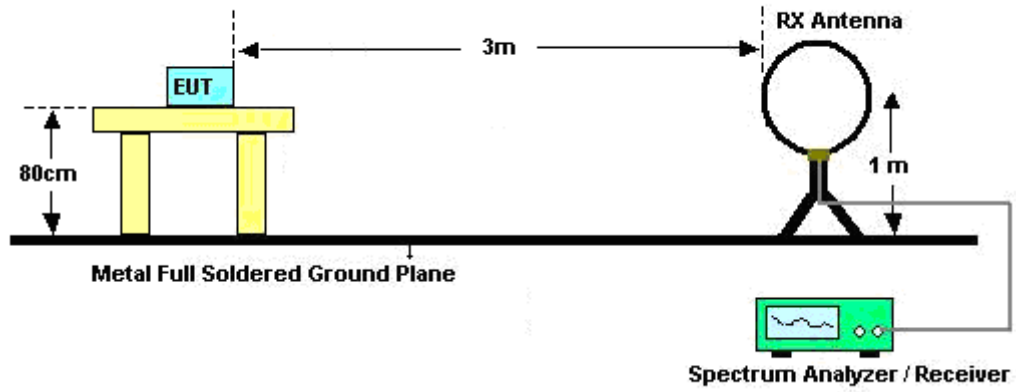
(3) Procedures for Average Unwanted Emissions Measurements Above 1000MHz

- RBW = 1 MHz
  - VBW = 10 Hz, when duty cycle is no less than 98 percent.
  - $VBW \geq 1/T$ , when duty cycle is less than 98 percent where T is the minimum transmission duration over which the transmitter is on and is transmitting at its maximum power control level for the tested mode of operation.
2. The EUT was placed on a turntable with 0.8 meter for frequency below 1GHz and 1.5 meter for frequency above 1GHz respectively above ground.
  3. The EUT was set 3 meters from the interference receiving antenna which was mounted on the top of a variable height antenna tower.
  4. The antenna is a broadband antenna and its height is adjusted between one meter and four meters above ground to find the maximum value of the field strength for both horizontal polarization and vertical polarization of the antenna.
  5. For each suspected emission, the EUT was arranged to its worst case and then adjust the antenna tower (from 1 m to 4 m) and turntable (from 0 degree to 360 degrees) to find the maximum reading.
  6. For testing below 1GHz, if the emission level of the EUT in peak mode was 3 dB lower than the limit specified, then peak values of EUT will be reported, otherwise, the emissions will be repeated one by one using the CISPR quasi-peak method and reported.
  7. For testing above 1GHz, the emission level of the EUT in peak mode was 20dB lower than average limit (that means the emission level in average mode also complies with the limit in average mode), then peak values of EUT will be reported, otherwise, the emissions will be measured in average mode again and reported.

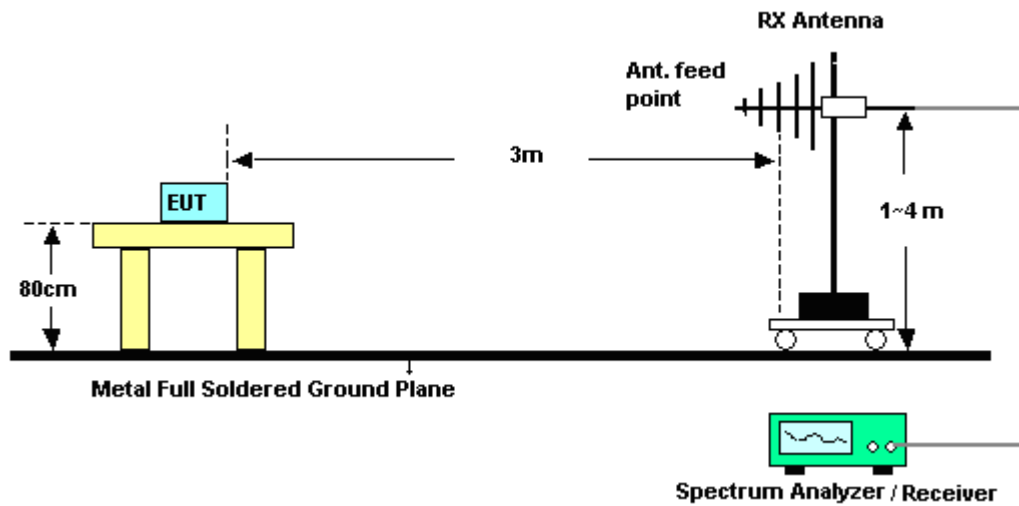


### 3.4.4 Test Setup

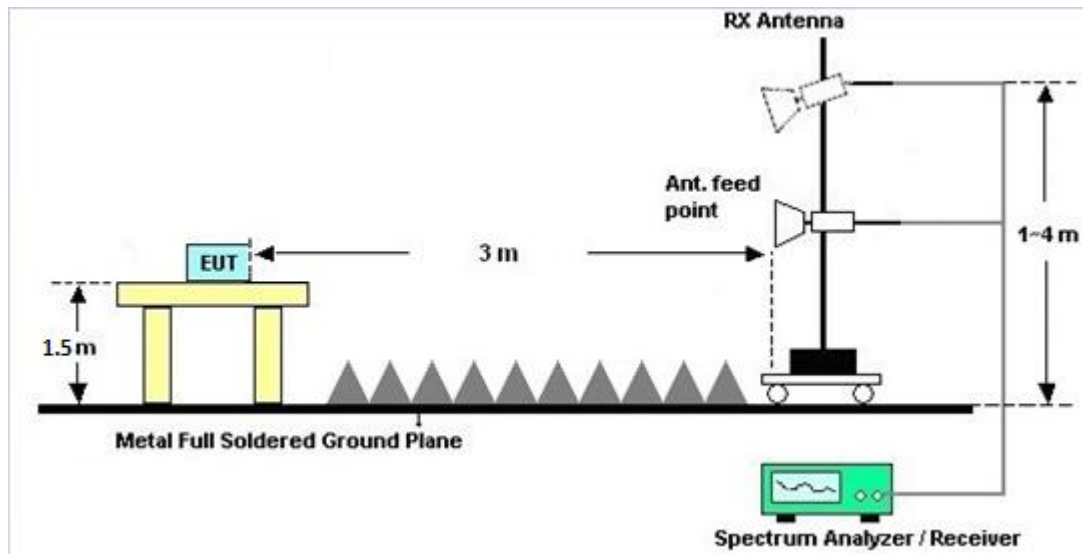
For radiated emissions below 30MHz



For radiated emissions from 30MHz to 1GHz



**For radiated emissions above 1GHz**



**3.4.5 Test Results of Radiated Spurious Emissions (9 kHz ~ 30 MHz)**

The low frequency, which started from 9 kHz to 30MHz, was pre-scanned and the result which was 20dB lower than the limit line was not reported.

There is a comparison data of both open-field test site and alternative test site - semi-Anechoic chamber according to 414788 D01 Radiated Test Site v01r01, and the result came out very similar.

**3.4.6 Test Result of Radiated Spurious at Band Edges**

Please refer to Appendix B and C.

**3.4.7 Duty Cycle**

Please refer to Appendix D.

**3.4.8 Test Result of Radiated Spurious Emissions (30MHz ~ 10th Harmonic)**

Please refer to Appendix B and C.



### 3.5 AC Conducted Emission Measurement

#### 3.5.1 Limit of AC Conducted Emission

For equipment that is designed to be connected to the public utility (AC) power line, the radio frequency voltage that is conducted back onto the AC power line on any frequency or frequencies within the band 150 kHz to 30 MHz shall not exceed the limits in the following table.

Frequency of emission (MHz)	Conducted limit (dB $\mu$ V)	
	Quasi-peak	Average
0.15-0.5	66 to 56*	56 to 46*
0.5-5	56	46
5-30	60	50

\*Decreases with the logarithm of the frequency.

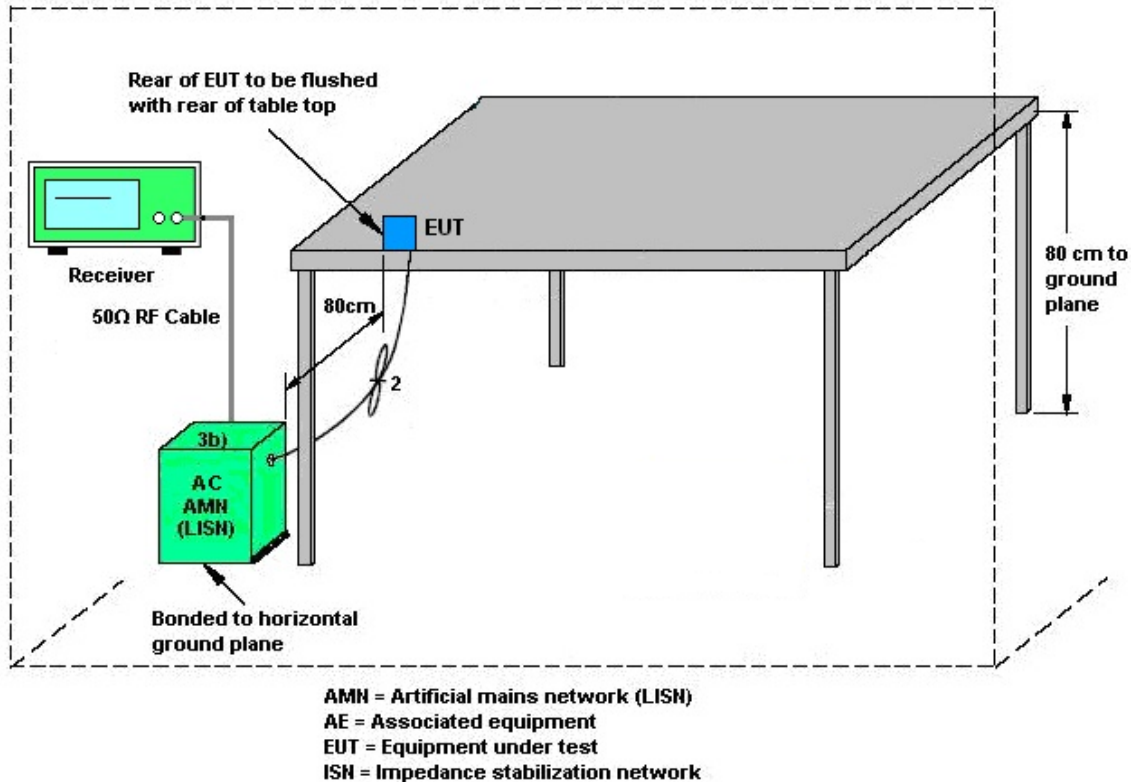
#### 3.5.2 Measuring Instruments

See list of measuring equipment of this test report.

#### 3.5.3 Test Procedures

1. The EUT was placed 0.4 meter from the conducting wall of the shielding room was kept at least 80 centimeters from any other grounded conducting surface.
2. Connect EUT to the power mains through a line impedance stabilization network (LISN).
3. All the support units are connecting to the other LISN.
4. The LISN provides 50 ohm coupling impedance for the measuring instrument.
5. The FCC states that a 50 ohm, 50 microhenry LISN should be used.
6. Both sides of AC line were checked for maximum conducted interference.
7. The frequency range from 150 kHz to 30 MHz was searched.
8. Set the test-receiver system to Peak Detect Function and specified bandwidth with Maximum Hold Mode.

### 3.5.4 Test Setup



### 3.5.5 Test Result of AC Conducted Emission

Please refer to Appendix A.



## **3.6 Automatically Discontinue Transmission**

### **3.6.1 Limit of Automatically Discontinue Transmission**

The device shall automatically discontinue transmission in case of either absence of information to transmit or operational failure. These provisions are not intended to preclude the transmission of control or signaling information or the use of repetitive codes used by certain digital technologies to complete frame or burst intervals. Applicants shall include in their application for equipment authorization to describe how this requirement is met.

### **3.6.2 Measuring Instruments**

See list of measuring equipment of this test report.

### **3.6.3 Test Result of Automatically Discontinue Transmission**

While the EUT is not transmitting any information, the EUT can automatically discontinue transmission and become standby mode for power saving. The EUT can detect the controlling signal of ACK message transmitting from remote device and verify whether it shall resend or discontinue transmission.



## **3.7 Antenna Requirements**

### **3.7.1 Standard Applicable**

If transmitting antenna directional gain is greater than 6 dBi, both the peak transmit power and the peak power spectral density shall be reduced by the amount in dB that the directional gain of the antenna exceeds 6 dBi.

### **3.7.2 Antenna Anti-Replacement Construction**

An embedded-in antenna design is used.

### **3.7.3 Antenna Gain**

The antenna peak gain of EUT is less than 6 dBi. Therefore, it is not necessary to reduce maximum peak output power limit.



## 4 List of Measuring Equipment

Instrument	Manufacturer	Model No.	Serial No.	Characteristics	Calibration Date	Test Date	Due Date	Remark
Hygrometer	Testo	608-H2	41410069	N/A	Jun. 17, 2019	Mar. 17, 2020~ Apr. 28, 2020	Jun. 16, 2020	Conducted (TH05-HY)
Power Sensor	DARE	RPR3006W	16I00054S NO10	10MHz~6GHz	Dec. 23, 2019	Mar. 17, 2020~ Apr. 28, 2020	Dec. 22, 2020	Conducted (TH05-HY)
Signal Analyzer	Rohde & Schwarz	FSV40	101566	10Hz~40GHz	Jul. 15, 2019	Mar. 17, 2020~ Apr. 28, 2020	Jul. 14, 2020	Conducted (TH05-HY)
Switch Box & RF Cable	Burgeon	ETF-058	EC130048 4	N/A	Aug. 22, 2019	Mar. 17, 2020~ Apr. 28, 2020	Aug. 21, 2020	Conducted (TH05-HY)
AC Power Source	ChainTek	APC-1000W	N/A	N/A	N/A	Mar. 18, 2020	N/A	Conduction (CO05-HY)
EMI Test Receiver	Rohde & Schwarz	ESR3	102388	9kHz~3.6GHz	Nov. 15, 2019	Mar. 18, 2020	Nov. 14, 2020	Conduction (CO05-HY)
Hygrometer	Testo	608-H1	34913912	N/A	Nov. 20, 2019	Mar. 18, 2020	Nov. 19, 2020	Conduction (CO05-HY)
LISN	Rohde & Schwarz	ENV216	100080	9kHz~30MHz	Nov. 20, 2019	Mar. 18, 2020	Nov. 19, 2020	Conduction (CO05-HY)
LISN	Rohde & Schwarz	ENV216	100081	9kHz~30MHz	Nov. 15, 2019	Mar. 18, 2020	Nov. 14, 2020	Conduction (CO05-HY)
Software	Rohde & Schwarz	EMC32 V10.30	N/A	N/A	N/A	Mar. 18, 2020	N/A	Conduction (CO05-HY)
LF Cable	HUBER + SUHNER	RG-214/U	LF01	N/A	Jan. 02, 2020	Mar. 18, 2020	Jan. 01, 2021	Conduction (CO05-HY)
Pulse Limiter	Rohde & Schwarz	ESH3-Z2	100851	N/A	Jan. 02, 2020	Mar. 18, 2020	Jan. 01, 2021	Conduction (CO05-HY)
Loop Antenna	Rohde & Schwarz	HFH2-Z2	100315	9 kHz~30 MHz	Dec. 26, 2019	Mar. 19, 2020~ Apr. 24, 2020	Dec. 25, 2020	Radiation (03CH12-HY)
Bilog Antenna	TESEQ	CBL 6111D & 00800N1D01 N-06	37059 & 01	30MHz~1GHz	Oct. 12, 2019	Mar. 19, 2020~ Apr. 24, 2020	Oct. 11, 2020	Radiation (03CH12-HY)
Horn Antenna	SCHWARZBE CK	BBHA 9120D	9120D-132 8	1GHz ~ 18GHz	Nov. 14, 2019	Mar. 19, 2020~ Apr. 24, 2020	Nov. 13, 2020	Radiation (03CH12-HY)
SHF-EHF Horn Antenna	SCHWARZBE CK	BBHA 9170	BBHA9170 584	18GHz ~ 40GHz	Dec. 10, 2019	Mar. 19, 2020~ Apr. 24, 2020	Dec. 09, 2020	Radiation (03CH12-HY)
Preamplifier	COM-POWER	PA-103	161075	10MHz~1GHz	Mar. 25, 2020	Apr. 24, 2020	Mar. 24, 2021	Radiation (03CH12-HY)
Preamplifier	Jet-Power	JPA00101800 -30-10P	160118000 2	1GHz~18GHz	Feb. 07, 2020	Mar. 19, 2020~ Apr. 24, 2020	Feb. 06, 2021	Radiation (03CH12-HY)
Preamplifier	Keysight	83017A	MY532701 48	1GHz~26.5GHz	Dec. 20, 2019	Mar. 19, 2020~ Apr. 24, 2020	Dec. 19, 2020	Radiation (03CH12-HY)
Preamplifier	EMEC	EM18G40G	060715	18GHz ~ 40GHz	Dec. 13, 2019	Mar. 19, 2020~ Apr. 24, 2020	Dec. 12, 2020	Radiation (03CH12-HY)
Spectrum Analyzer	Rohde & Schwarz	FSV40	101408	10Hz~40GHz	Aug. 13, 2019	Mar. 19, 2020~ Apr. 24, 2020	Aug. 12, 2020	Radiation (03CH12-HY)
Hygrometer	TECPEL	DTM-303B	TP161243	N/A	May 11, 2019	Mar. 19, 2020~ Apr. 24, 2020	May 10, 2020	Radiation (03CH12-HY)
RF Cable	HUBER + SUHNER	SUCOFLEX 126E	0058/126E	30M-18G	Dec. 12, 2019	Mar. 19, 2020~ Apr. 24, 2020	Dec. 11, 2020	Radiation (03CH12-HY)



Instrument	Manufacturer	Model No.	Serial No.	Characteristics	Calibration Date	Test Date	Due Date	Remark
RF Cable	HUBER + SUHNER	SUCOFLEX 102	505134/2	30M~40GHz	Feb. 25, 2020	Mar. 19, 2020~ Apr. 24, 2020	Feb. 24, 2021	Radiation (03CH12-HY)
RF Cable	HUBER + SUHNER	SUCOFLEX 102	800740/2	30M~40GHz	Feb. 25, 2020	Mar. 19, 2020~ Apr. 24, 2020	Feb. 24, 2021	Radiation (03CH12-HY)
Controller	EMEC	EM1000	N/A	Control Turn table & Ant Mast	N/A	Mar. 19, 2020~ Apr. 24, 2020	N/A	Radiation (03CH12-HY)
Antenna Mast	EMEC	AM-BS-4500-B	N/A	1m~4m	N/A	Mar. 19, 2020~ Apr. 24, 2020	N/A	Radiation (03CH12-HY)
Turn Table	EMEC	TT2000	N/A	0~360 Degree	N/A	Mar. 19, 2020~ Apr. 24, 2020	N/A	Radiation (03CH12-HY)
Software	Audix	E3 6.2009-8-24	RK-00098 9	N/A	N/A	Mar. 19, 2020~ Apr. 24, 2020	N/A	Radiation (03CH12-HY)





## 5 Uncertainty of Evaluation

### Uncertainty of Conducted Emission Measurement (150kHz ~ 30MHz)

Measuring Uncertainty for a Level of Confidence of 95% ( $U = 2Uc(y)$ )	2.3
---	-----

### Uncertainty of Radiated Emission Measurement (30 MHz ~ 1000 MHz)

Measuring Uncertainty for a Level of Confidence of 95% ( $U = 2Uc(y)$ )	5.1
---	-----

### Uncertainty of Radiated Emission Measurement (1000 MHz ~ 18000 MHz)

Measuring Uncertainty for a Level of Confidence of 95% ( $U = 2Uc(y)$ )	5.6
---	-----

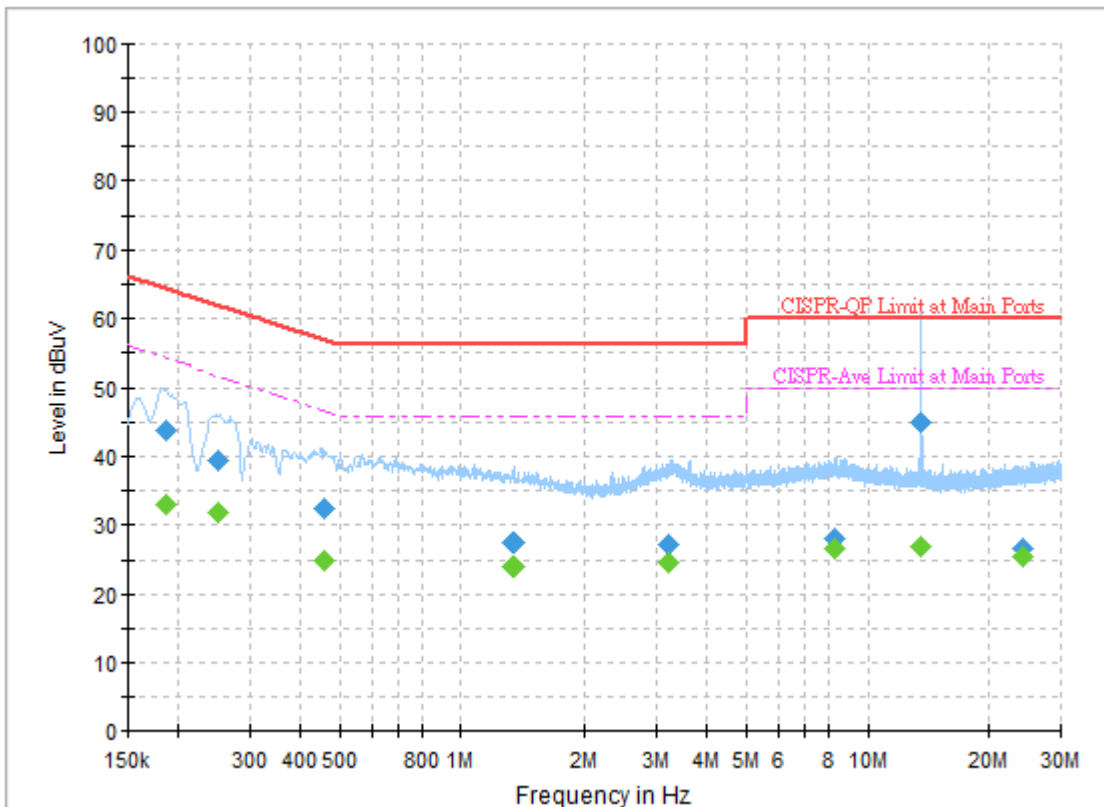
### Uncertainty of Radiated Emission Measurement (18000 MHz ~ 40000 MHz)

Measuring Uncertainty for a Level of Confidence of 95% ( $U = 2Uc(y)$ )	5.0
---	-----



## Appendix A. AC Conducted Emission Test Results

Test Engineer :	Howard Huang	Temperature :	21~25°C
		Relative Humidity :	42~50%
Test Voltage :	120Vac / 60Hz	Phase :	Line
Remark :	All emissions not reported here are more than 10 dB below the prescribed limit.		

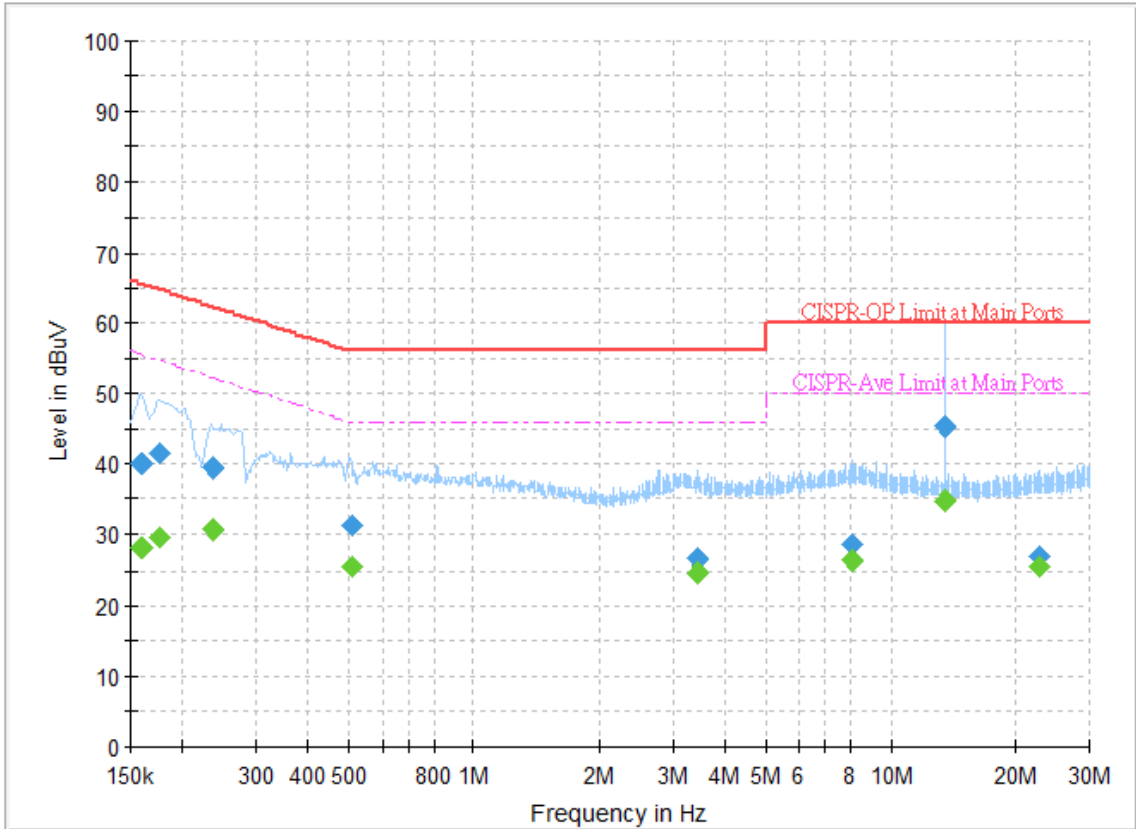


### Final\_Result

Frequency (MHz)	QuasiPeak (dBuV)	CAverage (dBuV)	Limit (dBuV)	Margin (dB)	Line	Filter	Corr. (dB)
0.186000	---	33.04	54.21	21.17	L1	OFF	19.6
0.186000	43.91	---	64.21	20.30	L1	OFF	19.6
0.251250	---	31.80	51.72	19.92	L1	OFF	19.6
0.251250	39.53	---	61.72	22.19	L1	OFF	19.6
0.456000	---	24.73	46.77	22.04	L1	OFF	19.6
0.456000	32.50	---	56.77	24.27	L1	OFF	19.6
1.342500	---	24.09	46.00	21.91	L1	OFF	19.6
1.342500	27.49	---	56.00	28.51	L1	OFF	19.6
3.223500	---	24.54	46.00	21.46	L1	OFF	19.7
3.223500	27.15	---	56.00	28.85	L1	OFF	19.7
8.258280	---	26.51	50.00	23.49	L1	OFF	20.0
8.258280	28.18	---	60.00	31.82	L1	OFF	20.0
13.560000	---	27.03	50.00	22.97	L1	OFF	20.2
13.560000	44.94	---	60.00	15.06	L1	OFF	20.2
24.249750	---	25.56	50.00	24.44	L1	OFF	20.5
24.249750	26.70	---	60.00	33.30	L1	OFF	20.5



Test Engineer :	Howard Huang	Temperature :	21~25°C
		Relative Humidity :	42~50%
Test Voltage :	120Vac / 60Hz	Phase :	Neutral
Remark :	All emissions not reported here are more than 10 dB below the prescribed limit.		



**Final Result**

Frequency (MHz)	QuasiPeak (dBuV)	CAverage (dBuV)	Limit (dBuV)	Margin (dB)	Line	Filter	Corr. (dB)
0.159270	---	28.04	55.50	27.46	N	OFF	19.6
0.159270	40.13	---	65.50	25.37	N	OFF	19.6
0.176460	---	29.49	54.65	25.16	N	OFF	19.6
0.176460	41.51	---	64.65	23.14	N	OFF	19.6
0.237750	---	30.62	52.17	21.55	N	OFF	19.6
0.237750	39.55	---	62.17	22.62	N	OFF	19.6
0.507750	---	25.36	46.00	20.64	N	OFF	19.6
0.507750	31.26	---	56.00	24.74	N	OFF	19.6
3.450750	---	24.53	46.00	21.47	N	OFF	19.7
3.450750	26.55	---	56.00	29.45	N	OFF	19.7
8.055510	---	26.42	50.00	23.58	N	OFF	20.0
8.055510	28.54	---	60.00	31.46	N	OFF	20.0
13.560000	---	34.75	50.00	15.25	N	OFF	20.2
13.560000	45.32	---	60.00	14.68	N	OFF	20.2
22.947630	---	25.38	50.00	24.62	N	OFF	20.5
22.947630	26.78	---	60.00	33.22	N	OFF	20.5



## Appendix B. Radiated Spurious Emission

Test Engineer :	Jack Cheng, Lance Chiang and Chuan Chu	Temperature :	19.2~26.8°C
		Relative Humidity :	53.5~69%

<EUT with Battery 1>

**Band 1 - 5150~5250MHz**  
**WIFI 802.11a (Band Edge @ 3m)**

WIFI Ant.	Note	Frequency ( MHz )	Level ( dBμV/m )	Over Limit ( dB )	Limit Line ( dBμV/m )	Read Level ( dBμV )	Antenna Factor ( dB/m )	Cable Loss ( dB )	Preamp Factor ( dB )	Ant Pos ( cm )	Table Pos ( deg )	Peak Avg. ( P/A )	Pol. ( H/V )	
802.11a CH 36 5180MHz		5139.1	59.57	-14.43	74	47.52	31.82	8.96	28.73	100	114	P	H	
		5150	41.96	-12.04	54	29.92	31.8	8.97	28.73	100	114	A	H	
	*	5180	108.12	-	-	96.12	31.74	8.99	28.73	100	114	P	H	
	*	5180	96.72	-	-	84.72	31.74	8.99	28.73	100	114	A	H	
													H	
			5142.22	65.37	-8.63	74	53.31	31.82	8.97	28.73	100	142	P	V
			5150	44.09	-9.91	54	32.05	31.8	8.97	28.73	100	142	A	V
	*		5180	113.25	-	-	101.25	31.74	8.99	28.73	100	142	P	V
	*		5180	101.98	-	-	89.98	31.74	8.99	28.73	100	142	A	V
														V
802.11a CH 44 5220MHz		5046.28	55.92	-18.08	74	43.28	31.68	9.68	28.72	100	139	P	H	
		5102.44	41.95	-12.05	54	29.02	31.9	9.76	28.73	100	139	A	H	
	*	5220	108.33	-	-	95.56	31.58	9.92	28.73	100	139	P	H	
	*	5220	96.82	-	-	84.05	31.58	9.92	28.73	100	139	A	H	
			5447.12	56.13	-17.87	74	43.07	31.59	10.22	28.75	100	139	P	H
			5456.64	42.18	-11.82	54	29.07	31.63	10.23	28.75	100	139	A	H
			5100.1	56.72	-17.28	74	43.79	31.9	9.76	28.73	100	140	P	V
			5150	42.18	-11.82	54	29.28	31.8	9.83	28.73	100	140	A	V
	*		5220	113.46	-	-	100.69	31.58	9.92	28.73	100	140	P	V
	*		5220	102.19	-	-	89.42	31.58	9.92	28.73	100	140	A	V
			5350.52	56.85	-17.15	74	44.3	31.2	10.09	28.74	100	140	P	V
			5458.04	42.28	-11.72	54	29.17	31.63	10.23	28.75	100	140	A	V



<b>802.11a CH 48 5240MHz</b>		5110.24	56.13	-17.87	74	43.21	31.88	9.77	28.73	110	175	P	H
		5102.7	41.94	-12.06	54	29.02	31.89	9.76	28.73	110	175	A	H
	*	5240	107.96	-	-	95.28	31.46	9.95	28.73	110	175	P	H
	*	5240	96.73	-	-	84.05	31.46	9.95	28.73	110	175	A	H
		5379.92	56.13	-17.87	74	43.43	31.32	10.12	28.74	110	175	P	H
		5459.72	42.16	-11.84	54	29.04	31.64	10.23	28.75	110	175	A	H
		5107.9	56.28	-17.72	74	43.36	31.88	9.77	28.73	115	139	P	V
		5107.64	42.07	-11.93	54	29.15	31.88	9.77	28.73	115	139	A	V
	*	5240	113.43	-	-	100.75	31.46	9.95	28.73	115	139	P	V
	*	5240	102.14	-	-	89.46	31.46	9.95	28.73	115	139	A	V
		5435.08	56.34	-17.66	74	43.35	31.54	10.2	28.75	115	139	P	V
		5458.88	42.26	-11.74	54	29.14	31.64	10.23	28.75	115	139	A	V
<b>Remark</b>	1. No other spurious found. 2. All results are PASS against Peak and Average limit line.												



**Band 1 5150~5250MHz**  
**WIFI 802.11a (Harmonic @ 3m)**

WIFI Ant. 1	Note	Frequency ( MHz )	Level ( dBμV/m )	Over Limit ( dB )	Limit Line ( dBμV/m )	Read Level ( dBμV )	Antenna Factor ( dB/m )	Cable Loss ( dB )	Preamp Factor ( dB )	Ant Pos ( cm )	Table Pos ( deg )	Peak Avg. ( P/A )	Pol. ( H/V )
802.11a CH 36 5180MHz		10360	51.51	-16.69	68.2	57.29	39.8	16.57	62.15	100	0	P	H
		15540	48.87	-25.13	74	51.7	38.02	19.79	60.64	100	0	P	H
													H
													H
		10360	54.45	-13.75	68.2	60.23	39.8	16.57	62.15	100	0	P	V
		15540	48.8	-25.2	74	51.63	38.02	19.79	60.64	100	0	P	V
													V
													V
802.11a CH 44 5220MHz		10440	52.2	-16	68.2	57.88	39.96	16.65	62.29	100	0	P	H
		15660	48.16	-25.84	74	51.01	37.78	19.81	60.44	100	0	P	H
													H
													H
		10440	53.15	-15.05	68.2	58.83	39.96	16.65	62.29	100	0	P	V
		15660	47.9	-26.1	74	50.75	37.78	19.81	60.44	100	0	P	V
													V
													V
802.11a CH 48 5240MHz		10480	51.13	-17.07	68.2	56.88	39.92	16.69	62.36	100	0	P	H
		15720	47.62	-26.38	74	50.54	37.62	19.81	60.35	100	0	P	H
													H
													H
		10480	55.74	-12.46	68.2	61.49	39.92	16.69	62.36	100	0	P	V
		15720	47.48	-26.52	74	50.4	37.62	19.81	60.35	100	0	P	V
													V
													V
Remark	1. No other spurious found. 2. All results are PASS against Peak and Average limit line.												



**Band 1 5150~5250MHz**  
**WIFI 802.11ac VHT20 (Band Edge @ 3m)**

WIFI Ant. 1	Note	Frequency ( MHz )	Level ( dBμV/m )	Over Limit ( dB )	Limit Line ( dBμV/m )	Read Level ( dBμV )	Antenna Factor ( dB/m )	Cable Loss ( dB )	Preamp Factor ( dB )	Ant Pos ( cm )	Table Pos ( deg )	Peak Avg. ( P/A )	Pol. ( H/V )	
802.11ac VHT20 CH 36 5180MHz		5143.78	60.54	-13.46	74	47.64	31.81	9.82	28.73	127	300	P	H	
		5146.12	43.38	-10.62	54	30.48	31.81	9.82	28.73	127	300	A	H	
	*	5180	107.84	-	-	94.96	31.74	9.87	28.73	127	300	P	H	
	*	5180	97.17	-	-	84.29	31.74	9.87	28.73	127	300	A	H	
													H	
														H
			5141.7	65.64	-8.36	74	52.73	31.82	9.82	28.73	113	142	P	V
			5150	45.28	-8.72	54	32.38	31.8	9.83	28.73	113	142	A	V
		*	5180	113.03	-	-	100.15	31.74	9.87	28.73	113	142	P	V
		*	5180	102.32	-	-	89.44	31.74	9.87	28.73	113	142	A	V
802.11ac VHT20 CH 44 5220MHz		5059.8	56.03	-17.97	74	43.31	31.74	9.7	28.72	125	178	P	H	
		5110.76	42.91	-11.09	54	29.99	31.88	9.77	28.73	125	178	A	H	
		* 5220	107.99	-	-	95.22	31.58	9.92	28.73	125	178	P	H	
		* 5220	97.07	-	-	84.3	31.58	9.92	28.73	125	178	A	H	
			5448.52	56.43	-17.57	74	43.37	31.59	10.22	28.75	125	178	P	H
			5458.88	42.96	-11.04	54	29.84	31.64	10.23	28.75	125	178	A	H
			5142.74	56.61	-17.39	74	43.71	31.81	9.82	28.73	100	140	P	V
			5140.92	43.39	-10.61	54	30.49	31.82	9.81	28.73	100	140	A	V
		*	5220	113.12	-	-	100.35	31.58	9.92	28.73	100	140	P	V
		*	5220	102.39	-	-	89.62	31.58	9.92	28.73	100	140	A	V
		5363.12	56.73	-17.27	74	44.12	31.25	10.1	28.74	100	140	P	V	
		5451.32	43.07	-10.93	54	29.99	31.61	10.22	28.75	100	140	A	V	



<b>802.11ac</b>  <b>VHT20</b>  <b>CH 48</b>  <b>5240MHz</b>		5101.92	56.3	-17.7	74	43.37	31.9	9.76	28.73	100	194	P	H
		5099.32	42.86	-11.14	54	29.94	31.9	9.75	28.73	100	194	A	H
	*	5240	107.4	-	-	94.72	31.46	9.95	28.73	100	194	P	H
	*	5240	96.73	-	-	84.05	31.46	9.95	28.73	100	194	A	H
		5452.16	56.3	-17.7	74	43.22	31.61	10.22	28.75	100	194	P	H
		5454.12	42.97	-11.03	54	29.87	31.62	10.23	28.75	100	194	A	H
		5083.72	56.29	-17.71	74	43.46	31.83	9.73	28.73	113	141	P	V
		5107.38	43.03	-10.97	54	30.1	31.89	9.77	28.73	113	141	A	V
	*	5240	113.13	-	-	100.45	31.46	9.95	28.73	113	141	P	V
	*	5240	102.31	-	-	89.63	31.46	9.95	28.73	113	141	A	V
		5439.28	56.92	-17.08	74	43.91	31.56	10.2	28.75	113	141	P	V
		5441.8	43.03	-10.97	54	30	31.57	10.21	28.75	113	141	A	V
<b>Remark</b>	1. No other spurious found. 2. All results are PASS against Peak and Average limit line.												





**Band 1 5150~5250MHz**  
**WIFI 802.11ac VHT20 (Harmonic @ 3m)**

WIFI Ant. 1	Note	Frequency ( MHz )	Level ( dBμV/m )	Over Limit ( dB )	Limit Line ( dBμV/m )	Read Level ( dBμV )	Antenna Factor ( dB/m )	Cable Loss ( dB )	Preamp Factor ( dB )	Ant Pos ( cm )	Table Pos ( deg )	Peak Avg. ( P/A )	Pol. ( H/V )	
802.11ac VHT20 CH 36 5180MHz		10360	52.96	-15.24	68.2	58.74	39.8	16.57	62.15	100	0	P	H	
		15540	49.36	-24.64	74	52.19	38.02	19.79	60.64	100	0	P	H	
													H	
													H	
			10360	53.48	-14.72	68.2	59.26	39.8	16.57	62.15	100	0	P	V
			15540	48.85	-25.15	74	51.68	38.02	19.79	60.64	100	0	P	V
														V
802.11ac VHT20 CH 44 5220MHz		10440	51.34	-16.86	68.2	57.02	39.96	16.65	62.29	100	0	P	H	
		15660	48.56	-25.44	74	51.41	37.78	19.81	60.44	100	0	P	H	
													H	
													H	
			10440	52.06	-16.14	68.2	57.74	39.96	16.65	62.29	100	0	P	V
			15660	47.63	-26.37	74	50.48	37.78	19.81	60.44	100	0	P	V
														V
802.11ac VHT20 CH 48 5240MHz		10480	51.68	-16.52	68.2	57.43	39.92	16.69	62.36	100	0	P	H	
		15720	48.09	-25.91	74	51.01	37.62	19.81	60.35	100	0	P	H	
													H	
													H	
			10480	55.08	-13.12	68.2	60.83	39.92	16.69	62.36	100	0	P	V
			15720	48.03	-25.97	74	50.95	37.62	19.81	60.35	100	0	P	V
														V
Remark	1. No other spurious found.													
	2. All results are PASS against Peak and Average limit line.													



**Band 1 5150~5250MHz**  
**WIFI 802.11ac VHT40 (Band Edge @ 3m)**

WIFI Ant. 1	Note	Frequency ( MHz )	Level ( dBμV/m )	Over Limit ( dB )	Limit Line ( dBμV/m )	Read Level ( dBμV )	Antenna Factor ( dB/m )	Cable Loss ( dB )	Preamp Factor ( dB )	Ant Pos ( cm )	Table Pos ( deg )	Peak Avg. ( P/A )	Pol. ( H/V )
802.11ac VHT40 CH 38 5190MHz		5148.72	57.29	-16.71	74	44.39	31.8	9.83	28.73	106	300	P	H
		5150	46.28	-7.72	54	33.38	31.8	9.83	28.73	106	300	A	H
	*	5190	103.75	-	-	90.87	31.72	9.89	28.73	106	300	P	H
	*	5190	93.17	-	-	80.29	31.72	9.89	28.73	106	300	A	H
		5441.8	56.58	-17.42	74	43.55	31.57	10.21	28.75	106	300	P	H
		5457.2	43.96	-10.04	54	30.85	31.63	10.23	28.75	106	300	A	H
		5150	61.58	-12.42	74	48.68	31.8	9.83	28.73	100	142	P	V
		5150	49.31	-4.69	54	36.41	31.8	9.83	28.73	100	142	A	V
	*	5190	108.83	-	-	95.95	31.72	9.89	28.73	100	142	P	V
	*	5190	98.2	-	-	85.32	31.72	9.89	28.73	100	142	A	V
		5424.72	55.52	-18.48	74	42.59	31.5	10.18	28.75	100	142	P	V
		5452.44	43.9	-10.1	54	30.82	31.61	10.22	28.75	100	142	A	V
802.11ac VHT40 CH 46 5230MHz		5076.18	55.54	-18.46	74	42.74	31.8	9.72	28.72	131	138	P	H
		5086.06	43.99	-10.01	54	31.15	31.84	9.73	28.73	131	138	A	H
	*	5230	104.62	-	-	91.89	31.52	9.94	28.73	131	138	P	H
	*	5230	93.95	-	-	81.22	31.52	9.94	28.73	131	138	A	H
		5451.32	55.58	-18.42	74	42.5	31.61	10.22	28.75	131	138	P	H
		5438.72	43.85	-10.15	54	30.85	31.55	10.2	28.75	131	138	A	H
		5144.3	56.24	-17.76	74	43.34	31.81	9.82	28.73	100	138	P	V
		5148.46	44.11	-9.89	54	31.21	31.8	9.83	28.73	100	138	A	V
	*	5230	109.63	-	-	96.9	31.52	9.94	28.73	100	138	P	V
	*	5230	98.93	-	-	86.2	31.52	9.94	28.73	100	138	A	V
	5357.8	55.81	-18.19	74	43.22	31.23	10.1	28.74	100	138	P	V	
	5447.68	43.95	-10.05	54	30.89	31.59	10.22	28.75	100	138	A	V	
Remark	1. No other spurious found. 2. All results are PASS against Peak and Average limit line.												



**Band 1 5150~5250MHz  
WIFI 802.11ac VHT40 (Harmonic @ 3m)**

WIFI Ant. 1	Note	Frequency ( MHz )	Level ( dBμV/m )	Over Limit ( dB )	Limit Line ( dBμV/m )	Read Level (dBμV)	Antenna Factor ( dB/m )	Cable Loss ( dB )	Preamp Factor ( dB )	Ant Pos ( cm )	Table Pos ( deg )	Peak Avg. (P/A)	Pol. (H/V)	
802.11ac VHT40 CH 38 5190MHz		10380	51.19	-17.01	68.2	56.88	39.9	16.59	62.18	100	0	P	H	
		15570	48.36	-25.64	74	51.19	37.96	19.8	60.59	100	0	P	H	
													H	
													H	
			10380	51.26	-16.94	68.2	56.95	39.9	16.59	62.18	100	0	P	V
			15570	48.26	-25.74	74	51.09	37.96	19.8	60.59	100	0	P	V
														V
802.11ac VHT40 CH 46 5230MHz		10460	51.18	-17.02	68.2	56.9	39.94	16.67	62.33	100	0	P	H	
		15690	47.84	-26.16	74	50.72	37.72	19.8	60.4	100	0	P	H	
													H	
													H	
			10460	51.68	-16.52	68.2	57.4	39.94	16.67	62.33	100	0	P	V
			15690	47.74	-26.26	74	50.62	37.72	19.8	60.4	100	0	P	V
														V
Remark	1. No other spurious found.													
	2. All results are PASS against Peak and Average limit line.													



**Band 1 5150~5250MHz**  
**WIFI 802.11ac VHT80 (Band Edge @ 3m)**

WIFI Ant. 1	Note	Frequency ( MHz )	Level ( dBμV/m )	Over Limit ( dB )	Limit Line ( dBμV/m )	Read Level (dBμV)	Antenna Factor ( dB/m )	Cable Loss ( dB )	Preamp Factor ( dB )	Ant Pos ( cm )	Table Pos ( deg )	Peak Avg. (P/A)	Pol. (H/V)
<b>802.11ac VHT80 CH 42 5210MHz</b>		5150.02	66.73	-83.27	150	53.83	31.8	9.83	28.73	145	140	P	H
		5147.16	46.57	-7.43	54	33.67	31.81	9.82	28.73	145	140	A	H
	*	5210	100.74	-	-	87.92	31.64	9.91	28.73	145	140	P	H
	*	5210	91.19	-	-	78.37	31.64	9.91	28.73	145	140	A	H
		5456.08	56.26	-17.74	74	43.16	31.62	10.23	28.75	145	140	P	H
		5448.8	44.24	-9.76	54	31.17	31.6	10.22	28.75	145	140	A	H
		5147.16	65.37	-8.63	74	52.47	31.81	9.82	28.73	100	141	P	V
		5149.76	51.17	-2.83	54	38.27	31.8	9.83	28.73	100	141	A	V
	*	5210	106.76	-	-	93.94	31.64	9.91	28.73	100	141	P	V
	*	5210	96.88	-	-	84.06	31.64	9.91	28.73	100	141	A	V
		5380.48	56.62	-17.38	74	43.91	31.32	10.13	28.74	100	141	P	V
	5440.68	44.33	-9.67	54	31.31	31.56	10.21	28.75	100	141	A	V	
<b>Remark</b>	1. No other spurious found. 2. All results are PASS against Peak and Average limit line.												



**Band 1 5150~5250MHz  
WIFI 802.11ac VHT80 (Harmonic @ 3m)**

WIFI Ant. 1	Note	Frequency ( MHz )	Level ( dBμV/m )	Over Limit ( dB )	Limit Line ( dBμV/m )	Read Level (dBμV)	Antenna Factor ( dB/m )	Cable Loss ( dB )	Preamp Factor ( dB )	Ant Pos ( cm )	Table Pos ( deg )	Peak Avg. (P/A)	Pol. (H/V)	
802.11ac VHT80 CH 42 5210MHz		10420	50.8	-17.4	68.2	56.45	39.98	16.63	62.26	100	0	P	H	
		15630	48.21	-25.79	74	51.06	37.84	19.8	60.49	100	0	P	H	
													H	
													H	
			10420	50.66	-17.54	68.2	56.31	39.98	16.63	62.26	100	0	P	V
			15630	48.26	-25.74	74	51.11	37.84	19.8	60.49	100	0	P	V
														V
													V	
<b>Remark</b>	1. No other spurious found. 2. All results are PASS against Peak and Average limit line.													



**Band 2 - 5250~5350MHz**  
**WIFI 802.11a (Band Edge @ 3m)**

WIFI	Note	Frequency	Level	Over	Limit	Read	Antenna	Cable	Preamp	Ant	Table	Peak	Pol.
Ant.				Limit	Line	Level	Factor	Loss	Factor	Pos	Pos	Avg.	
1		( MHz )	( dBμV/m )	( dB )	( dBμV/m )	( dBμV )	( dB/m )	( dB )	( dB )	( cm )	( deg )	( P/A )	( H/V )
802.11a CH 52 5260MHz		5142.8	56.71	-17.29	74	43.81	31.81	9.82	28.73	113	139	P	H
		5133.96	42.23	-11.77	54	29.33	31.83	9.8	28.73	113	139	A	H
	*	5260	109.4	-	-	96.77	31.4	9.97	28.74	113	139	P	H
	*	5260	98.01	-	-	85.38	31.4	9.97	28.74	113	139	A	H
		5459.04	56.23	-17.77	74	43.11	31.64	10.23	28.75	113	139	P	H
		5458.8	42.14	-11.86	54	29.02	31.64	10.23	28.75	113	139	A	H
		5104.38	56.65	-17.35	74	43.73	31.89	9.76	28.73	127	141	P	V
		5117.3	42.29	-11.71	54	29.37	31.87	9.78	28.73	127	141	A	V
	*	5260	113.6	-	-	100.97	31.4	9.97	28.74	127	141	P	V
	*	5260	102.49	-	-	89.86	31.4	9.97	28.74	127	141	A	V
		5375.52	57.11	-16.89	74	44.43	31.3	10.12	28.74	127	141	P	V
		5459.76	42.21	-11.79	54	29.09	31.64	10.23	28.75	127	141	A	V
802.11a CH 60 5300MHz		5149.94	56.24	-17.76	74	43.34	31.8	9.83	28.73	115	109	P	H
		5104.72	42.12	-11.88	54	29.2	31.89	9.76	28.73	115	109	A	H
	*	5300	109.25	-	-	96.57	31.4	10.02	28.74	115	109	P	H
	*	5300	97.99	-	-	85.31	31.4	10.02	28.74	115	109	A	H
		5357.04	61.43	-12.57	74	48.84	31.23	10.1	28.74	115	109	P	H
		5353.92	42.25	-11.75	54	29.68	31.22	10.09	28.74	115	109	A	H
		5100.64	56.59	-17.41	74	43.66	31.9	9.76	28.73	112	138	P	V
		5127.16	42.33	-11.67	54	29.42	31.85	9.79	28.73	112	138	A	V
	*	5300	114.17	-	-	101.49	31.4	10.02	28.74	112	138	P	V
	*	5300	102.93	-	-	90.25	31.4	10.02	28.74	112	138	A	V
		5350.32	66.73	-7.27	74	54.18	31.2	10.09	28.74	112	138	P	V
		5352	43.56	-10.44	54	31	31.21	10.09	28.74	112	138	A	V



<b>802.11a CH 64 5320MHz</b>	*	5320	109.84	-	-	97.21	31.32	10.05	28.74	100	112	P	H
	*	5320	99.47	-	-	86.84	31.32	10.05	28.74	100	112	A	H
		5361.28	66.49	-7.51	74	53.88	31.25	10.1	28.74	100	112	P	H
		5350.24	43.4	-10.6	54	30.85	31.2	10.09	28.74	100	112	A	H
													H
													H
	*	5320	114.56	-	-	101.93	31.32	10.05	28.74	100	141	P	V
	*	5320	102.5	-	-	89.87	31.32	10.05	28.74	100	141	A	V
		5362.72	70.77	-3.23	74	58.16	31.25	10.1	28.74	100	141	P	V
		5350.08	45.63	-8.37	54	33.08	31.2	10.09	28.74	100	141	A	V
													V
													V
<b>Remark</b>	1. No other spurious found. 2. All results are PASS against Peak and Average limit line.												



**Band 2 5250~5350MHz**  
**WIFI 802.11a (Harmonic @ 3m)**

WIFI Ant. 1	Note	Frequency ( MHz )	Level ( dBμV/m )	Over Limit ( dB )	Limit Line ( dBμV/m )	Read Level ( dBμV )	Antenna Factor ( dB/m )	Cable Loss ( dB )	Preamp Factor ( dB )	Ant Pos ( cm )	Table Pos ( deg )	Peak Avg. ( P/A )	Pol. ( H/V )	
802.11a CH 52 5260MHz		10520	51.9	-16.3	68.2	57.63	39.94	16.74	62.41	100	0	P	H	
		15780	47.75	-26.25	74	50.81	37.38	19.81	60.25	100	0	P	H	
													H	
													H	
			10520	53.57	-14.63	68.2	59.3	39.94	16.74	62.41	100	0	P	V
			15780	47.51	-26.49	74	50.57	37.38	19.81	60.25	100	0	P	V
														V
														V
802.11a CH 60 5300MHz		10600	54.7	-19.3	74	60.22	40.1	16.82	62.44	100	174	P	H	
		10600	40.35	-13.65	54	45.87	40.1	16.82	62.44	100	174	A	H	
		15900	48.27	-25.73	74	50.9	37.6	19.83	60.06	100	0	P	H	
													H	
			10600	58.75	-15.25	74	64.27	40.1	16.82	62.44	124	89	P	V
			10600	44.39	-9.61	54	49.91	40.1	16.82	62.44	124	89	A	V
			15900	47.7	-26.3	74	50.33	37.6	19.83	60.06	100	0	P	V
														V
802.11a CH 64 5320MHz		10640	55.12	-18.88	74	60.74	39.98	16.86	62.46	100	164	P	H	
		10640	40.97	-13.03	54	46.59	39.98	16.86	62.46	100	164	A	H	
		15960	47.83	-26.17	74	50.48	37.48	19.83	59.96	100	0	P	H	
													H	
			10640	58.7	-15.3	74	64.32	39.98	16.86	62.46	113	107	P	V
			10640	44.16	-9.84	54	49.78	39.98	16.86	62.46	113	107	A	V
			15960	49.06	-24.94	74	51.71	37.48	19.83	59.96	100	0	P	V
														V
Remark	1. No other spurious found. 2. All results are PASS against Peak and Average limit line.													





**Band 2 5250~5350MHz**  
**WIFI 802.11ac VHT20 (Band Edge @ 3m)**

WIFI Ant. 1	Note	Frequency ( MHz )	Level ( dBμV/m )	Over Limit ( dB )	Limit Line ( dBμV/m )	Read Level ( dBμV )	Antenna Factor ( dB/m )	Cable Loss ( dB )	Preamp Factor ( dB )	Ant Pos ( cm )	Table Pos ( deg )	Peak Avg. ( P/A )	Pol. ( H/V )
802.11ac VHT20 CH 52 5260MHz		5105.74	55.99	-18.01	74	43.07	31.89	9.76	28.73	100	139	P	H
		5117.3	43.17	-10.83	54	30.25	31.87	9.78	28.73	100	139	A	H
	*	5260	108.17	-	-	95.54	31.4	9.97	28.74	100	139	P	H
	*	5260	97.91	-	-	85.28	31.4	9.97	28.74	100	139	A	H
		5437.68	54.94	-19.06	74	41.94	31.55	10.2	28.75	100	139	P	H
		5458.32	43.02	-10.98	54	29.91	31.63	10.23	28.75	100	139	A	H
		5114.58	56.12	-17.88	74	43.2	31.87	9.78	28.73	105	143	P	V
		5125.12	43.26	-10.74	54	30.35	31.85	9.79	28.73	105	143	A	V
	*	5260	113.23	-	-	100.6	31.4	9.97	28.74	105	143	P	V
	*	5260	103.05	-	-	90.42	31.4	9.97	28.74	105	143	A	V
		5351.76	57.65	-16.35	74	45.09	31.21	10.09	28.74	105	143	P	V
		5350.32	43.27	-10.73	54	30.72	31.2	10.09	28.74	105	143	A	V
802.11ac VHT20 CH 60 5300MHz		5096.56	56.9	-17.1	74	43.99	31.89	9.75	28.73	113	108	P	H
		5135.32	43.1	-10.9	54	30.19	31.83	9.81	28.73	113	108	A	H
	*	5300	108.76	-	-	96.08	31.4	10.02	28.74	113	108	P	H
	*	5300	98.11	-	-	85.43	31.4	10.02	28.74	113	108	A	H
		5350.08	64.21	-9.79	74	51.66	31.2	10.09	28.74	113	108	P	H
		5351.04	43.29	-10.71	54	30.74	31.2	10.09	28.74	113	108	A	H
		5089.08	56.1	-17.9	74	43.23	31.86	9.74	28.73	114	137	P	V
		5132.26	43.21	-10.79	54	30.3	31.84	9.8	28.73	114	137	A	V
	*	5300	113.44	-	-	100.76	31.4	10.02	28.74	114	137	P	V
	*	5300	103.13	-	-	90.45	31.4	10.02	28.74	114	137	A	V
	5351.28	67.22	-6.78	74	54.66	31.21	10.09	28.74	114	137	P	V	
	5354.88	44.59	-9.41	54	32.02	31.22	10.09	28.74	114	137	A	V	



<b>802.11ac</b> <b>VHT20</b> <b>CH 64</b> <b>5320MHz</b>	*	5320	109.11	-	-	96.48	31.32	10.05	28.74	101	116	P	H
	*	5320	98.81	-	-	86.18	31.32	10.05	28.74	101	116	A	H
		5361.28	66.54	-7.46	74	53.93	31.25	10.1	28.74	101	116	P	H
		5351.2	44.17	-9.83	54	31.62	31.2	10.09	28.74	101	116	A	H
													H
													H
	*	5320	114.12	-	-	101.49	31.32	10.05	28.74	100	141	P	V
	*	5320	103.66	-	-	91.03	31.32	10.05	28.74	100	141	A	V
		5363.36	70.53	-3.47	74	57.92	31.25	10.1	28.74	100	141	P	V
		5351.04	46.4	-7.6	54	33.85	31.2	10.09	28.74	100	141	A	V
													V
													V
<b>Remark</b>	1. No other spurious found. 2. All results are PASS against Peak and Average limit line.												



**Band 2 5250~5350MHz**  
**WIFI 802.11ac VHT20 (Harmonic @ 3m)**

WIFI Ant. 1	Note	Frequency ( MHz )	Level ( dBμV/m )	Over Limit ( dB )	Limit Line ( dBμV/m )	Read Level (dBμV)	Antenna Factor ( dB/m )	Cable Loss ( dB )	Preamp Factor ( dB )	Ant Pos ( cm )	Table Pos ( deg )	Peak Avg. (P/A)	Pol. (H/V)	
802.11ac VHT20 CH 52 5260MHz		10520	52.09	-16.11	68.2	57.82	39.94	16.74	62.41	100	0	P	H	
		15780	47.32	-26.68	74	50.38	37.38	19.81	60.25	100	0	P	H	
													H	
													H	
			10520	52.96	-15.24	68.2	58.69	39.94	16.74	62.41	100	0	P	V
			15780	47.85	-26.15	74	50.91	37.38	19.81	60.25	100	0	P	V
														V
802.11ac VHT20 CH 60 5300MHz		10600	49.78	-24.22	74	55.3	40.1	16.82	62.44	100	0	P	H	
		15900	49.29	-24.71	74	51.92	37.6	19.83	60.06	100	0	P	H	
													H	
													H	
			10600	59.42	-14.58	74	64.94	40.1	16.82	62.44	117	90	P	V
			10600	44.89	-9.11	54	50.41	40.1	16.82	62.44	117	90	A	V
			15900	48.55	-25.45	74	51.18	37.6	19.83	60.06	100	0	P	V
802.11ac VHT20 CH 64 5320MHz		10640	55.39	-18.61	74	61.01	39.98	16.86	62.46	113	166	P	H	
		10640	41.11	-12.89	54	46.73	39.98	16.86	62.46	113	166	A	H	
		15960	48.12	-25.88	74	50.77	37.48	19.83	59.96	100	0	P	H	
													H	
			10640	58.68	-15.32	74	64.3	39.98	16.86	62.46	121	108	P	V
			10640	44.14	-9.86	54	49.76	39.98	16.86	62.46	121	108	A	V
			15960	49.84	-24.16	74	52.49	37.48	19.83	59.96	100	0	P	V
													V	
Remark	1. No other spurious found. 2. All results are PASS against Peak and Average limit line.													



**Band 2 5250~5350MHz**  
**WIFI 802.11ac VHT40 (Band Edge @ 3m)**

WIFI Ant. 1	Note	Frequency ( MHz )	Level ( dBμV/m )	Over Limit ( dB )	Limit Line ( dBμV/m )	Read Level ( dBμV )	Antenna Factor ( dB/m )	Cable Loss ( dB )	Preamp Factor ( dB )	Ant Pos ( cm )	Table Pos ( deg )	Peak Avg. ( P/A )	Pol. ( H/V )
802.11ac VHT40 CH 54 5270MHz		5105.4	56.03	-17.97	74	43.11	31.89	9.76	28.73	101	140	P	H
		5148.58	43.91	-10.09	54	31.01	31.8	9.83	28.73	101	140	A	H
	*	5270	106.52	-	-	93.87	31.4	9.99	28.74	101	140	P	H
	*	5270	96.17	-	-	83.52	31.4	9.99	28.74	101	140	A	H
		5354.4	55.86	-18.14	74	43.29	31.22	10.09	28.74	101	140	P	H
		5455.68	43.92	-10.08	54	30.82	31.62	10.23	28.75	101	140	A	H
		5130.22	56.18	-17.82	74	43.27	31.84	9.8	28.73	100	139	P	V
		5143.82	44.14	-9.86	54	31.24	31.81	9.82	28.73	100	139	A	V
	*	5270	110.93	-	-	98.28	31.4	9.99	28.74	100	139	P	V
	*	5270	100.69	-	-	88.04	31.4	9.99	28.74	100	139	A	V
		5382.24	56.8	-17.2	74	44.08	31.33	10.13	28.74	100	139	P	V
		5351.52	45	-9	54	32.44	31.21	10.09	28.74	100	139	A	V
802.11ac VHT40 CH 62 5310MHz		5107.44	56.09	-17.91	74	43.16	31.89	9.77	28.73	108	112	P	H
		5113.22	44.02	-9.98	54	31.11	31.87	9.77	28.73	108	112	A	H
	*	5310	103.3	-	-	90.64	31.36	10.04	28.74	108	112	P	H
	*	5310	93.19	-	-	80.53	31.36	10.04	28.74	108	112	A	H
		5350.08	60.81	-13.19	74	48.26	31.2	10.09	28.74	108	112	P	H
		5350.08	48.37	-5.63	54	35.82	31.2	10.09	28.74	108	112	A	H
		5143.82	56.13	-17.87	74	43.23	31.81	9.82	28.73	100	141	P	V
		5131.58	44.32	-9.68	54	31.41	31.84	9.8	28.73	100	141	A	V
	*	5310	107.9	-	-	95.24	31.36	10.04	28.74	100	141	P	V
	*	5310	97.96	-	-	85.3	31.36	10.04	28.74	100	141	A	V
	5353.92	63.63	-10.37	74	51.06	31.22	10.09	28.74	100	141	P	V	
	5350.08	52.15	-1.85	54	39.6	31.2	10.09	28.74	100	141	A	V	
Remark	1. No other spurious found. 2. All results are PASS against Peak and Average limit line.												



**Band 2 5250~5350MHz  
WIFI 802.11ac VHT40 (Harmonic @ 3m)**

WIFI Ant. 1	Note	Frequency ( MHz )	Level ( dBμV/m )	Over Limit ( dB )	Limit Line ( dBμV/m )	Read Level (dBμV)	Antenna Factor ( dB/m )	Cable Loss ( dB )	Preamp Factor ( dB )	Ant Pos ( cm )	Table Pos ( deg )	Peak Avg. (P/A)	Pol. (H/V)	
802.11ac VHT40 CH 54 5270MHz		10540	51.66	-16.54	68.2	57.34	39.98	16.76	62.42	100	0	P	H	
		15810	47.11	-26.89	74	50.16	37.33	19.82	60.2	100	0	P	H	
													H	
													H	
			10540	51.7	-16.5	68.2	57.38	39.98	16.76	62.42	100	0	P	V
			15810	47.84	-26.16	74	50.89	37.33	19.82	60.2	100	0	P	V
														V
802.11ac VHT40 CH 62 5310MHz		10620	49.86	-24.14	74	55.43	40.04	16.84	62.45	100	0	P	H	
		15930	47.68	-26.32	74	50.32	37.54	19.83	60.01	100	0	P	H	
													H	
													H	
			10620	49.92	-24.08	74	55.49	40.04	16.84	62.45	100	0	P	V
			15930	47.49	-26.51	74	50.13	37.54	19.83	60.01	100	0	P	V
														V
Remark	1. No other spurious found.													
	2. All results are PASS against Peak and Average limit line.													



**Band 2 5250~5350MHz**  
**WIFI 802.11ac VHT80 (Band Edge @ 3m)**

WIFI Ant. 1	Note	Frequency ( MHz )	Level ( dBμV/m )	Over Limit ( dB )	Limit Line ( dBμV/m )	Read Level (dBμV)	Antenna Factor ( dB/m )	Cable Loss ( dB )	Preamp Factor ( dB )	Ant Pos ( cm )	Table Pos ( deg )	Peak Avg. (P/A)	Pol. (H/V)
<b>802.11ac VHT80 CH 58 5290MHz</b>		5108.46	55.93	-18.07	74	43.01	31.88	9.77	28.73	101	114	P	H
		5106.76	44.04	-9.96	54	31.12	31.89	9.76	28.73	101	114	A	H
	*	5290	99.17	-	-	86.5	31.4	10.01	28.74	101	114	P	H
	*	5290	88.99	-	-	76.32	31.4	10.01	28.74	101	114	A	H
		5357.28	59.63	-14.37	74	47.04	31.23	10.1	28.74	101	114	P	H
		5350.08	48.8	-5.2	54	36.25	31.2	10.09	28.74	101	114	A	H
		5100.3	56.58	-17.42	74	43.65	31.9	9.76	28.73	111	139	P	V
		5121.72	44.26	-9.74	54	31.34	31.86	9.79	28.73	111	139	A	V
	*	5290	103.81	-	-	91.14	31.4	10.01	28.74	111	139	P	V
	*	5290	94.1	-	-	81.43	31.4	10.01	28.74	111	139	A	V
		5354.88	64.33	-9.67	74	51.76	31.22	10.09	28.74	111	139	P	V
	5350.32	52.43	-1.57	54	39.88	31.2	10.09	28.74	111	139	A	V	
<b>Remark</b>	1. No other spurious found. 2. All results are PASS against Peak and Average limit line.												



**Band 2 5250~5350MHz  
WIFI 802.11ac VHT80 (Harmonic @ 3m)**

WIFI Ant. 1	Note	Frequency ( MHz )	Level ( dBμV/m )	Over Limit ( dB )	Limit Line ( dBμV/m )	Read Level (dBμV)	Antenna Factor ( dB/m )	Cable Loss ( dB )	Preamp Factor ( dB )	Ant Pos ( cm )	Table Pos ( deg )	Peak Avg. (P/A)	Pol. (H/V)	
802.11ac VHT80 CH 58 5290MHz		10580	51.44	-16.76	68.2	57.01	40.06	16.8	62.43	100	0	P	H	
		15870	47.44	-26.56	74	50.22	37.51	19.82	60.11	100	0	P	H	
													H	
													H	
			10580	50.46	-17.74	68.2	56.03	40.06	16.8	62.43	100	0	P	V
			15870	47.36	-26.64	74	50.14	37.51	19.82	60.11	100	0	P	V
														V
													V	
<b>Remark</b>	1. No other spurious found. 2. All results are PASS against Peak and Average limit line.													



**Band 3 - 5470~5725MHz**  
**WIFI 802.11a (Band Edge @ 3m)**

WIFI	Note	Frequency	Level	Over	Limit	Read	Antenna	Cable	Preamp	Ant	Table	Peak	Pol.	
Ant.				Limit	Line	Level	Factor	Loss	Factor	Pos	Pos	Avg.		
1		( MHz )	( dBμV/m )	( dB )	( dBμV/m )	( dBμV )	( dB/m )	( dB )	( dB )	( cm )	( deg )	( P/A )	( H/V )	
802.11a CH 100 5500MHz		5459.12	62.09	-11.91	74	49.85	31.64	9.35	28.75	109	117	P	H	
		5462.64	63.5	-4.7	68.2	51.25	31.65	9.35	28.75	109	117	P	H	
		5460	42.8	-11.2	54	30.56	31.64	9.35	28.75	109	117	A	H	
	*	5500	110.04	-	-	97.58	31.8	9.41	28.75	109	117	P	H	
	*	5500	98.64	-	-	86.18	31.8	9.41	28.75	109	117	A	H	
														H
			5457.84	64.77	-9.23	74	52.54	31.63	9.35	28.75	102	135	P	V
			5461.36	65.47	-2.73	68.2	53.22	31.65	9.35	28.75	102	135	P	V
			5460	44.13	-9.87	54	31.89	31.64	9.35	28.75	102	135	A	V
	*		5500	113.14	-	-	100.68	31.8	9.41	28.75	102	135	P	V
	*		5500	101.46	-	-	89	31.8	9.41	28.75	102	135	A	V
														V
802.11a CH 116 5580MHz		5458.24	55.69	-18.31	74	42.58	31.63	10.23	28.75	100	113	P	H	
		5463.52	56.28	-11.92	68.2	43.14	31.65	10.24	28.75	100	113	P	H	
		5449.12	42.19	-11.81	54	29.12	31.6	10.22	28.75	100	113	A	H	
	*	5580	111.36	-	-	97.99	31.76	10.4	28.79	100	113	P	H	
	*	5580	100.16	-	-	86.79	31.76	10.4	28.79	100	113	A	H	
			5746.73	57.2	-11	68.2	43.59	31.99	10.51	28.89	100	113	P	H
			5454.88	55.93	-18.07	74	42.83	31.62	10.23	28.75	100	136	P	V
			5462.32	56.21	-11.99	68.2	43.07	31.65	10.24	28.75	100	136	P	V
			5431.36	42.41	-11.59	54	29.44	31.53	10.19	28.75	100	136	A	V
	*		5580	114.15	-	-	100.78	31.76	10.4	28.79	100	136	P	V
	*		5580	102.82	-	-	89.45	31.76	10.4	28.79	100	136	A	V
			5763.425	57.65	-10.55	68.2	44	32.03	10.52	28.9	100	136	P	V





<b>802.11a</b> <b>CH 140</b> <b>5700MHz</b>	*	5700	108.1	-	-	94.67	31.8	10.49	28.86	121	100	P	H
	*	5700	96.74	-	-	83.31	31.8	10.49	28.86	121	100	A	H
		5725.72	63.34	-4.86	68.2	49.82	31.9	10.5	28.88	121	100	P	H
													H
													H
													H
	*	5700	110.78	-	-	97.35	31.8	10.49	28.86	105	14	P	V
	*	5700	99.41	-	-	85.98	31.8	10.49	28.86	105	14	A	V
		5727.72	65.28	-2.92	68.2	51.75	31.91	10.5	28.88	105	14	P	V
													V
													V
													V
<b>Remark</b>	1. No other spurious found. 2. All results are PASS against Peak and Average limit line.												



**Band 3 - 5470~5725MHz**  
**WIFI 802.11a (Harmonic @ 3m)**

WIFI Ant. 1	Note	Frequency ( MHz )	Level ( dBμV/m )	Over Limit ( dB )	Limit Line ( dBμV/m )	Read Level ( dBμV )	Antenna Factor ( dB/m )	Cable Loss ( dB )	Preamp Factor ( dB )	Ant Pos ( cm )	Table Pos ( deg )	Peak Avg. ( P/A )	Pol. ( H/V )
802.11a CH 100 5500MHz		11000	57.04	-16.96	74	62.21	40.2	17.23	62.6	100	197	P	H
		11000	43.01	-10.99	54	48.18	40.2	17.23	62.6	100	197	A	H
		16500	48.95	-19.25	68.2	48.78	39	20.37	59.2	100	0	P	H
													H
		11000	59.91	-14.09	74	65.08	40.2	17.23	62.6	100	122	P	V
		11000	45.69	-8.31	54	50.86	40.2	17.23	62.6	100	122	A	V
		16500	49.13	-19.07	68.2	48.96	39	20.37	59.2	100	0	P	V
802.11a CH 116 5580MHz		11160	61.54	-12.46	74	66.84	39.82	17.38	62.5	100	196	P	H
		11160	47	-7	54	52.3	39.82	17.38	62.5	100	196	A	H
		16740	50.77	-17.43	68.2	49.04	40.18	20.61	59.06	100	0	P	H
													H
		11160	63.94	-10.06	74	69.24	39.82	17.38	62.5	109	144	P	V
		11160	49.94	-4.06	54	55.24	39.82	17.38	62.5	109	144	A	V
		16740	51.58	-16.62	68.2	49.85	40.18	20.61	59.06	100	0	P	V
802.11a CH 140 5700MHz		11400	62.65	-11.35	74	67.5	39.9	17.61	62.36	106	155	P	H
		11400	47.97	-6.03	54	52.82	39.9	17.61	62.36	106	155	A	H
		17100	50.94	-17.26	68.2	48.56	40.1	21	58.72	100	0	P	H
													H
		11400	64.9	-9.1	74	69.75	39.9	17.61	62.36	121	105	P	V
		11400	50.5	-3.5	54	55.35	39.9	17.61	62.36	121	105	A	V
		17100	50.51	-17.69	68.2	48.13	40.1	21	58.72	100	0	P	V
Remark	1. No other spurious found. 2. All results are PASS against Peak and Average limit line.												



**Band 3 - 5470~5725MHz**  
**WIFI 802.11ac VHT20 (Band Edge @ 3m)**

WIFI Ant. 1	Note	Frequency ( MHz )	Level ( dBμV/m )	Over Limit ( dB )	Limit Line ( dBμV/m )	Read Level ( dBμV )	Antenna Factor ( dB/m )	Cable Loss ( dB )	Preamp Factor ( dB )	Ant Pos ( cm )	Table Pos ( deg )	Peak Avg. ( P/A )	Pol. ( H/V )	
802.11ac VHT20 CH 100 5500MHz		5459.76	59.49	-14.51	74	46.37	31.64	10.23	28.75	100	98	P	H	
		5465.84	60.75	-7.45	68.2	47.6	31.66	10.24	28.75	100	98	P	H	
		5459.44	44.69	-9.31	54	31.57	31.64	10.23	28.75	100	98	A	H	
	*	5500	110.61	-	-	97.27	31.8	10.29	28.75	100	98	P	H	
	*	5500	99.58	-	-	86.24	31.8	10.29	28.75	100	98	A	H	
														H
			5459.44	61.77	-12.23	74	48.65	31.64	10.23	28.75	100	9	P	V
			5467.12	65.22	-2.98	68.2	52.06	31.67	10.24	28.75	100	9	P	V
			5459.44	45.66	-8.34	54	32.54	31.64	10.23	28.75	100	9	A	V
	*		5500	113.67	-	-	100.33	31.8	10.29	28.75	100	9	P	V
	*		5500	102.72	-	-	89.38	31.8	10.29	28.75	100	9	A	V
													V	
802.11ac VHT20 CH 116 5580MHz		5432.08	55.82	-18.18	74	42.85	31.53	10.19	28.75	105	93	P	H	
		5468.8	55.7	-12.5	68.2	42.52	31.68	10.25	28.75	105	93	P	H	
		5458.72	43.15	-10.85	54	30.04	31.63	10.23	28.75	105	93	A	H	
	*	5580	111.09	-	-	97.72	31.76	10.4	28.79	105	93	P	H	
	*	5580	100.71	-	-	87.34	31.76	10.4	28.79	105	93	A	H	
			5757.125	58.01	-10.19	68.2	44.37	32.01	10.52	28.89	105	93	P	H
			5438.56	56.15	-17.85	74	43.15	31.55	10.2	28.75	100	137	P	V
			5464.96	56.29	-11.91	68.2	43.14	31.66	10.24	28.75	100	137	P	V
			5455.84	43.21	-10.79	54	30.11	31.62	10.23	28.75	100	137	A	V
	*		5580	113.38	-	-	100.01	31.76	10.4	28.79	100	137	P	V
	*		5580	103.11	-	-	89.74	31.76	10.4	28.79	100	137	A	V
		5755.235	57.71	-10.49	68.2	44.07	32.01	10.52	28.89	100	137	P	V	



<b>802.11ac</b> <b>VHT20</b> <b>CH 140</b> <b>5700MHz</b>	*	5700	107.29	-	-	93.86	31.8	10.49	28.86	132	101	P	H
	*	5700	96.47	-	-	83.04	31.8	10.49	28.86	132	101	A	H
		5729.24	62.53	-5.67	68.2	48.99	31.92	10.5	28.88	132	101	P	H
													H
													H
													H
	*	5700	111.09	-	-	97.66	31.8	10.49	28.86	117	13	P	V
	*	5700	99.93	-	-	86.5	31.8	10.49	28.86	117	13	A	V
		5725.88	64.72	-3.48	68.2	51.2	31.9	10.5	28.88	117	13	P	V
													V
													V
													V
<b>Remark</b>	1. No other spurious found. 2. All results are PASS against Peak and Average limit line.												



**Band 3 - 5470~5725MHz**  
**WIFI 802.11ac VHT20 (Harmonic @ 3m)**

WIFI Ant. 1	Note	Frequency ( MHz )	Level ( dBμV/m )	Over Limit ( dB )	Limit Line ( dBμV/m )	Read Level ( dBμV )	Antenna Factor ( dB/m )	Cable Loss ( dB )	Preamp Factor ( dB )	Ant Pos ( cm )	Table Pos ( deg )	Peak Avg. ( P/A )	Pol. ( H/V )	
802.11ac VHT20 CH 100 5500MHz		11000	57.82	-16.18	74	62.99	40.2	17.23	62.6	106	198	P	H	
		11000	43.83	-10.17	54	49	40.2	17.23	62.6	106	198	A	H	
		16500	50.11	-18.09	68.2	49.94	39	20.37	59.2	100	0	P	H	
													H	
			11000	60.62	-13.38	74	65.79	40.2	17.23	62.6	121	120	P	V
			11000	46.49	-7.51	54	51.66	40.2	17.23	62.6	121	120	A	V
			16500	49.73	-18.47	68.2	49.56	39	20.37	59.2	100	0	P	V
802.11ac VHT20 CH 116 5580MHz		11160	61.65	-12.35	74	66.95	39.82	17.38	62.5	100	195	P	H	
		11160	46.09	-7.91	54	51.39	39.82	17.38	62.5	100	195	A	H	
		16740	50.28	-17.92	68.2	48.55	40.18	20.61	59.06	100	0	P	H	
													H	
			11160	64.95	-9.05	74	70.25	39.82	17.38	62.5	100	175	P	V
			11160	49.44	-4.56	54	54.74	39.82	17.38	62.5	100	175	A	V
			16740	51.25	-16.95	68.2	49.52	40.18	20.61	59.06	100	0	P	V
802.11ac VHT20 CH 140 5700MHz		11400	59.19	-14.81	74	64.04	39.9	17.61	62.36	100	159	P	H	
		11400	45.31	-8.69	54	50.16	39.9	17.61	62.36	100	159	A	H	
		17100	50.97	-17.23	68.2	48.59	40.1	21	58.72	100	0	P	H	
													H	
			11400	62.86	-11.14	74	67.71	39.9	17.61	62.36	132	107	P	V
			11400	48.17	-5.83	54	53.02	39.9	17.61	62.36	132	107	A	V
			17100	50.27	-17.93	68.2	47.89	40.1	21	58.72	100	0	P	V
													V	
Remark	1. No other spurious found. 2. All results are PASS against Peak and Average limit line.													



**Band 3 - 5470~5725MHz**  
**WIFI 802.11ac VHT40 (Band Edge @ 3m)**

WIFI Ant. 1	Note	Frequency ( MHz )	Level ( dBμV/m )	Over Limit ( dB )	Limit Line ( dBμV/m )	Read Level ( dBμV )	Antenna Factor ( dB/m )	Cable Loss ( dB )	Preamp Factor ( dB )	Ant Pos ( cm )	Table Pos ( deg )	Peak Avg. ( P/A )	Pol. ( H/V )
802.11ac VHT40 CH 102 5510MHz		5459.68	58.5	-15.5	74	45.38	31.64	10.23	28.75	116	101	P	H
		5469.04	64.26	-3.94	68.2	51.08	31.68	10.25	28.75	116	101	P	H
		5458.96	47.54	-6.46	54	34.42	31.64	10.23	28.75	116	101	A	H
	*	5510	107.05	-	-	93.73	31.78	10.3	28.76	116	101	P	H
	*	5510	96.45	-	-	83.13	31.78	10.3	28.76	116	101	A	H
		5743.895	57.38	-10.82	68.2	43.78	31.98	10.51	28.89	116	101	P	H
		5459.68	60.76	-13.24	74	47.64	31.64	10.23	28.75	100	8	P	V
		5468.8	67.18	-1.02	68.2	54	31.68	10.25	28.75	100	8	P	V
		5459.68	49.4	-4.6	54	36.28	31.64	10.23	28.75	100	8	A	V
	*	5510	110.26	-	-	96.94	31.78	10.3	28.76	100	8	P	V
	*	5510	99.69	-	-	86.37	31.78	10.3	28.76	100	8	A	V
		5738.54	56.96	-11.24	68.2	43.38	31.95	10.51	28.88	100	8	P	V
802.11ac VHT40 CH 110 5550MHz		5453.92	56.49	-17.51	74	43.39	31.62	10.23	28.75	100	112	P	H
		5463.04	56.45	-11.75	68.2	43.31	31.65	10.24	28.75	100	112	P	H
		5457.76	44.15	-9.85	54	31.04	31.63	10.23	28.75	100	112	A	H
	*	5550	106.68	-	-	93.4	31.7	10.36	28.78	100	112	P	H
	*	5550	96.64	-	-	83.36	31.7	10.36	28.78	100	112	A	H
		5760.905	56.8	-11.4	68.2	43.16	32.02	10.52	28.9	100	112	P	H
		5435.92	57.16	-16.84	74	44.17	31.54	10.2	28.75	101	136	P	V
		5469.52	57.34	-10.86	68.2	44.16	31.68	10.25	28.75	101	136	P	V
		5458	45.12	-8.88	54	32.01	31.63	10.23	28.75	101	136	A	V
	*	5550	109.26	-	-	95.98	31.7	10.36	28.78	101	136	P	V
	*	5550	99.19	-	-	85.91	31.7	10.36	28.78	101	136	A	V
		5725.31	56.67	-11.53	68.2	43.15	31.9	10.5	28.88	101	136	P	V



<b>802.11ac</b>  <b>VHT40</b>  <b>CH 134</b>  <b>5670MHz</b>		5451.5	56.71	-17.29	74	43.63	31.61	10.22	28.75	100	100	P	H
		5466.2	55.36	-12.84	68.2	42.21	31.66	10.24	28.75	100	100	P	H
		5459.55	44.49	-9.51	54	31.37	31.64	10.23	28.75	100	100	A	H
	*	5670	106.42	-	-	93.12	31.68	10.47	28.85	100	100	P	H
	*	5670	95.9	-	-	82.6	31.68	10.47	28.85	100	100	A	H
		5730.35	59.41	-8.79	68.2	45.87	31.92	10.5	28.88	100	100	P	H
		5449.75	56.35	-17.65	74	43.28	31.6	10.22	28.75	106	11	P	V
		5463.05	55.88	-12.32	68.2	42.74	31.65	10.24	28.75	106	11	P	V
		5441.35	44.41	-9.59	54	31.38	31.57	10.21	28.75	106	11	A	V
	*	5670	111.01	-	-	97.71	31.68	10.47	28.85	106	11	P	V
	*	5670	100.52	-	-	87.22	31.68	10.47	28.85	106	11	A	V
		5729.3	61.84	-6.36	68.2	48.3	31.92	10.5	28.88	106	11	P	V
<b>Remark</b>	1. No other spurious found. 2. All results are PASS against Peak and Average limit line.												



**Band 3 - 5470~5725MHz**  
**WIFI 802.11ac VHT40 (Harmonic @ 3m)**

WIFI Ant. 1	Note	Frequency ( MHz )	Level ( dBμV/m )	Over Limit ( dB )	Limit Line ( dBμV/m )	Read Level ( dBμV )	Antenna Factor ( dB/m )	Cable Loss ( dB )	Preamp Factor ( dB )	Ant Pos ( cm )	Table Pos ( deg )	Peak Avg. ( P/A )	Pol. ( H/V )
802.11ac VHT40 CH 102 5510MHz		11020	55.44	-18.56	74	60.63	40.16	17.24	62.59	108	159	P	H
		11020	42.53	-11.47	54	47.72	40.16	17.24	62.59	108	159	A	H
		16530	49.19	-19.01	68.2	48.8	39.18	20.39	59.18	100	0	P	H
													H
		11020	57.9	-16.1	74	63.09	40.16	17.24	62.59	116	107	P	V
		11020	45.91	-8.09	54	51.1	40.16	17.24	62.59	116	107	A	V
		16530	49.13	-19.07	68.2	48.74	39.18	20.39	59.18	100	0	P	V
													V
802.11ac VHT40 CH 110 5550MHz		11100	57.42	-16.58	74	62.64	40	17.32	62.54	100	156	P	H
		11100	44.49	-9.51	54	49.71	40	17.32	62.54	100	156	A	H
		16650	49.94	-18.26	68.2	48.68	39.85	20.52	59.11	100	0	P	H
													H
		11100	59.33	-14.67	74	64.55	40	17.32	62.54	100	145	P	V
		11100	47.01	-6.99	54	52.23	40	17.32	62.54	100	145	A	V
		16650	50.19	-18.01	68.2	48.93	39.85	20.52	59.11	100	0	P	V
													V
802.11ac VHT40 CH 134 5670MHz		11340	59.23	-14.77	74	64.3	39.78	17.55	62.4	114	157	P	H
		11340	47.82	-6.18	54	52.89	39.78	17.55	62.4	114	157	A	H
		17010	50.35	-17.85	68.2	47.78	40.55	20.9	58.88	100	0	P	H
													H
		11340	62.11	-11.89	74	67.18	39.78	17.55	62.4	100	145	P	V
		11340	50.38	-3.62	54	55.45	39.78	17.55	62.4	100	145	A	V
		17010	51.23	-16.97	68.2	48.66	40.55	20.9	58.88	100	0	P	V
													V
Remark	1. No other spurious found. 2. All results are PASS against Peak and Average limit line.												





**Band 3 5470~5725MHz**  
**WIFI 802.11ac VHT80 (Band Edge @ 3m)**

WIFI Ant. 1	Note	Frequency ( MHz )	Level ( dBμV/m )	Over Limit ( dB )	Limit Line ( dBμV/m )	Read Level ( dBμV )	Antenna Factor ( dB/m )	Cable Loss ( dB )	Preamp Factor ( dB )	Ant Pos ( cm )	Table Pos ( deg )	Peak Avg. ( P/A )	Pol. ( H/V )
802.11ac VHT80 CH 106 5530MHz		5457.04	57.47	-16.53	74	44.36	31.63	10.23	28.75	100	113	P	H
		5466.88	57.06	-11.14	68.2	43.9	31.67	10.24	28.75	100	113	P	H
		5459.68	44.97	-9.03	54	31.85	31.64	10.23	28.75	100	113	A	H
	*	5530	100	-	-	86.7	31.74	10.33	28.77	100	113	P	H
	*	5530	90.46	-	-	77.16	31.74	10.33	28.77	100	113	A	H
		5747.99	56.95	-11.25	68.2	43.34	31.99	10.51	28.89	100	113	P	H
		5454.64	58.47	-15.53	74	45.37	31.62	10.23	28.75	100	130	P	V
		5463.28	58.41	-9.79	68.2	45.27	31.65	10.24	28.75	100	130	P	V
		5459.68	45.89	-8.11	54	32.77	31.64	10.23	28.75	100	130	A	V
	*	5530	102.5	-	-	89.2	31.74	10.33	28.77	100	130	P	V
	*	5530	93.09	-	-	79.79	31.74	10.33	28.77	100	130	A	V
	5757.125	57.11	-11.09	68.2	43.47	32.01	10.52	28.89	100	130	P	V	
802.11ac VHT80 CH 122 5610MHz		5409.28	55.7	-18.3	74	42.84	31.44	10.16	28.74	100	94	P	H
		5466.88	55.85	-12.35	68.2	42.69	31.67	10.24	28.75	100	94	P	H
		5458.72	44.35	-9.65	54	31.24	31.63	10.23	28.75	100	94	A	H
	*	5610	103.82	-	-	90.43	31.76	10.44	28.81	100	94	P	H
	*	5610	94.27	-	-	80.88	31.76	10.44	28.81	100	94	A	H
		5728.145	56.9	-11.3	68.2	43.37	31.91	10.5	28.88	100	94	P	H
		5457.04	56.4	-17.6	74	43.29	31.63	10.23	28.75	100	137	P	V
		5468.56	56.36	-11.84	68.2	43.19	31.67	10.25	28.75	100	137	P	V
		5459.44	45.02	-8.98	54	31.9	31.64	10.23	28.75	100	137	A	V
	*	5610	105.91	-	-	92.52	31.76	10.44	28.81	100	137	P	V
	*	5610	96.33	-	-	82.94	31.76	10.44	28.81	100	137	A	V
	5746.1	57.51	-10.69	68.2	43.91	31.98	10.51	28.89	100	137	P	V	
Remark	1. No other spurious found. 2. All results are PASS against Peak and Average limit line.												



**Band 3 5470~5725MHz**  
**WIFI 802.11ac VHT80 (Harmonic @ 3m)**

WIFI Ant. 1	Note	Frequency ( MHz )	Level ( dBμV/m )	Over Limit ( dB )	Limit Line ( dBμV/m )	Read Level (dBμV)	Antenna Factor ( dB/m )	Cable Loss ( dB )	Preamp Factor ( dB )	Ant Pos ( cm )	Table Pos ( deg )	Peak Avg. (P/A)	Pol. (H/V)	
802.11ac VHT80 CH 106 5530MHz		11060	53.15	-20.85	74	58.35	40.08	17.28	62.56	100	194	P	H	
		11060	40.78	-13.22	54	45.98	40.08	17.28	62.56	100	194	A	H	
		16590	49.08	-19.12	68.2	48.23	39.54	20.46	59.15	100	0	P	H	
													H	
			11060	55.06	-18.94	74	60.26	40.08	17.28	62.56	100	147	P	V
			11060	42.43	-11.57	54	47.63	40.08	17.28	62.56	100	147	A	V
			16590	49.55	-18.65	68.2	48.7	39.54	20.46	59.15	100	0	P	V
802.11ac VHT80 CH 122 5610MHz		11220	57.07	-16.93	74	62.41	39.7	17.43	62.47	124	197	P	H	
		11220	44.86	-9.14	54	50.2	39.7	17.43	62.47	124	197	A	H	
		16830	50.87	-17.33	68.2	48.83	40.33	20.71	59	100	0	P	H	
													H	
			11220	59.53	-14.47	74	64.87	39.7	17.43	62.47	118	143	P	V
			11220	47.01	-6.99	54	52.35	39.7	17.43	62.47	118	143	A	V
			16830	50.84	-17.36	68.2	48.8	40.33	20.71	59	100	0	P	V
													V	
Remark	1. No other spurious found. 2. All results are PASS against Peak and Average limit line.													



**Band 3 - Straddle Channel**  
**WIFI 802.11a (Band Edge @ 3m)**

WIFI	Note	Frequency	Level	Over	Limit	Read	Antenna	Cable	Preamp	Ant	Table	Peak	Pol.
Ant.				Limit	Line	Level	Factor	Loss	Factor	Pos	Pos	Avg.	
1		( MHz )	( dBμV/m )	( dB )	( dBμV/m )	( dBμV )	( dB/m )	( dB )	( dB )	( cm )	( deg )	( P/A )	( H/V )
<b>802.11a CH 144 5720MHz</b>		5418.25	55.61	-18.39	74	42.71	31.47	10.18	28.75	116	116	P	H
		5463.88	55.81	-12.39	68.2	42.66	31.66	10.24	28.75	116	116	P	H
		5452.57	42.02	-11.98	54	28.94	31.61	10.22	28.75	116	116	A	H
	*	5720	107.66	-	-	94.15	31.88	10.5	28.87	116	116	P	H
	*	5720	96.64	-	-	83.13	31.88	10.5	28.87	116	116	A	H
		5921.75	58.42	-9.78	68.2	44.37	32.39	10.65	28.99	116	116	P	H
		5381.2	55.77	-18.23	74	43.06	31.32	10.13	28.74	109	131	P	V
		5464.66	55.78	-12.42	68.2	42.63	31.66	10.24	28.75	109	131	P	V
		5451.4	42.1	-11.9	54	29.02	31.61	10.22	28.75	109	131	A	V
	*	5720	109.73	-	-	96.22	31.88	10.5	28.87	109	131	P	V
	*	5720	99.47	-	-	85.96	31.88	10.5	28.87	109	131	A	V
		5943.75	58.35	-9.85	68.2	44.21	32.47	10.67	29	109	131	P	V
<b>Remark</b>	1. No other spurious found. 2. All results are PASS against Peak and Average limit line.												



**Band 3 - Straddle Channel  
WIFI 802.11a (Harmonic @ 3m)**

WIFI Ant. 1	Note	Frequency ( MHz )	Level ( dBμV/m )	Over Limit ( dB )	Limit Line ( dBμV/m )	Read Level (dBμV)	Antenna Factor ( dB/m )	Cable Loss ( dB )	Preamp Factor ( dB )	Ant Pos ( cm )	Table Pos ( deg )	Peak Avg. (P/A)	Pol. (H/V)
802.11a CH 144 5720MHz		11440	63.6	-10.4	74	68.35	39.94	17.65	62.34	100	157	P	H
		11440	48.49	-5.51	54	53.24	39.94	17.65	62.34	100	157	A	H
		17160	50.68	-17.52	68.2	47.75	40.46	21.08	58.61	100	0	P	H
													H
		11440	65.49	-8.51	74	70.24	39.94	17.65	62.34	125	106	P	V
		11440	50.84	-3.16	54	55.59	39.94	17.65	62.34	125	106	A	V
		17160	51.67	-16.53	68.2	48.74	40.46	21.08	58.61	100	0	P	V
<b>Remark</b>	1. No other spurious found. 2. All results are PASS against Peak and Average limit line.												



**Band 3 - Straddle Channel**  
**WIFI 802.11ac VHT20 (Band Edge @ 3m)**

WIFI Ant. 1	Note	Frequency ( MHz )	Level ( dBμV/m )	Over Limit ( dB )	Limit Line ( dBμV/m )	Read Level ( dBμV )	Antenna Factor ( dB/m )	Cable Loss ( dB )	Preamp Factor ( dB )	Ant Pos ( cm )	Table Pos ( deg )	Peak Avg. ( P/A )	Pol. ( H/V )
802.11ac VHT20 CH 144 5720MHz		5354.68	56.15	-17.85	74	43.58	31.22	10.09	28.74	100	115	P	H
		5460.76	55.34	-12.86	68.2	42.21	31.64	10.24	28.75	100	115	P	H
		5452.18	42.96	-11.04	54	29.88	31.61	10.22	28.75	100	115	A	H
	*	5720	106.32	-	-	92.81	31.88	10.5	28.87	100	115	P	H
	*	5720	95.86	-	-	82.35	31.88	10.5	28.87	100	115	A	H
		5898.5	59.67	-8.53	68.2	45.71	32.3	10.63	28.97	100	115	P	H
		5389.39	55.99	-18.01	74	43.23	31.36	10.14	28.74	100	128	P	V
		5468.17	56.62	-11.58	68.2	43.45	31.67	10.25	28.75	100	128	P	V
		5457.25	43.16	-10.84	54	30.05	31.63	10.23	28.75	100	128	A	V
	*	5720	108.65	-	-	95.14	31.88	10.5	28.87	100	128	P	V
	*	5720	98.44	-	-	84.93	31.88	10.5	28.87	100	128	A	V
		5945.5	59.65	-8.55	68.2	45.5	32.48	10.67	29	100	128	P	V
Remark	1. No other spurious found. 2. All results are PASS against Peak and Average limit line.												



**Band 3 - Straddle Channel**  
**WIFI 802.11ac VHT20 (Harmonic @ 3m)**

WIFI Ant. 1	Note	Frequency ( MHz )	Level ( dBμV/m )	Over Limit ( dB )	Limit Line ( dBμV/m )	Read Level (dBμV)	Antenna Factor ( dB/m )	Cable Loss ( dB )	Preamp Factor ( dB )	Ant Pos ( cm )	Table Pos ( deg )	Peak Avg. (P/A)	Pol. (H/V)	
802.11ac VHT20 CH 144 5720MHz		11440	64.43	-9.57	74	69.18	39.94	17.65	62.34	100	154	P	H	
		11440	48.71	-5.29	54	53.46	39.94	17.65	62.34	100	154	A	H	
		17160	50.79	-17.41	68.2	47.86	40.46	21.08	58.61	100	0	P	H	
													H	
			11440	66.65	-7.35	74	71.4	39.94	17.65	62.34	126	107	P	V
			11440	50.75	-3.25	54	55.5	39.94	17.65	62.34	126	107	A	V
			17160	50.59	-17.61	68.2	47.66	40.46	21.08	58.61	100	0	P	V
													V	
<b>Remark</b>	1. No other spurious found. 2. All results are PASS against Peak and Average limit line.													



**Band 3 - Straddle Channel**  
**WIFI 802.11ac VHT40 (Band Edge @ 3m)**

WIFI Ant. 1	Note	Frequency ( MHz )	Level ( dBµV/m )	Over Limit ( dB )	Limit Line ( dBµV/m )	Read Level ( dBµV )	Antenna Factor ( dB/m )	Cable Loss ( dB )	Preamp Factor ( dB )	Ant Pos ( cm )	Table Pos ( deg )	Peak Avg. ( P/A )	Pol. ( H/V )
802.11ac VHT40 CH 142 5710MHz		5387.44	54.24	-19.76	74	42.38	31.35	9.25	28.74	119	90	P	H
		5462.32	54.13	-14.07	68.2	41.88	31.65	9.35	28.75	119	90	P	H
		5455.3	42.97	-11.03	54	30.76	31.62	9.34	28.75	119	90	A	H
	*	5710	103.96	-	-	91.31	31.84	9.68	28.87	119	90	P	H
	*	5710	93.88	-	-	81.23	31.84	9.68	28.87	119	90	A	H
		5895.75	57.06	-11.14	68.2	43.84	32.29	9.9	28.97	119	90	P	H
		5450.23	56.22	-17.78	74	44.03	31.6	9.34	28.75	100	134	P	V
		5461.54	54.48	-13.72	68.2	42.23	31.65	9.35	28.75	100	134	P	V
		5455.69	43.44	-10.56	54	31.22	31.62	9.35	28.75	100	134	A	V
	*	5710	105.96	-	-	93.31	31.84	9.68	28.87	100	134	P	V
	*	5710	96	-	-	83.35	31.84	9.68	28.87	100	134	A	V
		5914.75	57.43	-10.77	68.2	44.13	32.36	9.92	28.98	100	134	P	V
Remark	1. No other spurious found. 2. All results are PASS against Peak and Average limit line.												



**Band 3 - Straddle Channel**  
**WIFI 802.11ac VHT40 (Harmonic @ 3m)**

WIFI Ant. 1	Note	Frequency ( MHz )	Level ( dBμV/m )	Over Limit ( dB )	Limit Line ( dBμV/m )	Read Level ( dBμV )	Antenna Factor ( dB/m )	Cable Loss ( dB )	Preamp Factor ( dB )	Ant Pos ( cm )	Table Pos ( deg )	Peak Avg. ( P/A )	Pol. ( H/V )	
802.11ac VHT40 CH 142 5710MHz		11420	59.65	-14.35	74	64.45	39.92	17.63	62.35	100	153	P	H	
		11420	47.65	-6.35	54	52.45	39.92	17.63	62.35	100	153	A	H	
		17130	51.08	-17.12	68.2	48.43	40.28	21.04	58.67	100	0	P	H	
													H	
			11420	61.38	-12.62	74	66.18	39.92	17.63	62.35	116	145	P	V
			11420	50.6	-3.4	54	55.4	39.92	17.63	62.35	116	145	A	V
			17130	51.02	-17.18	68.2	48.37	40.28	21.04	58.67	100	0	P	V
													V	
<b>Remark</b>	1. No other spurious found. 2. All results are PASS against Peak and Average limit line.													





**Band 3 - Straddle Channel**  
**WIFI 802.11ac VHT80 (Band Edge @ 3m)**

WIFI Ant. 1	Note	Frequency ( MHz )	Level ( dBμV/m )	Over Limit ( dB )	Limit Line ( dBμV/m )	Read Level ( dBμV )	Antenna Factor ( dB/m )	Cable Loss ( dB )	Preamp Factor ( dB )	Ant Pos ( cm )	Table Pos ( deg )	Peak Avg. ( P/A )	Pol. ( H/V )
<b>802.11ac VHT80 CH 138 5690MHz</b>		5360.92	56.02	-17.98	74	43.42	31.24	10.1	28.74	100	91	P	H
		5468.17	54.84	-13.36	68.2	41.67	31.67	10.25	28.75	100	91	P	H
		5449.45	43.56	-10.44	54	30.49	31.6	10.22	28.75	100	91	A	H
	*	5690	104.12	-	-	90.74	31.76	10.48	28.86	100	91	P	H
	*	5690	94.53	-	-	81.15	31.76	10.48	28.86	100	91	A	H
		5881.5	58	-10.2	68.2	44.09	32.26	10.61	28.96	100	91	P	H
		5418.64	54.92	-19.08	74	42.02	31.47	10.18	28.75	100	131	P	V
		5468.95	55.12	-13.08	68.2	41.94	31.68	10.25	28.75	100	131	P	V
		5451.01	44.03	-9.97	54	30.96	31.6	10.22	28.75	100	131	A	V
	*	5690	106.15	-	-	92.77	31.76	10.48	28.86	100	131	P	V
	*	5690	96.13	-	-	82.75	31.76	10.48	28.86	100	131	A	V
		5916	57.38	-10.82	68.2	43.36	32.36	10.64	28.98	100	131	P	V
<b>Remark</b>	1. No other spurious found. 2. All results are PASS against Peak and Average limit line.												



**Band 3 - Straddle Channel**  
**WIFI 802.11ac VHT80 (Harmonic @ 3m)**

WIFI Ant. 1	Note	Frequency ( MHz )	Level ( dBμV/m )	Over Limit ( dB )	Limit Line ( dBμV/m )	Read Level (dBμV)	Antenna Factor ( dB/m )	Cable Loss ( dB )	Preamp Factor ( dB )	Ant Pos ( cm )	Table Pos ( deg )	Peak Avg. (P/A)	Pol. (H/V)	
<b>802.11ac VHT80 CH 138 5690MHz</b>		11380	60.04	-13.96	74	64.96	39.86	17.59	62.37	115	158	P	H	
		11380	47.43	-6.57	54	52.35	39.86	17.59	62.37	115	158	A	H	
		17070	50.87	-17.33	68.2	48.41	40.25	20.98	58.77	100	0	P	H	
													H	
			11380	62.66	-11.34	74	67.58	39.86	17.59	62.37	100	144	P	V
			11380	50.49	-3.51	54	55.41	39.86	17.59	62.37	100	144	A	V
			17070	49.84	-18.36	68.2	47.38	40.25	20.98	58.77	100	0	P	V
													V	
<b>Remark</b>	1. No other spurious found. 2. All results are PASS against Peak and Average limit line.													



Emission below 1GHz  
WIFI 802.11ac VHT20 (LF @ 3m)

WIFI	Note	Frequency	Level	Over	Limit	Read	Antenna	Cable	Preamp	Ant	Table	Peak	Pol.	
Ant.				Limit	Line	Level	Factor	Loss	Factor	Pos	Pos	Avg.		
1		( MHz )	( dBμV/m )	( dB )	( dBμV/m )	( dBμV )	( dB/m )	( dB )	( dB )	( cm )	( deg )	( P/A )	( H/V )	
802.11ac VHT20 LF		30.97	24.67	-15.33	40	29.79	24.01	0.51	29.64	-	-	P	H	
		94.99	24.13	-19.37	43.5	37.64	15.29	0.81	29.61	-	-	P	H	
		155.13	24.63	-18.87	43.5	36.39	16.59	1.21	29.56	-	-	P	H	
		760.41	33.23	-12.77	46	30.51	28.08	3.22	28.58	-	-	P	H	
		885.54	35.16	-10.84	46	30.69	29.03	3.69	28.25	-	-	P	H	
		953.44	37.33	-8.67	46	31.05	30.73	3.68	28.13	100	0	P	H	
														H
														H
														H
														H
														H
														H
			44.55	33.22	-6.78	40	45.35	16.98	0.55	29.66	100	0	P	V
			67.83	27.06	-12.94	40	44.11	11.89	0.75	29.69	-	-	P	V
			85.29	25.58	-14.42	40	40.4	14	0.84	29.66	-	-	P	V
			704.15	38.35	-7.65	46	37.54	26.45	2.91	28.55	-	-	P	V
			711.91	35.76	-10.24	46	34.77	26.59	2.96	28.56	-	-	P	V
			935.98	35.9	-10.1	46	30.41	29.95	3.69	28.15	-	-	P	V
														V
														V
													V	
													V	
													V	
													V	
Remark	1. No other spurious found. 2. All results are PASS against limit line.													



<EUT with Battery 2>

Band 3 - 5470~5725MHz

WIFI 802.11ac VHT20 (Band Edge @ 3m)

WIFI Ant.	Note	Frequency	Level	Over Limit	Limit Line	Read Level	Antenna Factor	Path Loss	Preamp Factor	Ant Pos	Table Pos	Peak Avg.	Pol.	
1		( MHz )	( dBμV/m )	( dB )	( dBμV/m )	( dBμV )	( dB/m )	( dB )	( dB )	( cm )	( deg )	( P/A )	( H/V )	
802.11ac VHT20 CH 100 5500MHz		5452.72	61.66	-12.34	74	49.46	31.61	9.34	28.75	175	308	P	H	
		5463.28	61.78	-6.42	68.2	49.52	31.65	9.36	28.75	175	308	P	H	
		5457.84	44.24	-9.76	54	32.01	31.63	9.35	28.75	175	308	A	H	
	*	5500	111.5	-	-	99.04	31.8	9.41	28.75	175	308	P	H	
	*	5500	101.43	-	-	88.97	31.8	9.41	28.75	175	308	A	H	
														H
			5356.56	54.87	-19.13	74	43.17	31.23	9.21	28.74	286	234	P	V
			5464.72	55.38	-12.82	68.2	43.11	31.66	9.36	28.75	286	234	P	V
			5450.32	41.83	-12.17	54	29.64	31.6	9.34	28.75	286	234	A	V
	*		5500	101.26	-	-	88.8	31.8	9.41	28.75	286	234	P	V
	*		5500	91.1	-	-	78.64	31.8	9.41	28.75	286	234	A	V
													V	



**Band 3 - 5470~5725MHz  
WIFI 802.11ac VHT20 (Harmonic @ 3m)**

WIFI Ant. 1	Note	Frequency ( MHz )	Level ( dBμV/m )	Over Limit ( dB )	Limit Line ( dBμV/m )	Read Level (dBμV)	Antenna Factor ( dB/m )	Path Loss ( dB )	Preamp Factor ( dB )	Ant Pos ( cm )	Table Pos ( deg )	Peak Avg. (P/A)	Pol. (H/V)	
802.11ac VHT20 CH 100 5500MHz		11000	55.78	-18.22	74	60.95	40.2	17.23	62.6	191	19	P	H	
		11000	42.38	-11.62	54	47.55	40.2	17.23	62.6	191	19	A	H	
		16500	48.65	-19.55	68.2	48.48	39	20.37	59.2	100	0	P	H	
													H	
			11000	57.46	-16.54	74	62.63	40.2	17.23	62.6	141	356	P	V
			11000	43.76	-10.24	54	48.93	40.2	17.23	62.6	141	356	A	V
			16500	48.9	-19.3	68.2	48.73	39	20.37	59.2	100	0	P	V
														V



<EUT with Battery 3>

Band 3 - 5470~5725MHz

WIFI 802.11ac VHT20 (Band Edge @ 3m)

WIFI Ant.	Note	Frequency	Level	Over Limit	Limit Line	Read Level	Antenna Factor	Path Loss	Preamp Factor	Ant Pos	Table Pos	Peak Avg.	Pol.	
1		( MHz )	( dBμV/m )	( dB )	( dBμV/m )	(dBμV)	( dB/m )	( dB )	( dB )	( cm )	( deg )	(P/A)	(H/V)	
802.11ac VHT20 CH 100 5500MHz		5458.32	62.44	-11.56	74	50.21	31.63	9.35	28.75	188	303	P	H	
		5461.52	62.66	-5.54	68.2	50.41	31.65	9.35	28.75	188	303	P	H	
		5457.2	44.08	-9.92	54	31.85	31.63	9.35	28.75	188	303	A	H	
	*	5500	112.25	-	-	99.79	31.8	9.41	28.75	188	303	P	H	
	*	5500	101.99	-	-	89.53	31.8	9.41	28.75	188	303	A	H	
														H
			5442.96	55.41	-18.59	74	43.26	31.57	9.33	28.75	299	235	P	V
			5464.56	54.56	-13.64	68.2	42.29	31.66	9.36	28.75	299	235	P	V
			5459.44	41.89	-12.11	54	29.65	31.64	9.35	28.75	299	235	A	V
	*		5500	103.21	-	-	90.75	31.8	9.41	28.75	299	235	P	V
	*		5500	92.79	-	-	80.33	31.8	9.41	28.75	299	235	A	V
													V	
Remark	1. No other spurious found. 2. All results are PASS against Peak and Average limit line.													



**Band 3 - 5470~5725MHz**  
**WIFI 802.11ac VHT20 (Harmonic @ 3m)**

WIFI Ant. 1	Note	Frequency ( MHz )	Level ( dBμV/m )	Over Limit ( dB )	Limit Line ( dBμV/m )	Read Level (dBμV)	Antenna Factor ( dB/m )	Path Loss ( dB )	Preamp Factor ( dB )	Ant Pos ( cm )	Table Pos ( deg )	Peak Avg. (P/A)	Pol. (H/V)	
<b>802.11ac VHT20 CH 100 5500MHz</b>		11000	57.84	-16.16	74	63.01	40.2	17.23	62.6	212	16	P	H	
		11000	43.97	-10.03	54	49.14	40.2	17.23	62.6	212	16	A	H	
		16500	49.56	-18.64	68.2	49.39	39	20.37	59.2	100	0	P	H	
													H	
			11000	59.37	-14.63	74	64.54	40.2	17.23	62.6	230	0	P	V
			11000	45	-9	54	50.17	40.2	17.23	62.6	230	0	A	V
			16500	49	-19.2	68.2	48.83	39	20.37	59.2	100	0	P	V
													V	
<b>Remark</b>	1. No other spurious found. 2. All results are PASS against Peak and Average limit line.													



**Note symbol**

*	<b>Fundamental Frequency</b> which can be ignored. However, the level of any unwanted emissions shall not exceed the level of the fundamental frequency.
!	Test result is <b>over limit</b> line.
P/A	<b>Peak</b> or <b>Average</b>
H/V	<b>Horizontal</b> or <b>Vertical</b>





A calculation example for radiated spurious emission is shown as below:

WIFI	Note	Frequency	Level	Over	Limit	Read	Antenna	Path	Preamp	Ant	Table	Peak	Pol.
Ant.				Limit	Line	Level	Factor	Loss	Factor	Pos	Pos	Avg.	
2		( MHz )	( dBμV/m )	( dB )	( dBμV/m )	( dBμV )	( dB/m )	( dB )	( dB )	( cm )	( deg )	( P/A )	( H/V )
802.11b		2390	55.45	-18.55	74	54.51	32.22	4.58	35.86	103	308	P	H
CH 01													
2412MHz		2390	43.54	-10.46	54	42.6	32.22	4.58	35.86	103	308	A	H

1. Path Loss(dB) = Cable loss(dB) + Filter loss(dB) + Attenuator loss(dB)
2. Level(dBμV/m) = Antenna Factor(dB/m) + Path Loss(dB) + Read Level(dBμV) - Preamp Factor(dB)
3. Over Limit(dB) = Level(dBμV/m) – Limit Line(dBμV/m)

**For Peak Limit @ 2390MHz:**

1. Level(dBμV/m)  
= Antenna Factor(dB/m) + Path Loss(dB) + Read Level(dBμV) - Preamp Factor(dB)  
= 32.22(dB/m) + 4.58(dB) + 54.51(dBμV) – 35.86 (dB)  
= 55.45 (dBμV/m)
2. Over Limit(dB)  
= Level(dBμV/m) – Limit Line(dBμV/m)  
= 55.45(dBμV/m) – 74(dBμV/m)  
= -18.55(dB)

**For Average Limit @ 2390MHz:**

1. Level(dBμV/m)  
= Antenna Factor(dB/m) + Path Loss(dB) + Read Level(dBμV) - Preamp Factor(dB)  
= 32.22(dB/m) + 4.58(dB) + 42.6(dBμV) – 35.86 (dB)  
= 43.54 (dBμV/m)
2. Over Limit(dB) = Level(dBμV/m) – Limit Line(dBμV/m)  
= 43.54(dBμV/m) – 54(dBμV/m)  
= -10.46(dB)

**Both peak and average measured complies with the limit line, so test result is “PASS”.**



## Appendix C. Radiated Spurious Emission

<b>Test Engineer :</b>	Jack Cheng, Lance Chiang and Chuan Chu	<b>Temperature :</b>	19.2~26.8°C
		<b>Relative Humidity :</b>	53.5~69%

### Note symbol

-L	Low channel location
-R	High channel location

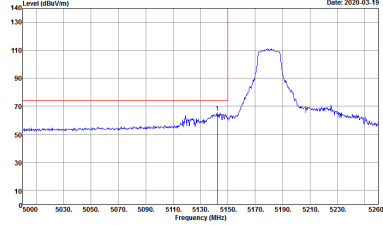
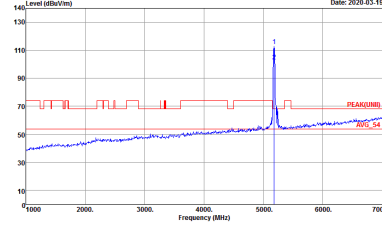
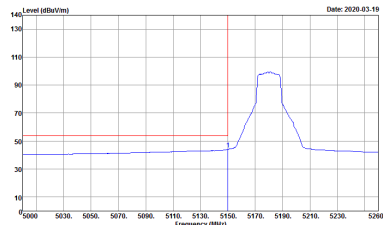


<EUT with Battery 1>

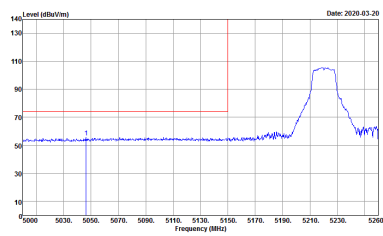
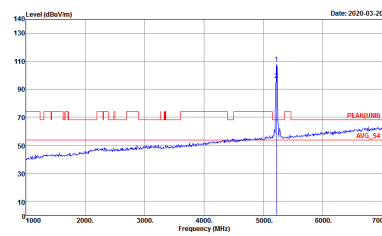
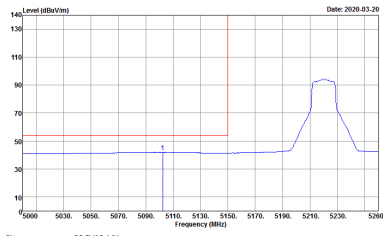
**Band 1 - 5150~5250MHz**  
**WIFI 802.11a (Band Edge @ 3m)**

WIFI	Band 1 5150~5250MHz Band Edge @ 3m	
ANT	802.11a CH36 5180MHz	
1	Horizontal	Fundamental
<b>Peak</b>	<p>Site : 03CH12-HY            Condition : PEAK_BE_74 3m HORN_91200_1328 HORIZONTAL            RBW:1000.000kHz VBW:3000.000kHz SWT:Auto            Detector : Peak            Project : 010720</p>	<p>Site : 03CH12-HY            Condition : PEAK(FUN1) 3m HORN_91200_1328 HORIZONTAL            RBW:1000.000kHz VBW:3000.000kHz SWT:Auto            Detector : Peak            Project : 010720</p>
<b>Avg.</b>	<p>Site : 03CH12-HY            Condition : AVS_BE_54 3m HORN_91200_1328 HORIZONTAL            RBW:1000.000kHz VBW:0.010kHz SWT:Auto            Detector : Peak            Project : 010720</p>	Left blank

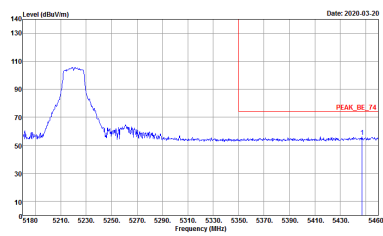
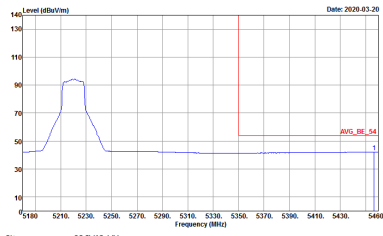


WIFI	Band 1 5150~5250MHz Band Edge @ 3m	
ANT	802.11a CH36 5180MHz	
1	Vertical	Fundamental
<p><b>Peak</b></p>	 <p>Site : 03CH12-HY            Condition : PEAK_BE_74 3m HORN_9120D_1328 VERTICAL            Detector : Peak            Project : 010720</p>	 <p>Site : 03CH12-HY            Condition : PEAK(FUN1) 3m HORN_9120D_1328 VERTICAL            Detector : Peak            Project : 010720</p>
<p><b>Avg.</b></p>	 <p>Site : 03CH12-HY            Condition : AVG_BE_54 3m HORN_9120D_1328 VERTICAL            Detector : Peak            Project : 010720</p>	<p><b>Left blank</b></p>



WIFI	Band 1 5150~5250MHz Band Edge @ 3m	
ANT	802.11a CH44 5220MHz - L	
1	Horizontal	Fundamental
<p><b>Peak</b></p>	 <p>Site : 03CH12-HY            Condition : PEAK_BE_74 3m HORN_9120D_1328 HORIZONTAL            Detector : Peak            Project : 010720</p>	 <p>Site : 03CH12-HY            Condition : PEAK(FUN) 3m HORN_9120D_1328 HORIZONTAL            Detector : Peak            Project : 010720</p>
<p><b>Avg.</b></p>	 <p>Site : 03CH12-HY            Condition : AVG_BE_54 3m HORN_9120D_1328 HORIZONTAL            Detector : Peak            Project : 010720</p>	<p><b>Left blank</b></p>

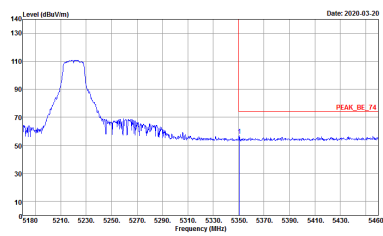
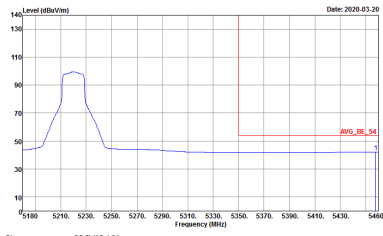


WIFI	Band 1 5150~5250MHz Band Edge @ 3m	
ANT	802.11a CH44 5220MHz - R	
1	Horizontal	Fundamental
<p><b>Peak</b></p>	 <p>Site : 03CH12-HY            Condition : PEAK_BE_74 3m HORN_9120D_1328 HORIZONTAL            Detector : Peak            Project : 010720</p>	<p>Left blank</p>
<p><b>Avg.</b></p>	 <p>Site : 03CH12-HY            Condition : AVG_BE_54 3m HORN_9120D_1328 HORIZONTAL            Detector : Peak            Project : 010720</p>	<p>Left blank</p>



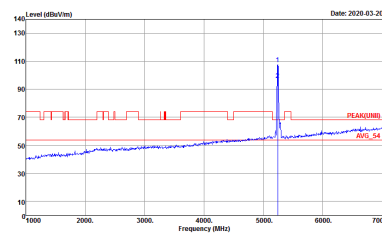
WIFI	Band 1 5150~5250MHz Band Edge @ 3m	
ANT	802.11a CH44 5220MHz - L	
1	Vertical	Fundamental
<b>Peak</b>	<p>Site : 03CH12-HY            Condition : PEAK_BE_74 3m HORN_9120D_1328 VERTICAL            Detector : Peak            Project : 010720</p>	<p>Site : 03CH12-HY            Condition : PEAK(UM) 3m HORN_9120D_1328 VERTICAL            Detector : Peak            Project : 010720</p>
<b>Avg.</b>	<p>Site : 03CH12-HY            Condition : AVG_BE_54 3m HORN_9120D_1328 VERTICAL            Detector : Peak            Project : 010720</p>	<b>Left blank</b>



WIFI	Band 1 5150~5250MHz Band Edge @ 3m	
ANT	802.11a CH44 5220MHz - R	
1	Vertical	Fundamental
<p><b>Peak</b></p>	 <p>Site : 03CH2-HY            Condition : PEAK_BE_74 3m HORN_9120D_1328 VERTICAL            Detector : Peak            Project : 010720</p>	<p>Left blank</p>
<p><b>Avg.</b></p>	 <p>Site : 03CH2-HY            Condition : AVG_BE_54 3m HORN_9120D_1328 VERTICAL            Detector : Peak            Project : 010720</p>	<p>Left blank</p>



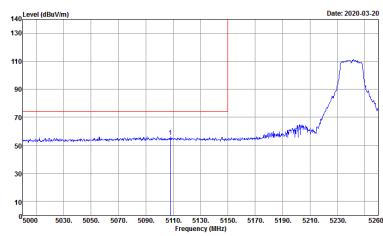
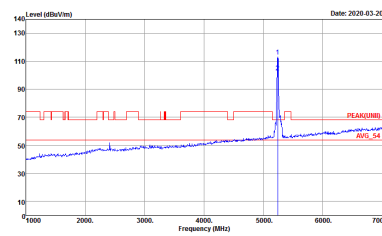
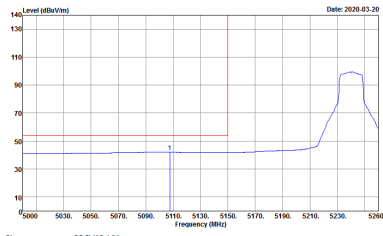


WIFI	Band 1 5150~5250MHz Band Edge @ 3m	
ANT	802.11a CH48 5240MHz - L	
1	Horizontal	Fundamental
<p><b>Peak</b></p>	 <p>Site : 03CH12-HY            Condition : PEAK_BE_74 3m HORN_9120D_1328 HORIZONTAL            Detector : Peak            Project : 010720</p>	 <p>Site : 03CH12-HY            Condition : PEAK(FUN) 3m HORN_9120D_1328 HORIZONTAL            Detector : Peak            Project : 010720</p>
<p><b>Avg.</b></p>	 <p>Site : 03CH12-HY            Condition : AVG_BE_54 3m HORN_9120D_1328 HORIZONTAL            Detector : Peak            Project : 010720</p>	<p><b>Left blank</b></p>

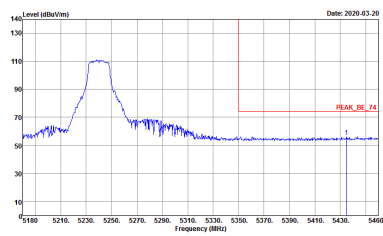
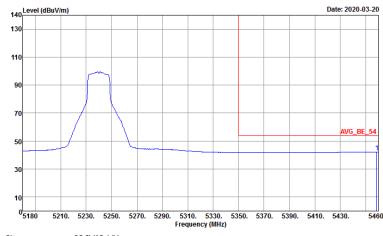


WIFI	Band 1 5150~5250MHz Band Edge @ 3m	
ANT	802.11a CH48 5240MHz - R	
1	Horizontal	Fundamental
<p><b>Peak</b></p>		<p>Left blank</p>
<p><b>Avg.</b></p>		<p>Left blank</p>



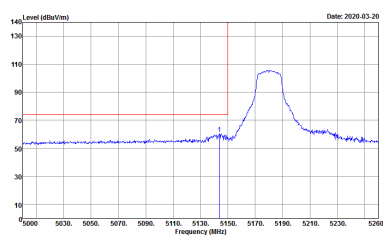
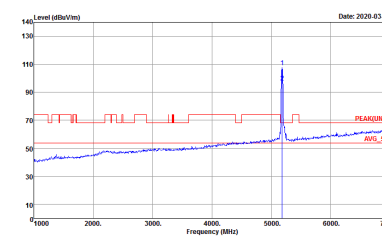
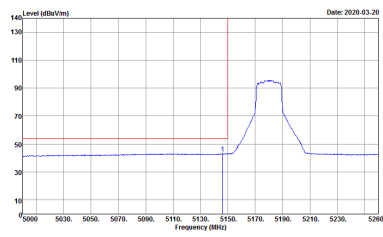
WIFI	Band 1 5150~5250MHz Band Edge @ 3m	
ANT	802.11a CH48 5240MHz - L	
1	Vertical	Fundamental
<p><b>Peak</b></p>	 <p>Site : 03CH12-HY            Condition : PEAK_BE_74 3m HORN_9120D_1328 VERTICAL            Detector : Peak            Project : 010720</p>	 <p>Site : 03CH12-HY            Condition : PEAK(FUNDE) 3m HORN_9120D_1328 VERTICAL            Detector : Peak            Project : 010720</p>
<p><b>Avg.</b></p>	 <p>Site : 03CH12-HY            Condition : AVG_BE_54 3m HORN_9120D_1328 VERTICAL            Detector : Peak            Project : 010720</p>	<p><b>Left blank</b></p>



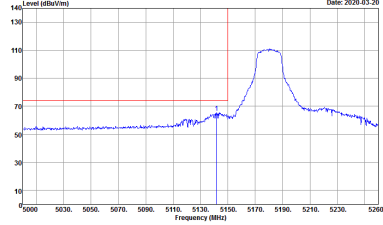
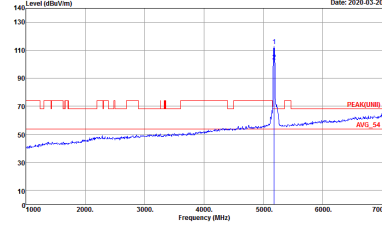
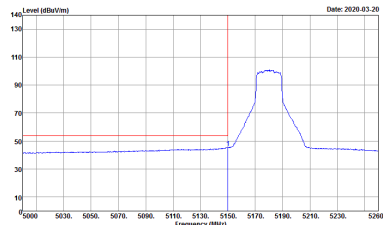
WIFI	Band 1 5150~5250MHz Band Edge @ 3m	
ANT	802.11a CH48 5240MHz - R	
1	Vertical	Fundamental
<p><b>Peak</b></p>	 <p>Site : 03CH12-HY            Condition : PEAK_BE_74 3m HORN_9120D_1328 VERTICAL            Detector : Peak            Project : 010720</p>	<p>Left blank</p>
<p><b>Avg.</b></p>	 <p>Site : 03CH12-HY            Condition : AVG_BE_54 3m HORN_9120D_1328 VERTICAL            Detector : Peak            Project : 010720</p>	<p>Left blank</p>



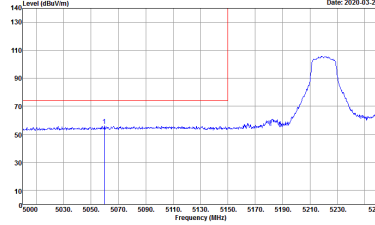
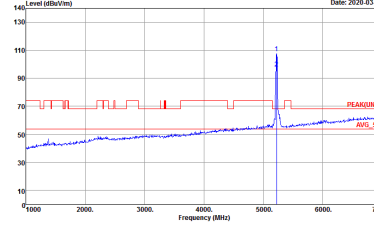
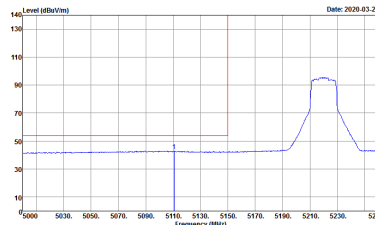
**Band 1 5150~5250MHz**  
**WIFI 802.11ac VHT20 (Band Edge @ 3m)**

WIFI	Band 1 5150~5250MHz Band Edge @ 3m	
ANT	802.11ac VHT20 CH36 5180MHz	
1	Horizontal	Fundamental
<b>Peak</b>	 <p>Site : 03CH2-HY            Condition : PEAK_BE_74 3m HORN_91200_1328 HORIZONTAL            RBW:1000.000kHz VBW:3000.000kHz SWT:Auto            Detector : Peak            Project : 010720</p>	 <p>Site : 03CH2-HY            Condition : PEAK(UNL) 3m HORN_91200_1328 HORIZONTAL            RBW:1000.000kHz VBW:3000.000kHz SWT:Auto            Detector : Peak            Project : 010720</p>
<b>Avg.</b>	 <p>Site : 03CH2-HY            Condition : AVG_BE_54 3m HORN_91200_1328 HORIZONTAL            RBW:1000.000kHz VBW:1.000kHz SWT:Auto            Detector : Peak            Project : 010720</p>	<b>Left blank</b>

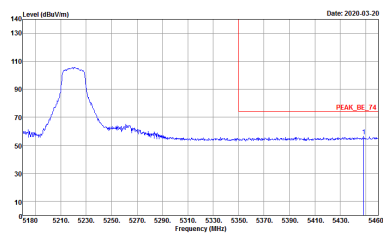
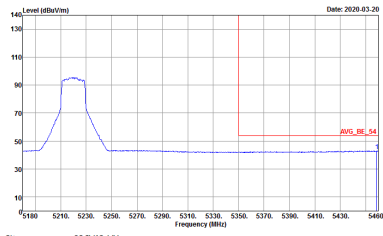


WIFI	Band 1 5150~5250MHz Band Edge @ 3m	
ANT	802.11ac VHT20 CH36 5180MHz	
1	Vertical	Fundamental
<p><b>Peak</b></p>	 <p>Site : 03CH12-HY            Condition : PEAK_BE_74 3m HORN_9120D_1328 VERTICAL            Detector : Peak            Project : 010720</p>	 <p>Site : 03CH12-HY            Condition : PEAK(UMB) 3m HORN_9120D_1328 VERTICAL            Detector : Peak            Project : 010720</p>
<p><b>Avg.</b></p>	 <p>Site : 03CH12-HY            Condition : AVG_BE_54 3m HORN_9120D_1328 VERTICAL            Detector : Peak            Project : 010720</p>	<p><b>Left blank</b></p>



WIFI	Band 1 5150~5250MHz Band Edge @ 3m	
ANT	802.11ac VHT20 CH44 5220MHz - L	
1	Horizontal	Fundamental
<p><b>Peak</b></p>	 <p>Date: 2020-03-20</p> <p>Site : 03CH12-HY            Condition : PEAK_BE_74 3m HORN_9120D_1328 HORIZONTAL            Detector : Peak            Project : 010720</p>	 <p>Date: 2020-03-20</p> <p>Site : 03CH12-HY            Condition : PEAK(UM) 3m HORN_9120D_1328 HORIZONTAL            Detector : Peak            Project : 010720</p>
<p><b>Avg.</b></p>	 <p>Date: 2020-03-20</p> <p>Site : 03CH12-HY            Condition : AVG_BE_54 3m HORN_9120D_1328 HORIZONTAL            Detector : Peak            Project : 010720</p>	<p><b>Left blank</b></p>



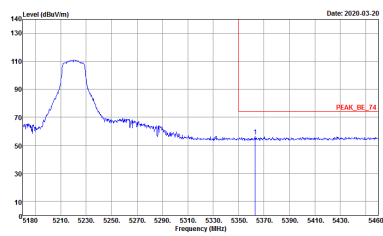
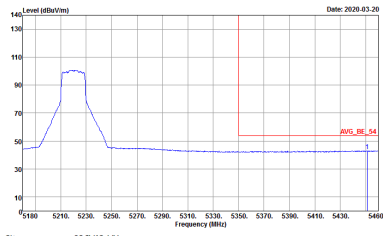
WIFI	Band 1 5150~5250MHz Band Edge @ 3m	
ANT	802.11ac VHT20 CH44 5220MHz - R	
1	Horizontal	Fundamental
<p><b>Peak</b></p>	 <p>Site : 03CH2-HY            Condition : PEAK_BE_74 3m HORN_9120D_1328 HORIZONTAL            Detector : Peak            Project : 010720</p>	<p>Left blank</p>
<p><b>Avg.</b></p>	 <p>Site : 03CH2-HY            Condition : AVG_BE_54 3m HORN_9120D_1328 HORIZONTAL            Detector : Peak            Project : 010720</p>	<p>Left blank</p>



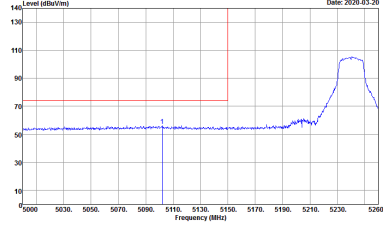
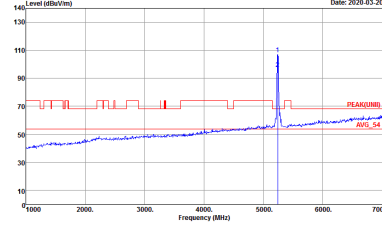
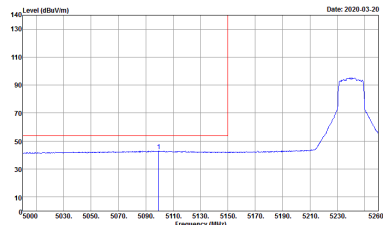


WIFI	Band 1 5150~5250MHz Band Edge @ 3m	
ANT	802.11ac VHT20 CH44 5220MHz - L	
1	Vertical	Fundamental
<b>Peak</b>	<p>Site : 03CH12-HY            Condition : PEAK_BE_74 3m HORN_9120D_1328 VERTICAL            Detector : Peak            Project : 010720</p>	<p>Site : 03CH12-HY            Condition : PEAK(UM) 3m HORN_9120D_1328 VERTICAL            Detector : Peak            Project : 010720</p>
<b>Avg.</b>	<p>Site : 03CH12-HY            Condition : AVG_BE_54 3m HORN_9120D_1328 VERTICAL            Detector : Peak            Project : 010720</p>	<b>Left blank</b>

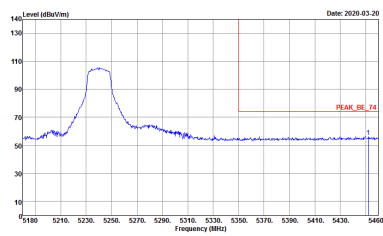
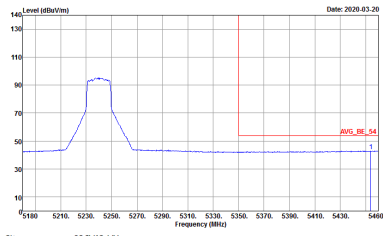


WIFI	Band 1 5150~5250MHz Band Edge @ 3m	
ANT	802.11ac VHT20 CH44 5220MHz - R	
1	Vertical	Fundamental
<p><b>Peak</b></p>	 <p>Site : 03CH2-HY            Condition : PEAK_BE_74 3m HORN_9120D_1328 VERTICAL            Detector : Peak            Project : 010720</p>	<p>Left blank</p>
<p><b>Avg.</b></p>	 <p>Site : 03CH2-HY            Condition : AVG_BE_54 3m HORN_9120D_1328 VERTICAL            Detector : Peak            Project : 010720</p>	<p>Left blank</p>



WIFI	Band 1 5150~5250MHz Band Edge @ 3m	
ANT	802.11ac VHT20 CH48 5240MHz - L	
1	Horizontal	Fundamental
<p><b>Peak</b></p>	 <p>Site : 03CH12-HY            Condition : PEAK_BE_74 3m HORN_9120D_1328 HORIZONTAL            Detector : Peak            Project : 010720</p>	 <p>Site : 03CH12-HY            Condition : PEAK(FUNEL) 3m HORN_9120D_1328 HORIZONTAL            Detector : Peak            Project : 010720</p>
<p><b>Avg.</b></p>	 <p>Site : 03CH12-HY            Condition : AVG_BE_54 3m HORN_9120D_1328 HORIZONTAL            Detector : Peak            Project : 010720</p>	<p><b>Left blank</b></p>

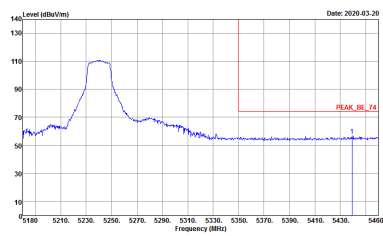
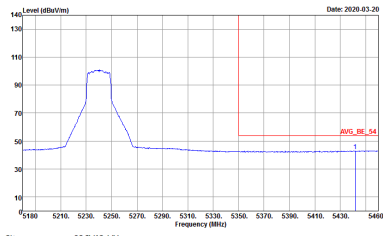


WIFI	Band 1 5150~5250MHz Band Edge @ 3m	
ANT	802.11ac VHT20 CH48 5240MHz - R	
1	Horizontal	Fundamental
<p><b>Peak</b></p>	 <p>Site : 03CH12-HY            Condition : PEAK_BE_74 3m HORN_9120D_1328 HORIZONTAL            Detector : Peak            Project : 010720</p>	<p>Left blank</p>
<p><b>Avg.</b></p>	 <p>Site : 03CH12-HY            Condition : AVG_BE_54 3m HORN_9120D_1328 HORIZONTAL            Detector : Peak            Project : 010720</p>	<p>Left blank</p>



WIFI	Band 1 5150~5250MHz Band Edge @ 3m	
ANT	802.11ac VHT20 CH48 5240MHz - L	
1	Vertical	Fundamental
<b>Peak</b>	<p>Site : 03CH12-HY            Condition : PEAK_BE_74 3m HORN_9120D_1328 VERTICAL            Detector : Peak            Project : 010720</p>	<p>Site : 03CH12-HY            Condition : PEAK(FUNDE) 3m HORN_9120D_1328 VERTICAL            Detector : Peak            Project : 010720</p>
<b>Avg.</b>	<p>Site : 03CH12-HY            Condition : AVG_BE_54 3m HORN_9120D_1328 VERTICAL            Detector : Peak            Project : 010720</p>	<b>Left blank</b>



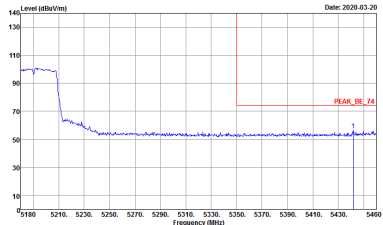
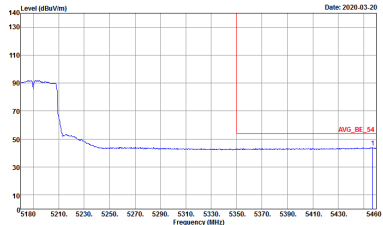
WIFI	Band 1 5150~5250MHz Band Edge @ 3m	
ANT	802.11ac VHT20 CH48 5240MHz - R	
1	Vertical	Fundamental
<p><b>Peak</b></p>	 <p>Site : 03CH2-HY            Condition : PEAK_BE_74 3m HORN_9120D_1328 VERTICAL            Detector : Peak            Project : 010720</p>	<p>Left blank</p>
<p><b>Avg.</b></p>	 <p>Site : 03CH2-HY            Condition : AVG_BE_54 3m HORN_9120D_1328 VERTICAL            Detector : Peak            Project : 010720</p>	<p>Left blank</p>



**Band 1 5150~5250MHz  
WIFI 802.11ac VHT40 (Band Edge @ 3m)**

WIFI	Band 1 5150~5250MHz Band Edge @ 3m	
ANT	802.11ac VHT40 CH38 5190MHz - L	
1	Horizontal	Fundamental
<b>Peak</b>	<p>Site : 03CH2-HY Condition : PEAK_BE_74 3m HORN_91200_1328 HORIZONTAL RBW:1000.000kHz VBW:3000.000kHz SWT:Auto Detector : Peak Project : 010720</p>	<p>Site : 03CH2-HY Condition : PEAK(UM) 3m HORN_91200_1328 HORIZONTAL RBW:1000.000kHz VBW:3000.000kHz SWT:Auto Detector : Peak Project : 010720</p>
<b>Avg.</b>	<p>Site : 03CH2-HY Condition : AVG_BE_54 3m HORN_91200_1328 HORIZONTAL RBW:1000.000kHz VBW:3.000kHz SWT:Auto Detector : Peak Project : 010720</p>	<b>Left blank</b>



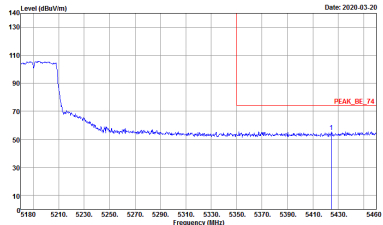
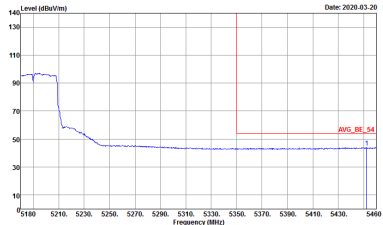
WIFI	Band 1 5150~5250MHz Band Edge @ 3m	
ANT	802.11ac VHT40 CH38 5190MHz - R	
1	Horizontal	Fundamental
<p><b>Peak</b></p>	 <p>Site : 03CH12-HY            Condition : PEAK_BE_74 3m HORN_9120D_1328 HORIZONTAL            Detector : Peak            Project : 010720</p>	<p>Left blank</p>
<p><b>Avg.</b></p>	 <p>Site : 03CH12-HY            Condition : AVG_BE_54 3m HORN_9120D_1328 HORIZONTAL            Detector : Peak            Project : 010720</p>	<p>Left blank</p>



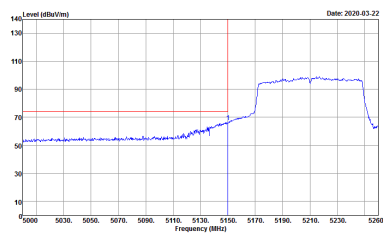
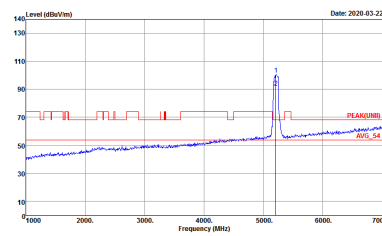
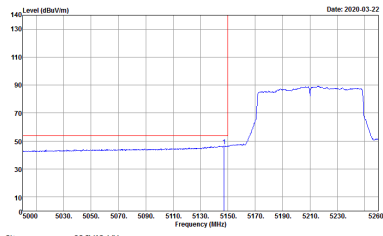


WIFI	Band 1 5150~5250MHz Band Edge @ 3m	
ANT	802.11ac VHT40 CH38 5190MHz - L	
1	Vertical	Fundamental
Peak	<p>Site : 03CH12-HY            Condition : PEAK_BE_74 3m HORN_9120D_1328 VERTICAL            Detector : Peak            Project : 010720</p>	<p>Site : 03CH12-HY            Condition : PEAK(FUNDE) 3m HORN_9120D_1328 VERTICAL            Detector : Peak            Project : 010720</p>
Avg.	<p>Site : 03CH12-HY            Condition : AVG_BE_54 3m HORN_9120D_1328 VERTICAL            Detector : Peak            Project : 010720</p>	Left blank

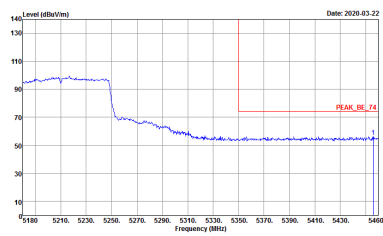
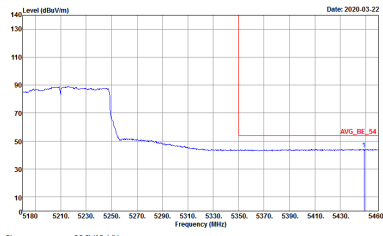


WIFI	Band 1 5150~5250MHz Band Edge @ 3m	
ANT	802.11ac VHT40 CH38 5190MHz - R	
1	Vertical	Fundamental
<p><b>Peak</b></p>	 <p>Site : 03CH12-HY            Condition : PEAK_BE_74 3m HORN_9120D_1328 VERTICAL            RBW:1000.000kHz VBW:3000.000kHz SWT:Auto            Detector : Peak            Project : 010720</p>	<p>Left blank</p>
<p><b>Avg.</b></p>	 <p>Site : 03CH12-HY            Condition : AVG_BE_54 3m HORN_9120D_1328 VERTICAL            RBW:1000.000kHz VBW:3.000kHz SWT:Auto            Detector : Peak            Project : 010720</p>	<p>Left blank</p>

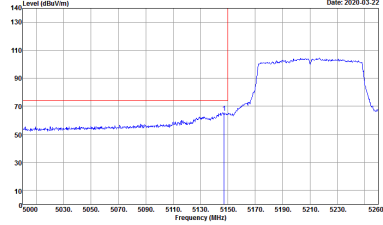
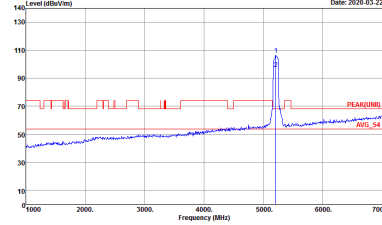
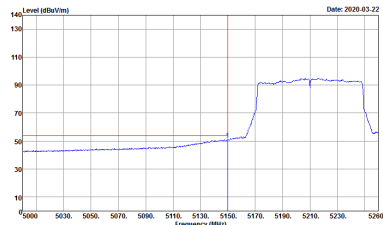


WIFI	Band 1 5150~5250MHz Band Edge @ 3m	
ANT	802.11ac VHT40 CH46 5230MHz - L	
1	Horizontal	Fundamental
<p><b>Peak</b></p>	 <p>Site : 03CH12-HY            Condition : PEAK_BE_74 3m HORN_9120D_1328 HORIZONTAL            Detector : Peak            Project : 010720</p>	 <p>Site : 03CH12-HY            Condition : PEAK(FUND) 3m HORN_9120D_1328 HORIZONTAL            Detector : Peak            Project : 010720</p>
<p><b>Avg.</b></p>	 <p>Site : 03CH12-HY            Condition : AVG_BE_54 3m HORN_9120D_1328 HORIZONTAL            Detector : Peak            Project : 010720</p>	<p>Left blank</p>

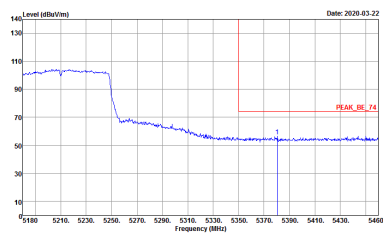
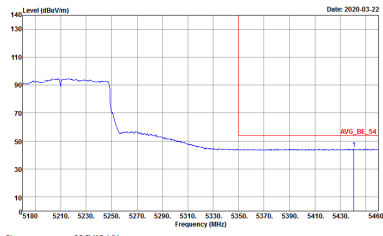


WIFI	Band 1 5150~5250MHz Band Edge @ 3m	
ANT	802.11ac VHT40 CH46 5230MHz - R	
1	Horizontal	Fundamental
<p><b>Peak</b></p>	 <p>Site : 03CH12-HY            Condition : PEAK_BE_74 3m HORN_9120D_1328 HORIZONTAL            RBW:1000.000kHz VBW:3000.000kHz SWT:Auto            Detector : Peak            Project : 010720</p>	<p>Left blank</p>
<p><b>Avg.</b></p>	 <p>Site : 03CH12-HY            Condition : AVG_BE_54 3m HORN_9120D_1328 HORIZONTAL            RBW:1000.000kHz VBW:3.000kHz SWT:Auto            Detector : Peak            Project : 010720</p>	<p>Left blank</p>



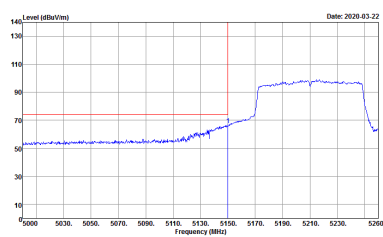
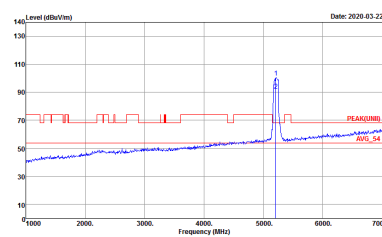
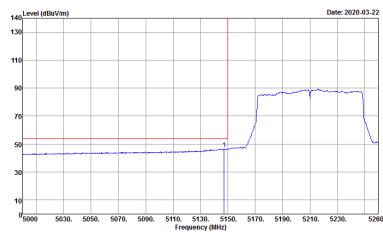
WIFI	Band 1 5150~5250MHz Band Edge @ 3m	
ANT	802.11ac VHT40 CH46 5230MHz - L	
1	Vertical	Fundamental
<p><b>Peak</b></p>	 <p>Site : 03CH12-HY            Condition : PEAK_BE_74 3m HORN_9120D_1328 VERTICAL            Detector : Peak            Project : 010720</p>	 <p>Site : 03CH12-HY            Condition : PEAK(UM) 3m HORN_9120D_1328 VERTICAL            Detector : Peak            Project : 010720</p>
<p><b>Avg.</b></p>	 <p>Site : 03CH12-HY            Condition : AVG_BE_54 3m HORN_9120D_1328 VERTICAL            Detector : Peak            Project : 010720</p>	<p>Left blank</p>



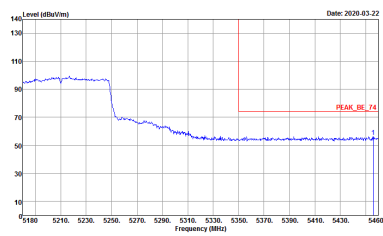
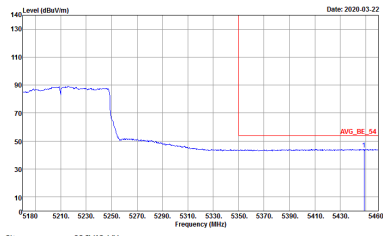
WIFI	Band 1 5150~5250MHz Band Edge @ 3m	
ANT	802.11ac VHT40 CH46 5230MHz - R	
1	Vertical	Fundamental
<p><b>Peak</b></p>	 <p>Site : 03CH12-HY            Condition : PEAK_BE_74 3m HORN_9120D_1328 VERTICAL            RBW:1000.000kHz VBW:3000.000kHz SWT:Auto            Detector : Peak            Project : 010720</p>	<p>Left blank</p>
<p><b>Avg.</b></p>	 <p>Site : 03CH12-HY            Condition : AVG_BE_54 3m HORN_9120D_1328 VERTICAL            RBW:1000.000kHz VBW:3.000kHz SWT:Auto            Detector : Peak            Project : 010720</p>	<p>Left blank</p>



**Band 1 5150~5250MHz**  
**WIFI 802.11ac VHT80 (Band Edge @ 3m)**

WIFI	Band 1 5150~5250MHz Band Edge @ 3m	
ANT	802.11ac VHT80 CH42 5210MHz - L	
1	Horizontal	Fundamental
<b>Peak</b>	 <p>Site : 03CH2-HY            Condition : PEAK_BE_74 3m HORN_91200_1328 HORIZONTAL            RBW:1000.000kHz VBW:3000.000kHz SWT:Auto            Detector : Peak            Project : 010720</p>	 <p>Site : 03CH2-HY            Condition : PEAK(UNL) 3m HORN_91200_1328 HORIZONTAL            RBW:1000.000kHz VBW:3000.000kHz SWT:Auto            Detector : Peak            Project : 010720</p>
<b>Avg.</b>	 <p>Site : 03CH2-HY            Condition : AVG_BE_54 3m HORN_91200_1328 HORIZONTAL            RBW:1000.000kHz VBW:3000.000kHz SWT:Auto            Detector : Peak            Project : 010720</p>	<b>Left blank</b>



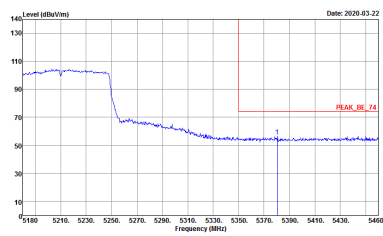
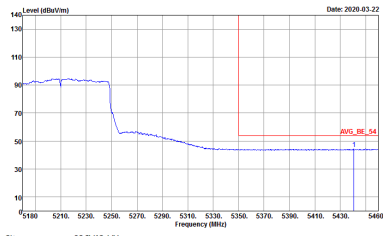
WIFI	Band 1 5150~5250MHz Band Edge @ 3m	
ANT	802.11ac VHT80 CH42 5210MHz - R	
1	Horizontal	Fundamental
<p><b>Peak</b></p>	 <p>Site : 03CH12-HY            Condition : PEAK_BE_74 3m HORN_9120D_1328 HORIZONTAL            RBW:1000.000kHz VBW:3000.000kHz SWT:Auto            Detector : Peak            Project : 010720</p>	<p>Left blank</p>
<p><b>Avg.</b></p>	 <p>Site : 03CH12-HY            Condition : AVG_BE_54 3m HORN_9120D_1328 HORIZONTAL            RBW:1000.000kHz VBW:3.000kHz SWT:Auto            Detector : Peak            Project : 010720</p>	<p>Left blank</p>





WIFI	Band 1 5150~5250MHz Band Edge @ 3m	
ANT	802.11ac VHT80 CH42 5210MHz - L	
1	Vertical	Fundamental
Peak	<p>Site : 03CH12-HY            Condition : PEAK_BE_74 3m HORN_9120D_1328 VERTICAL            Detector : Peak            Project : 010720</p>	<p>Site : 03CH12-HY            Condition : PEAK(FUN1) 3m HORN_9120D_1328 VERTICAL            Detector : Peak            Project : 010720</p>
Avg.	<p>Site : 03CH12-HY            Condition : AVG_BE_54 3m HORN_9120D_1328 VERTICAL            Detector : Peak            Project : 010720</p>	Left blank



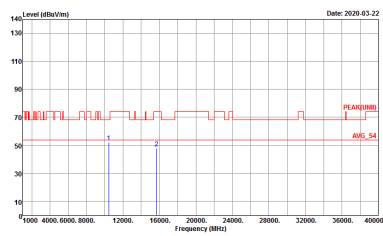
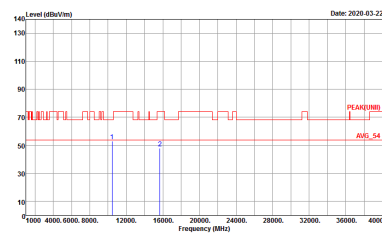
WIFI	Band 1 5150~5250MHz Band Edge @ 3m	
ANT	802.11ac VHT80 CH42 5210MHz - R	
1	Vertical	Fundamental
<p><b>Peak</b></p>	 <p>Site : 03CH2-HY            Condition : PEAK_BE_74 3m HORN_9120D_1328 VERTICAL            Detector : Peak            Project : 010720</p>	<p>Left blank</p>
<p><b>Avg.</b></p>	 <p>Site : 03CH2-HY            Condition : AVG_BE_54 3m HORN_9120D_1328 VERTICAL            Detector : Peak            Project : 010720</p>	<p>Left blank</p>



**Band 1 - 5150~5250MHz**  
**WIFI 802.11a (Harmonic @ 3m)**

<b>WIFI</b>	<b>Band 1 5150~5250MHz Harmonic @ 3m</b>	
<b>ANT</b>	<b>802.11a CH36 5180MHz</b>	
<b>1</b>	<b>Horizontal</b>	<b>Vertical</b>
<b>Peak</b> <b>Avg.</b>	<p>Site : 03CH12-HY          Condition : PEAK(UNIT) 3m HORN_9120D_1328 HORIZONTAL          Detector : Peak          Project : 010720</p>	<p>Site : 03CH12-HY          Condition : PEAK(UNIT) 3m HORN_9120D_1328 VERTICAL          Detector : Peak          Project : 010720</p>



WIFI	Band 1 5150~5250MHz Harmonic @ 3m	
ANT	802.11a CH44 5220MHz	
1	Horizontal	Vertical
Peak Avg.	 <p>Site : 03CH12-HY Condition : PEAK(UNIT) 3m HORN_9120D_1328 HORIZONTAL Detector : Peak Project : 010720</p>	 <p>Site : 03CH12-HY Condition : PEAK(UNIT) 3m HORN_9120D_1328 VERTICAL Detector : Peak Project : 010720</p>



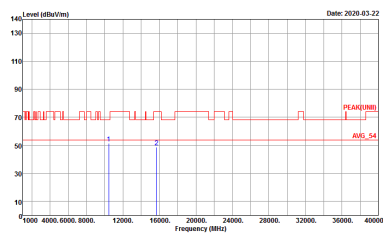
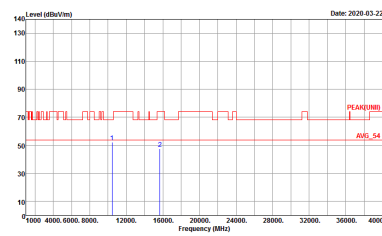
WIFI	Band 1 5150~5250MHz Harmonic @ 3m	
ANT	802.11a CH48 5240MHz	
1	Horizontal	Vertical
Peak Avg.	<p>Site : 03CH12-HY Condition : PEAK(UNIT) 3m HORN_9120D_1328 HORIZONTAL Detector : Peak Project : 010720</p>	<p>Site : 03CH12-HY Condition : PEAK(UNIT) 3m HORN_9120D_1328 VERTICAL Detector : Peak Project : 010720</p>



**Band 1 5150~5250MHz  
WIFI 802.11ac VHT20 (Harmonic @ 3m)**

WIFI	Band 1 5150~5250MHz Harmonic @ 3m	
ANT	802.11ac VHT20 CH36 5180MHz	
1	Horizontal	Vertical
<b>Peak</b>  <b>Avg.</b>	<p>Site : 03CH12-HY Condition : PEAK(UNII) 3m HORN_9120D_1328 HORIZONTAL Detector : Peak Project : 100720</p>	<p>Site : 03CH12-HY Condition : PEAK(UNII) 3m HORN_9120D_1328 VERTICAL Detector : Peak Project : 100720</p>



WIFI	Band 1 5150~5250MHz Harmonic @ 3m	
ANT	802.11ac VHT20 CH44 5220MHz	
1	Horizontal	Vertical
Peak Avg.	 <p>Site : 03CH12-HY          Condition : PEAK(UNIT) 3m HORN_9120D_1328 HORIZONTAL          Detector : Peak          Project : 010720</p>	 <p>Site : 03CH12-HY          Condition : PEAK(UNIT) 3m HORN_9120D_1328 VERTICAL          Detector : Peak          Project : 010720</p>



WIFI	Band 1 5150~5250MHz Harmonic @ 3m	
ANT	802.11ac VHT20 CH48 5240MHz	
1	Horizontal	Vertical
Peak Avg.	<p>Site : 03CH12-HY Condition : PEAK(UNIT) 3m HORN_9120D_1328 HORIZONTAL Detector : Peak Project : 010720</p>	<p>Site : 03CH12-HY Condition : PEAK(UNIT) 3m HORN_9120D_1328 VERTICAL Detector : Peak Project : 010720</p>

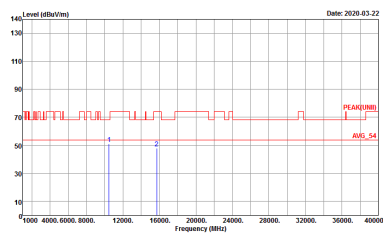
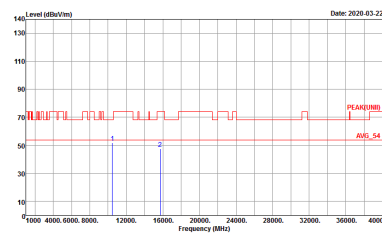




**Band 1 5150~5250MHz  
WIFI 802.11ac VHT40 (Harmonic @ 3m)**

WIFI	Band 1 5150~5250MHz Harmonic @ 3m	
ANT	802.11ac VHT40 CH38 5190MHz	
1	Horizontal	Vertical
<b>Peak</b>  <b>Avg.</b>	<p>Site : 03CH12-HY            Condition : PEAK(UNII) 3m HORN_9120D_1328 HORIZONTAL            Detector : Peak            Project : 100720</p>	<p>Site : 03CH12-HY            Condition : PEAK(UNII) 3m HORN_9120D_1328 VERTICAL            Detector : Peak            Project : 100720</p>



WIFI	Band 1 5150~5250MHz Harmonic @ 3m	
ANT	802.11ac VHT40 CH46 5230MHz	
1	Horizontal	Vertical
Peak Avg.	 <p>Site : 03CH12-HY Condition : PEAK(UNIT) 3m HORN_9120D_1328 HORIZONTAL Detector : Peak Project : 010720</p>	 <p>Site : 03CH12-HY Condition : PEAK(UNIT) 3m HORN_9120D_1328 VERTICAL Detector : Peak Project : 010720</p>



**Band 1 5150~5250MHz  
WIFI 802.11ac VHT80 (Harmonic @ 3m)**

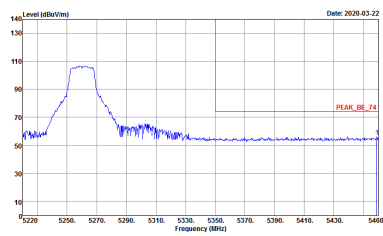
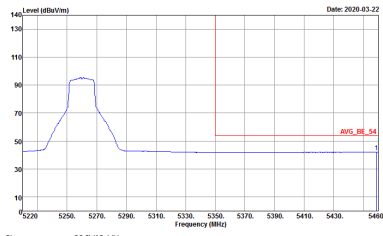
WIFI	Band 1 5150~5250MHz Harmonic @ 3m	
ANT	802.11ac VHT80 CH42 5210MHz	
1	Horizontal	Vertical
<b>Peak</b>  <b>Avg.</b>	<p>           Site : 03CH12-HY            Condition : PEAK(UNII) 3m HORN_9120D_1328 HORIZONTAL            Detector : Peak            Project : 100720         </p>	<p>           Site : 03CH12-HY            Condition : PEAK(UNII) 3m HORN_9120D_1328 VERTICAL            Detector : Peak            Project : 100720         </p>



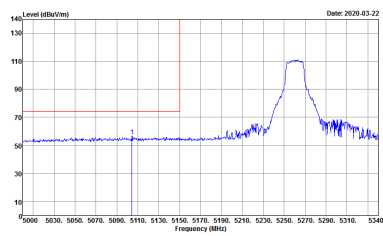
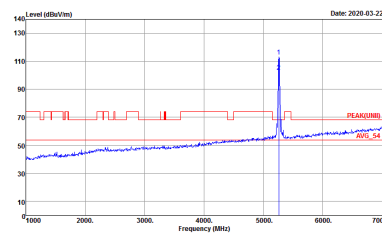
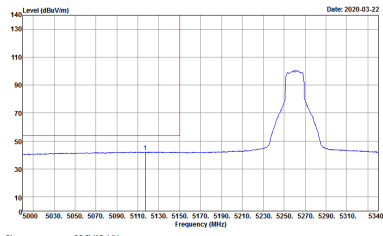
**Band 2 - 5250~5350MHz**  
**WIFI 802.11a (Band Edge @ 3m)**

WIFI	Band 2 5250~5350MHz Band Edge @ 3m	
ANT	802.11a CH52 5260MHz - L	
1	Horizontal	Fundamental
<b>Peak</b>	<p>Site : 03CH2-HY            Condition : PEAK_BE_74 3m HORN_91200_1328 HORIZONTAL            Detector : Peak            Project : 010720</p>	<p>Site : 03CH2-HY            Condition : PEAK(FUND) 3m HORN_91200_1328 HORIZONTAL            Detector : Peak            Project : 010720</p>
<b>Avg.</b>	<p>Site : 03CH2-HY            Condition : AVS_BE_54 3m HORN_91200_1328 HORIZONTAL            Detector : Peak            Project : 010720</p>	<b>Left blank</b>

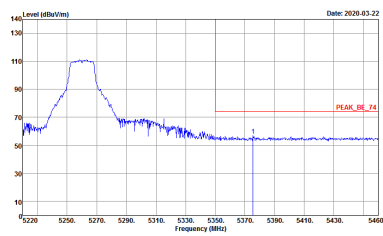


WIFI	Band 2 5250~5350MHz Band Edge @ 3m	
ANT	802.11a CH52 5260MHz - R	
1	Horizontal	Fundamental
<p><b>Peak</b></p>	 <p>Site : 03CH2-HY            Condition : PEAK_BE_74 3m HORN_9120D_1328 HORIZONTAL            Detector : Peak            Project : 010720</p>	<p>Left blank</p>
<p><b>Avg.</b></p>	 <p>Site : 03CH2-HY            Condition : AVG_BE_54 3m HORN_9120D_1328 HORIZONTAL            Detector : Peak            Project : 010720</p>	<p>Left blank</p>

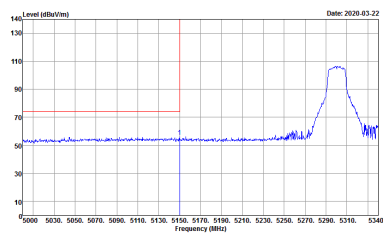
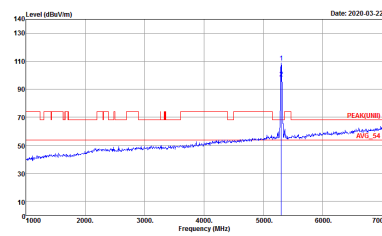
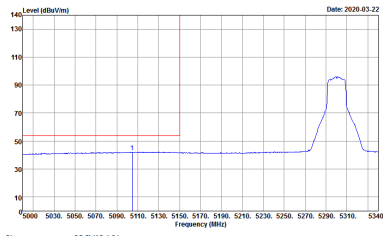


WIFI	Band 2 5250~5350MHz Band Edge @ 3m	
ANT	802.11a CH52 5260MHz - L	
1	Vertical	Fundamental
<p><b>Peak</b></p>	 <p>Site : 03CH12-HY            Condition : PEAK_BE_74 3m HORN_9120D_1328 VERTICAL            Detector : Peak            Project : 010720</p>	 <p>Site : 03CH12-HY            Condition : PEAK(FUNEL) 3m HORN_9120D_1328 VERTICAL            Detector : Peak            Project : 010720</p>
<p><b>Avg.</b></p>	 <p>Site : 03CH12-HY            Condition : AVG_BE_54 3m HORN_9120D_1328 VERTICAL            Detector : Peak            Project : 010720</p>	<p>Left blank</p>



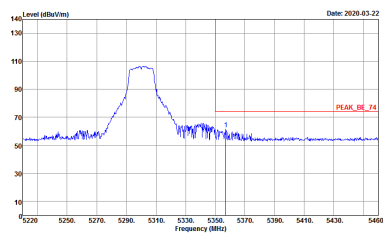
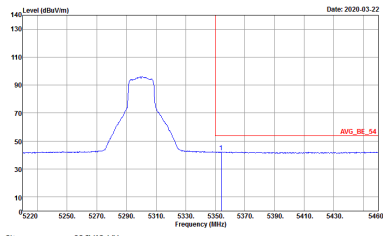
WIFI	Band 2 5250~5350MHz Band Edge @ 3m	
ANT	802.11a CH52 5260MHz - R	
1	Vertical	Fundamental
<p><b>Peak</b></p>	 <p>Site : 03CH2-HY            Condition : PEAK_BE_74 3m HORN_9120D_1328 VERTICAL            Detector : Peak            Project : 010720</p>	<p>Left blank</p>
<p><b>Avg.</b></p>	 <p>Site : 03CH2-HY            Condition : AVG_BE_54 3m HORN_9120D_1328 VERTICAL            Detector : Peak            Project : 010720</p>	<p>Left blank</p>



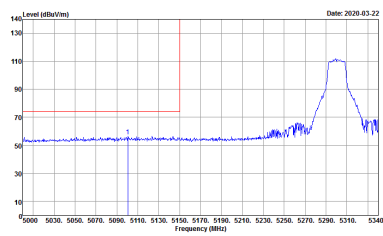
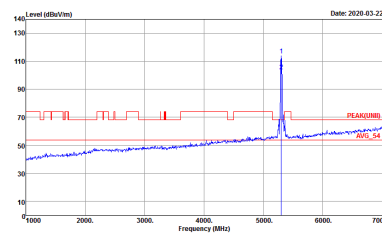
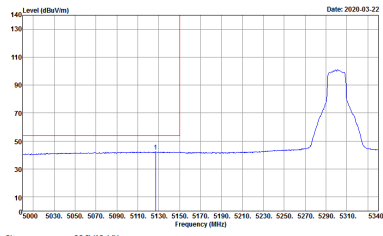
WIFI	Band 2 5250~5350MHz Band Edge @ 3m	
ANT	802.11a CH60 5300MHz - L	
1	Horizontal	Fundamental
<p><b>Peak</b></p>	 <p>Site : 03CH12-HY            Condition : PEAK_BE_74 3m HORN_9120D_1328 HORIZONTAL            Detector : Peak            Project : 010720</p>	 <p>Site : 03CH12-HY            Condition : PEAK(FUNDE) 3m HORN_9120D_1328 HORIZONTAL            Detector : Peak            Project : 010720</p>
<p><b>Avg.</b></p>	 <p>Site : 03CH12-HY            Condition : AVG_BE_54 3m HORN_9120D_1328 HORIZONTAL            Detector : Peak            Project : 010720</p>	<p><b>Left blank</b></p>



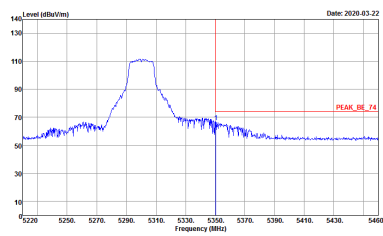
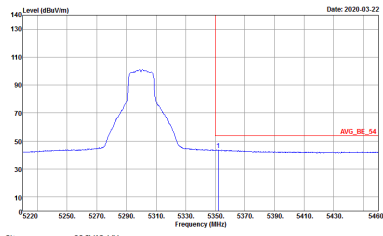


WIFI	Band 2 5250~5350MHz Band Edge @ 3m	
ANT	802.11a CH60 5300MHz - R	
1	Horizontal	Fundamental
<p><b>Peak</b></p>	 <p>Site : 03CH2-HY            Condition : PEAK_BE_74 3m HORN_9120D_1328 HORIZONTAL            Detector : Peak            Project : 010720</p>	<p>Left blank</p>
<p><b>Avg.</b></p>	 <p>Site : 03CH2-HY            Condition : AVG_BE_54 3m HORN_9120D_1328 HORIZONTAL            Detector : Peak            Project : 010720</p>	<p>Left blank</p>

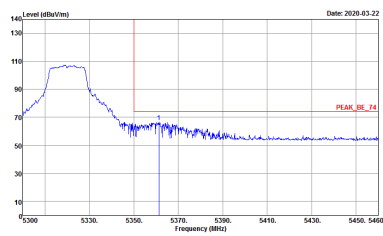
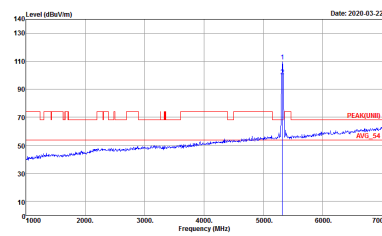
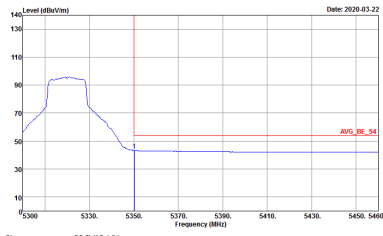


WIFI	Band 2 5250~5350MHz Band Edge @ 3m	
ANT	802.11a CH60 5300MHz - L	
1	Vertical	Fundamental
<p><b>Peak</b></p>	 <p>Site : 03CH12-HY            Condition : PEAK_BE_74 3m HORN_9120D_1328 VERTICAL            Detector : Peak            Project : 010720</p>	 <p>Site : 03CH12-HY            Condition : PEAK(FUNDE) 3m HORN_9120D_1328 VERTICAL            Detector : Peak            Project : 010720</p>
<p><b>Avg.</b></p>	 <p>Site : 03CH12-HY            Condition : AVG_BE_54 3m HORN_9120D_1328 VERTICAL            Detector : Peak            Project : 010720</p>	<p>Left blank</p>

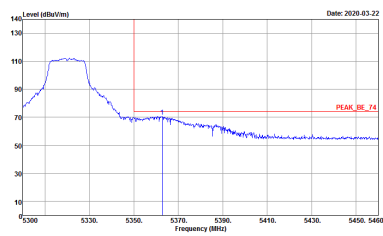
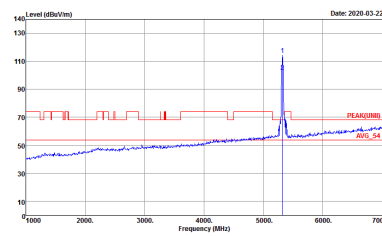
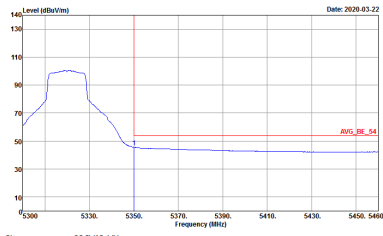


WIFI	Band 2 5250~5350MHz Band Edge @ 3m	
ANT	802.11a CH60 5300MHz - R	
1	Vertical	Fundamental
<p><b>Peak</b></p>	 <p>Site : 03CH2-HY            Condition : PEAK_BE_74 3m HORN_9120D_1328 VERTICAL            Detector : Peak            Project : 010720</p>	<p>Left blank</p>
<p><b>Avg.</b></p>	 <p>Site : 03CH2-HY            Condition : AVG_BE_54 3m HORN_9120D_1328 VERTICAL            Detector : Peak            Project : 010720</p>	<p>Left blank</p>



WIFI	Band 2 5250~5350MHz Band Edge @ 3m	
ANT	802.11a CH64 5320MHz	
1	Horizontal	Fundamental
<p><b>Peak</b></p>	 <p>Site : 03CH12-HY            Condition : PEAK_BE_74 3m HORN_9120D_1328 HORIZONTAL            Detector : Peak            Project : 010720</p>	 <p>Site : 03CH12-HY            Condition : PEAK(FUN) 3m HORN_9120D_1328 HORIZONTAL            Detector : Peak            Project : 010720</p>
<p><b>Avg.</b></p>	 <p>Site : 03CH12-HY            Condition : AVG_BE_54 3m HORN_9120D_1328 HORIZONTAL            Detector : Peak            Project : 010720</p>	<p>Left blank</p>



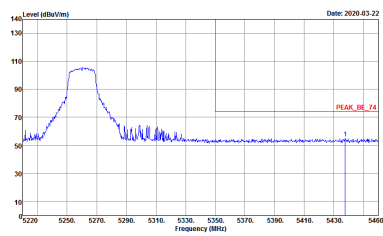
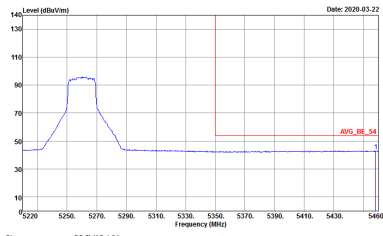
WIFI	Band 2 5250~5350MHz Band Edge @ 3m	
ANT	802.11a CH64 5320MHz	
1	Vertical	Fundamental
<p><b>Peak</b></p>	 <p>Site : 03CH12-HY            Condition : PEAK_BE_74 3m HORN_9120D_1328 VERTICAL            Detector : Peak            Project : 010720</p>	 <p>Site : 03CH12-HY            Condition : PEAK(FUNDE) 3m HORN_9120D_1328 VERTICAL            Detector : Peak            Project : 010720</p>
<p><b>Avg.</b></p>	 <p>Site : 03CH12-HY            Condition : AVG_BE_54 3m HORN_9120D_1328 VERTICAL            Detector : Peak            Project : 010720</p>	<p>Left blank</p>



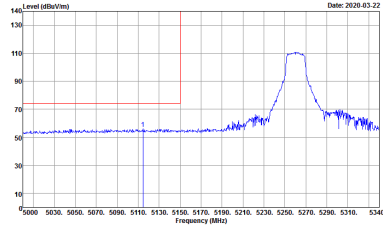
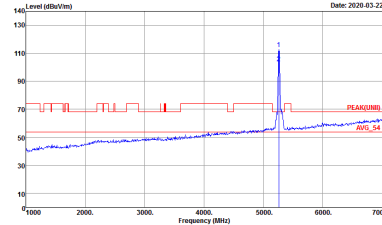
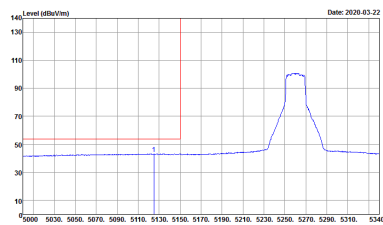
**Band 2 5250~5350MHz**  
**WIFI 802.11ac VHT20 (Band Edge @ 3m)**

WIFI	Band 2 5250~5350MHz Band Edge @ 3m	
ANT	802.11ac VHT20 CH52 5260MHz - L	
1	Horizontal	Fundamental
<b>Peak</b>	<p>Site : 03CH2-HY            Condition : PEAK_BE_74 3m HORN_91200_1328 HORIZONTAL            RBW:1000.000kHz VBW:3000.000kHz SWT:Auto            Detector : Peak            Project : 010720</p>	<p>Site : 03CH2-HY            Condition : PEAK(UNL) 3m HORN_91200_1328 HORIZONTAL            RBW:1000.000kHz VBW:3000.000kHz SWT:Auto            Detector : Peak            Project : 010720</p>
<b>Avg.</b>	<p>Site : 03CH2-HY            Condition : AVG_BE_54 3m HORN_91200_1328 HORIZONTAL            RBW:1000.000kHz VBW:1.000kHz SWT:Auto            Detector : Peak            Project : 010720</p>	<b>Left blank</b>



WIFI	Band 2 5250~5350MHz Band Edge @ 3m	
ANT	802.11ac VHT20 CH52 5260MHz - R	
1	Horizontal	Fundamental
<p><b>Peak</b></p>	 <p>Site : 03CH2-HY            Condition : PEAK_BE_74 3m HORN_9120D_1328 HORIZONTAL            Detector : Peak            Project : 010720</p>	<p>Left blank</p>
<p><b>Avg.</b></p>	 <p>Site : 03CH2-HY            Condition : AVG_BE_54 3m HORN_9120D_1328 HORIZONTAL            Detector : Peak            Project : 010720</p>	<p>Left blank</p>



WIFI	Band 2 5250~5350MHz Band Edge @ 3m	
ANT	802.11ac VHT20 CH52 5260MHz - L	
1	Vertical	Fundamental
Peak	 <p>Site : 03CH2-11Y            Condition : PEAK_BE_74 3m HORN_91200_1328 VERTICAL            RBW:3000.000KHz VBW:3000.000KHz SWT:Auto            Detector : Peak            Project : 010720</p>	 <p>Site : 03CH2-11Y            Condition : PEAK(UNL) 3m HORN_91200_1328 VERTICAL            RBW:3000.000KHz VBW:3000.000KHz SWT:Auto            Detector : Peak            Project : 010720</p>
Avg.	 <p>Site : 03CH2-11Y            Condition : AVG_BE_54 3m HORN_91200_1328 VERTICAL            RBW:3000.000KHz VBW:1000KHz SWT:Auto            Detector : Peak            Project : 010720</p>	Left blank



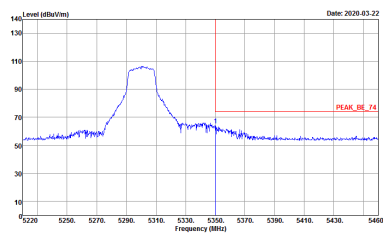
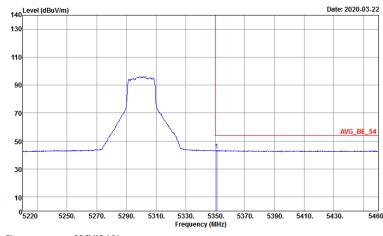


WIFI	Band 2 5250~5350MHz Band Edge @ 3m	
ANT	802.11ac VHT20 CH52 5260MHz - R	
1	Vertical	Fundamental
<p><b>Peak</b></p>		<p>Left blank</p>
<p><b>Avg.</b></p>		<p>Left blank</p>



WIFI	Band 2 5250~5350MHz Band Edge @ 3m	
ANT	802.11ac VHT20 CH60 5300MHz - L	
1	Horizontal	Fundamental
<p><b>Peak</b></p>	<p>Site : 03CH12-HY            Condition : PEAK_BE_74 3m HORN_9120D_1328 HORIZONTAL            Detector : Peak            Project : 010720</p>	<p>Site : 03CH12-HY            Condition : PEAK(UM) 3m HORN_9120D_1328 HORIZONTAL            Detector : Peak            Project : 010720</p>
<p><b>Avg.</b></p>	<p>Site : 03CH12-HY            Condition : AVG_BE_54 3m HORN_9120D_1328 HORIZONTAL            Detector : Peak            Project : 010720</p>	<p><b>Left blank</b></p>



WIFI	Band 2 5250~5350MHz Band Edge @ 3m	
ANT	802.11ac VHT20 CH60 5300MHz - R	
1	Horizontal	Fundamental
<p><b>Peak</b></p>	 <p>Site : 03CH12-HY            Condition : PEAK_BE_74 3m HORN_9120D_1328 HORIZONTAL            Detector : Peak            Project : 010720</p>	<p>Left blank</p>
<p><b>Avg.</b></p>	 <p>Site : 03CH12-HY            Condition : AVG_BE_54 3m HORN_9120D_1328 HORIZONTAL            Detector : Peak            Project : 010720</p>	<p>Left blank</p>

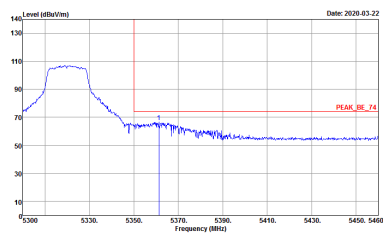
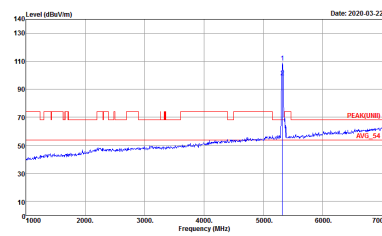
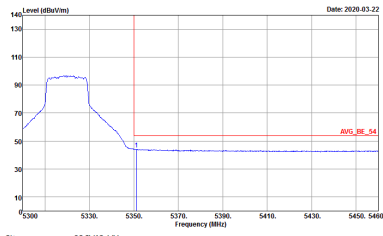


WIFI	Band 2 5250~5350MHz Band Edge @ 3m	
ANT	802.11ac VHT20 CH60 5300MHz - L	
1	Vertical	Fundamental
Peak	<p>Site : 03CH12-HY            Condition : PEAK_BE_74 3m HORN_9120D_1328 VERTICAL            Detector : Peak            Project : 010720</p>	<p>Site : 03CH12-HY            Condition : PEAK(FUNDE) 3m HORN_9120D_1328 VERTICAL            Detector : Peak            Project : 010720</p>
Avg.	<p>Site : 03CH12-HY            Condition : AVG_BE_54 3m HORN_9120D_1328 VERTICAL            Detector : Peak            Project : 010720</p>	Left blank

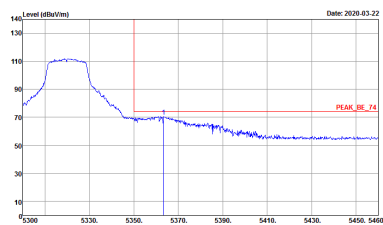
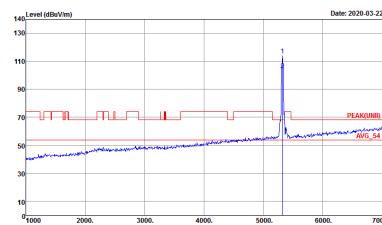
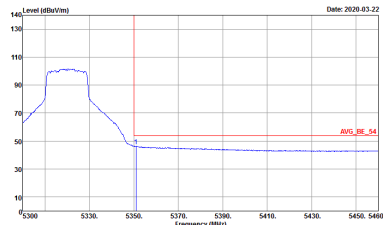


WIFI	Band 2 5250~5350MHz Band Edge @ 3m	
ANT	802.11ac VHT20 CH60 5300MHz - R	
1	Vertical	Fundamental
<p><b>Peak</b></p>		<p>Left blank</p>
<p><b>Avg.</b></p>		<p>Left blank</p>



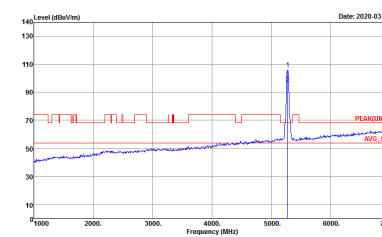
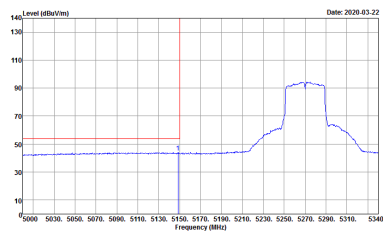
WIFI	Band 2 5250~5350MHz Band Edge @ 3m	
ANT	802.11ac VHT20 CH64 5320MHz	
1	Horizontal	Fundamental
<p><b>Peak</b></p>	 <p>Site : 03CH12-HY            Condition : PEAK_BE_74 3m HORN_9120D_1328 HORIZONTAL            Detector : Peak            Project : 010720</p>	 <p>Site : 03CH12-HY            Condition : PEAK(FUNDE) 3m HORN_9120D_1328 HORIZONTAL            Detector : Peak            Project : 010720</p>
<p><b>Avg.</b></p>	 <p>Site : 03CH12-HY            Condition : AVG_BE_54 3m HORN_9120D_1328 HORIZONTAL            Detector : Peak            Project : 010720</p>	<p><b>Left blank</b></p>



WIFI	Band 2 5250~5350MHz Band Edge @ 3m	
ANT	802.11ac VHT20 CH64 5320MHz	
1	Vertical	Fundamental
<p><b>Peak</b></p>	 <p>Site : 03CH12-HY            Condition : PEAK_BE_74 3m HORN_9120D_1328 VERTICAL            Detector : Peak            Project : 010720</p>	 <p>Site : 03CH12-HY            Condition : PEAK(FUNDE) 3m HORN_9120D_1328 VERTICAL            Detector : Peak            Project : 010720</p>
<p><b>Avg.</b></p>	 <p>Site : 03CH12-HY            Condition : AVG_BE_54 3m HORN_9120D_1328 VERTICAL            Detector : Peak            Project : 010720</p>	<p>Left blank</p>



**Band 2 5250~5350MHz**  
**WIFI 802.11ac VHT40 (Band Edge @ 3m)**

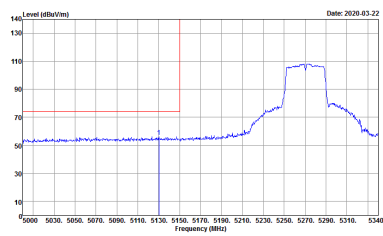
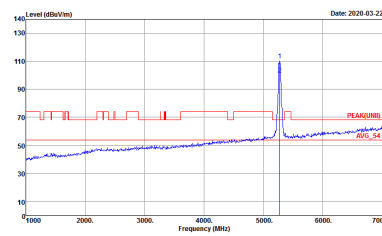
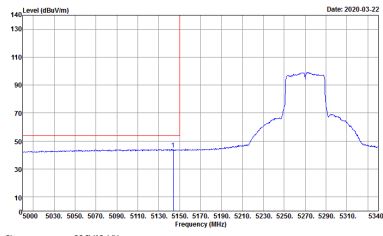
WIFI	Band 2 5250~5350MHz Band Edge @ 3m	
ANT	802.11ac VHT40 CH54 5270 - L	
1	Horizontal	Fundamental
<b>Peak</b>	 <p>Site : 03CH12-HY            Condition : PEAK_BE_74 3m HORN_91200_1328 HORIZONTAL            RBW:1000.000kHz VBW:3000.000kHz SWT:Auto            Detector : Peak            Project : 010720</p>	 <p>Site : 03CH12-HY            Condition : PEAK(UNL) 3m HORN_91200_1328 HORIZONTAL            RBW:1000.000kHz VBW:3000.000kHz SWT:Auto            Detector : Peak            Project : 010720</p>
<b>Avg.</b>	 <p>Site : 03CH12-HY            Condition : AVG_BE_54 3m HORN_91200_1328 HORIZONTAL            RBW:1000.000kHz VBW:3000.000kHz SWT:Auto            Detector : Peak            Project : 010720</p>	<b>Left blank</b>





WIFI	Band 2 5250~5350MHz Band Edge @ 3m	
ANT	802.11ac VHT40 CH54 5270 - R	
1	Horizontal	Fundamental
<p><b>Peak</b></p>	 <p>Site : 03CH12-HY            Condition : PEAK_BE_74 3m HORN_9120D_1328 HORIZONTAL            Detector : Peak            Project : 010720</p>	<p>Left blank</p>
<p><b>Avg.</b></p>	 <p>Site : 03CH12-HY            Condition : AVG_BE_54 3m HORN_9120D_1328 HORIZONTAL            Detector : Peak            Project : 010720</p>	<p>Left blank</p>



WIFI	Band 2 5250~5350MHz Band Edge @ 3m	
ANT	802.11ac VHT40 CH54 5270 - L	
1	Vertical	Fundamental
<p><b>Peak</b></p>	 <p>Site : 03CH12-HY            Condition : PEAK_BE_74 3m HORN_9120D_1328 VERTICAL            Detector : RBW:1000.000kHz VBW:3000.000kHz SWT:Auto            Project : 010720</p>	 <p>Site : 03CH12-HY            Condition : PEAK(FUNDE) 3m HORN_9120D_1328 VERTICAL            Detector : RBW:1000.000kHz VBW:3000.000kHz SWT:Auto            Project : 010720</p>
<p><b>Avg.</b></p>	 <p>Site : 03CH12-HY            Condition : AVG_BE_54 3m HORN_9120D_1328 VERTICAL            Detector : RBW:1000.000kHz VBW:3.000kHz SWT:Auto            Project : 010720</p>	<p>Left blank</p>

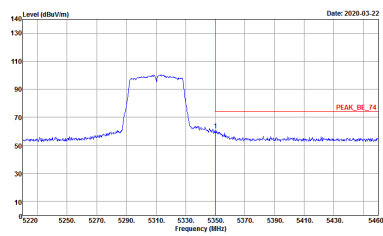
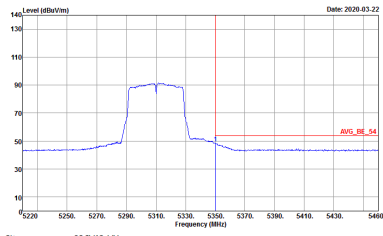


WIFI	Band 2 5250~5350MHz Band Edge @ 3m	
ANT	802.11ac VHT40 CH54 5270 - R	
1	Vertical	Fundamental
<p><b>Peak</b></p>		<p>Left blank</p>
<p><b>Avg.</b></p>		<p>Left blank</p>



WIFI	Band 2 5250~5350MHz Band Edge @ 3m	
ANT	802.11ac VHT40 CH62 5310 - L	
1	Horizontal	Fundamental
<p><b>Peak</b></p>	<p>Site : 03CH12-HY            Condition : PEAK_BE_74 3m HORN_9120D_1328 HORIZONTAL            Detector : Peak            Project : 010720</p>	<p>Site : 03CH12-HY            Condition : PEAK(FUND) 3m HORN_9120D_1328 HORIZONTAL            Detector : Peak            Project : 010720</p>
<p><b>Avg.</b></p>	<p>Site : 03CH12-HY            Condition : AVG_BE_54 3m HORN_9120D_1328 HORIZONTAL            Detector : Peak            Project : 010720</p>	<p>Left blank</p>

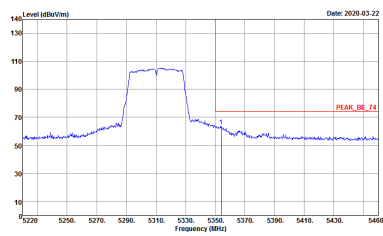
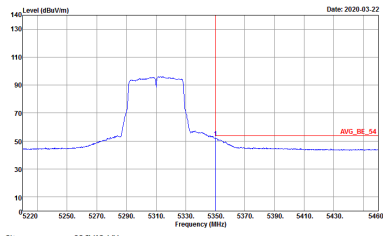


WIFI	Band 2 5250~5350MHz Band Edge @ 3m	
ANT	802.11ac VHT40 CH62 5310 - R	
1	Horizontal	Fundamental
<p><b>Peak</b></p>	 <p>Site : 03CH12-HY            Condition : PEAK_BE_74 3m HORN_9120D_1328 HORIZONTAL            Detector : Peak            Project : 010720</p>	<p>Left blank</p>
<p><b>Avg.</b></p>	 <p>Site : 03CH12-HY            Condition : AVG_BE_54 3m HORN_9120D_1328 HORIZONTAL            Detector : Peak            Project : 010720</p>	<p>Left blank</p>



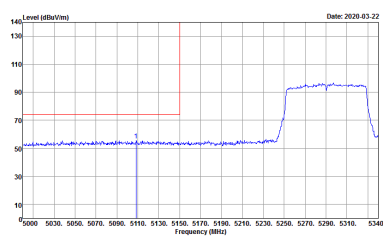
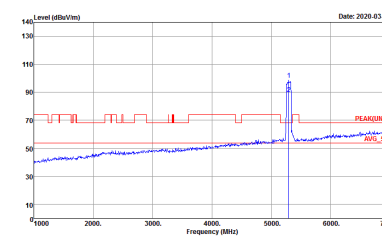
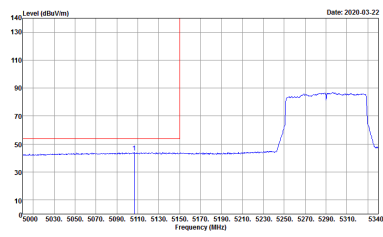
WIFI	Band 2 5250~5350MHz Band Edge @ 3m	
ANT	802.11ac VHT40 CH62 5310 - L	
1	Vertical	Fundamental
<b>Peak</b>	<p>Site : 03CH12-HY            Condition : PEAK_BE_74 3m HORN_9120D_1328 VERTICAL            Detector : Peak            Project : 010720</p>	<p>Site : 03CH12-HY            Condition : PEAK(FUNDE) 3m HORN_9120D_1328 VERTICAL            Detector : Peak            Project : 010720</p>
<b>Avg.</b>	<p>Site : 03CH12-HY            Condition : AVG_BE_54 3m HORN_9120D_1328 VERTICAL            Detector : Peak            Project : 010720</p>	<b>Left blank</b>



WIFI	Band 2 5250~5350MHz Band Edge @ 3m	
ANT	802.11ac VHT40 CH62 5310 - R	
1	Vertical	Fundamental
<p><b>Peak</b></p>	 <p>Site : 03CH12-HY            Condition : PEAK_BE_74 3m HORN_9120D_1328 VERTICAL            Detector : Peak            Project : 010720</p>	<p>Left blank</p>
<p><b>Avg.</b></p>	 <p>Site : 03CH12-HY            Condition : AVG_BE_54 3m HORN_9120D_1328 VERTICAL            Detector : Peak            Project : 010720</p>	<p>Left blank</p>

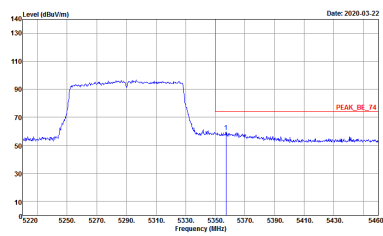
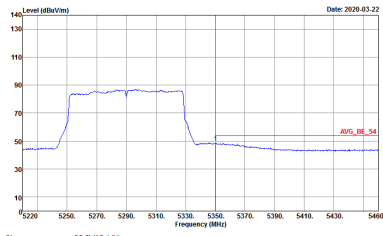


**Band 2 5250~5350MHz**  
**WIFI 802.11ac VHT80 (Band Edge @ 3m)**

WIFI	Band 2 5250~5350MHz Band Edge @ 3m	
ANT	802.11ac VHT80 CH58 5290MHz - L	
1	Horizontal	Fundamental
<b>Peak</b>	 <p>Site : 03CH12-HY            Condition : PEAK_BE_74 3m HORN_91200_1328 HORIZONTAL            RBW:1000.000kHz VBW:3000.000kHz SWT:Auto            Detector : Peak            Project : 010720</p>	 <p>Site : 03CH12-HY            Condition : PEAK(UNL) 3m HORN_91200_1328 HORIZONTAL            RBW:1000.000kHz VBW:3000.000kHz SWT:Auto            Detector : Peak            Project : 010720</p>
<b>Avg.</b>	 <p>Site : 03CH12-HY            Condition : AVG_BE_54 3m HORN_91200_1328 HORIZONTAL            RBW:1000.000kHz VBW:3000.000kHz SWT:Auto            Detector : Peak            Project : 010720</p>	<b>Left blank</b>



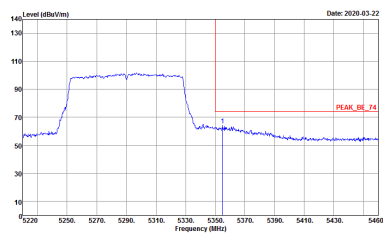
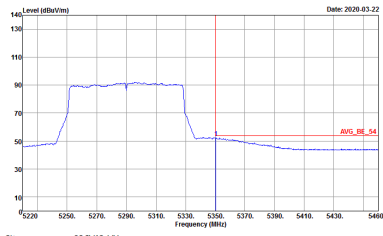


WIFI	Band 2 5250~5350MHz Band Edge @ 3m	
ANT	802.11ac VHT80 CH58 5290MHz - R	
1	Horizontal	Fundamental
<p><b>Peak</b></p>	 <p>Site : 03CH2-HY            Condition : PEAK_BE_74 3m HORN_9120D_1328 HORIZONTAL            Detector : Peak            Project : 010720</p>	<p>Left blank</p>
<p><b>Avg.</b></p>	 <p>Site : 03CH2-HY            Condition : AVG_BE_54 3m HORN_9120D_1328 HORIZONTAL            Detector : Peak            Project : 010720</p>	<p>Left blank</p>



WIFI	Band 2 5250~5350MHz Band Edge @ 3m	
ANT	802.11ac VHT80 CH58 5290MHz - L	
1	Vertical	Fundamental
Peak	<p>Site : 03CH12-HY            Condition : PEAK_BE_74 3m HORN_9120D_1328 VERTICAL            Detector : Peak            Project : 010720</p>	<p>Site : 03CH12-HY            Condition : PEAK(FUNEL) 3m HORN_9120D_1328 VERTICAL            Detector : Peak            Project : 010720</p>
Avg.	<p>Site : 03CH12-HY            Condition : AVG_BE_54 3m HORN_9120D_1328 VERTICAL            Detector : Peak            Project : 010720</p>	Left blank



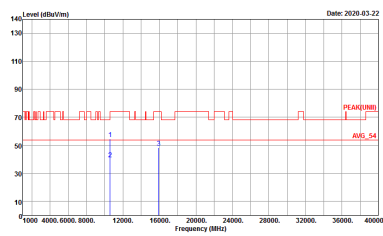
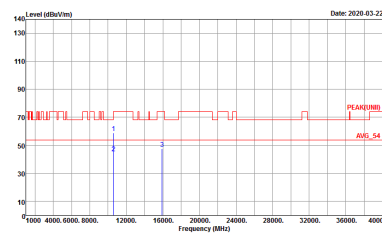
WIFI	Band 2 5250~5350MHz Band Edge @ 3m	
ANT	802.11ac VHT80 CH58 5290MHz - R	
1	Vertical	Fundamental
<p><b>Peak</b></p>	 <p>Site : 03CH2-HY            Condition : PEAK_BE_74 3m HORN_9120D_1328 VERTICAL            Detector : Peak            Project : 010720</p>	<p>Left blank</p>
<p><b>Avg.</b></p>	 <p>Site : 03CH2-HY            Condition : AVG_BE_54 3m HORN_9120D_1328 VERTICAL            Detector : Peak            Project : 010720</p>	<p>Left blank</p>



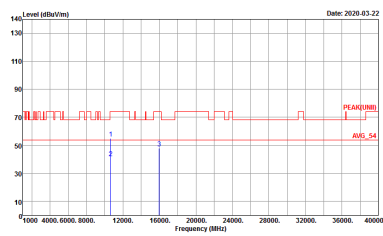
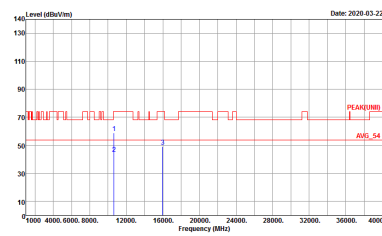
**Band 2 - 5250~5350MHz**  
**WIFI 802.11a (Harmonic @ 3m)**

WIFI	Band 2 5250~5350MHz Harmonic @ 3m	
ANT	802.11a CH52 5260MHz	
1	Horizontal	Vertical
<p><b>Peak</b></p> <p><b>Avg.</b></p>	<p>Site : 03CH12-HY            Condition : PEAK(UNIT) 3m HORN_9120D_1328 HORIZONTAL            Detector : Peak            Project : 010720</p>	<p>Site : 03CH12-HY            Condition : PEAK(UNIT) 3m HORN_9120D_1328 VERTICAL            Detector : Peak            Project : 010720</p>



WIFI	Band 2 5250~5350MHz Harmonic @ 3m	
ANT	802.11a CH60 5300MHz	
1	Horizontal	Vertical
Peak Avg.	 <p>Site : 03CH12-HY Condition : PEAK(LINE1) 3m HORN_9120D_1328 HORIZONTAL Detector : Peak Project : 010720</p>	 <p>Site : 03CH12-HY Condition : PEAK(LINE1) 3m HORN_9120D_1328 VERTICAL Detector : Peak Project : 010720</p>



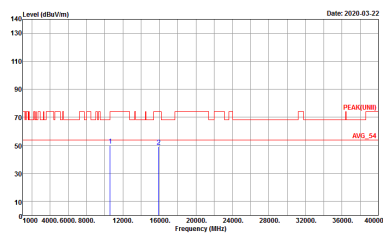
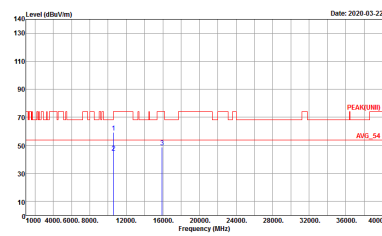
WIFI	Band 2 5250~5350MHz Harmonic @ 3m	
ANT	802.11a CH64 5320MHz	
1	Horizontal	Vertical
Peak Avg.	 <p>Site : 03CH12-HY Condition : PEAK(LINE1) 3m HORN_9120D_1328 HORIZONTAL Detector : Peak Project : 010720</p>	 <p>Site : 03CH12-HY Condition : PEAK(LINE1) 3m HORN_9120D_1328 VERTICAL Detector : Peak Project : 010720</p>



**Band 2 5250~5350MHz**  
**WIFI 802.11ac VHT20 (Harmonic @ 3m)**

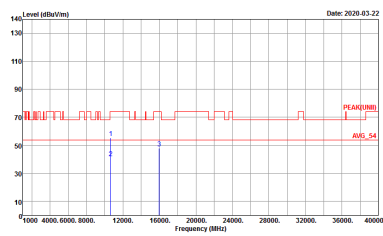
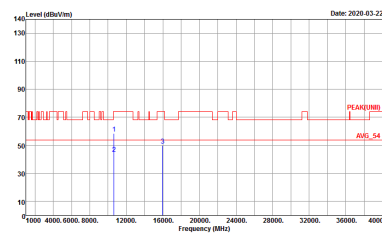
WIFI	Band 2 5250~5350MHz Harmonic @ 3m	
ANT	802.11ac VHT20 CH52 5260MHz	
1	Horizontal	Vertical
<b>Peak</b>  <b>Avg.</b>	<p>Site : 03CH12-HY            Condition : PEAK(UNII) 3m HORN_9120D_1328 HORIZONTAL            Detector : Peak            Project : 100720</p>	<p>Site : 03CH12-HY            Condition : PEAK(UNII) 3m HORN_9120D_1328 VERTICAL            Detector : Peak            Project : 100720</p>



WIFI	Band 2 5250~5350MHz Harmonic @ 3m	
ANT	802.11ac VHT20 CH60 5300MHz	
1	Horizontal	Vertical
Peak Avg.	 <p>Site : 03CH12-HY Condition : PEAK(LINE1) 3m HORN_9120D_1328 HORIZONTAL Detector : Peak Project : 010720</p>	 <p>Site : 03CH12-HY Condition : PEAK(LINE1) 3m HORN_9120D_1328 VERTICAL Detector : Peak Project : 010720</p>





WIFI	Band 2 5250~5350MHz Harmonic @ 3m	
ANT	802.11ac VHT20 CH64 5320MHz	
1	Horizontal	Vertical
Peak Avg.	 <p>Site : 03CH12-HY Condition : PEAK(UNIT) 3m HORN_9120D_1328 HORIZONTAL Detector : Peak Project : 010720</p>	 <p>Site : 03CH12-HY Condition : PEAK(UNIT) 3m HORN_9120D_1328 VERTICAL Detector : Peak Project : 010720</p>



**Band 2 5250~5350MHz**  
**WIFI 802.11ac VHT40 (Harmonic @ 3m)**

WIFI	Band 2 5250~5350MHz Harmonic @ 3m	
ANT	802.11ac VHT40 CH54 5270	
1	Horizontal	Vertical
<b>Peak</b>  <b>Avg.</b>	<p>Site : 03CH12-HY  Condition : PEAK(UNII) 3m HORN_9120D_1328 HORIZONTAL  Detector : Peak  Project : 100720</p>	<p>Site : 03CH12-HY  Condition : PEAK(UNII) 3m HORN_9120D_1328 VERTICAL  Detector : Peak  Project : 100720</p>



<b>WIFI</b>	<b>Band 2 5250~5350MHz Harmonic @ 3m</b>	
<b>ANT</b>	<b>802.11ac VHT40 CH62 5310</b>	
<b>1</b>	<b>Horizontal</b>	<b>Vertical</b>
<b>Peak Avg.</b>	<p>Site : 03CH12-HY          Condition : PEAK(UNIT) 3m HORN_9120D_1328 HORIZONTAL          Detector : Peak          Project : 010720</p>	<p>Site : 03CH12-HY          Condition : PEAK(UNIT) 3m HORN_9120D_1328 VERTICAL          Detector : Peak          Project : 010720</p>



**Band 2 5250~5350MHz  
WIFI 802.11ac VHT80 (Harmonic @ 3m)**

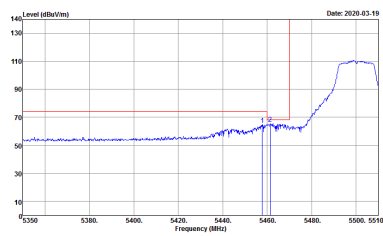
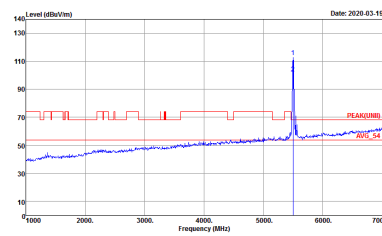
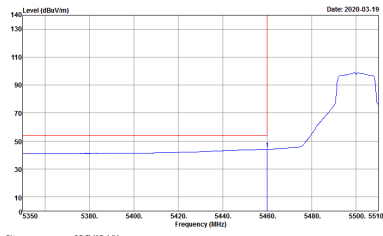
WIFI	Band 2 5250~5350MHz Harmonic @ 3m	
ANT	802.11ac VHT80 CH58 5290MHz	
1	Horizontal	Vertical
<b>Peak</b>  <b>Avg.</b>	<p>Site : 03CH12-HY Condition : PEAK(UNII) 3m HORN_9120D_1328 HORIZONTAL Detector : Peak Project : 100720</p>	<p>Site : 03CH12-HY Condition : PEAK(UNII) 3m HORN_9120D_1328 VERTICAL Detector : Peak Project : 100720</p>



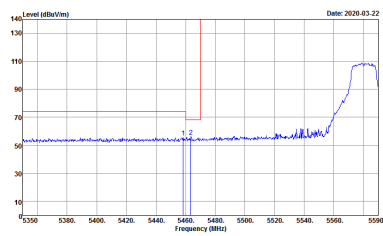
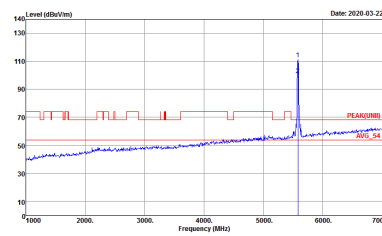
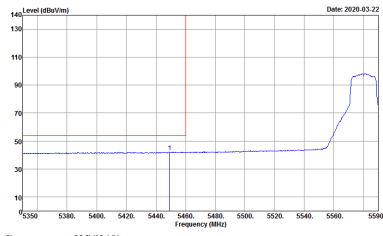
**Band 3 - 5470~5725MHz**  
**WIFI 802.11a (Band Edge @ 3m)**

WIFI	Band 3 5470~5725MHz Band Edge @ 3m	
ANT	802.11a CH100 5500MHz	
1	Horizontal	Fundamental
<b>Peak</b>	<p>Site : 03CH2-HY            Condition : PEAK_BE(UNIT)_B3 3m HORN_91200_1328 HORIZONTAL            : RBW:1000.000kHz VBW:3000.000kHz SWT:Auto            Detector : Peak            Project : 010720</p>	<p>Site : 03CH2-HY            Condition : PEAK(UNIT) 3m HORN_91200_1328 HORIZONTAL            : RBW:1000.000kHz VBW:3000.000kHz SWT:Auto            Detector : Peak            Project : 010720</p>
<b>Avg.</b>	<p>Site : 03CH2-HY            Condition : AVS_BE(UNIT)_B3 3m HORN_91200_1328 HORIZONTAL            : RBW:1000.000kHz VBW:0.010kHz SWT:Auto            Detector : Peak            Project : 010720</p>	<b>Left blank</b>



WIFI	Band 3 5470~5725MHz Band Edge @ 3m	
ANT	802.11a CH100 5500MHz	
1	Vertical	Fundamental
<p><b>Peak</b></p>	 <p>Site : 03CH12-HY            Condition : PEAK_BE(UNIT)_B3 3m HORN_9120D_1328 VERTICAL            Detector : Peak            Project : 010720</p>	 <p>Site : 03CH12-HY            Condition : PEAK(UNIT) 3m HORN_9120D_1328 VERTICAL            Detector : Peak            Project : 010720</p>
<p><b>Avg.</b></p>	 <p>Site : 03CH12-HY            Condition : AVG_BE(UNIT)_B3 3m HORN_9120D_1328 VERTICAL            Detector : Peak            Project : 010720</p>	<p>Left blank</p>



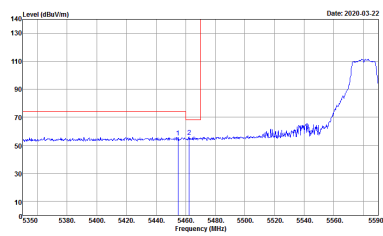
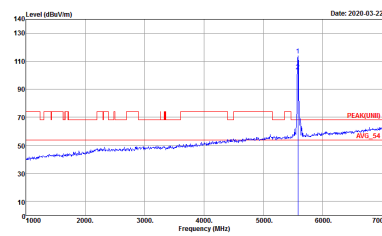
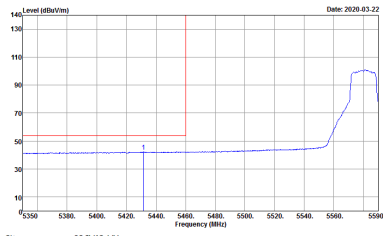
WIFI	Band 3 5470~5725MHz Band Edge @ 3m	
ANT	802.11a CH116 5580MHz - L	
1	Horizontal	Fundamental
<p><b>Peak</b></p>	 <p>Site : 03CH12-HY            Condition : PEAK_BE(UNIT)_B3 3m HORN_9120D_1328 HORIZONTAL            Detector : Peak            Project : 010720</p>	 <p>Site : 03CH12-HY            Condition : PEAK(UNIT) 3m HORN_9120D_1328 HORIZONTAL            Detector : Peak            Project : 010720</p>
<p><b>Avg.</b></p>	 <p>Site : 03CH12-HY            Condition : AVG_BE(UNIT)_B3 3m HORN_9120D_1328 HORIZONTAL            Detector : Peak            Project : 010720</p>	<p><b>Left blank</b></p>



WIFI	Band 3 5470~5725MHz Band Edge @ 3m	
ANT	802.11a CH116 5580MHz - R	
1	Horizontal	Fundamental
Peak	<p>Site : 03CHZ-HY Condition : PEAK_SECUNII_83 3m HORN_9120_1328 HORIZONTAL Detector : Peak Project : 010720</p>	Left blank



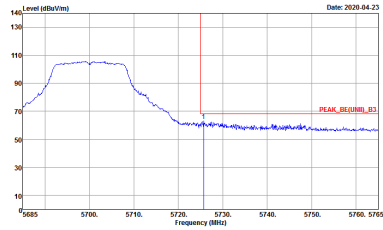
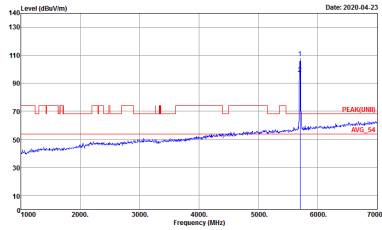


WIFI	Band 3 5470~5725MHz Band Edge @ 3m	
ANT	802.11a CH116 5580MHz - L	
1	Vertical	Fundamental
<p><b>Peak</b></p>	 <p>Site : 03CH12-HY            Condition : PEAK_BE(UNIT)_B3 3m HORN_9120D_1328 VERTICAL            Detector : Peak            Project : 010720</p>	 <p>Site : 03CH12-HY            Condition : PEAK(UNIT) 3m HORN_9120D_1328 VERTICAL            Detector : Peak            Project : 010720</p>
<p><b>Avg.</b></p>	 <p>Site : 03CH12-HY            Condition : AVG_BE(UNIT)_B3 3m HORN_9120D_1328 VERTICAL            Detector : Peak            Project : 010720</p>	<p><b>Left blank</b></p>

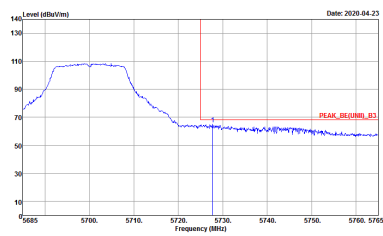
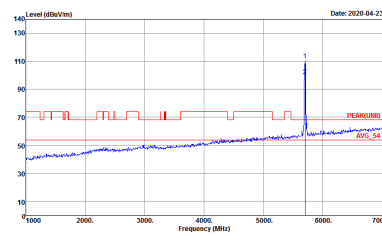


WIFI	Band 3 5470~5725MHz Band Edge @ 3m	
ANT	802.11a CH116 5580MHz - R	
1	Vertical	Fundamental
<b>Peak</b>	<p>Site : 03CHZ-HY Condition : PEAK_SECUNII_83 3m HORN_9120_1328 VERTICAL Detector : Peak Project : 010720</p>	Left blank



WIFI	Band 3 5470~5725MHz Band Edge @ 3m	
ANT	802.11a CH140 5700MHz	
1	Horizontal	Fundamental
Peak	 <p>Site : 03CH12-HY          Condition : PEAK_SEC(LINE1)_B3 3m HORN_9120D_1328 HORIZONTAL          Detector : Peak          Project : 010720</p>	 <p>Site : 03CH12-HY          Condition : PEAK(LINE1) 3m HORN_9120D_1328 HORIZONTAL          Detector : Peak          Project : 010720</p>



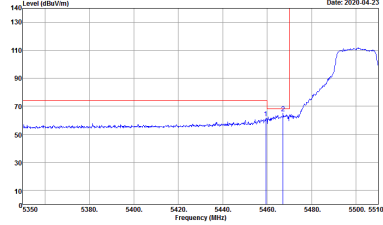
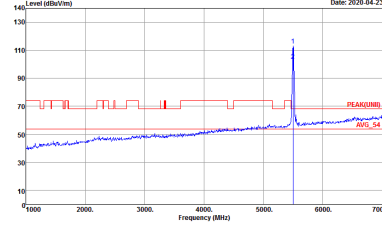
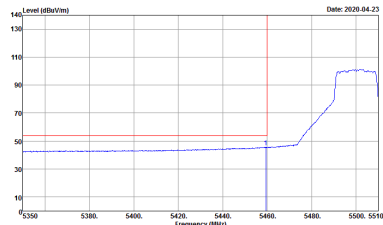
WIFI	Band 3 5470~5725MHz Band Edge @ 3m	
ANT	802.11a CH140 5700MHz	
1	Vertical	Fundamental
Peak	 <p>Site : 03CH2-HY          Condition : PEAK_SECUNEEI_83 3m HORN_9120D_1328 VERTICAL          Detector : Peak          Project : 010720</p>	 <p>Site : 03CH2-HY          Condition : PEAK_SECUNEEI_3m HORN_9120D_1328 VERTICAL          Detector : Peak          Project : 010720</p>



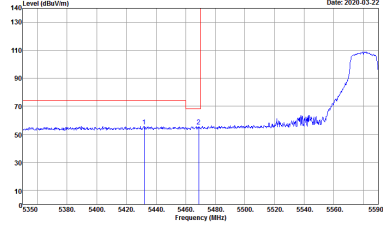
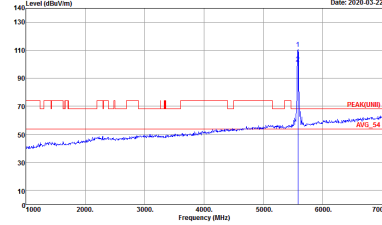
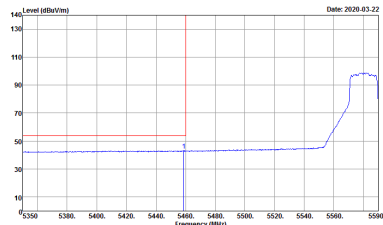
**Band 3 5470~5725MHz  
WIFI 802.11ac VHT20 (Band Edge @ 3m)**

WIFI	Band 3 5470~5725MHz Band Edge @ 3m	
ANT	802.11ac VHT20 CH100 5500MHz	
1	Horizontal	Fundamental
<b>Peak</b>	<p>Site : 03CH12-HY Condition : PEAK_BE(UNIT1)_B3 3m HORN_9120D_1328 HORIZONTAL RBW:1000.000kHz VBW:3000.000kHz SWT:Auto Detector : Peak Project : 010720</p>	<p>Site : 03CH12-HY Condition : PEAK(UNIT1) 3m HORN_9120D_1328 HORIZONTAL RBW:1000.000kHz VBW:3000.000kHz SWT:Auto Detector : Peak Project : 010720</p>
<b>Avg.</b>	<p>Site : 03CH12-HY Condition : AVG_BE(UNIT1)_B3 3m HORN_9120D_1328 HORIZONTAL RBW:1000.000kHz VBW:1.000kHz SWT:Auto Detector : Peak Project : 010720</p>	Left blank



WIFI	Band 3 5470~5725MHz Band Edge @ 3m	
ANT	802.11ac VHT20 CH100 5500MHz	
1	Vertical	Fundamental
<p><b>Peak</b></p>	 <p>Site : 03CH12-HY            Condition : PEAK_BE(UNIT)_B3 3m HORN_9120D_1328 VERTICAL            Detector : Peak            Project : 010720</p>	 <p>Site : 03CH12-HY            Condition : PEAK(UNIT) 3m HORN_9120D_1328 VERTICAL            Detector : Peak            Project : 010720</p>
<p><b>Avg.</b></p>	 <p>Site : 03CH12-HY            Condition : AVG_BE(UNIT)_B3 3m HORN_9120D_1328 VERTICAL            Detector : Peak            Project : 010720</p>	<p>Left blank</p>



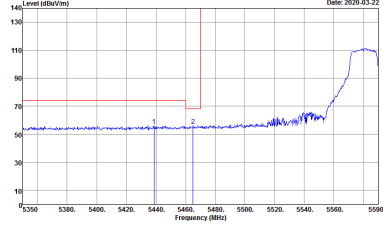
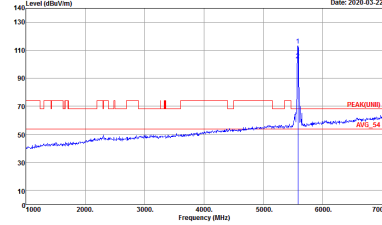
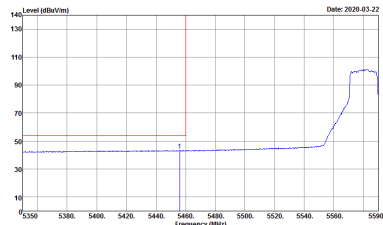
WIFI	Band 3 5470~5725MHz Band Edge @ 3m	
ANT	802.11ac VHT20 CH116 5580MHz - L	
1	Horizontal	Fundamental
<p><b>Peak</b></p>	 <p>Site : 03CH12-HY            Condition : PEAK_BE(UNIT)_B3 3m HORN_9120D_1328 HORIZONTAL            Detector : Peak            Project : 010720</p>	 <p>Site : 03CH12-HY            Condition : PEAK(UNIT) 3m HORN_9120D_1328 HORIZONTAL            Detector : Peak            Project : 010720</p>
<p><b>Avg.</b></p>	 <p>Site : 03CH12-HY            Condition : AVG_BE(UNIT)_B3 3m HORN_9120D_1328 HORIZONTAL            Detector : Peak            Project : 010720</p>	<p><b>Left blank</b></p>



WIFI	Band 3 5470~5725MHz Band Edge @ 3m	
ANT	802.11ac VHT20 CH116 5580MHz - R	
1	Horizontal	Fundamental
Peak	<p>Site : 03CHZ-HY Condition : PEAK_SECUNII_83 3m HORN_9120_1328 HORIZONTAL Detector : Peak Project : 010720</p>	Left blank



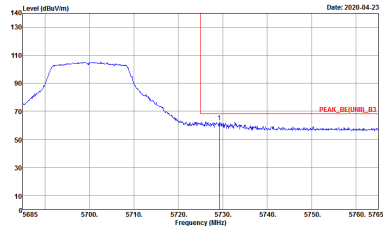
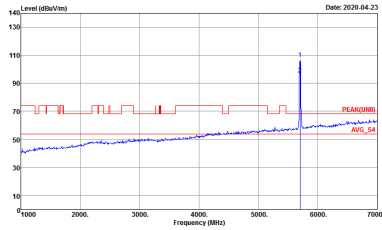


WIFI	Band 3 5470~5725MHz Band Edge @ 3m	
ANT	802.11ac VHT20 CH116 5580MHz - L	
1	Vertical	Fundamental
<p><b>Peak</b></p>	 <p>Site : 03CH12-HY            Condition : PEAK_BE(UNIT)_B3 3m HORN_9120D_1328 VERTICAL            Detector : Peak            Project : 010720</p>	 <p>Site : 03CH12-HY            Condition : PEAK(UNIT) 3m HORN_9120D_1328 VERTICAL            Detector : Peak            Project : 010720</p>
<p><b>Avg.</b></p>	 <p>Site : 03CH12-HY            Condition : AVG_BE(UNIT)_B3 3m HORN_9120D_1328 VERTICAL            Detector : Peak            Project : 010720</p>	<p><b>Left blank</b></p>

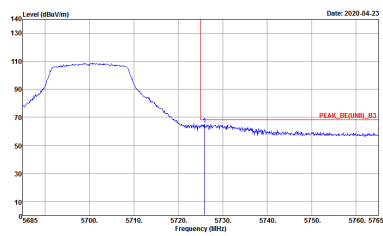
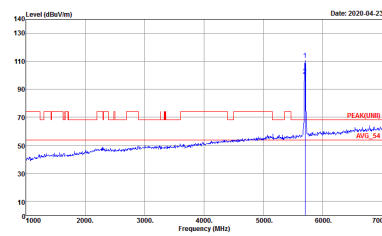


WIFI	Band 3 5470~5725MHz Band Edge @ 3m	
ANT	802.11ac VHT20 CH116 5580MHz - R	
1	Vertical	Fundamental
Peak	<p>Site : 03CHZ-HY Condition : PEAK_SECUNIII_83 3m HORN_9120_1328 VERTICAL Detector : Peak Project : 010720</p>	Left blank



WIFI	Band 3 5470~5725MHz Band Edge @ 3m	
ANT	802.11ac VHT20 CH140 5700MHz	
1	Horizontal	Fundamental
Peak	 <p>Site : 03CH2-HY          Condition : PEAK_RE(0)B3 3m HORN_9120_1328 HORIZONTAL          Detector : Peak          Project : 010720</p>	 <p>Site : 03CH2-HY          Condition : PEAK(0)B3 3m HORN_9120_1328 HORIZONTAL          Detector : Peak          Project : 010720</p>



WIFI	Band 3 5470~5725MHz Band Edge @ 3m	
ANT	802.11ac VHT20 CH140 5700MHz	
1	Vertical	Fundamental
Peak	 <p>Site : 03CH12-HY          Condition : PEAK_SEC(UNEI)_B3 3m HORN_9120D_1328 VERTICAL          Detector : Peak          Project : 010720</p>	 <p>Site : 03CH12-HY          Condition : PEAK(UNEI) 3m HORN_9120D_1328 VERTICAL          Detector : Peak          Project : 010720</p>



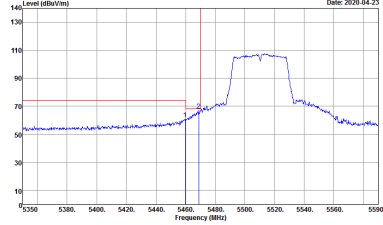
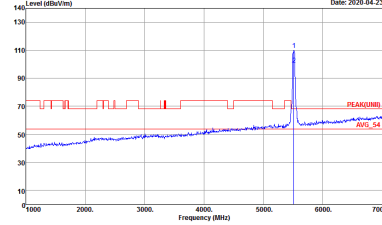
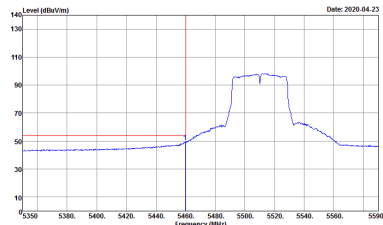
**Band 3 5470~5725MHz  
WIFI 802.11ac VHT40 (Band Edge @ 3m)**

WIFI	Band 3 5470~5725MHz Band Edge @ 3m	
ANT	802.11ac VHT40 CH102 5510MHz - L	
1	Horizontal	Fundamental
<b>Peak</b>	<p>Site : 03CH2-HY Condition : PEAK_BE(UNIT)_B3 3m HORN_9120D_1328 HORIZONTAL RBW:1000.000kHz VBW:3000.000kHz SWT:Auto Detector : Peak Project : 010720</p>	<p>Site : 03CH2-HY Condition : PEAK(UNIT) 3m HORN_9120D_1328 HORIZONTAL RBW:1000.000kHz VBW:3000.000kHz SWT:Auto Detector : Peak Project : 010720</p>
<b>Avg.</b>	<p>Site : 03CH2-HY Condition : AVG_BE(UNIT)_B3 3m HORN_9120D_1328 HORIZONTAL RBW:1000.000kHz VBW:3.000kHz SWT:Auto Detector : Peak Project : 010720</p>	Left blank



WIFI	Band 3 5470~5725MHz Band Edge @ 3m	
ANT	802.11ac VHT40 CH102 5510MHz - R	
1	Horizontal	Fundamental
Peak	<p>Site : 03CHZ-HY Condition : PEAK_SECUNIII_83 3m HORN_9120_1328 HORIZONTAL Detector : Peak Project : 010720</p>	Left blank



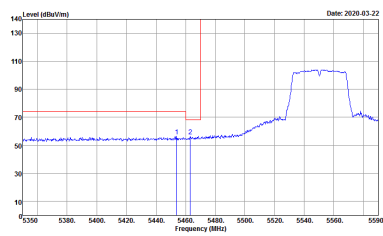
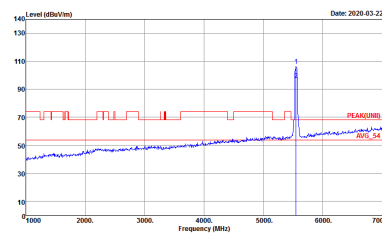
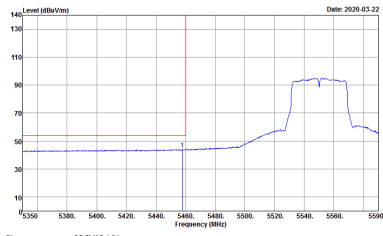
WIFI	Band 3 5470~5725MHz Band Edge @ 3m	
ANT	802.11ac VHT40 CH102 5510MHz - L	
1	Vertical	Fundamental
Peak	 <p>Site : 03CH12-HY            Condition : PEAK_BE(UNIT)_B3 3m HORN_9120D_1328 VERTICAL            Detector : Peak            Project : 010720</p>	 <p>Site : 03CH12-HY            Condition : PEAK(UNIT) 3m HORN_9120D_1328 VERTICAL            Detector : Peak            Project : 010720</p>
Avg.	 <p>Site : 03CH12-HY            Condition : AVG_BE(UNIT)_B3 3m HORN_9120D_1328 VERTICAL            Detector : Peak            Project : 010720</p>	Left blank



WIFI	Band 3 5470~5725MHz Band Edge @ 3m	
ANT	802.11ac VHT40 CH102 5510MHz - R	
1	Vertical	Fundamental
Peak	<p>Site : 03CHZ-HY Condition : PEAK_SECUNIII_83 3m HORN_9120_1328 VERTICAL Detector : Peak Project : 010720</p>	Left blank



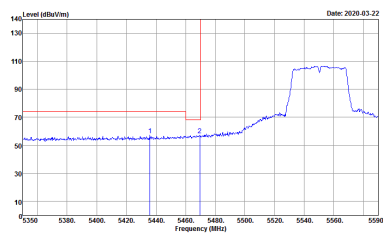
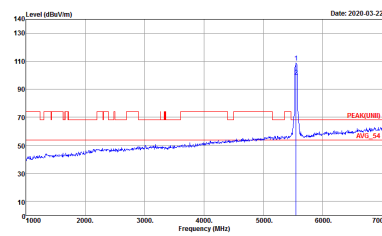
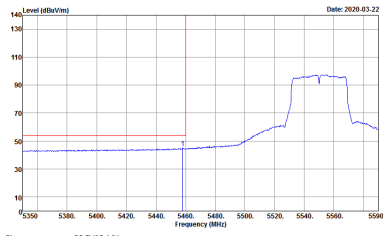


WIFI	Band 3 5470~5725MHz Band Edge @ 3m	
ANT	802.11ac VHT40 CH110 5550MHz - L	
1	Horizontal	Fundamental
<p><b>Peak</b></p>	 <p>Site : 03CH12-HY            Condition : PEAK_BE(UNIT)_B3 3m HORN_9120D_1328 HORIZONTAL            Detector : Peak            Project : 010720</p>	 <p>Site : 03CH12-HY            Condition : PEAK(UNIT) 3m HORN_9120D_1328 HORIZONTAL            Detector : Peak            Project : 010720</p>
<p><b>Avg.</b></p>	 <p>Site : 03CH12-HY            Condition : AVG_BE(UNIT)_B3 3m HORN_9120D_1328 HORIZONTAL            Detector : Peak            Project : 010720</p>	<p>Left blank</p>



WIFI	Band 3 5470~5725MHz Band Edge @ 3m	
ANT	802.11ac VHT40 CH110 5550MHz - R	
1	Horizontal	Fundamental
<b>Peak</b>	<p>Site : 03CHZ-HY Condition : PEAK_SECUNIII_83 3m HORN_9120D_1328 HORIZONTAL Detector : Peak Project : 010720</p>	Left blank



WIFI	Band 3 5470~5725MHz Band Edge @ 3m	
ANT	802.11ac VHT40 CH110 5550MHz - L	
1	Vertical	Fundamental
<p><b>Peak</b></p>	 <p>Site : 03CH12-HY            Condition : PEAK_BE(UNIT1)_B3 3m HORN_9120D_1328 VERTICAL            Detector : Peak            Project : 010720</p>	 <p>Site : 03CH12-HY            Condition : PEAK(UNIT1) 3m HORN_9120D_1328 VERTICAL            Detector : Peak            Project : 010720</p>
<p><b>Avg.</b></p>	 <p>Site : 03CH12-HY            Condition : AVG_BE(UNIT1)_B3 3m HORN_9120D_1328 VERTICAL            Detector : Peak            Project : 010720</p>	<p>Left blank</p>



WIFI	Band 3 5470~5725MHz Band Edge @ 3m	
ANT	802.11ac VHT40 CH110 5550MHz - R	
1	Vertical	Fundamental
Peak	<p>Site : 03CH2-HY Condition : PEAK_SECUNIII_83 3m HORN_9120D_1328 VERTICAL Detector : Peak Project : 010720</p>	Left blank

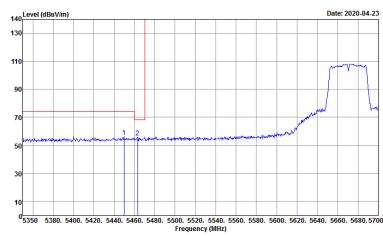
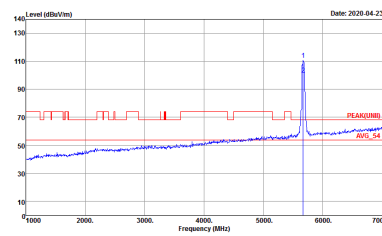
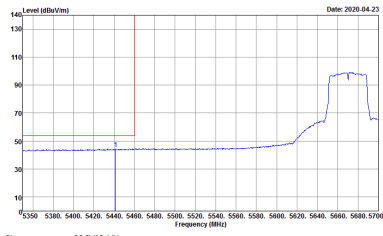


WIFI	Band 3 5470~5725MHz Band Edge @ 3m	
ANT	802.11ac VHT40 CH134 5670MHz - L	
1	Horizontal	Fundamental
<p><b>Peak</b></p>	<p>Site : 03CH12-HY            Condition : PEAK_BE(UNIT1)_B3 3m HORN_9120D_1328 HORIZONTAL            Detector : Peak            Project : 010720</p>	<p>Site : 03CH12-HY            Condition : PEAK(UNIT1)_3m HORN_9120D_1328 HORIZONTAL            Detector : Peak            Project : 010720</p>
<p><b>Avg.</b></p>	<p>Site : 03CH12-HY            Condition : AVG_BE(UNIT1)_B3 3m HORN_9120D_1328 HORIZONTAL            Detector : Peak            Project : 010720</p>	<p>Left blank</p>



WIFI	Band 3 5470~5725MHz Band Edge @ 3m	
ANT	802.11ac VHT40 CH134 5670MHz - R	
1	Horizontal	Fundamental
Peak	<p>Site : 03CHZ-HY Condition : PEAK_RE (CH134)_B3 3m HORN_9120D_1328 HORIZONTAL Detector : Peak Project : 010720</p>	Left blank



WIFI	Band 3 5470~5725MHz Band Edge @ 3m	
ANT	802.11ac VHT40 CH134 5670MHz - L	
1	Vertical	Fundamental
<p><b>Peak</b></p>	 <p>Site : 03CH12-HY            Condition : PEAK_BE(UNIT)_B3 3m HORN_9120D_1328 VERTICAL            Detector : Peak            Project : 010720</p>	 <p>Site : 03CH12-HY            Condition : PEAK(UNIT) 3m HORN_9120D_1328 VERTICAL            Detector : Peak            Project : 010720</p>
<p><b>Avg.</b></p>	 <p>Site : 03CH12-HY            Condition : AVG_BE(UNIT)_B3 3m HORN_9120D_1328 VERTICAL            Detector : Peak            Project : 010720</p>	<p><b>Left blank</b></p>

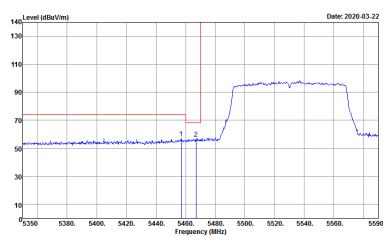
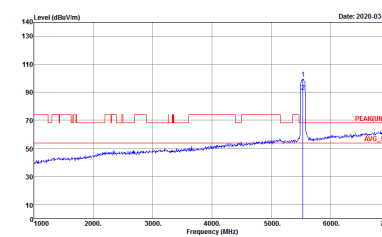
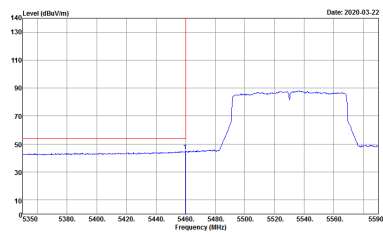


WIFI	Band 3 5470~5725MHz Band Edge @ 3m	
ANT	802.11ac VHT40 CH134 5670MHz - R	
1	Vertical	Fundamental
Peak	<p>Site : 03CHZ-HY Condition : PEAK_SECUNIII_83 3m HORN_9120D_1328 VERTICAL Detector : Peak Project : 010720</p>	Left blank





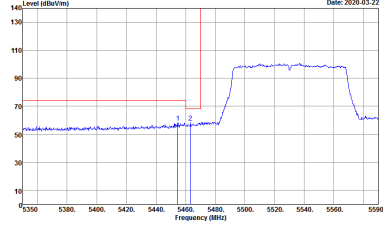
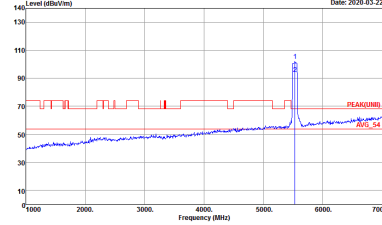
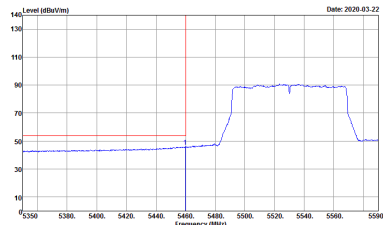
**Band 3 5470~5725MHz**  
**WIFI 802.11ac VHT80 (Band Edge @ 3m)**

WIFI	Band 3 5470~5725MHz Band Edge @ 3m	
ANT	802.11ac VHT80 CH106 5530MHz - L	
1	Horizontal	Fundamental
<b>Peak</b>	 <p>Site : 03CH12-HY            Condition : PEAK_BE(UNII)_B3 3m HORN_9120D_1328 HORIZONTAL            RBW:1000.000kHz VBW:3000.000kHz SWT:Auto            Detector : Peak            Project : 010720</p>	 <p>Site : 03CH12-HY            Condition : PEAK(UNII) 3m HORN_9120D_1328 HORIZONTAL            RBW:1000.000kHz VBW:3000.000kHz SWT:Auto            Detector : Peak            Project : 010720</p>
<b>Avg.</b>	 <p>Site : 03CH12-HY            Condition : AVG_BE(UNII)_B3 3m HORN_9120D_1328 HORIZONTAL            RBW:1000.000kHz VBW:3.000kHz SWT:Auto            Detector : Peak            Project : 010720</p>	<b>Left blank</b>



WIFI	Band 3 5470~5725MHz Band Edge @ 3m	
ANT	802.11ac VHT80 CH106 5530MHz - R	
1	Horizontal	Fundamental
Peak	<p>Site : 03CHZ-HY Condition : PEAK_SECUNIII_83 3m HORN_9120D_1328 HORIZONTAL Detector : Peak Project : 010720</p>	Left blank

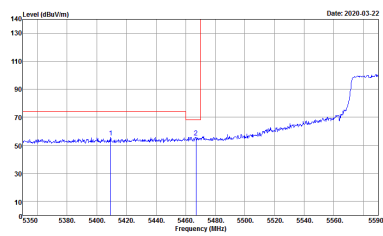
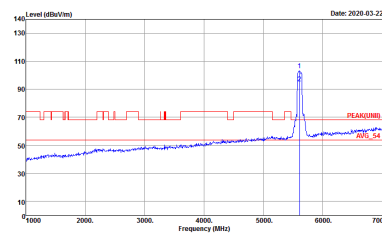
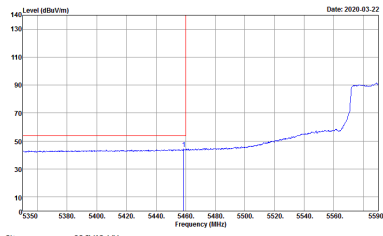


WIFI	Band 3 5470~5725MHz Band Edge @ 3m	
ANT	802.11ac VHT80 CH106 5530MHz - L	
1	Vertical	Fundamental
<p><b>Peak</b></p>	 <p>Site : 03CH12-HY            Condition : PEAK_BE(UNIT1)_B3 3m HORN_9120D_1328 VERTICAL            Detector : Peak            Project : 010720</p>	 <p>Site : 03CH12-HY            Condition : PEAK(UNIT1) 3m HORN_9120D_1328 VERTICAL            Detector : Peak            Project : 010720</p>
<p><b>Avg.</b></p>	 <p>Site : 03CH12-HY            Condition : AVG_BE(UNIT1)_B3 3m HORN_9120D_1328 VERTICAL            Detector : Peak            Project : 010720</p>	<p>Left blank</p>



WIFI	Band 3 5470~5725MHz Band Edge @ 3m	
ANT	802.11ac VHT80 CH106 5530MHz - R	
1	Vertical	Fundamental
Peak	<p>Site : 03CHZ-HY Condition : PEAK_SECUNIII_83 3m HORN_9120_1328 VERTICAL Detector : Peak Project : 010720</p>	Left blank



WIFI	Band 3 5470~5725MHz Band Edge @ 3m	
ANT	802.11ac VHT80 CH122 5610MHz - L	
1	Horizontal	Fundamental
<p><b>Peak</b></p>	 <p>Site : 03CH12-HY            Condition : PEAK_BE[UNIT1]_B3 3m HORN_9120D_1328 HORIZONTAL            Detector : Peak            Project : 010720</p>	 <p>Site : 03CH12-HY            Condition : PEAK[UNIT1] 3m HORN_9120D_1328 HORIZONTAL            Detector : Peak            Project : 010720</p>
<p><b>Avg.</b></p>	 <p>Site : 03CH12-HY            Condition : AVG_BE[UNIT1]_B3 3m HORN_9120D_1328 HORIZONTAL            Detector : Peak            Project : 010720</p>	<p>Left blank</p>



WIFI	Band 3 5470~5725MHz Band Edge @ 3m	
ANT	802.11ac VHT80 CH122 5610MHz - R	
1	Horizontal	Fundamental
Peak	<p>Site : 03CHZ-HY Condition : PEAK_SECUNII_83 3m HORN_9120_1328 HORIZONTAL Detector : Peak Project : 010720</p>	Left blank



WIFI	Band 3 5470~5725MHz Band Edge @ 3m	
ANT	802.11ac VHT80 CH122 5610MHz - L	
1	Vertical	Fundamental
<p><b>Peak</b></p>	<p>Site : 03CH12-HY            Condition : PEAK_BE[UNIT1]_B3 3m HORN_9120D_1328 VERTICAL            Detector : Peak            Project : 010720</p>	<p>Site : 03CH12-HY            Condition : PEAK[UNIT1] 3m HORN_9120D_1328 VERTICAL            Detector : Peak            Project : 010720</p>
<p><b>Avg.</b></p>	<p>Site : 03CH12-HY            Condition : AVG_BE[UNIT1]_B3 3m HORN_9120D_1328 VERTICAL            Detector : Peak            Project : 010720</p>	<p>Left blank</p>



WIFI	Band 3 5470~5725MHz Band Edge @ 3m	
ANT	802.11ac VHT80 CH122 5610MHz - R	
1	Vertical	Fundamental
Peak	<p>Site : 03CHZ-HY Condition : PEAK_SECUNIII_83 3m HORN_9120D_1328 VERTICAL Detector : Peak Project : 010720</p>	Left blank





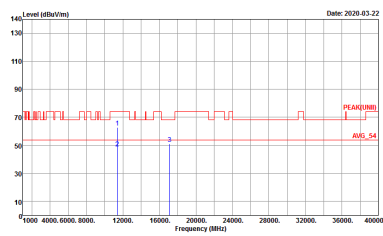
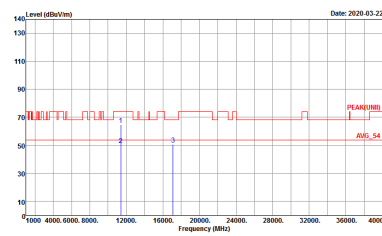
**Band 3 - 5470~5725MHz**  
**WIFI 802.11a (Harmonic @ 3m)**

WIFI	Band 3 5470~5725MHz Harmonic @ 3m	
ANT	802.11a CH100 5500MHz	
1	Horizontal	Vertical
<p><b>Peak</b></p> <p><b>Avg.</b></p>	<p>Site : 03CH12-HY            Condition : PEAK(UNIT) 3m HORN_9120D_1328 HORIZONTAL            Detector : Peak            Project : 010720</p>	<p>Site : 03CH12-HY            Condition : PEAK(UNIT) 3m HORN_9120D_1328 VERTICAL            Detector : Peak            Project : 010720</p>



WIFI	Band 3 5470~5725MHz Harmonic @ 3m	
ANT	802.11a CH116 5580MHz	
1	Horizontal	Vertical
Peak Avg.	<p>Site : 03CH12-HY Condition : PEAK(UNIT) 3m HORN_9120D_1328 HORIZONTAL Detector : Peak Project : 010720</p>	<p>Site : 03CH12-HY Condition : PEAK(UNIT) 3m HORN_9120D_1328 VERTICAL Detector : Peak Project : 010720</p>



WIFI	Band 3 5470~5725MHz Harmonic @ 3m	
ANT	802.11a CH140 5700MHz	
1	Horizontal	Vertical
Peak Avg.	 <p>Site : 03CH12-HY Condition : PEAK(UNIT) 3m HORN_9120D_1328 HORIZONTAL Detector : Peak Project : 010720</p>	 <p>Site : 03CH12-HY Condition : PEAK(UNIT) 3m HORN_9120D_1328 VERTICAL Detector : Peak Project : 010720</p>



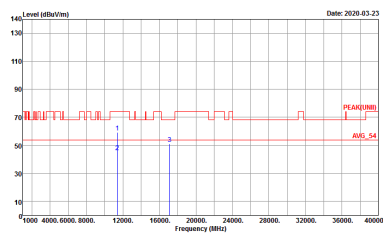
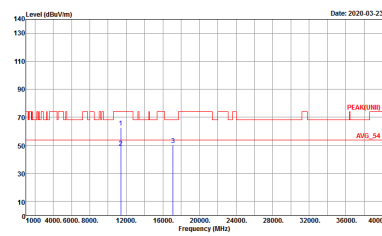
**Band 3 5470~5725MHz  
WIFI 802.11ac VHT20 (Harmonic @ 3m)**

WIFI	Band 3 5470~5725MHz Harmonic @ 3m	
ANT	802.11ac VHT20 CH100 5500MHz	
1	Horizontal	Vertical
Peak Avg.	<p>Site : 03CH12-HY Condition : PEAK(UNII) 3m HORN_9120D_1328 HORIZONTAL Detector : Peak Project : 100720</p>	<p>Site : 03CH12-HY Condition : PEAK(UNII) 3m HORN_9120D_1328 VERTICAL Detector : Peak Project : 100720</p>



WIFI	Band 3 5470~5725MHz Harmonic @ 3m	
ANT	802.11ac VHT20 CH116 5580MHz	
1	Horizontal	Vertical
Peak Avg.	<p>Site : 03CH12-HY Condition : PEAK(UNIT) 3m HORN_9120D_1328 HORIZONTAL Detector : Peak Project : 010720</p>	<p>Site : 03CH12-HY Condition : PEAK(UNIT) 3m HORN_9120D_1328 VERTICAL Detector : Peak Project : 010720</p>



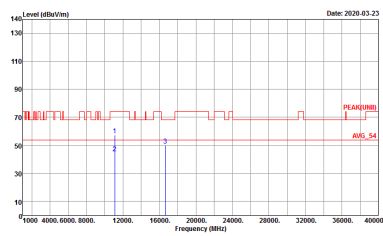
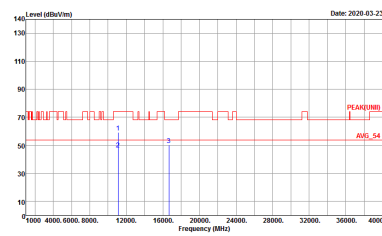
WIFI	Band 3 5470~5725MHz Harmonic @ 3m	
ANT	802.11ac VHT20 CH140 5700MHz	
1	Horizontal	Vertical
Peak Avg.	 <p>Site : 03CH12-HY          Condition : PEAK(UNIT) 3m HORN_9120D_1328 HORIZONTAL          Detector : Peak          Project : 010720</p>	 <p>Site : 03CH12-HY          Condition : PEAK(UNIT) 3m HORN_9120D_1328 VERTICAL          Detector : Peak          Project : 010720</p>



Band 3 5470~5725MHz
WIFI 802.11ac VHT40 (Harmonic @ 3m)

Table with 2 columns: Horizontal and Vertical. Each column contains a spectral plot showing Level (dBV/m) vs Frequency (MHz) with Peak and Avg. markers. Includes site and condition details for both orientations.



WIFI	Band 3 5470~5725MHz Harmonic @ 3m	
ANT	802.11ac VHT40 CH110 5550MHz	
1	Horizontal	Vertical
Peak Avg.	 <p>Site : 03CH12-HY Condition : PEAK(UNIT) 3m HORN_9120D_1328 HORIZONTAL Detector : Peak Project : 010720</p>	 <p>Site : 03CH12-HY Condition : PEAK(UNIT) 3m HORN_9120D_1328 VERTICAL Detector : Peak Project : 010720</p>





WIFI	Band 3 5470~5725MHz Harmonic @ 3m	
ANT	802.11ac VHT40 CH134 5670MHz	
1	Horizontal	Vertical
Peak Avg.	<p>Site : 03CH12-HY Condition : PEAK(UNIT) 3m HORN_9120D_1328 HORIZONTAL Detector : Peak Project : 010720</p>	<p>Site : 03CH12-HY Condition : PEAK(UNIT) 3m HORN_9120D_1328 VERTICAL Detector : Peak Project : 010720</p>



**Band 3 5470~5725MHz  
WIFI 802.11ac VHT80 (Harmonic @ 3m)**

WIFI	Band 3 5470~5725MHz Harmonic @ 3m	
ANT	802.11ac VHT80 CH106 5530MHz	
1	Horizontal	Vertical
Peak Avg.	<p>Site : 03CH12-HY Condition : PEAK(UNII) 3m HORN_9120D_1328 HORIZONTAL Detector : Peak Project : 100720</p>	<p>Site : 03CH12-HY Condition : PEAK(UNII) 3m HORN_9120D_1328 VERTICAL Detector : Peak Project : 100720</p>



WIFI	Band 3 5470~5725MHz Harmonic @ 3m	
ANT	802.11ac VHT80 CH122 5610MHz	
1	Horizontal	Vertical
Peak Avg.	<p>Site : 03CH12-HY Condition : PEAK(UNIT) 3m HORN_9120D_1328 HORIZONTAL Detector : Peak Project : 010720</p>	<p>Site : 03CH12-HY Condition : PEAK(UNIT) 3m HORN_9120D_1328 VERTICAL Detector : Peak Project : 010720</p>