



FCC RADIO TEST REPORT

FCC ID : UZ7TC26BK
Equipment : Touch computer
Brand Name : Zebra
Model Name : TC26BK
Applicant : Zebra Technologies Corporation
1 Zebra Plaza, Holtsville, NY 11742
Manufacturer : Zebra Technologies Corporation
1 Zebra Plaza, Holtsville, NY 11742
Standard : 47 CFR Part 2, 22(H), 24(E), 27(L)

The product was received on Mar. 20, 2020 and testing was started from Mar. 31, 2020 and completed on May 06, 2020. We, SPORTON INTERNATIONAL INC. EMC & Wireless Communications Laboratory, would like to declare that the tested sample has been evaluated in accordance with the test procedures given in ANSI / TIA-603-E and has been in compliance with the applicable technical standards.

The report must not be used by the client to claim product certification, approval, or endorsement by TAF or any agency of government.

The test results in this report apply exclusively to the tested model / sample. Without written approval of SPORTON INTERNATIONAL INC. EMC & Wireless Communications Laboratory, the test report shall not be reproduced except in full.

Louis Wu

Approved by: Louis Wu

SPORTON INTERNATIONAL INC. EMC & Wireless Communications Laboratory

No. 52, Huaya 1st Rd., Guishan Dist., Taoyuan City, Taiwan (R.O.C.)



Table of Contents

History of this test report.....3

Summary of Test Result.....4

1 General Description5

 1.1 Product Feature of Equipment Under Test5

 1.2 Product Specification of Equipment Under Test6

 1.3 Modification of EUT6

 1.4 Maximum ERP/EIRP Power, Frequency Tolerance, and Emission Designator7

 1.5 Testing Location8

 1.6 Applicable Standards9

2 Test Configuration of Equipment Under Test10

 2.1 Test Mode.....10

 2.2 Connection Diagram of Test System11

 2.3 Support Unit used in test configuration11

 2.4 Measurement Results Explanation Example11

 2.5 Frequency List of Low/Middle/High Channels.....12

3 Conducted Test Result13

 3.1 Measuring Instruments.....13

 3.2 Conducted Output Power and ERP/EIRP14

 3.3 Peak-to-Average Ratio15

 3.4 99% Occupied Bandwidth and 26dB Bandwidth Measurement.....16

 3.5 Conducted Band Edge17

 3.6 Conducted Spurious Emission18

 3.7 Frequency Stability.....19

4 Radiated Test Items20

 4.1 Measuring Instruments.....20

 4.2 Test Setup20

 4.3 Test Result of Radiated Test.....21

 4.4 Field Strength of Spurious Radiation Measurement22

5 List of Measuring Equipment.....23

6 Uncertainty of Evaluation25

Appendix A. Test Results of Conducted Test

Appendix B. Test Results of ERP/EIRP and Radiated Test

Appendix C. Test Setup Photographs



Summary of Test Result

Report Clause	Ref Std. Clause	Test Items	Result (PASS/FAIL)	Remark
3.2	§2.1046	Conducted Output Power	Pass	-
	§22.913 (a)(2)	Effective Radiated Power (GSM850) (WCDMA Band V)		
	§24.232 (c)	Equivalent Isotropic Radiated Power (GSM1900) (WCDMA Band II)		
	§27.50 (d)(4)	Equivalent Isotropic Radiated Power (WCDMA Band IV)		
3.3	§24.232 (d)	Peak-to-Average Ratio	Pass	
3.4	§2.1049 §22.917 (b) §24.238 (b) §27.53 (g)	Occupied Bandwidth (GSM850) (WCDMA Band V) (GSM1900) (WCDMA Band II) (WCDMA Band IV)	Pass	-
3.5	§2.1051 §22.917 (a) §24.238 (a) §27.53 (g)	Band Edge Measurement (GSM850) (WCDMA Band V) (GSM1900) (WCDMA Band II) (WCDMA Band IV)	Pass	-
3.6	§2.1051 §22.917 (a) §24.238 (a) §27.53 (g)	Conducted Emission (GSM850) (WCDMA Band V) (GSM1900) (WCDMA Band II) (WCDMA Band IV)	Pass	-
3.7	§2.1055 §22.355 §24.235 §27.54	Frequency Stability Temperature & Voltage	Pass	-
4.4	§2.1053 §22.917 (a) §24.238 (a) §27.53 (h)	Field Strength of Spurious Radiation (GSM850) (WCDMA Band V) (GSM1900) (WCDMA Band II) (WCDMA Band IV)	Pass	Under limit 11.31 dB at 3816.000 MHz

Declaration of Conformity:

The test results with all measurement uncertainty excluded are presented in accordance with the regulation limits or requirements declared by manufacturers.

Comments and Explanations:

The declared of product specification for EUT presented in the report are provided by the manufacturer, and the manufacturer takes all the responsibilities for the accuracy of product specification.

Reviewed by: Wii Chang

Report Producer: Tina Chuang



1 General Description

1.1 Product Feature of Equipment Under Test

Product Feature	
Equipment	Touch computer
Brand Name	Zebra
Model Name	TC26BK
FCC ID	UZ7TC26BK
Sample 1	Single-WAN, WLAN, GMS, SE4710, NFC, 3GB/32GB, Rear camera and Front camera, 2-pin connector
Sample 2	Single-WAN, WLAN, GMS, No Scanner, NFC, 3GB/32GB, Rear camera and Front camera, No back connector
EUT supports Radios application	GSM/EGPRS/WCDMA/HSPA/LTE/NFC/GNSS WLAN 11a/b/g/n HT20/HT40 WLAN 11ac VHT20/VHT40/VHT80 Bluetooth BR/EDR/LE
HW Version	EV1.7
SW Version	Android version 10
OS Version	FUSION_QA_2_1.0.0.008_Q
FW Version	Zebra/TC26PA/TC26:10/03-09-09.00-QN-U00-PRD/Nabe030 91333:userdebug/test-keys
MFD	22FEB20
EUT Stage	Engineering Sample

Remark: The above EUT's information was declared by manufacturer.

Specification of Accessories				
AC Adapter	Brand Name	Zebra	Part Number	PWR-WUA5V12W0US
Battery 1	Brand Name	Zebra	Part Number	BT-000409-00
Battery 2	Brand Name	Zebra	Part Number	BT-000409-50
Battery 3	Brand Name	Zebra	Part Number	BT-000411-08
USB Cable 1 (Type A plug to Type C plug)	Brand Name	Zebra	Part Number	CBL-TC5X-USBC2A-01
USB Cable 2 (Type A plug to Type C plug)	Brand Name	Zebra	Part Number	CBL-TC2Y-USBC90A-01
Headset 3.5mm type with PTT/micassy	Brand Name	Zebra	Part Number	HDST-35MM-PTVP-01
Adapter Cable PTT headset (3.5mm to 3.5mm)	Brand Name	Zebra	Part Number	CBL-TC51-HDST35-01
Snap on Trigger handle	Brand Name	Zebra	Part Number	TRG-TC2Y-SNP1-01
Belt Holster	Brand Name	Zebra	Part Number	SG-TC2Y-HLSTR1-01
Wearable Arm Mount	Brand Name	Zebra	Part Number	SG-TC2Y-ARMNT-01

Supported Unit Used in Test Configuration and System				
Type C to 3.5mm headset adaptor	Brand Name	Google	Part Number	Pixel-2-2XL

1.2 Product Specification of Equipment Under Test

Standards-related Product Specification	
Tx Frequency	GSM: GSM850: 824.2 MHz ~ 848.8 MHz GSM1900: 1850.2 MHz ~ 1909.8 MHz WCDMA: Band V: 826.4 MHz ~ 846.6 MHz Band II: 1852.4 MHz ~ 1907.6 MHz Band IV: 1712.4 MHz ~ 1752.6 MHz
Rx Frequency	GSM: GSM850: 869.2 MHz ~ 893.8 MHz GSM1900: 1930.2 MHz ~ 1989.8 MHz WCDMA: Band V: 871.4 MHz ~ 891.6 MHz Band II: 1932.4 MHz ~ 1987.6 MHz Band IV: 2112.4 MHz ~ 2152.6 MHz
Maximum Output Power to Antenna	GSM: GSM850: 32.73 dBm GSM1900: 29.91 dBm WCDMA: Band V: 23.31 dBm Band II: 23.36 dBm
Antenna Type	PIFA Antenna
Antenna Gain	Cellular Band: 1.40 dBi PCS Band: 3.10 dBi AWS Band: 3.10. dBi
Type of Modulation	GSM / GPRS: GMSK EGPRS: GMSK for MCS 0 ~ 4 & 8PSK for MCS5 ~9 WCDMA: QPSK HSDPA: 64QAM HSUPA: QPSK

1.3 Modification of EUT

No modifications are made to the EUT during all test items.

**1.4 Maximum ERP/EIRP Power, Frequency Tolerance, and Emission Designator**

FCC Rule	Frequency Range (MHz)	System	Type of Modulation	Maximum ERP/EIRP (W)	Frequency Tolerance (ppm)	Emission Designator
Part 22	824.2 ~848.8	GSM850 GPRS class 8	GMSK	2.1086	0.0323 ppm	245KGXW
Part 22	824.2 ~848.8	GSM850 EDGE class 8	8PSK	0.4325	0.0072 ppm	250KG7W
Part 22	826.4 ~846.6	WCDMA Band V RMC 12.2Kbps	QPSK	0.2851	0.0167 ppm	4M15F9W
Part 24	1850.2 ~1909.8	GSM1900 GPRS class 8	GMSK	1.6558	0.0191 ppm	245KGXW
Part 24	1850.2 ~1909.8	GSM1900 EDGE class 8	8PSK	0.6592	0.0191 ppm	248KG7W
Part 24	1852.4 ~1907.6	WCDMA Band II RMC 12.2Kbps	QPSK	0.5105	0.0043 ppm	4M16F9W
Part 27	1712.4 ~ 1752.6	WCDMA Band IV RMC 12.2Kbps	QPSK	0.5741	0.0208 ppm	4M13F9W



1.5 Testing Location

Test Site	SPORTON INTERNATIONAL INC. EMC & Wireless Communications Laboratory
Test Site Location	No.52, Huaya 1st Rd., Guishan Dist., Taoyuan City, Taiwan (R.O.C.) TEL: +886-3-327-3456 FAX: +886-3-328-4978
Test Site No.	Sporton Site No. TH03-HY
Test Engineer	Louis Chung
Temperature	21~24°C
Relative Humidity	51~55%

Note: The test site complies with ANSI C63.4 2014 requirement.

Test Site	SPORTON INTERNATIONAL INC. EMC & Wireless Communications Laboratory
Test Site Location	No.58, Aly. 75, Ln. 564, Wenhua 3rd, Rd., Guishan Dist., Taoyuan City, Taiwan (R.O.C.) TEL: +886-3-327-0868 FAX: +886-3-327-0855
Test Site No.	Sporton Site No. 03CH11-HY
Test Engineer	Cookie Ku, Fu Chen, Troye Hsieh and Quentin Liu
Temperature	19.6~26.5°C
Relative Humidity	49.6~70.1%

Note: The test site complies with ANSI C63.4 2014 requirement.

FCC Designation No.: TW1190 and TW0007



1.6 Applicable Standards

According to the specifications of the manufacturer, the EUT must comply with the requirements of the following standards:

- ♦ ANSI C63.26-2015
- ♦ ANSI / TIA-603-E
- ♦ 47 CFR Part 2, 22(H), 24(E), 27(L)
- ♦ FCC KDB 971168 D01 Power Meas. License Digital Systems v03r01
- ♦ FCC KDB 412172 D01 Determining ERP and EIRP v01r01
- ♦ FCC KDB 414788 D01 Radiated Test Site v01r01

Remark:

1. All test items were verified and recorded according to the standards and without any deviation during the test.
2. This EUT has also been tested and complied with the requirements of FCC Part 15, Subpart B, recorded in a separate test report.



2 Test Configuration of Equipment Under Test

2.1 Test Mode

Antenna port conducted and radiated test items were performed according to KDB 971168 D01 Power Meas. License Digital Systems v03r01 with maximum output power.

For radiated measurement, pre-scanned in three orthogonal panels, X, Y, Z, and Accessory. The worst cases (X Plane with Earphone for PCS Band ; Y Plane with Earphone for Cellular Band and AWS Band.) were recorded in this report.were recorded in this report.

Radiated emissions were investigated as following frequency range:

1. 30 MHz to 9000 MHz for GSM850 and WCDMA Band V
2. 30 MHz to 18000 MHz for WCDMA Band IV
3. 30 MHz to 19100 MHz for GSM1900 and WCDMA Band II

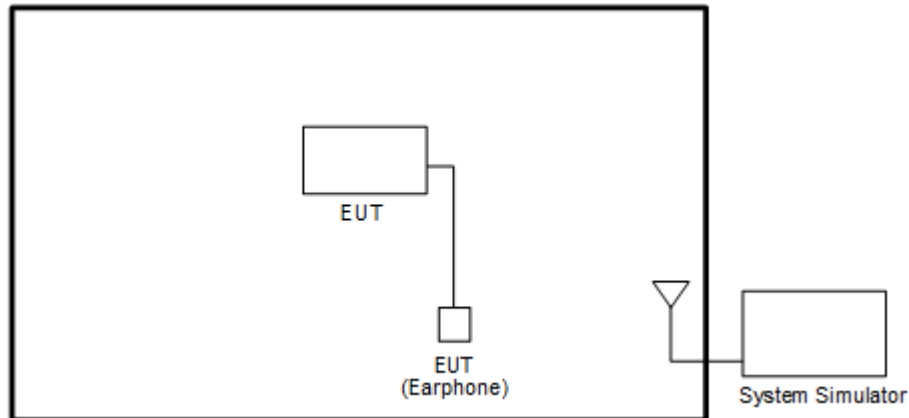
All modes and data rates and positions were investigated.

Test modes are chosen to be reported as the worst case configuration below:

Test Modes		
Band	Radiated TCs	Conducted TCs
GSM850	<ul style="list-style-type: none"> ■ GPRS Class 8 Link ■ EDGE Class 8 Link 	<ul style="list-style-type: none"> ■ GPRS Class 8 Link ■ EDGE Class 8 Link
GSM1900	<ul style="list-style-type: none"> ■ GPRS Class 8 Link ■ EDGE Class 8 Link 	<ul style="list-style-type: none"> ■ GPRS Class 8 Link ■ EDGE Class 8 Link
WCDMA Band V	<ul style="list-style-type: none"> ■ RMC 12.2Kbps Link 	<ul style="list-style-type: none"> ■ RMC 12.2Kbps Link
WCDMA Band II	<ul style="list-style-type: none"> ■ RMC 12.2Kbps Link 	<ul style="list-style-type: none"> ■ RMC 12.2Kbps Link
WCDMA Band IV	<ul style="list-style-type: none"> ■ RMC 12.2Kbps Link 	<ul style="list-style-type: none"> ■ RMC 12.2Kbps Link

Remark: All the radiated test cases were performed with USB Cable 1.

2.2 Connection Diagram of Test System



2.3 Support Unit used in test configuration

Item	Equipment	Trade Name	Model No.	FCC ID	Data Cable	Power Cord
1.	System Simulator	Rohde & Schwarz	CMU200	N/A	N/A	Unshielded, 1.8 m

2.4 Measurement Results Explanation Example

For all conducted test items:

The offset level is set in the spectrum analyzer to compensate the RF cable loss and attenuator factor between RF conducted output port and spectrum analyzer. With the offset compensation, the spectrum analyzer reading level will be exactly the RF output level.

The spectrum analyzer offset is derived from RF cable loss and attenuator factor.

Offset = RF cable loss + attenuator factor.

The following shows an offset computation example with RF cable loss 4.2 dB and a 10dB attenuator.

Example:

$$\begin{aligned} \text{Offset(dB)} &= \text{RF cable loss(dB)} + \text{attenuator factor(dB)}. \\ &= 4.2 + 10 = 14.2 \text{ (dB)} \end{aligned}$$



2.5 Frequency List of Low/Middle/High Channels

Frequency List				
Band	Channel/Frequency(MHz)	Lowest	Middle	Highest
GSM850	Channel	128	189	251
	Frequency	824.2	836.4	848.8
WCDMA Band V	Channel	4132	4182	4233
	Frequency	826.4	836.4	846.6
GSM1900	Channel	512	661	810
	Frequency	1850.2	1880.0	1909.8
WCDMA Band II	Channel	9262	9400	9538
	Frequency	1852.4	1880.0	1907.6
WCDMA Band IV	Channel	1312	1413	1513
	Frequency	1712.4	1732.6	1752.6


3 Conducted Test Result

3.1 Measuring Instruments

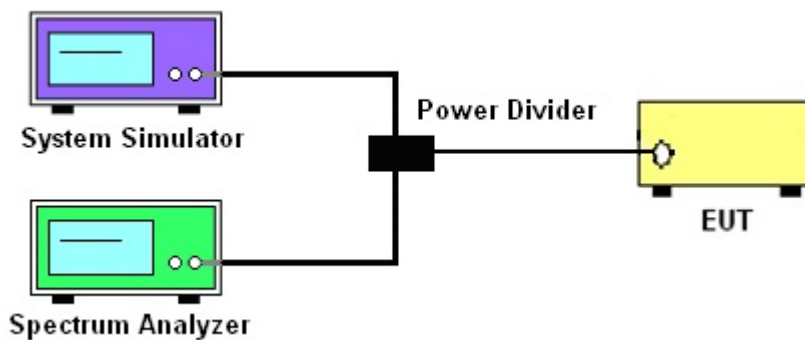
See list of measuring instruments of this test report.

3.1.1 Test Setup

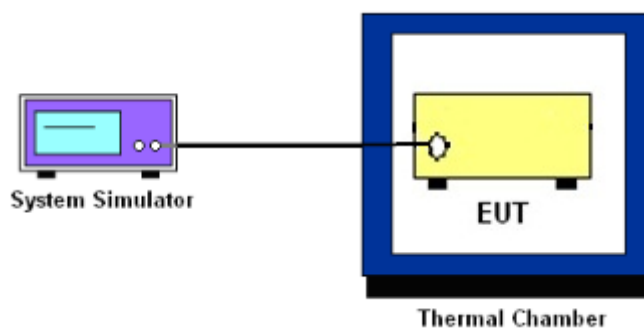
3.1.2 Conducted Output Power



3.1.3 Peak-to-Average Ratio, Occupied Bandwidth, Conducted Band-Edge and Conducted Spurious Emission



3.1.4 Frequency Stability



3.1.5 Test Result of Conducted Test

Please refer to Appendix A.



3.2 Conducted Output Power and ERP/EIRP

3.2.1 Description of the Conducted Output Power and ERP/EIRP

A system simulator was used to establish communication with the EUT. Its parameters were set to enforce EUT transmitting at the maximum power. The measured power in the radio frequency on the transmitter output terminals shall be reported.

The ERP of mobile transmitters must not exceed 7 Watts for GSM850 and WCDMA Band V

The EIRP of mobile transmitters must not exceed 2 Watts for GSM1900 and WCDMA Band II

The EIRP of mobile transmitters must not exceed 1 Watts for WCDMA Band IV

According to KDB 412172 D01 Power Approach,

$EIRP = P_T + G_T - L_C$, $ERP = EIRP - 2.15$, where

P_T = transmitter output power in dBm

G_T = gain of the transmitting antenna in dBi

L_C = signal attenuation in the connecting cable between the transmitter and antenna in dB

3.2.2 Test Procedures

1. The transmitter output port was connected to the system simulator.
2. Set EUT at maximum power through system simulator.
3. Select lowest, middle, and highest channels for each band and different modulation.
4. Measure the maximum burst average power for GSM and maximum average power for other modulation signal.



3.3 Peak-to-Average Ratio

3.3.1 Description of the PAR Measurement

The peak-to-average ratio (PAR) of the transmission may not exceed 13 dB.

3.3.2 Test Procedures

The testing follows ANSI C63.26-2015 Section 5.2.6

1. The EUT was connected to spectrum analyzer and system simulator via a power divider.
2. Set EUT to transmit at maximum output power.
3. When the duty cycle is less than 98%, then signal gating will be implemented on the spectrum analyzer by triggering from the system simulator.
4. Set the CCDF (Complementary Cumulative Distribution Function) option of the spectrum analyzer.
5. Record the maximum PAPR level associated with a probability of 0.1%.



3.4 99% Occupied Bandwidth and 26dB Bandwidth Measurement

3.4.1 Description of 99% Occupied Bandwidth and 26dB Bandwidth Measurement

The occupied bandwidth is the width of a frequency band such that, below the lower and above the upper frequency limits, the mean powers emitted are each equal to a specified percentage 0.5% of the total mean transmitted power.

The 26 dB emission bandwidth is defined as the frequency range between two points, one above and one below the carrier frequency, at which the spectral density of the emission is attenuated 26 dB below the maximum in-band spectral density of the modulated signal. Spectral density (power per unit bandwidth) is to be measured with a detector of resolution bandwidth equal to approximately 1.0% of the emission bandwidth.

3.4.2 Test Procedures

The testing follows ANSI C63.26-2015 Section 5.4.3 (26dB) and Section 5.4.4 (99OB)

1. The EUT was connected to spectrum analyzer and system simulator via a power divider.
2. The spectrum analyzer center frequency is set to the nominal EUT channel center frequency. The span range for the spectrum analyzer shall be between two and five times the anticipated OBW.
3. The nominal resolution bandwidth (RBW) shall be in the range of 1 to 5 % of the anticipated OBW, and the VBW shall be at least 3 times the RBW.
4. Set the detection mode to peak, and the trace mode to max hold.
5. Determine the reference value: Set the EUT to transmit a modulated signal. Allow the trace to stabilize. Set the spectrum analyzer marker to the highest level of the displayed trace.
(this is the reference value)
6. Determine the “-26 dB down amplitude” as equal to (Reference Value – X).
7. Place two markers, one at the lowest and the other at the highest frequency of the envelope of the spectral display such that each marker is at or slightly below the “-X dB down amplitude” determined in step 6. If a marker is below this “-X dB down amplitude” value it shall be placed as close as possible to this value. The OBW is the positive frequency difference between the two markers.
8. Use the 99 % power bandwidth function of the spectrum analyzer and report the measured bandwidth.



3.5 Conducted Band Edge

3.5.1 Description of Conducted Band Edge Measurement

The power of any emission outside of the authorized operating frequency ranges must be lower than the transmitter power (P) by a factor of at least $43 + 10 \log (P)$ dB.

3.5.2 Test Procedures

The testing follows FCC KDB 971168 D01 v03r01 Section 6.1.

1. The EUT was connected to the spectrum analyzer and system simulator via a power divider.
2. The RF output of EUT was connected to the spectrum analyzer by an RF cable and attenuator. The path loss was compensated to the results for each measurement.
3. The band edges of low and high channels for the highest RF powers were measured.
4. The RF fundamental frequency should be excluded against the limit line in the operating frequency band.
5. The limit line is derived from $43 + 10\log(P)$ dB below the transmitter power P(Watts)



3.6 Conducted Spurious Emission

3.6.1 Description of Conducted Spurious Emission Measurement

The power of any emission outside of the authorized operating frequency ranges must be lower than the transmitter power (P) by a factor of at least $43 + 10 \log (P)$ dB.

It is measured by means of a calibrated spectrum analyzer and scanned from 30 MHz up to a frequency including its 10th harmonic.

3.6.2 Test Procedures

The testing follows FCC KDB 971168 D01 v03r01 Section 6.1.

1. The EUT was connected to the spectrum analyzer and system simulator via a power divider.
2. The RF output of EUT was connected to the spectrum analyzer by an RF cable and attenuator. The path loss was compensated to the results for each measurement.
3. The middle channel for the highest RF power within the transmitting frequency was measured.
4. The conducted spurious emission for the whole frequency range was taken.
5. The RF fundamental frequency should be excluded against the limit line in the operating frequency band.
6. The limit line is derived from $43 + 10\log(P)$ dB below the transmitter power P(Watts)



3.7 Frequency Stability

3.7.1 Description of Frequency Stability Measurement

22.355

The frequency stability shall be measured by variation of ambient temperature and variation of primary supply voltage to ensure that the fundamental emission stays within the authorized frequency block. The frequency stability of the transmitter shall be maintained within $\pm 0.00025\%$ ($\pm 2.5\text{ppm}$) of the center frequency.

24.235 & 27.54

The frequency stability shall be sufficient to ensure that the fundamental emission stays within the authorized frequency block.

3.7.2 Test Procedures for Temperature Variation

The testing follows FCC KDB 971168 D01 v03r01 Section 9.0.

1. The EUT was set up in the thermal chamber and connected with the system simulator.
2. With power OFF, the temperature was decreased to -30°C and the EUT was stabilized before testing. Power was applied and the maximum change in frequency was recorded within one minute.
3. With power OFF, the temperature was raised in 10°C steps up to 50°C . The EUT was stabilized at each step for at least half an hour. Power was applied and the maximum frequency change was recorded within one minute.

3.7.3 Test Procedures for Voltage Variation

The testing follows FCC KDB 971168 D01 v03r01 Section 9.0.

1. The EUT was placed in a temperature chamber at $20\pm 5^{\circ}\text{C}$ and connected with the system simulator.
2. The power supply voltage to the EUT was varied from 85% to 115% of the nominal value measured at the input to the EUT.
3. The variation in frequency was measured for the worst case.

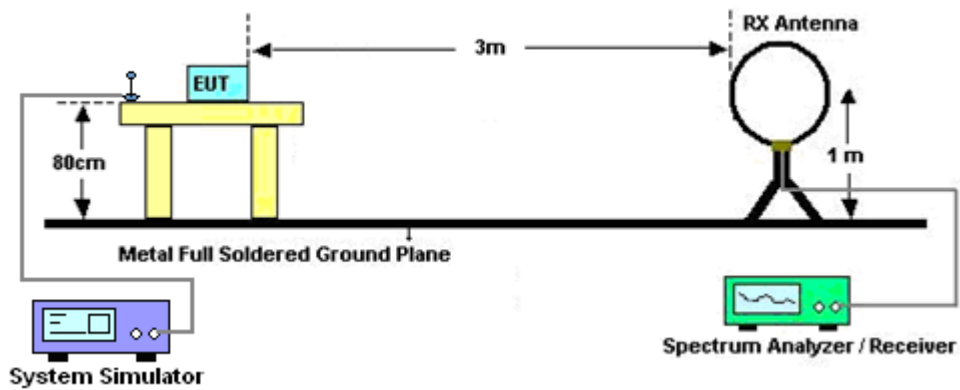
4 Radiated Test Items

4.1 Measuring Instruments

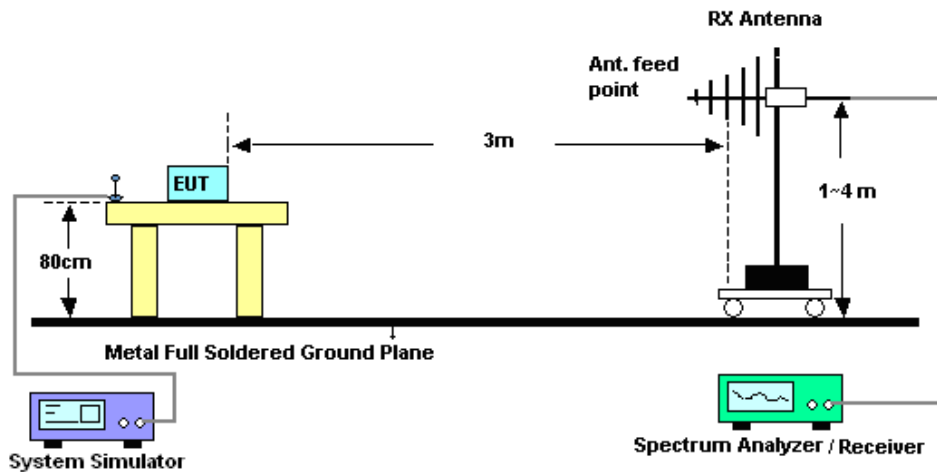
See list of measuring instruments of this test report.

4.2 Test Setup

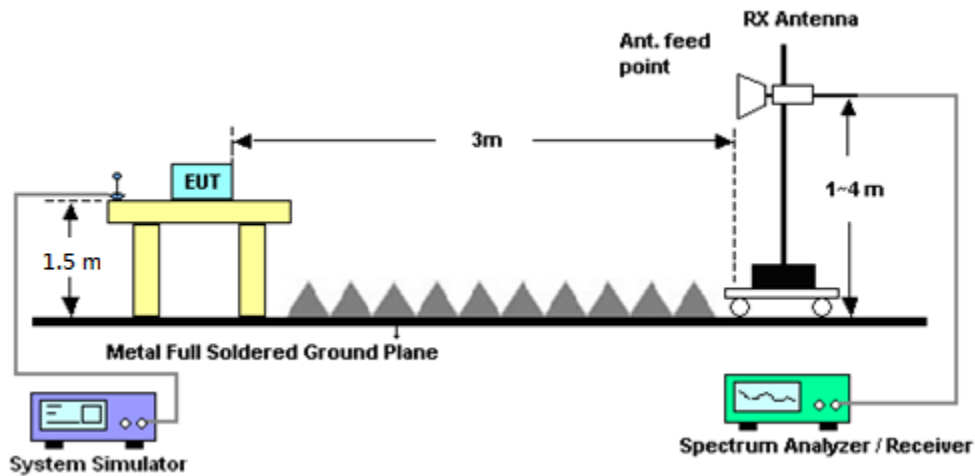
For radiated emissions below 30MHz



For radiated test from 30MHz to 1GHz



For radiated test above 1GHz



4.3 Test Result of Radiated Test

Please refer to Appendix B.

Note:

The low frequency, which started from 9 kHz to 30MHz, was pre-scanned and the result which was 20dB lower than the limit line was not reported.

There is a comparison data of both open-field test site and alternative test site - semi-Anechoic chamber according to 414788 D01 Radiated Test Site v01r01, and the result came out very similar.



4.4 Field Strength of Spurious Radiation Measurement

4.4.1 Description of Field Strength of Spurious Radiated Measurement

The power of any emission outside of the authorized operating frequency ranges must be attenuated below the transmitter power (P) by a factor of at least $43 + 10 \log (P)$ dB. The spectrum is scanned from 30 MHz up to a frequency including its 10th harmonic.

4.4.2 Test Procedures

The testing follows FCC KDB 971168 D01 v03r01 Section 7 and ANSI / TIA-603-E Section 2.2.12.

1. The EUT was placed on a rotatable wooden table 0.8 meters for frequency below 1GHz and 1.5 meter for frequency above 1GHz above the ground.
2. The EUT was set 3 meters from the receiving antenna, which was mounted on the antenna tower.
3. The table was rotated 360 degrees to determine the position of the highest spurious emission.
4. The height of the receiving antenna is varied between one meter and four meters to search for the maximum spurious emission for both horizontal and vertical polarizations.
5. Make the measurement with the spectrum analyzer's RBW = 1MHz, VBW = 3MHz, taking record of maximum spurious emission.
6. A horn antenna was substituted in place of the EUT and was driven by a signal generator.
7. Tune the output power of signal generator to the same emission level with EUT maximum spurious emission.
8. Taking the record of output power at antenna port.
9. Repeat step 7 to step 8 for another polarization.
10. $EIRP (dBm) = S.G. Power - Tx Cable Loss + Tx Antenna Gain$
11. $ERP (dBm) = EIRP - 2.15$
12. The RF fundamental frequency should be excluded against the limit line in the operating frequency band.
13. The limit line is derived from $43 + 10\log(P)$ dB below the transmitter power P(Watts)



5 List of Measuring Equipment

Instrument	Manufacturer	Model No.	Serial No.	Characteristics	Calibration Date	Test Date	Due Date	Remark
Hygrometer	Testo	608-H1	34893241	N/A	Mar. 26, 2020	Mar. 31, 2020	Mar. 25, 2021	Conducted (TH03-HY)
Spectrum Analyzer	Rohde & Schwarz	FSP30	101329	9kHz~30GHz	Sep. 04, 2019	Mar. 31, 2020	Sep. 03, 2020	Conducted (TH03-HY)
Temperature Chamber	ESPEC	SU-641	92013721	-30°C ~70°C	Nov. 26, 2019	Mar. 31, 2020	Nov. 25, 2020	Conducted (TH03-HY)
Programmable Power Supply	GW Instek	PSS-2005	EL890001	1V~20V 0.5A~4A	Oct. 09, 2019	Mar. 31, 2020	Oct. 08, 2020	Conducted (TH03-HY)
Base Station (Measure)	Rohde & Schwarz	CMU200	117995	GSM / GPRS / WCDMA / CDMA	Aug. 23, 2019	Mar. 31, 2020	Aug. 22, 2020	Conducted (TH03-HY)
Power Divider	Warison	WCOU-0.4-26.5S-20	#A	N/A	Nov. 06, 2019	Mar. 31, 2020	Nov. 05, 2020	Conducted (TH03-HY)
Preamplifier	EMEC	EM18G40G	060715	18GHz ~ 40GHz	Dec. 13, 2019	Apr. 03, 2020~ May 06, 2020	Dec. 12, 2020	Radiation (03CH11-HY)
Amplifier	SONOMA	310N	187312	9kHz~1GHz	Dec. 13, 2019	Apr. 03, 2020~ May 06, 2020	Dec. 02, 2020	Radiation (03CH11-HY)
SHF-EHF Horn Antenna	SCHWARZBECK	BBHA 9170	BBHA917058 4	18GHz- 40GHz	Dec. 10, 2019	Apr. 03, 2020~ May 06, 2020	Dec. 09, 2020	Radiation (03CH11-HY)
Bilog Antenna	TESEQ	CBL 6111D & N-6-06	35414 & AT-N0602	30MHz~1GHz	Oct. 12, 2019	Apr. 03, 2020~ May 06, 2020	Oct. 11, 2020	Radiation (03CH11-HY)
Horn Antenna	SCHWARZBECK	BBHA 9120 D	9120D-1326	1GHz ~ 18GHz	Nov. 04, 2019	Apr. 03, 2020~ May 06, 2020	Nov. 03, 2020	Radiation (03CH11-HY)
Loop Antenna	Rohde & Schwarz	HFH2-Z2	100488	9 kHz~30 MHz	Jan. 09, 2020	Apr. 03, 2020~ May 06, 2020	Jan. 08, 2021	Radiation (03CH11-HY)
Preamplifier	Keysight	83017A	MY53270080	1GHz~26.5GHz	Nov. 13, 2019	Apr. 03, 2020~ May 06, 2020	Nov. 12, 2020	Radiation (03CH11-HY)
Spectrum Analyzer	Keysight	N9010A	MY54200486	10Hz~44GHz	Oct. 28, 2019	Apr. 03, 2020~ May 06, 2020	Oct. 27, 2020	Radiation (03CH11-HY)
Filter	Wainwright	WHKX12-1080 -1200-15000-6 0SS	SN2	1.2GHz High Pass Filter	Sep. 15, 2019	Apr. 03, 2020~ May 06, 2020	Sep. 14, 2020	Radiation (03CH11-HY)
Filter	Wainwright	WHKX12-2700 -3000-18000-6 0SS	SN3	3GHz High Pass Filter	Sep. 15, 2019	Apr. 03, 2020~ May 06, 2020	Sep. 14, 2020	Radiation (03CH11-HY)
Controller	EMEC	EM 1000	N/A	Control Turn table & Ant Mast	N/A	Apr. 03, 2020~ May 06, 2020	N/A	Radiation (03CH11-HY)
Antenna Mast	EMEC	AM-BS-4500-B	N/A	1~4m	N/A	Apr. 03, 2020~ May 06, 2020	N/A	Radiation (03CH11-HY)
Turn Table	EMEC	TT 2000	N/A	0~360 Degree	N/A	Apr. 03, 2020~ May 06, 2020	N/A	Radiation (03CH11-HY)
EMI Test Receiver	Keysight	N9038A(MXE)	MY54130085	20MHz~8.4GHz	Nov. 01, 2019	Apr. 03, 2020~ May 06, 2020	Oct. 31, 2020	Radiation (03CH11-HY)



Instrument	Manufacturer	Model No.	Serial No.	Characteristics	Calibration Date	Test Date	Due Date	Remark
Software	Audix	E3 6.2009-8-24	RK-001053	N/A	N/A	Apr. 03, 2020~ May 06, 2020	N/A	Radiation (03CH11-HY)
Hygrometer	TECPEL	DTN-303B	TP140325	N/A	Nov. 07, 2019	Apr. 03, 2020~ May 06, 2020	Nov. 06, 2020	Radiation (03CH11-HY)
Hygrometer	TECPEL	DTN-303B	TP161237	N/A	Oct. 25, 2019	Apr. 03, 2020~ May 06, 2020	Oct. 24, 2020	Radiation (03CH11-HY)
RF Cable	HUBER + SUHNER	SUCOFLEX 104	MY9837/4PE	9kHz-30MHz	Mar. 12, 2020	Apr. 03, 2020~ May 06, 2020	Mar. 11, 2021	Radiation (03CH11-HY)
RF Cable	HUBER + SUHNER	SUCOFLEX 102	MY2859/2	30MHz-40GHz	Mar. 12, 2020	Apr. 03, 2020~ May 06, 2020	Mar. 11, 2021	Radiation (03CH11-HY)
RF Cable	HUBER + SUHNER	SUCOFLEX 104	MY9837/4PE	30M-18G	Mar. 12, 2020	Apr. 03, 2020~ May 06, 2020	Mar. 11, 2021	Radiation (03CH11-HY)
RF Cable	HUBER + SUHNER	SUCOFLEX 102	MY4274/2	30MHz-40GHz	Mar. 12, 2020	Apr. 03, 2020~ May 06, 2020	Mar. 11, 2021	Radiation (03CH11-HY)
Signal Generator	Rohde & Schwarz	SMF100A	101107	100kHz~40GHz	Aug. 27, 2019	Apr. 03, 2020~ May 06, 2020	Aug. 26, 2020	Radiation (03CH11-HY)



6 Uncertainty of Evaluation

Uncertainty of Radiated Emission Measurement (30 MHz ~ 1000 MHz)

Measuring Uncertainty for a Level of Confidence of 95% ($U = 2Uc(y)$)	3.09
---	------

Uncertainty of Radiated Emission Measurement (1 GHz ~ 18 GHz)

Measuring Uncertainty for a Level of Confidence of 95% ($U = 2Uc(y)$)	3.44
---	------

Uncertainty of Radiated Emission Measurement (18 GHz ~ 40 GHz)

Measuring Uncertainty for a Level of Confidence of 95% ($U = 2Uc(y)$)	3.95
---	------



Appendix A. Test Results of Conducted Test

Conducted Output Power(Average power)

Conducted Power (*Unit: dBm)						
Band	GSM850			GSM1900		
Channel	128	189	251	512	661	810
Frequency	824.2	836.4	848.8	1850.2	1880	1909.8
GSM	33.16	33.26	33.34	31.27	31.29	31.18
GPRS class 8	33.82	33.99	33.92	31.49	31.43	30.84
GPRS class 10	30.52	30.81	30.98	27.90	28.50	26.53
GPRS class 11	28.77	28.53	28.63	26.48	26.46	25.00
GPRS class 12	27.25	27.71	27.62	25.10	25.09	24.00
EGPRS class 8	27.11	26.77	26.90	27.36	27.22	27.49
EGPRS class 10	24.44	24.11	24.20	22.54	24.27	22.94
EGPRS class 11	22.98	22.60	22.79	20.53	22.06	20.88
EGPRS class 12	21.63	21.22	21.43	19.56	20.41	19.61

Conducted Power (*Unit: dBm)						
Band	WCDMA Band V			WCDMA Band II		
Channel	4132	4182	4233	9262	9400	9538
Frequency	826.4	836.4	846.6	1852.4	1880	1907.6
RMC 12.2K	25.30	25.27	25.01	23.98	23.78	23.70
HSDPA Subtest-1	25.28	25.28	25.05	23.95	23.80	23.71
HSDPA Subtest-2	24.32	24.29	24.08	22.95	22.81	22.73
HSDPA Subtest-3	24.30	24.14	24.06	22.99	22.84	22.81
HSDPA Subtest-4	23.98	23.96	23.72	22.47	22.35	22.30
HSUPA Subtest-1	23.70	23.73	23.50	22.46	22.23	22.22
HSUPA Subtest-2	24.48	24.45	24.21	22.98	22.86	22.79
HSUPA Subtest-3	22.46	22.50	22.15	21.00	20.84	20.78
HSUPA Subtest-4	23.48	23.46	23.26	22.00	21.79	21.80
HSUPA Subtest-5	22.48	22.42	22.27	21.00	20.83	20.78

Conducted Power (*Unit: dBm)			
Band	WCDMA Band IV		
Channel	1312	1413	1513
Frequency	1712.4	1732.6	1752.6
RMC 12.2K	24.49	24.25	24.38
HSDPA Subtest-1	24.46	24.30	24.41
HSDPA Subtest-2	23.50	23.30	23.47
HSDPA Subtest-3	23.49	23.25	23.49
HSDPA Subtest-4	22.89	22.77	22.93
HSUPA Subtest-1	22.88	22.69	22.91
HSUPA Subtest-2	23.48	23.28	23.44
HSUPA Subtest-3	21.46	21.37	21.45
HSUPA Subtest-4	22.43	22.32	22.46
HSUPA Subtest-5	21.50	21.29	21.46



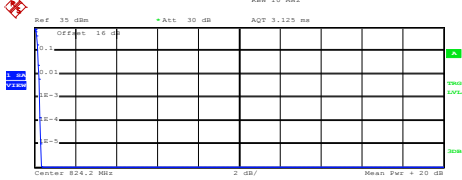
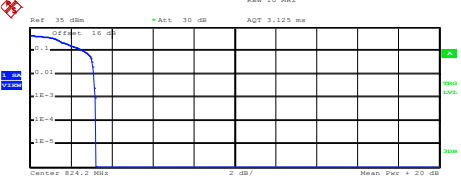
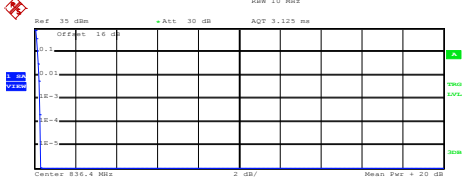
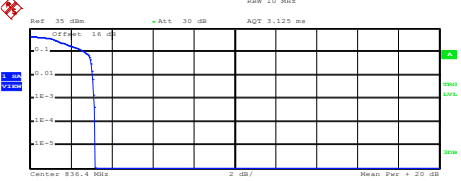
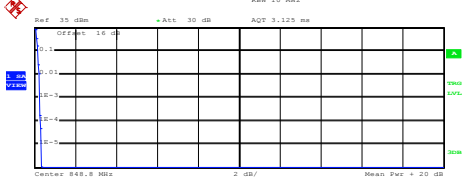
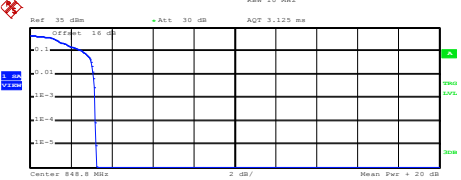
A2. GSM

Peak-to-Average Ratio

Mode	GSM850		Limit: 13dB
Mod.	GPRS class 8	EDGE class 8	Result
Lowest CH	0.28	3.20	PASS
Middle CH	0.28	3.12	
Highest CH	0.28	3.20	

Mode	GSM1900		Limit: 13dB
Mod.	GPRS class 8	EDGE class 8	Result
Lowest CH	0.36	3.20	PASS
Middle CH	0.40	3.40	
Highest CH	0.44	3.32	



GSM850 (GPRS class 8)	GSM850 (EDGE class 8)																
<p align="center">Lowest Channel</p>  <p>Complementary Cumulative Distribution Function (100000 samples) Trace 1 Mean 32.15 dBm Peak 32.47 dBm Crest 0.32 dB</p> <table border="1"> <tr><td>10 %</td><td>0.20 dB</td></tr> <tr><td>1 %</td><td>0.24 dB</td></tr> <tr><td>.1 %</td><td>0.28 dB</td></tr> <tr><td>.01 %</td><td>0.28 dB</td></tr> </table> <p>Date: 31.MAR.2020 14:57:44</p>	10 %	0.20 dB	1 %	0.24 dB	.1 %	0.28 dB	.01 %	0.28 dB	<p align="center">Lowest Channel</p>  <p>Complementary Cumulative Distribution Function (100000 samples) Trace 1 Mean 26.37 dBm Peak 29.58 dBm Crest 3.22 dB</p> <table border="1"> <tr><td>10 %</td><td>2.64 dB</td></tr> <tr><td>1 %</td><td>3.12 dB</td></tr> <tr><td>.1 %</td><td>3.20 dB</td></tr> <tr><td>.01 %</td><td>3.24 dB</td></tr> </table> <p>Date: 31.MAR.2020 15:07:49</p>	10 %	2.64 dB	1 %	3.12 dB	.1 %	3.20 dB	.01 %	3.24 dB
10 %	0.20 dB																
1 %	0.24 dB																
.1 %	0.28 dB																
.01 %	0.28 dB																
10 %	2.64 dB																
1 %	3.12 dB																
.1 %	3.20 dB																
.01 %	3.24 dB																
<p align="center">Middle Channel</p>  <p>Complementary Cumulative Distribution Function (100000 samples) Trace 1 Mean 32.34 dBm Peak 32.62 dBm Crest 0.28 dB</p> <table border="1"> <tr><td>10 %</td><td>0.16 dB</td></tr> <tr><td>1 %</td><td>0.24 dB</td></tr> <tr><td>.1 %</td><td>0.28 dB</td></tr> <tr><td>.01 %</td><td>0.32 dB</td></tr> </table> <p>Date: 31.MAR.2020 14:57:56</p>	10 %	0.16 dB	1 %	0.24 dB	.1 %	0.28 dB	.01 %	0.32 dB	<p align="center">Middle Channel</p>  <p>Complementary Cumulative Distribution Function (100000 samples) Trace 1 Mean 26.34 dBm Peak 29.51 dBm Crest 3.17 dB</p> <table border="1"> <tr><td>10 %</td><td>2.68 dB</td></tr> <tr><td>1 %</td><td>3.08 dB</td></tr> <tr><td>.1 %</td><td>3.12 dB</td></tr> <tr><td>.01 %</td><td>3.20 dB</td></tr> </table> <p>Date: 31.MAR.2020 15:08:02</p>	10 %	2.68 dB	1 %	3.08 dB	.1 %	3.12 dB	.01 %	3.20 dB
10 %	0.16 dB																
1 %	0.24 dB																
.1 %	0.28 dB																
.01 %	0.32 dB																
10 %	2.68 dB																
1 %	3.08 dB																
.1 %	3.12 dB																
.01 %	3.20 dB																
<p align="center">Highest Channel</p>  <p>Complementary Cumulative Distribution Function (100000 samples) Trace 1 Mean 32.63 dBm Peak 32.97 dBm Crest 0.34 dB</p> <table border="1"> <tr><td>10 %</td><td>0.20 dB</td></tr> <tr><td>1 %</td><td>0.24 dB</td></tr> <tr><td>.1 %</td><td>0.28 dB</td></tr> <tr><td>.01 %</td><td>0.32 dB</td></tr> </table> <p>Date: 31.MAR.2020 14:58:07</p>	10 %	0.20 dB	1 %	0.24 dB	.1 %	0.28 dB	.01 %	0.32 dB	<p align="center">Highest Channel</p>  <p>Complementary Cumulative Distribution Function (100000 samples) Trace 1 Mean 26.32 dBm Peak 29.58 dBm Crest 3.27 dB</p> <table border="1"> <tr><td>10 %</td><td>2.56 dB</td></tr> <tr><td>1 %</td><td>3.12 dB</td></tr> <tr><td>.1 %</td><td>3.20 dB</td></tr> <tr><td>.01 %</td><td>3.20 dB</td></tr> </table> <p>Date: 31.MAR.2020 15:08:15</p>	10 %	2.56 dB	1 %	3.12 dB	.1 %	3.20 dB	.01 %	3.20 dB
10 %	0.20 dB																
1 %	0.24 dB																
.1 %	0.28 dB																
.01 %	0.32 dB																
10 %	2.56 dB																
1 %	3.12 dB																
.1 %	3.20 dB																
.01 %	3.20 dB																



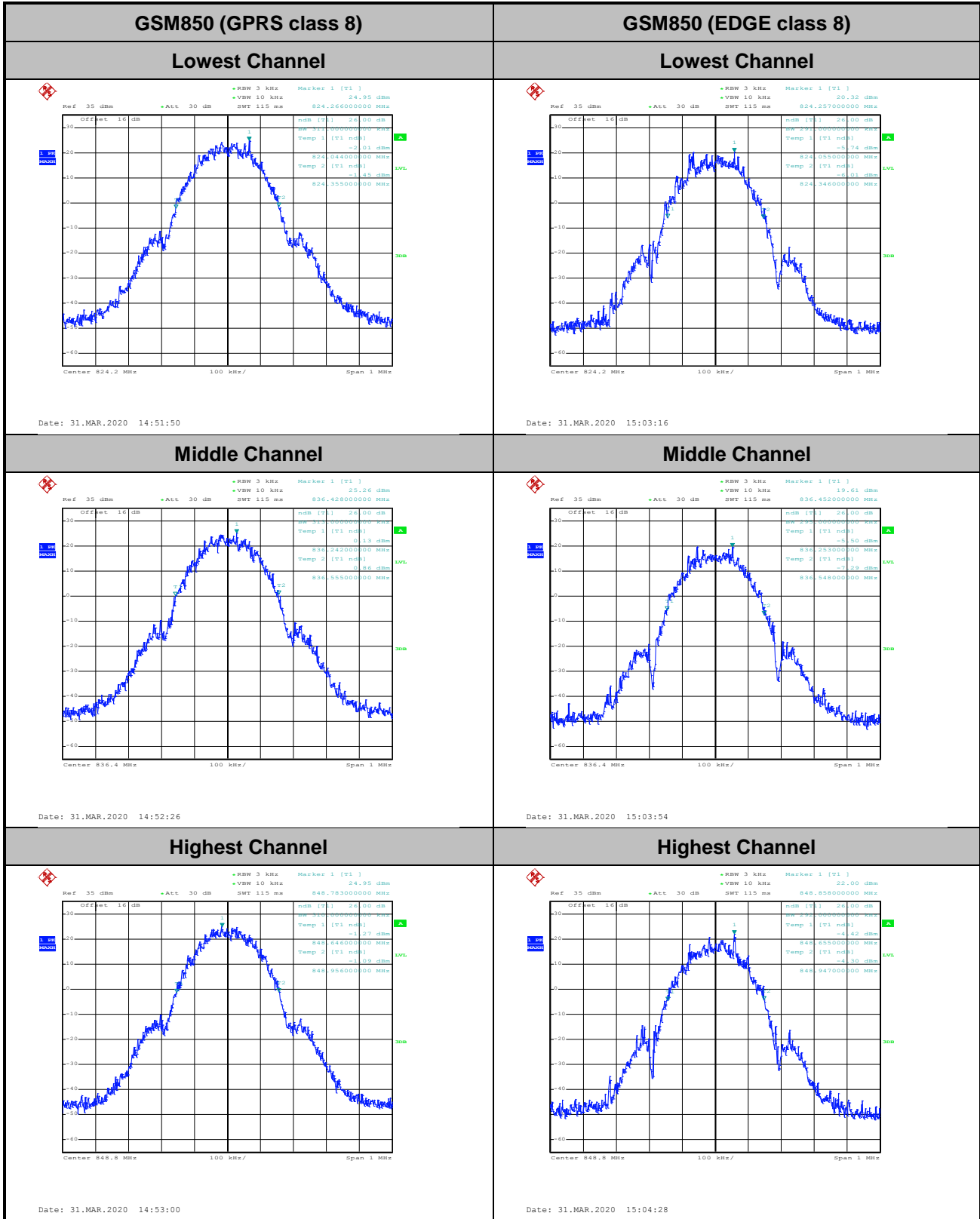
GSM1900 (GPRS class 8)	GSM1900 (EDGE class 8)																												
<p align="center">Lowest Channel</p> <p>Ref: 35 dBm Att: 30 dB AQT: 3.125 ms</p> <p>Center: 1.8502 GHz 2 dB/ Mean Pwr: +20 dB</p> <p>Complementary Cumulative Distribution Function (100000 samples)</p> <p>Trace 1</p> <table border="1"> <tr><td>Mean</td><td>28.76 dBm</td></tr> <tr><td>Peak</td><td>29.16 dBm</td></tr> <tr><td>Crest</td><td>0.39 dB</td></tr> </table> <table border="1"> <tr><td>10 %</td><td>0.24 dB</td></tr> <tr><td>1 %</td><td>0.32 dB</td></tr> <tr><td>.1 %</td><td>0.36 dB</td></tr> <tr><td>.01 %</td><td>0.36 dB</td></tr> </table> <p>Date: 31.MAR.2020 15:34:58</p>	Mean	28.76 dBm	Peak	29.16 dBm	Crest	0.39 dB	10 %	0.24 dB	1 %	0.32 dB	.1 %	0.36 dB	.01 %	0.36 dB	<p align="center">Lowest Channel</p> <p>Ref: 35 dBm Att: 30 dB AQT: 3.125 ms</p> <p>Center: 1.8502 GHz 2 dB/ Mean Pwr: +20 dB</p> <p>Complementary Cumulative Distribution Function (100000 samples)</p> <p>Trace 1</p> <table border="1"> <tr><td>Mean</td><td>24.52 dBm</td></tr> <tr><td>Peak</td><td>27.82 dBm</td></tr> <tr><td>Crest</td><td>3.30 dB</td></tr> </table> <table border="1"> <tr><td>10 %</td><td>2.60 dB</td></tr> <tr><td>1 %</td><td>3.08 dB</td></tr> <tr><td>.1 %</td><td>3.20 dB</td></tr> <tr><td>.01 %</td><td>3.24 dB</td></tr> </table> <p>Date: 31.MAR.2020 15:54:04</p>	Mean	24.52 dBm	Peak	27.82 dBm	Crest	3.30 dB	10 %	2.60 dB	1 %	3.08 dB	.1 %	3.20 dB	.01 %	3.24 dB
Mean	28.76 dBm																												
Peak	29.16 dBm																												
Crest	0.39 dB																												
10 %	0.24 dB																												
1 %	0.32 dB																												
.1 %	0.36 dB																												
.01 %	0.36 dB																												
Mean	24.52 dBm																												
Peak	27.82 dBm																												
Crest	3.30 dB																												
10 %	2.60 dB																												
1 %	3.08 dB																												
.1 %	3.20 dB																												
.01 %	3.24 dB																												
<p align="center">Middle Channel</p> <p>Ref: 35 dBm Att: 30 dB AQT: 3.125 ms</p> <p>Center: 1.88 GHz 2 dB/ Mean Pwr: +20 dB</p> <p>Complementary Cumulative Distribution Function (100000 samples)</p> <p>Trace 1</p> <table border="1"> <tr><td>Mean</td><td>28.26 dBm</td></tr> <tr><td>Peak</td><td>28.74 dBm</td></tr> <tr><td>Crest</td><td>0.47 dB</td></tr> </table> <table border="1"> <tr><td>10 %</td><td>0.24 dB</td></tr> <tr><td>1 %</td><td>0.36 dB</td></tr> <tr><td>.1 %</td><td>0.40 dB</td></tr> <tr><td>.01 %</td><td>0.44 dB</td></tr> </table> <p>Date: 31.MAR.2020 15:35:14</p>	Mean	28.26 dBm	Peak	28.74 dBm	Crest	0.47 dB	10 %	0.24 dB	1 %	0.36 dB	.1 %	0.40 dB	.01 %	0.44 dB	<p align="center">Middle Channel</p> <p>Ref: 35 dBm Att: 30 dB AQT: 3.125 ms</p> <p>Center: 1.88 GHz 2 dB/ Mean Pwr: +20 dB</p> <p>Complementary Cumulative Distribution Function (100000 samples)</p> <p>Trace 1</p> <table border="1"> <tr><td>Mean</td><td>24.63 dBm</td></tr> <tr><td>Peak</td><td>28.10 dBm</td></tr> <tr><td>Crest</td><td>3.47 dB</td></tr> </table> <table border="1"> <tr><td>10 %</td><td>2.68 dB</td></tr> <tr><td>1 %</td><td>3.28 dB</td></tr> <tr><td>.1 %</td><td>3.40 dB</td></tr> <tr><td>.01 %</td><td>3.44 dB</td></tr> </table> <p>Date: 31.MAR.2020 15:54:17</p>	Mean	24.63 dBm	Peak	28.10 dBm	Crest	3.47 dB	10 %	2.68 dB	1 %	3.28 dB	.1 %	3.40 dB	.01 %	3.44 dB
Mean	28.26 dBm																												
Peak	28.74 dBm																												
Crest	0.47 dB																												
10 %	0.24 dB																												
1 %	0.36 dB																												
.1 %	0.40 dB																												
.01 %	0.44 dB																												
Mean	24.63 dBm																												
Peak	28.10 dBm																												
Crest	3.47 dB																												
10 %	2.68 dB																												
1 %	3.28 dB																												
.1 %	3.40 dB																												
.01 %	3.44 dB																												
<p align="center">Highest Channel</p> <p>Ref: 35 dBm Att: 30 dB AQT: 3.125 ms</p> <p>Center: 1.9098 GHz 2 dB/ Mean Pwr: +20 dB</p> <p>Complementary Cumulative Distribution Function (100000 samples)</p> <p>Trace 1</p> <table border="1"> <tr><td>Mean</td><td>27.44 dBm</td></tr> <tr><td>Peak</td><td>27.89 dBm</td></tr> <tr><td>Crest</td><td>0.45 dB</td></tr> </table> <table border="1"> <tr><td>10 %</td><td>0.28 dB</td></tr> <tr><td>1 %</td><td>0.40 dB</td></tr> <tr><td>.1 %</td><td>0.44 dB</td></tr> <tr><td>.01 %</td><td>0.48 dB</td></tr> </table> <p>Date: 31.MAR.2020 15:35:26</p>	Mean	27.44 dBm	Peak	27.89 dBm	Crest	0.45 dB	10 %	0.28 dB	1 %	0.40 dB	.1 %	0.44 dB	.01 %	0.48 dB	<p align="center">Highest Channel</p> <p>Ref: 35 dBm Att: 30 dB AQT: 3.125 ms</p> <p>Center: 1.9098 GHz 2 dB/ Mean Pwr: +20 dB</p> <p>Complementary Cumulative Distribution Function (100000 samples)</p> <p>Trace 1</p> <table border="1"> <tr><td>Mean</td><td>24.88 dBm</td></tr> <tr><td>Peak</td><td>28.31 dBm</td></tr> <tr><td>Crest</td><td>3.43 dB</td></tr> </table> <table border="1"> <tr><td>10 %</td><td>2.60 dB</td></tr> <tr><td>1 %</td><td>3.16 dB</td></tr> <tr><td>.1 %</td><td>3.32 dB</td></tr> <tr><td>.01 %</td><td>3.40 dB</td></tr> </table> <p>Date: 31.MAR.2020 15:54:30</p>	Mean	24.88 dBm	Peak	28.31 dBm	Crest	3.43 dB	10 %	2.60 dB	1 %	3.16 dB	.1 %	3.32 dB	.01 %	3.40 dB
Mean	27.44 dBm																												
Peak	27.89 dBm																												
Crest	0.45 dB																												
10 %	0.28 dB																												
1 %	0.40 dB																												
.1 %	0.44 dB																												
.01 %	0.48 dB																												
Mean	24.88 dBm																												
Peak	28.31 dBm																												
Crest	3.43 dB																												
10 %	2.60 dB																												
1 %	3.16 dB																												
.1 %	3.32 dB																												
.01 %	3.40 dB																												

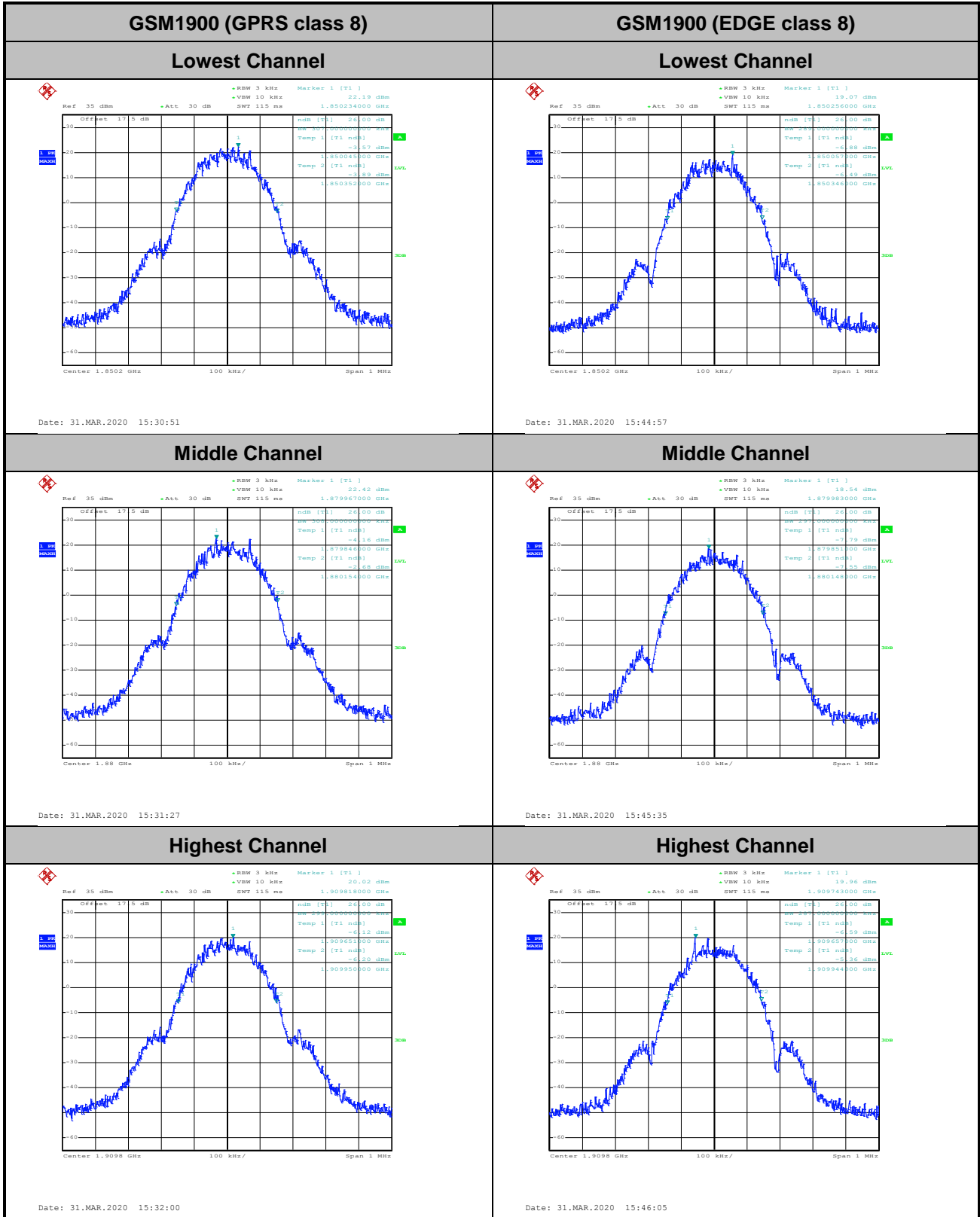


26dB Bandwidth

Mode	GSM850	
Mod.	GPRS class 8	EDGE class 8
Lowest CH	0.311	0.291
Middle CH	0.313	0.295
Highest CH	0.310	0.292

Mode	GSM1900	
Mod.	GPRS class 8	EDGE class 8
Lowest CH	0.307	0.289
Middle CH	0.308	0.297
Highest CH	0.299	0.287



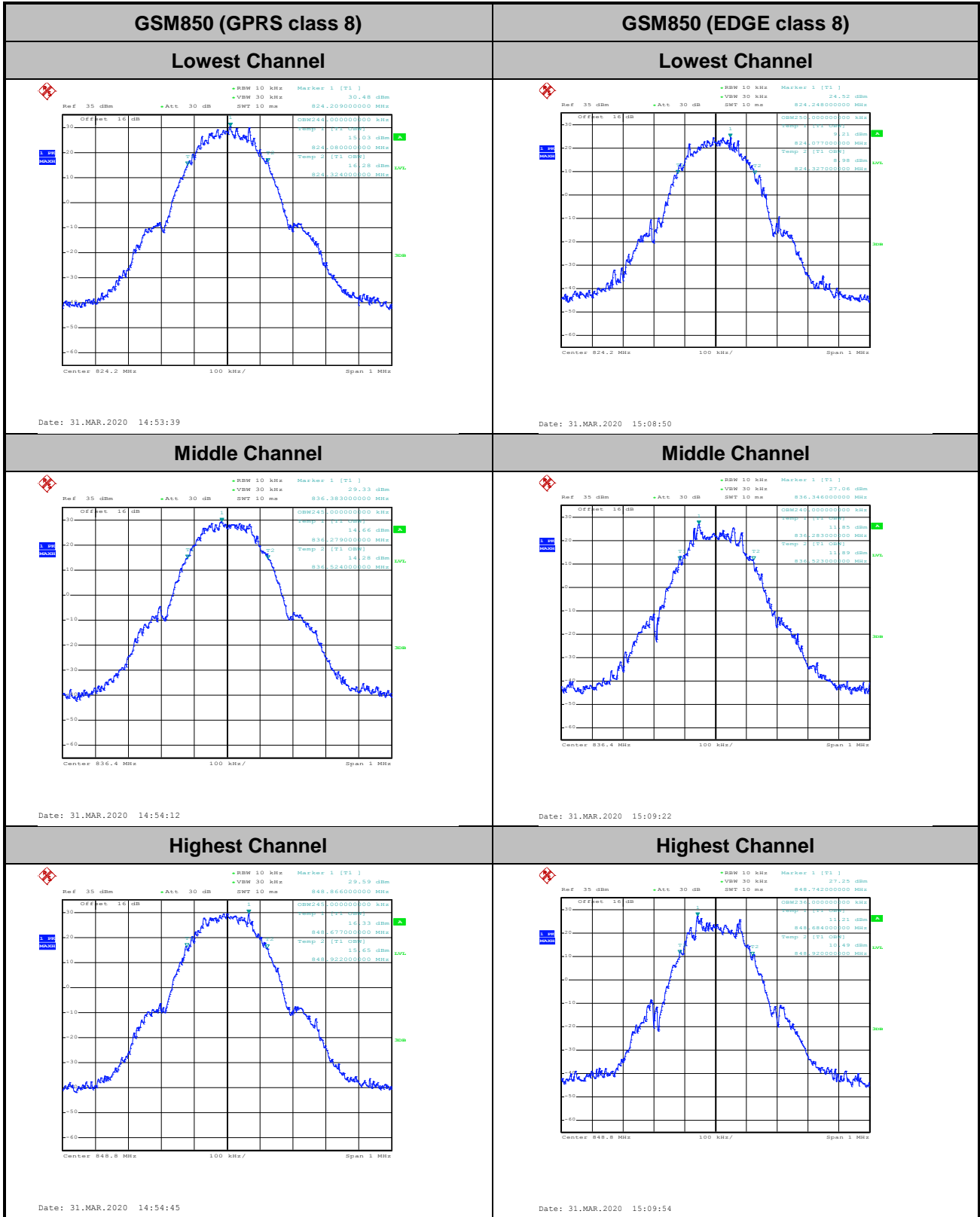


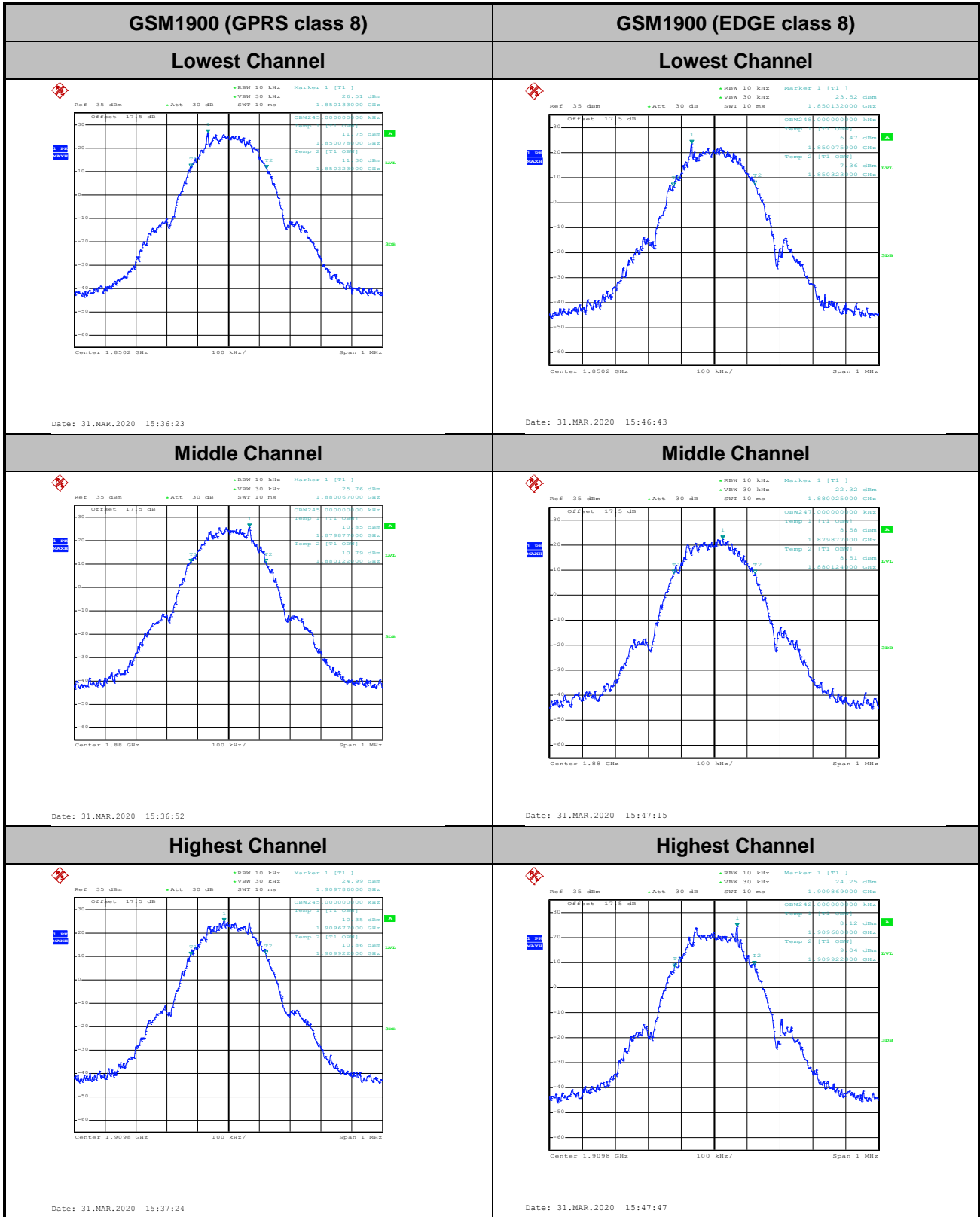


Occupied Bandwidth

Mode	GSM850	
Mod.	GPRS class 8	EDGE class 8
Lowest CH	0.244	0.250
Middle CH	0.245	0.240
Highest CH	0.245	0.236

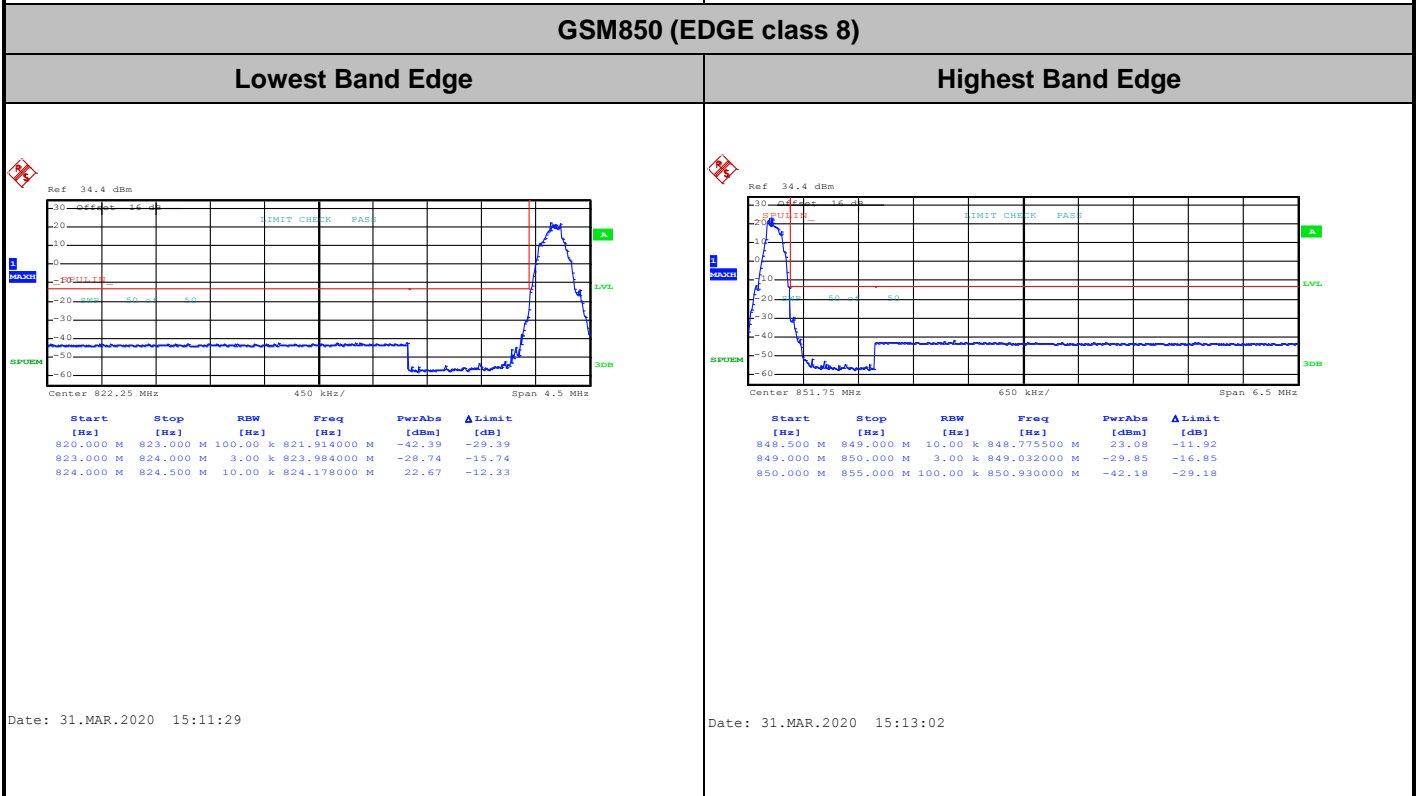
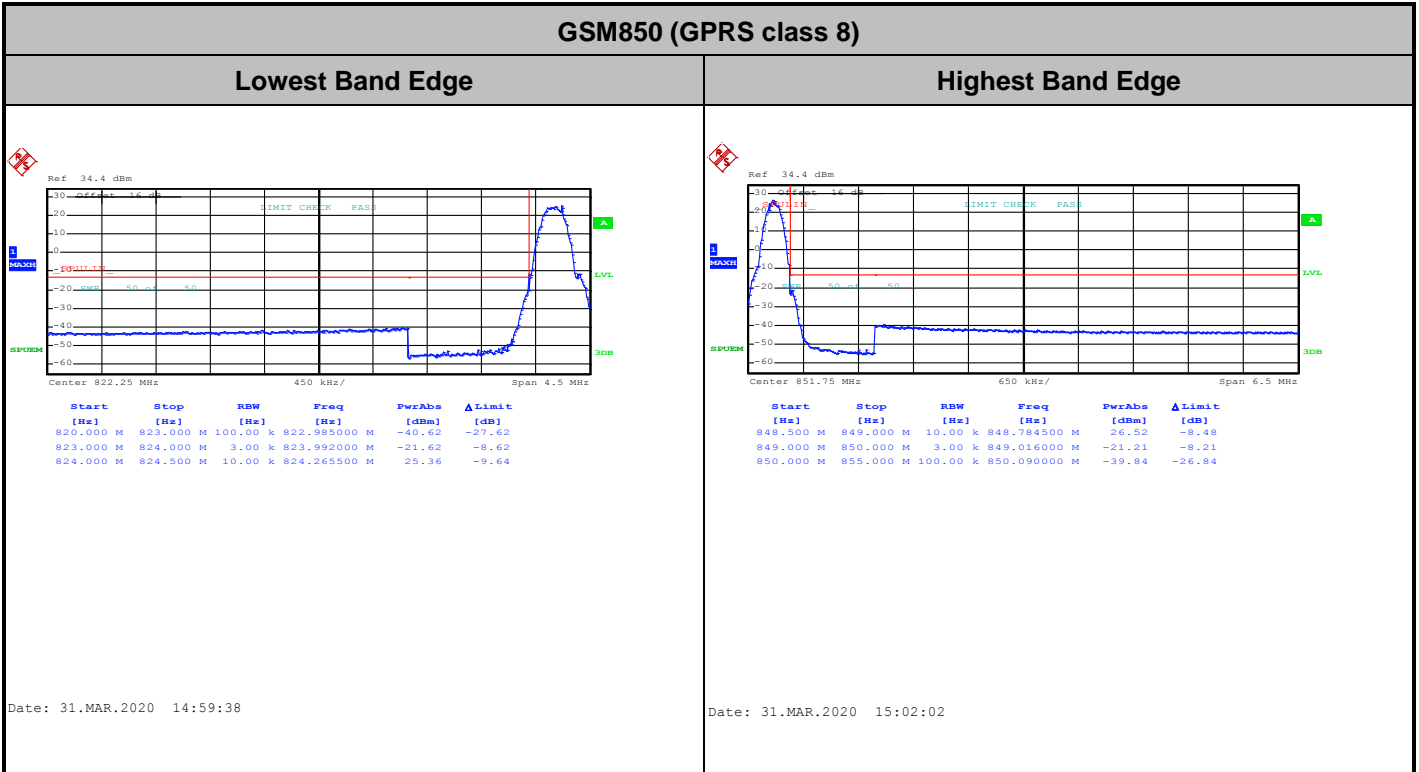
Mode	GSM1900	
Mod.	GPRS class 8	EDGE class 8
Lowest CH	0.245	0.248
Middle CH	0.245	0.247
Highest CH	0.245	0.242







Conducted Band Edge

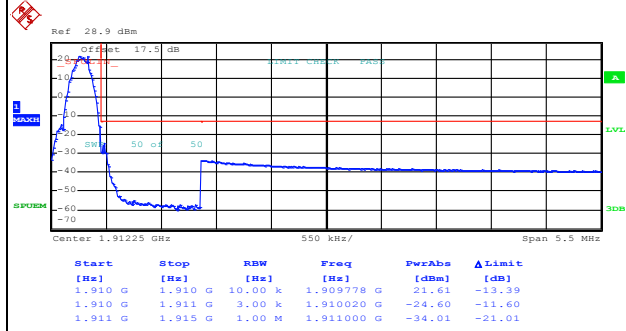
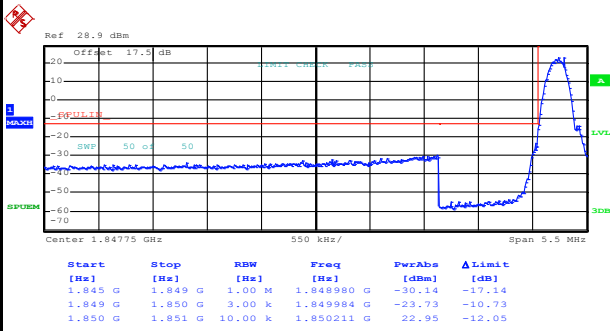




GSM1900 (GPRS class 8)

Lowest Band Edge

Highest Band Edge



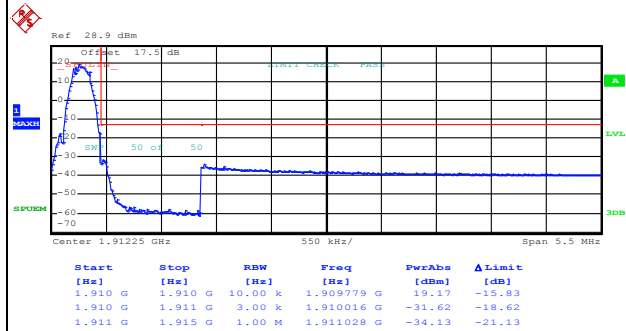
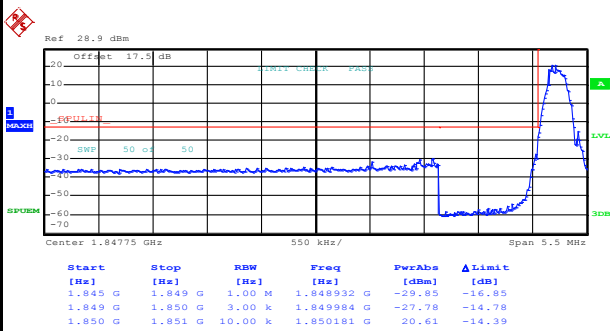
Date: 31.MAR.2020 15:39:01

Date: 31.MAR.2020 15:40:34

GSM1900 (EDGE class 8)

Lowest Band Edge

Highest Band Edge

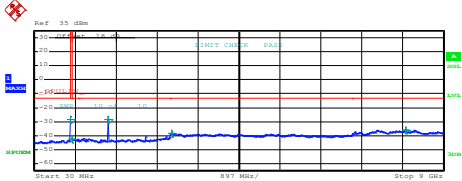
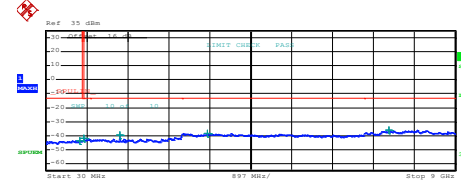
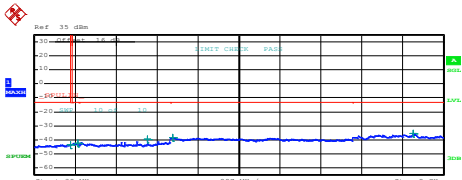
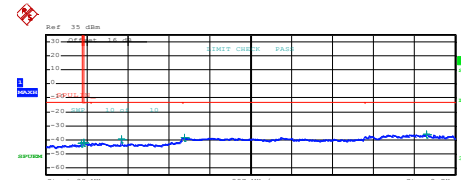
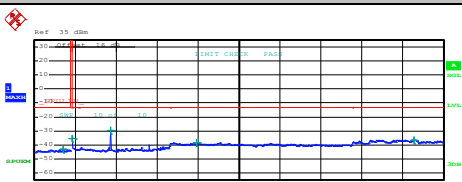
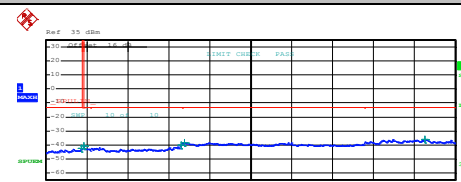


Date: 31.MAR.2020 15:49:20

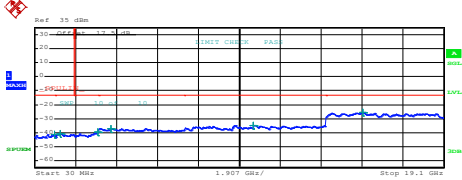
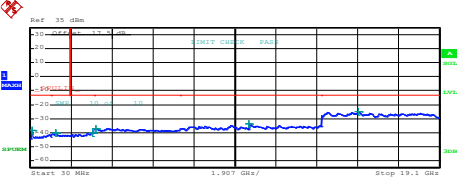
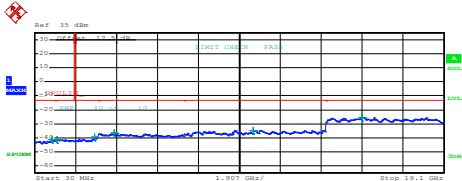
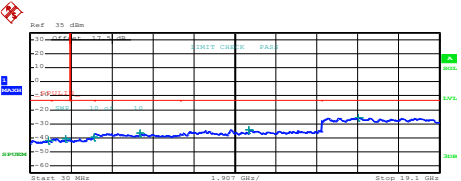
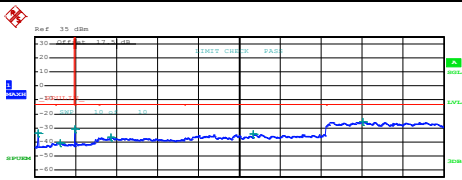
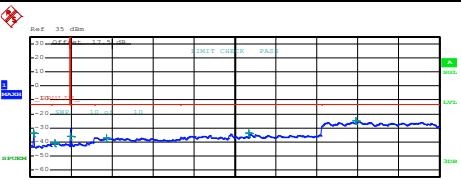
Date: 31.MAR.2020 15:50:52



Conducted Spurious Emission

GSM850 (GPRS class 8)	GSM850 (EDGE class 8)																																																																								
Lowest Channel	Lowest Channel																																																																								
 <table border="1" data-bbox="207 660 670 739"> <thead> <tr> <th>Start [Hz]</th> <th>Stop [Hz]</th> <th>RBW [Hz]</th> <th>Freq [Hz]</th> <th>PwrAbs [dBm]</th> <th>ΔLimit [dB]</th> </tr> </thead> <tbody> <tr> <td>35,000 M</td> <td>825,000 M</td> <td>1,00 M</td> <td>819,802500 M</td> <td>-28.35</td> <td>-23.35</td> </tr> <tr> <td>855,000 M</td> <td>1,000 G</td> <td>1,00 M</td> <td>857,573750 M</td> <td>-42.20</td> <td>-29.20</td> </tr> <tr> <td>1,000 G</td> <td>3,000 G</td> <td>1,00 M</td> <td>1,648500 G</td> <td>-28.59</td> <td>-23.59</td> </tr> <tr> <td>3,000 G</td> <td>7,000 G</td> <td>1,00 M</td> <td>3,503800 G</td> <td>-38.35</td> <td>-25.35</td> </tr> <tr> <td>7,000 G</td> <td>9,000 G</td> <td>1,00 M</td> <td>8,172000 G</td> <td>-35.89</td> <td>-22.89</td> </tr> </tbody> </table> <p>Date: 31.MAR.2020 14:55:39</p>	Start [Hz]	Stop [Hz]	RBW [Hz]	Freq [Hz]	PwrAbs [dBm]	ΔLimit [dB]	35,000 M	825,000 M	1,00 M	819,802500 M	-28.35	-23.35	855,000 M	1,000 G	1,00 M	857,573750 M	-42.20	-29.20	1,000 G	3,000 G	1,00 M	1,648500 G	-28.59	-23.59	3,000 G	7,000 G	1,00 M	3,503800 G	-38.35	-25.35	7,000 G	9,000 G	1,00 M	8,172000 G	-35.89	-22.89	 <table border="1" data-bbox="845 660 1308 739"> <thead> <tr> <th>Start [Hz]</th> <th>Stop [Hz]</th> <th>RBW [Hz]</th> <th>Freq [Hz]</th> <th>PwrAbs [dBm]</th> <th>ΔLimit [dB]</th> </tr> </thead> <tbody> <tr> <td>35,000 M</td> <td>825,000 M</td> <td>1,00 M</td> <td>765,055000 M</td> <td>-43.60</td> <td>-30.60</td> </tr> <tr> <td>855,000 M</td> <td>1,000 G</td> <td>1,00 M</td> <td>858,480000 M</td> <td>-42.00</td> <td>-29.00</td> </tr> <tr> <td>1,000 G</td> <td>3,000 G</td> <td>1,00 M</td> <td>1,648500 G</td> <td>-29.34</td> <td>-24.34</td> </tr> <tr> <td>3,000 G</td> <td>7,000 G</td> <td>1,00 M</td> <td>3,555000 G</td> <td>-38.33</td> <td>-25.33</td> </tr> <tr> <td>7,000 G</td> <td>9,000 G</td> <td>1,00 M</td> <td>7,548000 G</td> <td>-35.96</td> <td>-22.96</td> </tr> </tbody> </table> <p>Date: 31.MAR.2020 15:05:22</p>	Start [Hz]	Stop [Hz]	RBW [Hz]	Freq [Hz]	PwrAbs [dBm]	ΔLimit [dB]	35,000 M	825,000 M	1,00 M	765,055000 M	-43.60	-30.60	855,000 M	1,000 G	1,00 M	858,480000 M	-42.00	-29.00	1,000 G	3,000 G	1,00 M	1,648500 G	-29.34	-24.34	3,000 G	7,000 G	1,00 M	3,555000 G	-38.33	-25.33	7,000 G	9,000 G	1,00 M	7,548000 G	-35.96	-22.96
Start [Hz]	Stop [Hz]	RBW [Hz]	Freq [Hz]	PwrAbs [dBm]	ΔLimit [dB]																																																																				
35,000 M	825,000 M	1,00 M	819,802500 M	-28.35	-23.35																																																																				
855,000 M	1,000 G	1,00 M	857,573750 M	-42.20	-29.20																																																																				
1,000 G	3,000 G	1,00 M	1,648500 G	-28.59	-23.59																																																																				
3,000 G	7,000 G	1,00 M	3,503800 G	-38.35	-25.35																																																																				
7,000 G	9,000 G	1,00 M	8,172000 G	-35.89	-22.89																																																																				
Start [Hz]	Stop [Hz]	RBW [Hz]	Freq [Hz]	PwrAbs [dBm]	ΔLimit [dB]																																																																				
35,000 M	825,000 M	1,00 M	765,055000 M	-43.60	-30.60																																																																				
855,000 M	1,000 G	1,00 M	858,480000 M	-42.00	-29.00																																																																				
1,000 G	3,000 G	1,00 M	1,648500 G	-29.34	-24.34																																																																				
3,000 G	7,000 G	1,00 M	3,555000 G	-38.33	-25.33																																																																				
7,000 G	9,000 G	1,00 M	7,548000 G	-35.96	-22.96																																																																				
Middle Channel	Middle Channel																																																																								
 <table border="1" data-bbox="207 1176 670 1254"> <thead> <tr> <th>Start [Hz]</th> <th>Stop [Hz]</th> <th>RBW [Hz]</th> <th>Freq [Hz]</th> <th>PwrAbs [dBm]</th> <th>ΔLimit [dB]</th> </tr> </thead> <tbody> <tr> <td>35,000 M</td> <td>825,000 M</td> <td>1,00 M</td> <td>819,802500 M</td> <td>-43.52</td> <td>-30.52</td> </tr> <tr> <td>855,000 M</td> <td>1,000 G</td> <td>1,00 M</td> <td>859,420000 M</td> <td>-42.60</td> <td>-29.60</td> </tr> <tr> <td>1,000 G</td> <td>3,000 G</td> <td>1,00 M</td> <td>2,509500 G</td> <td>-39.44</td> <td>-26.44</td> </tr> <tr> <td>3,000 G</td> <td>7,000 G</td> <td>1,00 M</td> <td>3,069000 G</td> <td>-38.64</td> <td>-25.64</td> </tr> <tr> <td>7,000 G</td> <td>9,000 G</td> <td>1,00 M</td> <td>8,334500 G</td> <td>-35.67</td> <td>-22.67</td> </tr> </tbody> </table> <p>Date: 31.MAR.2020 14:56:32</p>	Start [Hz]	Stop [Hz]	RBW [Hz]	Freq [Hz]	PwrAbs [dBm]	ΔLimit [dB]	35,000 M	825,000 M	1,00 M	819,802500 M	-43.52	-30.52	855,000 M	1,000 G	1,00 M	859,420000 M	-42.60	-29.60	1,000 G	3,000 G	1,00 M	2,509500 G	-39.44	-26.44	3,000 G	7,000 G	1,00 M	3,069000 G	-38.64	-25.64	7,000 G	9,000 G	1,00 M	8,334500 G	-35.67	-22.67	 <table border="1" data-bbox="845 1176 1308 1254"> <thead> <tr> <th>Start [Hz]</th> <th>Stop [Hz]</th> <th>RBW [Hz]</th> <th>Freq [Hz]</th> <th>PwrAbs [dBm]</th> <th>ΔLimit [dB]</th> </tr> </thead> <tbody> <tr> <td>35,000 M</td> <td>825,000 M</td> <td>1,00 M</td> <td>792,745000 M</td> <td>-42.59</td> <td>-29.59</td> </tr> <tr> <td>855,000 M</td> <td>3,000 G</td> <td>1,00 M</td> <td>861,456250 M</td> <td>-42.52</td> <td>-29.52</td> </tr> <tr> <td>1,000 G</td> <td>3,000 G</td> <td>1,00 M</td> <td>1,672500 G</td> <td>-39.58</td> <td>-26.58</td> </tr> <tr> <td>3,000 G</td> <td>7,000 G</td> <td>1,00 M</td> <td>3,047000 G</td> <td>-38.66</td> <td>-25.66</td> </tr> <tr> <td>7,000 G</td> <td>9,000 G</td> <td>1,00 M</td> <td>8,337500 G</td> <td>-36.66</td> <td>-23.66</td> </tr> </tbody> </table> <p>Date: 31.MAR.2020 15:06:13</p>	Start [Hz]	Stop [Hz]	RBW [Hz]	Freq [Hz]	PwrAbs [dBm]	ΔLimit [dB]	35,000 M	825,000 M	1,00 M	792,745000 M	-42.59	-29.59	855,000 M	3,000 G	1,00 M	861,456250 M	-42.52	-29.52	1,000 G	3,000 G	1,00 M	1,672500 G	-39.58	-26.58	3,000 G	7,000 G	1,00 M	3,047000 G	-38.66	-25.66	7,000 G	9,000 G	1,00 M	8,337500 G	-36.66	-23.66
Start [Hz]	Stop [Hz]	RBW [Hz]	Freq [Hz]	PwrAbs [dBm]	ΔLimit [dB]																																																																				
35,000 M	825,000 M	1,00 M	819,802500 M	-43.52	-30.52																																																																				
855,000 M	1,000 G	1,00 M	859,420000 M	-42.60	-29.60																																																																				
1,000 G	3,000 G	1,00 M	2,509500 G	-39.44	-26.44																																																																				
3,000 G	7,000 G	1,00 M	3,069000 G	-38.64	-25.64																																																																				
7,000 G	9,000 G	1,00 M	8,334500 G	-35.67	-22.67																																																																				
Start [Hz]	Stop [Hz]	RBW [Hz]	Freq [Hz]	PwrAbs [dBm]	ΔLimit [dB]																																																																				
35,000 M	825,000 M	1,00 M	792,745000 M	-42.59	-29.59																																																																				
855,000 M	3,000 G	1,00 M	861,456250 M	-42.52	-29.52																																																																				
1,000 G	3,000 G	1,00 M	1,672500 G	-39.58	-26.58																																																																				
3,000 G	7,000 G	1,00 M	3,047000 G	-38.66	-25.66																																																																				
7,000 G	9,000 G	1,00 M	8,337500 G	-36.66	-23.66																																																																				
Highest Channel	Highest Channel																																																																								
 <table border="1" data-bbox="207 1691 670 1769"> <thead> <tr> <th>Start [Hz]</th> <th>Stop [Hz]</th> <th>RBW [Hz]</th> <th>Freq [Hz]</th> <th>PwrAbs [dBm]</th> <th>ΔLimit [dB]</th> </tr> </thead> <tbody> <tr> <td>35,000 M</td> <td>825,000 M</td> <td>1,00 M</td> <td>659,420000 M</td> <td>-43.33</td> <td>-30.33</td> </tr> <tr> <td>855,000 M</td> <td>1,000 G</td> <td>1,00 M</td> <td>855,072500 M</td> <td>-35.57</td> <td>-22.57</td> </tr> <tr> <td>1,000 G</td> <td>3,000 G</td> <td>1,00 M</td> <td>1,608000 G</td> <td>-29.62</td> <td>-24.62</td> </tr> <tr> <td>3,000 G</td> <td>7,000 G</td> <td>1,00 M</td> <td>3,578000 G</td> <td>-38.46</td> <td>-25.46</td> </tr> <tr> <td>7,000 G</td> <td>9,000 G</td> <td>1,00 M</td> <td>8,335500 G</td> <td>-36.36</td> <td>-23.36</td> </tr> </tbody> </table> <p>Date: 31.MAR.2020 14:57:22</p>	Start [Hz]	Stop [Hz]	RBW [Hz]	Freq [Hz]	PwrAbs [dBm]	ΔLimit [dB]	35,000 M	825,000 M	1,00 M	659,420000 M	-43.33	-30.33	855,000 M	1,000 G	1,00 M	855,072500 M	-35.57	-22.57	1,000 G	3,000 G	1,00 M	1,608000 G	-29.62	-24.62	3,000 G	7,000 G	1,00 M	3,578000 G	-38.46	-25.46	7,000 G	9,000 G	1,00 M	8,335500 G	-36.36	-23.36	 <table border="1" data-bbox="845 1691 1308 1769"> <thead> <tr> <th>Start [Hz]</th> <th>Stop [Hz]</th> <th>RBW [Hz]</th> <th>Freq [Hz]</th> <th>PwrAbs [dBm]</th> <th>ΔLimit [dB]</th> </tr> </thead> <tbody> <tr> <td>35,000 M</td> <td>825,000 M</td> <td>1,00 M</td> <td>803,455000 M</td> <td>-42.58</td> <td>-29.58</td> </tr> <tr> <td>855,000 M</td> <td>1,000 G</td> <td>1,00 M</td> <td>855,036250 M</td> <td>-40.90</td> <td>-27.90</td> </tr> <tr> <td>1,000 G</td> <td>3,000 G</td> <td>1,00 M</td> <td>2,990000 G</td> <td>-40.01</td> <td>-27.01</td> </tr> <tr> <td>3,000 G</td> <td>7,000 G</td> <td>1,00 M</td> <td>3,055000 G</td> <td>-38.23</td> <td>-25.23</td> </tr> <tr> <td>7,000 G</td> <td>9,000 G</td> <td>1,00 M</td> <td>8,345000 G</td> <td>-36.25</td> <td>-23.25</td> </tr> </tbody> </table> <p>Date: 31.MAR.2020 15:07:04</p>	Start [Hz]	Stop [Hz]	RBW [Hz]	Freq [Hz]	PwrAbs [dBm]	ΔLimit [dB]	35,000 M	825,000 M	1,00 M	803,455000 M	-42.58	-29.58	855,000 M	1,000 G	1,00 M	855,036250 M	-40.90	-27.90	1,000 G	3,000 G	1,00 M	2,990000 G	-40.01	-27.01	3,000 G	7,000 G	1,00 M	3,055000 G	-38.23	-25.23	7,000 G	9,000 G	1,00 M	8,345000 G	-36.25	-23.25
Start [Hz]	Stop [Hz]	RBW [Hz]	Freq [Hz]	PwrAbs [dBm]	ΔLimit [dB]																																																																				
35,000 M	825,000 M	1,00 M	659,420000 M	-43.33	-30.33																																																																				
855,000 M	1,000 G	1,00 M	855,072500 M	-35.57	-22.57																																																																				
1,000 G	3,000 G	1,00 M	1,608000 G	-29.62	-24.62																																																																				
3,000 G	7,000 G	1,00 M	3,578000 G	-38.46	-25.46																																																																				
7,000 G	9,000 G	1,00 M	8,335500 G	-36.36	-23.36																																																																				
Start [Hz]	Stop [Hz]	RBW [Hz]	Freq [Hz]	PwrAbs [dBm]	ΔLimit [dB]																																																																				
35,000 M	825,000 M	1,00 M	803,455000 M	-42.58	-29.58																																																																				
855,000 M	1,000 G	1,00 M	855,036250 M	-40.90	-27.90																																																																				
1,000 G	3,000 G	1,00 M	2,990000 G	-40.01	-27.01																																																																				
3,000 G	7,000 G	1,00 M	3,055000 G	-38.23	-25.23																																																																				
7,000 G	9,000 G	1,00 M	8,345000 G	-36.25	-23.25																																																																				



GSM1900 (GPRS class 8)	GSM1900 (EDGE class 8)																																																																																				
Lowest Channel	Lowest Channel																																																																																				
 <table border="1" data-bbox="239 577 638 672"> <thead> <tr> <th>Start [Hz]</th> <th>Stop [Hz]</th> <th>RBW [Hz]</th> <th>Freq [Hz]</th> <th>PwrAve [dBm]</th> <th>ΔLimit [dB]</th> </tr> </thead> <tbody> <tr><td>30.0000 M</td><td>1.0000 G</td><td>1.000 M</td><td>950.772500 M</td><td>-41.56</td><td>-28.55</td></tr> <tr><td>1.0000 G</td><td>1.845 G</td><td>1.000 M</td><td>1.219489 G</td><td>-40.86</td><td>-27.86</td></tr> <tr><td>1.845 G</td><td>3.0000 G</td><td>1.000 M</td><td>2.090040 G</td><td>-39.35</td><td>-26.35</td></tr> <tr><td>3.0000 G</td><td>7.0000 G</td><td>1.000 M</td><td>3.570000 G</td><td>-37.30</td><td>-24.30</td></tr> <tr><td>7.0000 G</td><td>13.6000 G</td><td>1.000 M</td><td>10.212950 G</td><td>-34.67</td><td>-21.67</td></tr> <tr><td>13.6000 G</td><td>19.1000 G</td><td>1.000 M</td><td>15.328225 G</td><td>-25.52</td><td>-12.52</td></tr> </tbody> </table> <p>Date: 31.MAR.2020 15:32:53</p>	Start [Hz]	Stop [Hz]	RBW [Hz]	Freq [Hz]	PwrAve [dBm]	ΔLimit [dB]	30.0000 M	1.0000 G	1.000 M	950.772500 M	-41.56	-28.55	1.0000 G	1.845 G	1.000 M	1.219489 G	-40.86	-27.86	1.845 G	3.0000 G	1.000 M	2.090040 G	-39.35	-26.35	3.0000 G	7.0000 G	1.000 M	3.570000 G	-37.30	-24.30	7.0000 G	13.6000 G	1.000 M	10.212950 G	-34.67	-21.67	13.6000 G	19.1000 G	1.000 M	15.328225 G	-25.52	-12.52	 <table border="1" data-bbox="893 577 1292 672"> <thead> <tr> <th>Start [Hz]</th> <th>Stop [Hz]</th> <th>RBW [Hz]</th> <th>Freq [Hz]</th> <th>PwrAve [dBm]</th> <th>ΔLimit [dB]</th> </tr> </thead> <tbody> <tr><td>30.0000 M</td><td>1.0000 G</td><td>1.000 M</td><td>111.945000 M</td><td>-39.53</td><td>-25.53</td></tr> <tr><td>1.0000 G</td><td>1.845 G</td><td>1.000 M</td><td>1.211672 G</td><td>-40.04</td><td>-27.04</td></tr> <tr><td>1.845 G</td><td>3.0000 G</td><td>1.000 M</td><td>2.992059 G</td><td>-39.80</td><td>-26.80</td></tr> <tr><td>3.0000 G</td><td>7.0000 G</td><td>1.000 M</td><td>3.090000 G</td><td>-36.99</td><td>-23.99</td></tr> <tr><td>7.0000 G</td><td>13.6000 G</td><td>1.000 M</td><td>10.213075 G</td><td>-33.95</td><td>-20.95</td></tr> <tr><td>13.6000 G</td><td>19.1000 G</td><td>1.000 M</td><td>15.328375 G</td><td>-25.15</td><td>-12.15</td></tr> </tbody> </table> <p>Date: 31.MAR.2020 15:51:46</p>	Start [Hz]	Stop [Hz]	RBW [Hz]	Freq [Hz]	PwrAve [dBm]	ΔLimit [dB]	30.0000 M	1.0000 G	1.000 M	111.945000 M	-39.53	-25.53	1.0000 G	1.845 G	1.000 M	1.211672 G	-40.04	-27.04	1.845 G	3.0000 G	1.000 M	2.992059 G	-39.80	-26.80	3.0000 G	7.0000 G	1.000 M	3.090000 G	-36.99	-23.99	7.0000 G	13.6000 G	1.000 M	10.213075 G	-33.95	-20.95	13.6000 G	19.1000 G	1.000 M	15.328375 G	-25.15	-12.15
Start [Hz]	Stop [Hz]	RBW [Hz]	Freq [Hz]	PwrAve [dBm]	ΔLimit [dB]																																																																																
30.0000 M	1.0000 G	1.000 M	950.772500 M	-41.56	-28.55																																																																																
1.0000 G	1.845 G	1.000 M	1.219489 G	-40.86	-27.86																																																																																
1.845 G	3.0000 G	1.000 M	2.090040 G	-39.35	-26.35																																																																																
3.0000 G	7.0000 G	1.000 M	3.570000 G	-37.30	-24.30																																																																																
7.0000 G	13.6000 G	1.000 M	10.212950 G	-34.67	-21.67																																																																																
13.6000 G	19.1000 G	1.000 M	15.328225 G	-25.52	-12.52																																																																																
Start [Hz]	Stop [Hz]	RBW [Hz]	Freq [Hz]	PwrAve [dBm]	ΔLimit [dB]																																																																																
30.0000 M	1.0000 G	1.000 M	111.945000 M	-39.53	-25.53																																																																																
1.0000 G	1.845 G	1.000 M	1.211672 G	-40.04	-27.04																																																																																
1.845 G	3.0000 G	1.000 M	2.992059 G	-39.80	-26.80																																																																																
3.0000 G	7.0000 G	1.000 M	3.090000 G	-36.99	-23.99																																																																																
7.0000 G	13.6000 G	1.000 M	10.213075 G	-33.95	-20.95																																																																																
13.6000 G	19.1000 G	1.000 M	15.328375 G	-25.15	-12.15																																																																																
Middle Channel	Middle Channel																																																																																				
 <table border="1" data-bbox="239 1093 638 1187"> <thead> <tr> <th>Start [Hz]</th> <th>Stop [Hz]</th> <th>RBW [Hz]</th> <th>Freq [Hz]</th> <th>PwrAve [dBm]</th> <th>ΔLimit [dB]</th> </tr> </thead> <tbody> <tr><td>30.0000 M</td><td>1.0000 G</td><td>1.000 M</td><td>825.642500 M</td><td>-41.57</td><td>-28.57</td></tr> <tr><td>1.0000 G</td><td>3.845 G</td><td>1.000 M</td><td>1.002300 G</td><td>-41.18</td><td>-28.18</td></tr> <tr><td>1.915 G</td><td>3.0000 G</td><td>1.000 M</td><td>2.818225 G</td><td>-39.68</td><td>-26.68</td></tr> <tr><td>3.0000 G</td><td>7.0000 G</td><td>1.000 M</td><td>3.739000 G</td><td>-36.65</td><td>-23.65</td></tr> <tr><td>7.0000 G</td><td>13.6000 G</td><td>1.000 M</td><td>10.212350 G</td><td>-34.65</td><td>-21.65</td></tr> <tr><td>13.6000 G</td><td>19.1000 G</td><td>1.000 M</td><td>15.301562 G</td><td>-25.36</td><td>-12.36</td></tr> </tbody> </table> <p>Date: 31.MAR.2020 15:33:44</p>	Start [Hz]	Stop [Hz]	RBW [Hz]	Freq [Hz]	PwrAve [dBm]	ΔLimit [dB]	30.0000 M	1.0000 G	1.000 M	825.642500 M	-41.57	-28.57	1.0000 G	3.845 G	1.000 M	1.002300 G	-41.18	-28.18	1.915 G	3.0000 G	1.000 M	2.818225 G	-39.68	-26.68	3.0000 G	7.0000 G	1.000 M	3.739000 G	-36.65	-23.65	7.0000 G	13.6000 G	1.000 M	10.212350 G	-34.65	-21.65	13.6000 G	19.1000 G	1.000 M	15.301562 G	-25.36	-12.36	 <table border="1" data-bbox="893 1093 1292 1187"> <thead> <tr> <th>Start [Hz]</th> <th>Stop [Hz]</th> <th>RBW [Hz]</th> <th>Freq [Hz]</th> <th>PwrAve [dBm]</th> <th>ΔLimit [dB]</th> </tr> </thead> <tbody> <tr><td>30.0000 M</td><td>1.0000 G</td><td>1.000 M</td><td>879.477500 M</td><td>-41.70</td><td>-28.70</td></tr> <tr><td>1.0000 G</td><td>3.845 G</td><td>1.000 M</td><td>3.685437 G</td><td>-40.86</td><td>-27.86</td></tr> <tr><td>1.915 G</td><td>3.0000 G</td><td>1.000 M</td><td>2.990235 G</td><td>-39.78</td><td>-26.78</td></tr> <tr><td>3.0000 G</td><td>7.0000 G</td><td>1.000 M</td><td>3.150000 G</td><td>-36.92</td><td>-23.92</td></tr> <tr><td>7.0000 G</td><td>13.6000 G</td><td>1.000 M</td><td>10.214675 G</td><td>-34.86</td><td>-21.86</td></tr> <tr><td>13.6000 G</td><td>19.1000 G</td><td>1.000 M</td><td>15.327080 G</td><td>-25.62</td><td>-12.62</td></tr> </tbody> </table> <p>Date: 31.MAR.2020 15:52:34</p>	Start [Hz]	Stop [Hz]	RBW [Hz]	Freq [Hz]	PwrAve [dBm]	ΔLimit [dB]	30.0000 M	1.0000 G	1.000 M	879.477500 M	-41.70	-28.70	1.0000 G	3.845 G	1.000 M	3.685437 G	-40.86	-27.86	1.915 G	3.0000 G	1.000 M	2.990235 G	-39.78	-26.78	3.0000 G	7.0000 G	1.000 M	3.150000 G	-36.92	-23.92	7.0000 G	13.6000 G	1.000 M	10.214675 G	-34.86	-21.86	13.6000 G	19.1000 G	1.000 M	15.327080 G	-25.62	-12.62
Start [Hz]	Stop [Hz]	RBW [Hz]	Freq [Hz]	PwrAve [dBm]	ΔLimit [dB]																																																																																
30.0000 M	1.0000 G	1.000 M	825.642500 M	-41.57	-28.57																																																																																
1.0000 G	3.845 G	1.000 M	1.002300 G	-41.18	-28.18																																																																																
1.915 G	3.0000 G	1.000 M	2.818225 G	-39.68	-26.68																																																																																
3.0000 G	7.0000 G	1.000 M	3.739000 G	-36.65	-23.65																																																																																
7.0000 G	13.6000 G	1.000 M	10.212350 G	-34.65	-21.65																																																																																
13.6000 G	19.1000 G	1.000 M	15.301562 G	-25.36	-12.36																																																																																
Start [Hz]	Stop [Hz]	RBW [Hz]	Freq [Hz]	PwrAve [dBm]	ΔLimit [dB]																																																																																
30.0000 M	1.0000 G	1.000 M	879.477500 M	-41.70	-28.70																																																																																
1.0000 G	3.845 G	1.000 M	3.685437 G	-40.86	-27.86																																																																																
1.915 G	3.0000 G	1.000 M	2.990235 G	-39.78	-26.78																																																																																
3.0000 G	7.0000 G	1.000 M	3.150000 G	-36.92	-23.92																																																																																
7.0000 G	13.6000 G	1.000 M	10.214675 G	-34.86	-21.86																																																																																
13.6000 G	19.1000 G	1.000 M	15.327080 G	-25.62	-12.62																																																																																
Highest Channel	Highest Channel																																																																																				
 <table border="1" data-bbox="239 1608 638 1702"> <thead> <tr> <th>Start [Hz]</th> <th>Stop [Hz]</th> <th>RBW [Hz]</th> <th>Freq [Hz]</th> <th>PwrAve [dBm]</th> <th>ΔLimit [dB]</th> </tr> </thead> <tbody> <tr><td>30.0000 M</td><td>1.0000 G</td><td>1.000 M</td><td>171.620000 M</td><td>-33.56</td><td>-20.56</td></tr> <tr><td>1.0000 G</td><td>1.845 G</td><td>1.000 M</td><td>1.205346 G</td><td>-40.65</td><td>-27.65</td></tr> <tr><td>1.845 G</td><td>3.0000 G</td><td>1.000 M</td><td>1.932071 G</td><td>-39.87</td><td>-27.87</td></tr> <tr><td>3.0000 G</td><td>7.0000 G</td><td>1.000 M</td><td>3.578000 G</td><td>-36.91</td><td>-23.91</td></tr> <tr><td>7.0000 G</td><td>13.6000 G</td><td>1.000 M</td><td>10.222490 G</td><td>-34.56</td><td>-21.56</td></tr> <tr><td>13.6000 G</td><td>19.1000 G</td><td>1.000 M</td><td>15.328375 G</td><td>-25.27</td><td>-12.27</td></tr> </tbody> </table> <p>Date: 31.MAR.2020 15:34:36</p>	Start [Hz]	Stop [Hz]	RBW [Hz]	Freq [Hz]	PwrAve [dBm]	ΔLimit [dB]	30.0000 M	1.0000 G	1.000 M	171.620000 M	-33.56	-20.56	1.0000 G	1.845 G	1.000 M	1.205346 G	-40.65	-27.65	1.845 G	3.0000 G	1.000 M	1.932071 G	-39.87	-27.87	3.0000 G	7.0000 G	1.000 M	3.578000 G	-36.91	-23.91	7.0000 G	13.6000 G	1.000 M	10.222490 G	-34.56	-21.56	13.6000 G	19.1000 G	1.000 M	15.328375 G	-25.27	-12.27	 <table border="1" data-bbox="893 1608 1292 1702"> <thead> <tr> <th>Start [Hz]</th> <th>Stop [Hz]</th> <th>RBW [Hz]</th> <th>Freq [Hz]</th> <th>PwrAve [dBm]</th> <th>ΔLimit [dB]</th> </tr> </thead> <tbody> <tr><td>30.0000 M</td><td>1.0000 G</td><td>1.000 M</td><td>171.620000 M</td><td>-33.55</td><td>-20.55</td></tr> <tr><td>1.0000 G</td><td>1.845 G</td><td>1.000 M</td><td>1.190336 G</td><td>-40.66</td><td>-27.66</td></tr> <tr><td>1.845 G</td><td>3.0000 G</td><td>1.000 M</td><td>1.932071 G</td><td>-39.81</td><td>-27.81</td></tr> <tr><td>3.0000 G</td><td>7.0000 G</td><td>1.000 M</td><td>3.564000 G</td><td>-37.12</td><td>-24.12</td></tr> <tr><td>7.0000 G</td><td>13.6000 G</td><td>1.000 M</td><td>10.222490 G</td><td>-33.72</td><td>-20.72</td></tr> <tr><td>13.6000 G</td><td>19.1000 G</td><td>1.000 M</td><td>15.328425 G</td><td>-25.13</td><td>-12.13</td></tr> </tbody> </table> <p>Date: 31.MAR.2020 15:53:30</p>	Start [Hz]	Stop [Hz]	RBW [Hz]	Freq [Hz]	PwrAve [dBm]	ΔLimit [dB]	30.0000 M	1.0000 G	1.000 M	171.620000 M	-33.55	-20.55	1.0000 G	1.845 G	1.000 M	1.190336 G	-40.66	-27.66	1.845 G	3.0000 G	1.000 M	1.932071 G	-39.81	-27.81	3.0000 G	7.0000 G	1.000 M	3.564000 G	-37.12	-24.12	7.0000 G	13.6000 G	1.000 M	10.222490 G	-33.72	-20.72	13.6000 G	19.1000 G	1.000 M	15.328425 G	-25.13	-12.13
Start [Hz]	Stop [Hz]	RBW [Hz]	Freq [Hz]	PwrAve [dBm]	ΔLimit [dB]																																																																																
30.0000 M	1.0000 G	1.000 M	171.620000 M	-33.56	-20.56																																																																																
1.0000 G	1.845 G	1.000 M	1.205346 G	-40.65	-27.65																																																																																
1.845 G	3.0000 G	1.000 M	1.932071 G	-39.87	-27.87																																																																																
3.0000 G	7.0000 G	1.000 M	3.578000 G	-36.91	-23.91																																																																																
7.0000 G	13.6000 G	1.000 M	10.222490 G	-34.56	-21.56																																																																																
13.6000 G	19.1000 G	1.000 M	15.328375 G	-25.27	-12.27																																																																																
Start [Hz]	Stop [Hz]	RBW [Hz]	Freq [Hz]	PwrAve [dBm]	ΔLimit [dB]																																																																																
30.0000 M	1.0000 G	1.000 M	171.620000 M	-33.55	-20.55																																																																																
1.0000 G	1.845 G	1.000 M	1.190336 G	-40.66	-27.66																																																																																
1.845 G	3.0000 G	1.000 M	1.932071 G	-39.81	-27.81																																																																																
3.0000 G	7.0000 G	1.000 M	3.564000 G	-37.12	-24.12																																																																																
7.0000 G	13.6000 G	1.000 M	10.222490 G	-33.72	-20.72																																																																																
13.6000 G	19.1000 G	1.000 M	15.328425 G	-25.13	-12.13																																																																																



Frequency Stability

Test Conditions	Middle Channel	GSM850 (GPRS class 8)	GSM850 (EDGE class 8)	Limit 2.5ppm
Temperature (°C)	Voltage (Volt)	Deviation (ppm)		Result
50	Normal Voltage	0.0263	0.0060	PASS
40	Normal Voltage	0.0287	0.0072	
30	Normal Voltage	0.0024	0.0024	
20(Ref.)	Normal Voltage	0.0000	0.0000	
10	Normal Voltage	0.0012	0.0012	
0	Normal Voltage	0.0000	0.0048	
-10	Normal Voltage	0.0323	0.0024	
-20	Normal Voltage	0.0311	0.0012	
-30	Normal Voltage	0.0311	0.0024	
20	Maximum Voltage	0.0036	0.0000	
20	Normal Voltage	0.0000	0.0000	
20	Battery End Point	0.0012	0.0000	

Test Conditions	Middle Channel	GSM1900 (GPRS class 8)	GSM1900 (EDGE class 8)	Limit Note 2.
Temperature (°C)	Voltage (Volt)	Deviation (ppm)		Result
50	Normal Voltage	0.0005	0.0191	PASS
40	Normal Voltage	0.0096	0.0106	
30	Normal Voltage	0.0096	0.0106	
20(Ref.)	Normal Voltage	0.0000	0.0000	
10	Normal Voltage	0.0021	0.0000	
0	Normal Voltage	0.0011	0.0005	
-10	Normal Voltage	0.0000	0.0000	
-20	Normal Voltage	0.0191	0.0005	
-30	Normal Voltage	0.0191	0.0005	
20	Maximum Voltage	0.0021	0.0005	
20	Normal Voltage	0.0000	0.0000	
20	Battery End Point	0.0011	0.0021	

Note:

1. Normal Voltage = 3.8V. ; Battery End Point (BEP) = 3.5 V. ; Maximum Voltage =4.2 V
2. The frequency fundamental emissions stay within the authorized frequency block..

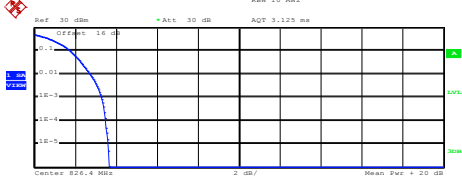
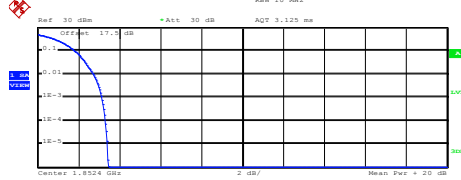
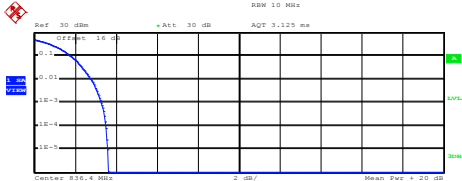
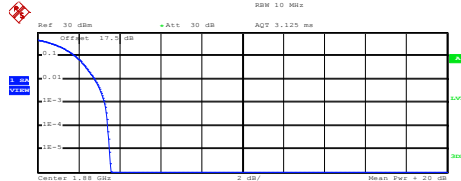

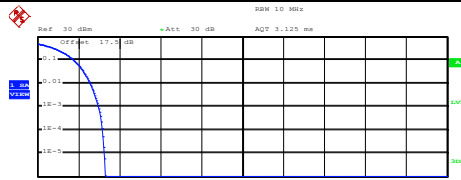


A3. WCDMA

Peak-to-Average Ratio

Mode	WCDMA Band V	WCDMA Band II	WCDMA Band IV	Limit: 13dB
Mod.	RMC 12.2Kbps	RMC 12.2Kbps	RMC 12.2Kbps	Result
Lowest CH	3.28	3.16	3.12	PASS
Middle CH	3.28	3.28	3.32	
Highest CH	3.32	2.96	2.92	

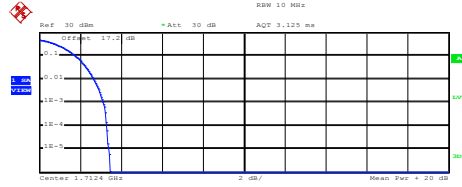


WCDMA Band V (RMC 12.2Kbps)	WCDMA Band II (RMC 12.2Kbps)																
<p style="text-align: center;">Lowest Channel</p>  <p>Center 826.4 MHz 2 dB/ Mean Pwr + 20 dB</p> <p>Complementary Cumulative Distribution Function (100000 samples) Trace 1 Mean 22.77 dBm Peak 26.42 dBm Crest 3.65 dB</p> <table border="1"> <tr><td>10 %</td><td>1.76 dB</td></tr> <tr><td>1 %</td><td>2.72 dB</td></tr> <tr><td>.1 %</td><td>3.28 dB</td></tr> <tr><td>.01 %</td><td>3.48 dB</td></tr> </table> <p>Date: 31.MAR.2020 15:20:06</p>	10 %	1.76 dB	1 %	2.72 dB	.1 %	3.28 dB	.01 %	3.48 dB	<p style="text-align: center;">Lowest Channel</p>  <p>Center 1.8524 GHz 2 dB/ Mean Pwr + 20 dB</p> <p>Complementary Cumulative Distribution Function (100000 samples) Trace 1 Mean 22.83 dBm Peak 26.28 dBm Crest 3.44 dB</p> <table border="1"> <tr><td>10 %</td><td>1.84 dB</td></tr> <tr><td>1 %</td><td>2.72 dB</td></tr> <tr><td>.1 %</td><td>3.16 dB</td></tr> <tr><td>.01 %</td><td>3.32 dB</td></tr> </table> <p>Date: 31.MAR.2020 16:02:50</p>	10 %	1.84 dB	1 %	2.72 dB	.1 %	3.16 dB	.01 %	3.32 dB
10 %	1.76 dB																
1 %	2.72 dB																
.1 %	3.28 dB																
.01 %	3.48 dB																
10 %	1.84 dB																
1 %	2.72 dB																
.1 %	3.16 dB																
.01 %	3.32 dB																
<p style="text-align: center;">Middle Channel</p>  <p>Center 836.4 MHz 2 dB/ Mean Pwr + 20 dB</p> <p>Complementary Cumulative Distribution Function (100000 samples) Trace 1 Mean 22.73 dBm Peak 26.35 dBm Crest 3.62 dB</p> <table border="1"> <tr><td>10 %</td><td>1.80 dB</td></tr> <tr><td>1 %</td><td>2.76 dB</td></tr> <tr><td>.1 %</td><td>3.28 dB</td></tr> <tr><td>.01 %</td><td>3.52 dB</td></tr> </table> <p>Date: 31.MAR.2020 15:20:23</p>	10 %	1.80 dB	1 %	2.76 dB	.1 %	3.28 dB	.01 %	3.52 dB	<p style="text-align: center;">Middle Channel</p>  <p>Center 1.88 GHz 2 dB/ Mean Pwr + 20 dB</p> <p>Complementary Cumulative Distribution Function (100000 samples) Trace 1 Mean 22.71 dBm Peak 26.28 dBm Crest 3.57 dB</p> <table border="1"> <tr><td>10 %</td><td>1.84 dB</td></tr> <tr><td>1 %</td><td>2.80 dB</td></tr> <tr><td>.1 %</td><td>3.28 dB</td></tr> <tr><td>.01 %</td><td>3.44 dB</td></tr> </table> <p>Date: 31.MAR.2020 16:03:05</p>	10 %	1.84 dB	1 %	2.80 dB	.1 %	3.28 dB	.01 %	3.44 dB
10 %	1.80 dB																
1 %	2.76 dB																
.1 %	3.28 dB																
.01 %	3.52 dB																
10 %	1.84 dB																
1 %	2.80 dB																
.1 %	3.28 dB																
.01 %	3.44 dB																
<p style="text-align: center;">Highest Channel</p>  <p>Center 846.6 MHz 2 dB/ Mean Pwr + 20 dB</p> <p>Complementary Cumulative Distribution Function (100000 samples) Trace 1 Mean 23.49 dBm Peak 27.19 dBm Crest 3.70 dB</p> <table border="1"> <tr><td>10 %</td><td>1.84 dB</td></tr> <tr><td>1 %</td><td>2.80 dB</td></tr> <tr><td>.1 %</td><td>3.32 dB</td></tr> <tr><td>.01 %</td><td>3.56 dB</td></tr> </table> <p>Date: 31.MAR.2020 15:20:38</p>	10 %	1.84 dB	1 %	2.80 dB	.1 %	3.32 dB	.01 %	3.56 dB	<p style="text-align: center;">Highest Channel</p>  <p>Center 1.9076 GHz 2 dB/ Mean Pwr + 20 dB</p> <p>Complementary Cumulative Distribution Function (100000 samples) Trace 1 Mean 22.75 dBm Peak 26.06 dBm Crest 3.32 dB</p> <table border="1"> <tr><td>10 %</td><td>1.76 dB</td></tr> <tr><td>1 %</td><td>2.56 dB</td></tr> <tr><td>.1 %</td><td>2.96 dB</td></tr> <tr><td>.01 %</td><td>3.16 dB</td></tr> </table> <p>Date: 31.MAR.2020 16:03:17</p>	10 %	1.76 dB	1 %	2.56 dB	.1 %	2.96 dB	.01 %	3.16 dB
10 %	1.84 dB																
1 %	2.80 dB																
.1 %	3.32 dB																
.01 %	3.56 dB																
10 %	1.76 dB																
1 %	2.56 dB																
.1 %	2.96 dB																
.01 %	3.16 dB																



WCDMA Band IV (RMC 12.2Kbps)

Lowest Channel



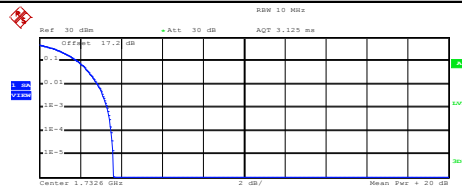
Complementary Cumulative Distribution Function (100000 samples)

Trace 1
Mean 22.02 dBm
Peak 25.50 dBm
Crest 3.48 dB

10 % 1.76 dB
1 % 2.68 dB
.1 % 3.12 dB
.01 % 3.32 dB

Date: 31.MAR.2020 16:21:13

Middle Channel



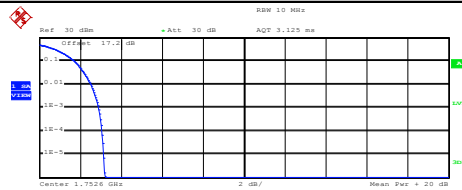
Complementary Cumulative Distribution Function (100000 samples)

Trace 1
Mean 22.80 dBm
Peak 26.42 dBm
Crest 3.62 dB

10 % 1.88 dB
1 % 2.84 dB
.1 % 3.32 dB
.01 % 3.52 dB

Date: 31.MAR.2020 16:21:30

Highest Channel



Complementary Cumulative Distribution Function (100000 samples)

Trace 1
Mean 22.93 dBm
Peak 26.13 dBm
Crest 3.21 dB

10 % 1.72 dB
1 % 2.52 dB
.1 % 2.92 dB
.01 % 3.08 dB

Date: 31.MAR.2020 16:21:47



26dB Bandwidth

Mode	WCDMA Band V	WCDMA Band II	WCDMA Band IV
Mod.	RMC 12.2Kbps	RMC 12.2Kbps	RMC 12.2Kbps
Lowest CH	4.70	4.69	4.70
Middle CH	4.71	4.71	4.69
Highest CH	4.71	4.70	4.71

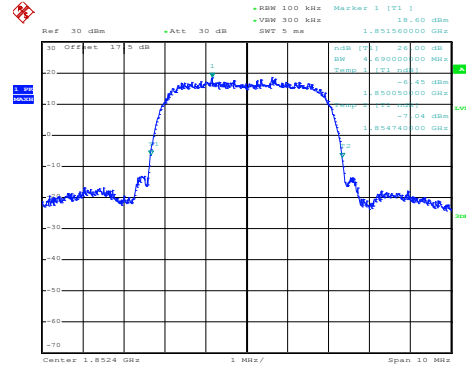
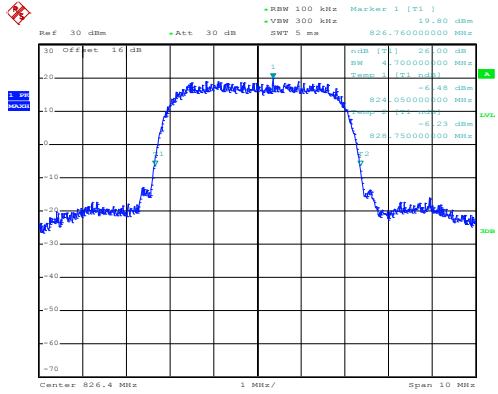


WCDMA Band V (RMC 12.2Kbps)

WCDMA Band II (RMC 12.2Kbps)

Lowest Channel

Lowest Channel

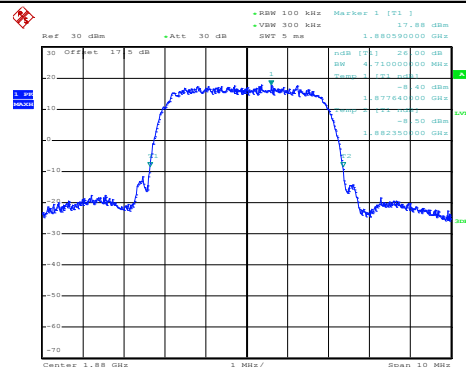
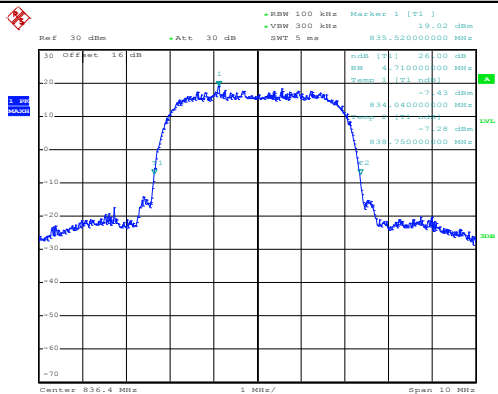


Date: 31.MAR.2020 15:15:48

Date: 31.MAR.2020 15:58:30

Middle Channel

Middle Channel

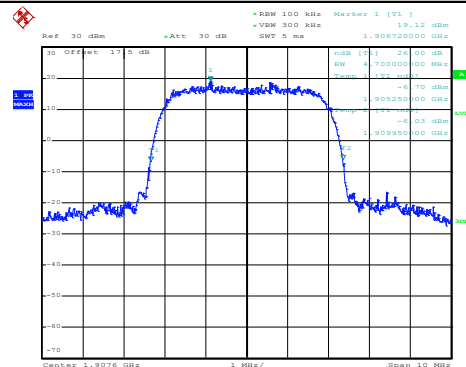
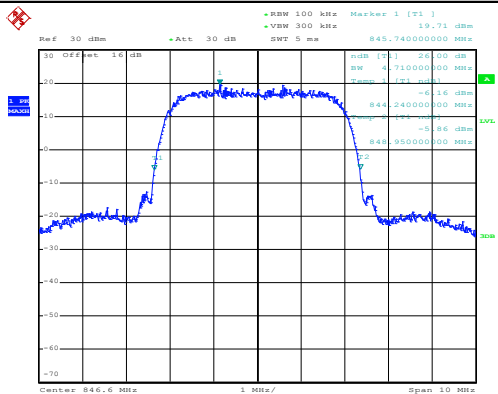


Date: 31.MAR.2020 15:16:25

Date: 31.MAR.2020 15:59:08

Highest Channel

Highest Channel



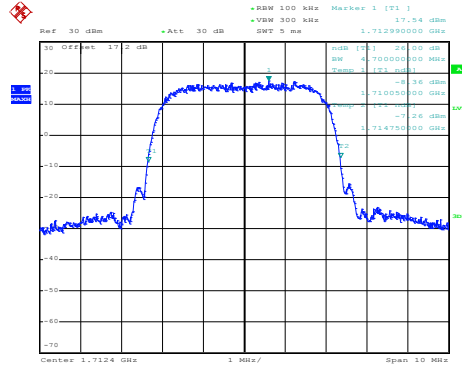
Date: 31.MAR.2020 15:16:58

Date: 31.MAR.2020 15:59:48



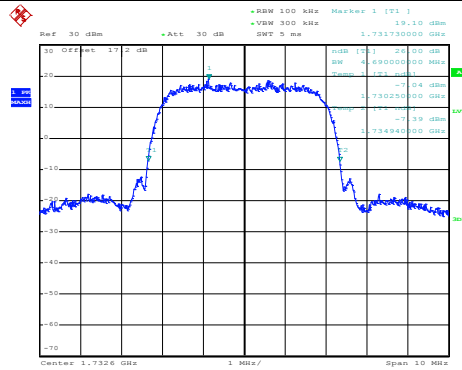
WCDMA Band IV (RMC 12.2Kbps)

Lowest Channel



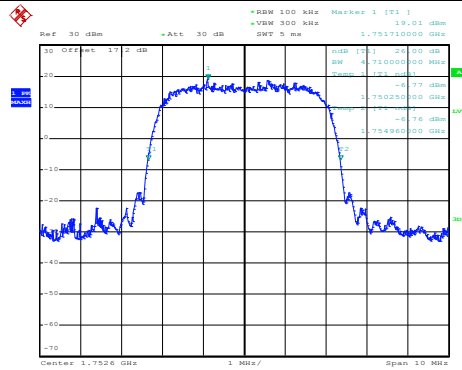
Date: 31.MAR.2020 16:17:14

Middle Channel



Date: 31.MAR.2020 16:17:51

Highest Channel

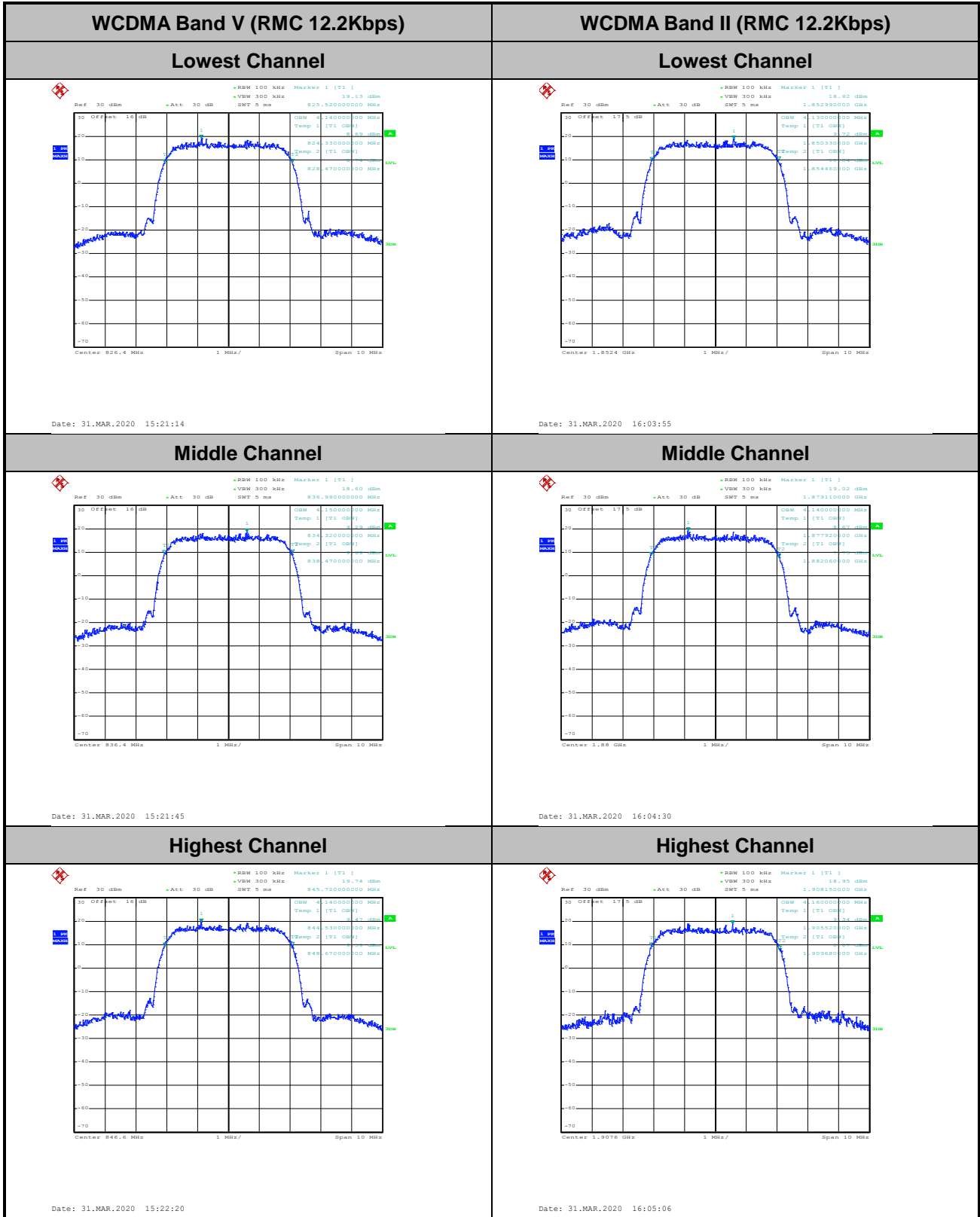


Date: 31.MAR.2020 16:18:23



Occupied Bandwidth

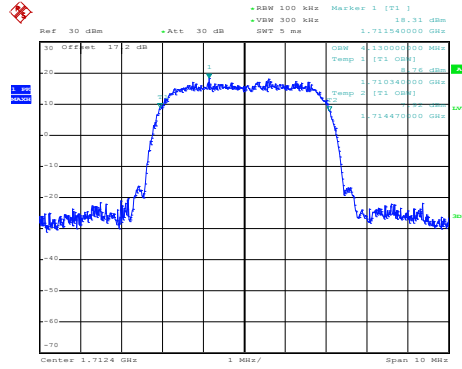
Mode	WCDMA Band V	WCDMA Band II	WCDMA Band IV
Mod.	RMC 12.2Kbps	RMC 12.2Kbps	RMC 12.2Kbps
Lowest CH	4.14	4.14	4.13
Middle CH	4.15	4.14	4.13
Highest CH	4.14	4.16	4.13





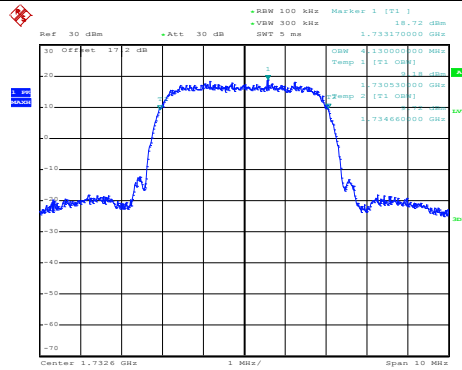
WCDMA Band IV (RMC 12.2Kbps)

Lowest Channel



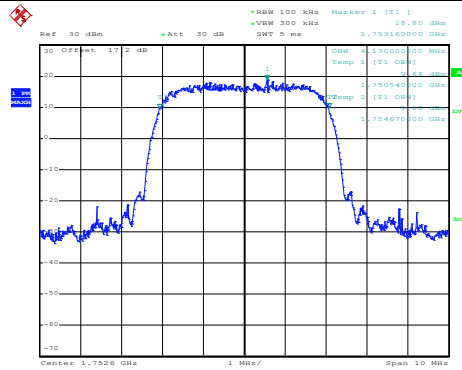
Date: 31.MAR.2020 16:22:36

Middle Channel



Date: 31.MAR.2020 16:23:17

Highest Channel



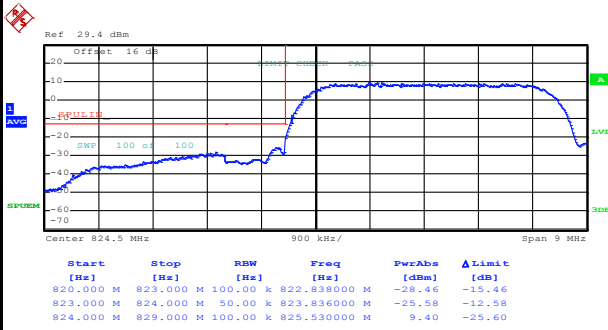
Date: 31.MAR.2020 16:23:51



Conducted Band Edge

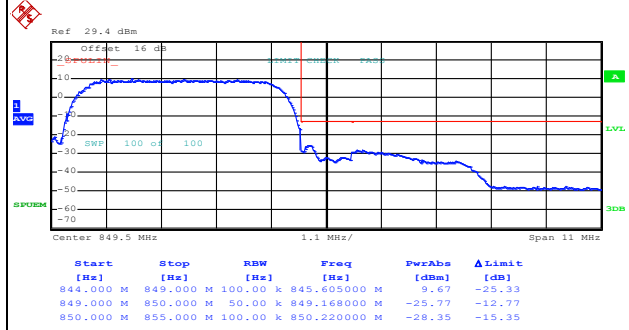
WCDMA Band V (RMC 12.2Kbps)

Lowest Band Edge



Date: 31.MAR.2020 15:25:15

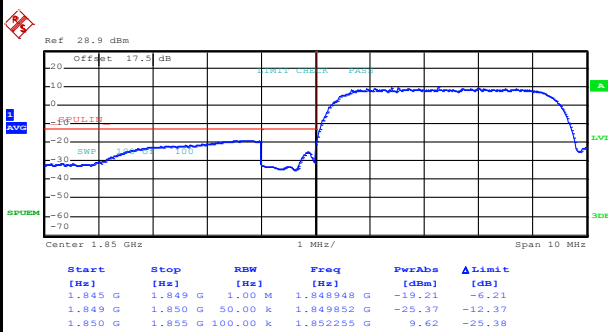
Highest Band Edge



Date: 31.MAR.2020 15:28:05

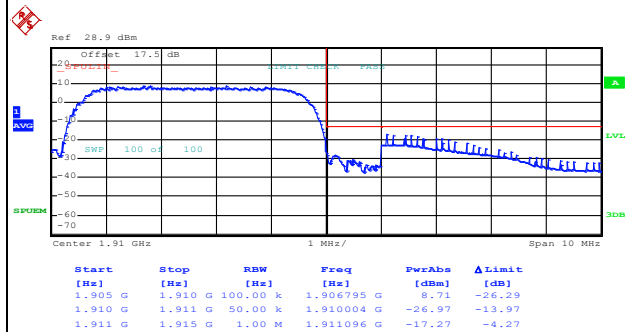
WCDMA Band II (RMC 12.2Kbps)

Lowest Band Edge



Date: 31.MAR.2020 16:08:08

Highest Band Edge



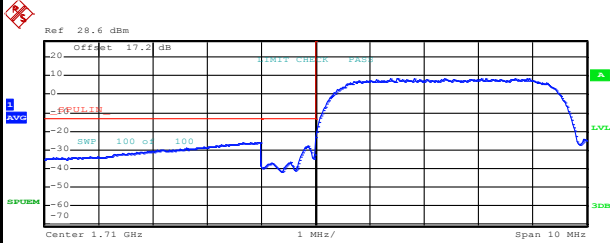
Date: 31.MAR.2020 16:11:01



WCDMA Band IV (RMC 12.2Kbps)

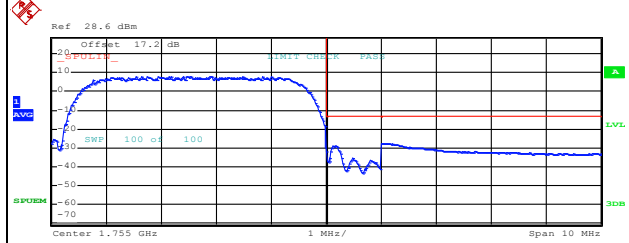
Lowest Band Edge

Highest Band Edge



Start [Hz]	Stop [Hz]	RBW [Hz]	Freq [Hz]	PwrAbs [dBm]	ΔLimit [dB]
1.705 G	1.709 G	1.00 M	1.708964 G	-25.95	-12.35
1.709 G	1.710 G	50.00 k	1.709860 G	-27.94	-14.94
1.710 G	1.715 G	100.00 k	1.711810 G	-8.54	-26.46

Date: 31.MAR.2020 16:26:43

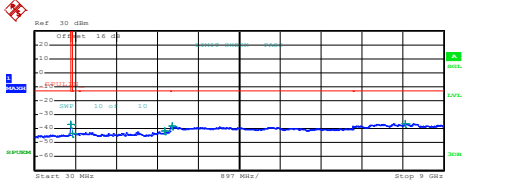
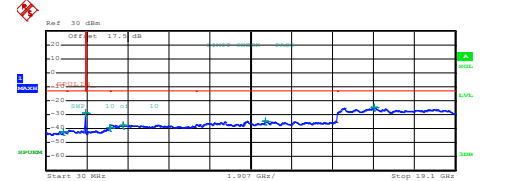
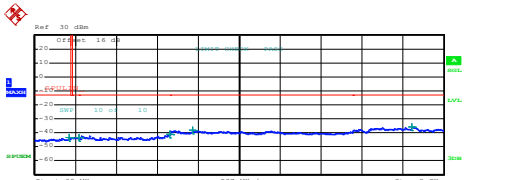
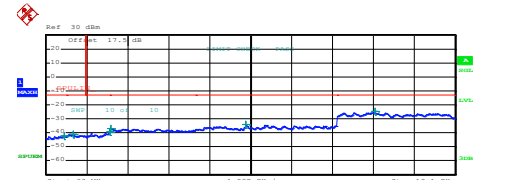
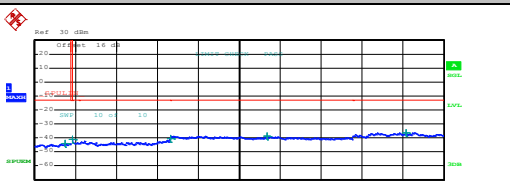
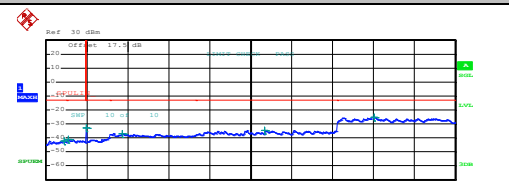


Start [Hz]	Stop [Hz]	RBW [Hz]	Freq [Hz]	PwrAbs [dBm]	ΔLimit [dB]
1.750 G	1.755 G	100.00 k	1.751730 G	-8.10	-26.90
1.755 G	1.756 G	50.00 k	1.755124 G	-28.83	-15.83
1.756 G	1.760 G	1.00 M	1.756140 G	-27.60	-14.60

Date: 31.MAR.2020 16:29:34



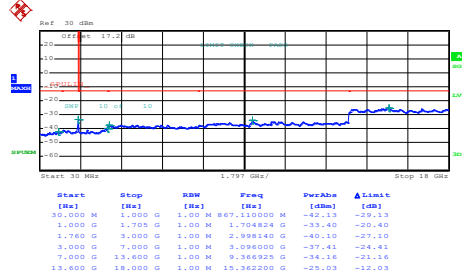
Conducted Spurious Emission

WCDMA Band V (RMC 12.2Kbps)	WCDMA Band II (RMC 12.2Kbps)																																																																																										
Lowest Channel	Lowest Channel																																																																																										
 <table border="1" data-bbox="239 660 686 739"> <thead> <tr> <th>Start</th> <th>Stop</th> <th>RBW</th> <th>Freq</th> <th>PwrAbs</th> <th>ΔLimit</th> </tr> <tr> <th>[Hz]</th> <th>[Hz]</th> <th>[Hz]</th> <th>[Hz]</th> <th>[dBm]</th> <th>[dB]</th> </tr> </thead> <tbody> <tr> <td>30,000 M</td> <td>820,000 M</td> <td>1,00 M</td> <td>816,802000 M</td> <td>-37.93</td> <td>-24.93</td> </tr> <tr> <td>855,000 M</td> <td>1,000 G</td> <td>1,00 M</td> <td>864.173251 M</td> <td>-43.17</td> <td>-30.17</td> </tr> <tr> <td>1,000 G</td> <td>3,000 G</td> <td>1,00 M</td> <td>2,8705000 G</td> <td>-42.82</td> <td>-28.82</td> </tr> <tr> <td>3,000 G</td> <td>7,000 G</td> <td>1,00 M</td> <td>3,0380000 G</td> <td>-38.23</td> <td>-25.23</td> </tr> <tr> <td>7,000 G</td> <td>9,000 G</td> <td>1,00 M</td> <td>8,1570000 G</td> <td>-36.49</td> <td>-23.49</td> </tr> </tbody> </table> <p>Date: 31.MAR.2020 15:18:02</p>	Start	Stop	RBW	Freq	PwrAbs	ΔLimit	[Hz]	[Hz]	[Hz]	[Hz]	[dBm]	[dB]	30,000 M	820,000 M	1,00 M	816,802000 M	-37.93	-24.93	855,000 M	1,000 G	1,00 M	864.173251 M	-43.17	-30.17	1,000 G	3,000 G	1,00 M	2,8705000 G	-42.82	-28.82	3,000 G	7,000 G	1,00 M	3,0380000 G	-38.23	-25.23	7,000 G	9,000 G	1,00 M	8,1570000 G	-36.49	-23.49	 <table border="1" data-bbox="877 660 1324 739"> <thead> <tr> <th>Start</th> <th>Stop</th> <th>RBW</th> <th>Freq</th> <th>PwrAbs</th> <th>ΔLimit</th> </tr> <tr> <th>[Hz]</th> <th>[Hz]</th> <th>[Hz]</th> <th>[Hz]</th> <th>[dBm]</th> <th>[dB]</th> </tr> </thead> <tbody> <tr> <td>30,000 M</td> <td>1,000 G</td> <td>1,00 M</td> <td>815,233000 M</td> <td>-42.01</td> <td>-29.01</td> </tr> <tr> <td>1,000 G</td> <td>3,845 G</td> <td>1,00 M</td> <td>1,844578 G</td> <td>-28.79</td> <td>-15.79</td> </tr> <tr> <td>3,845 G</td> <td>3,000 G</td> <td>1,00 M</td> <td>2,991049 G</td> <td>-39.49</td> <td>-26.49</td> </tr> <tr> <td>3,000 G</td> <td>7,000 G</td> <td>1,00 M</td> <td>3,5980000 G</td> <td>-37.47</td> <td>-24.47</td> </tr> <tr> <td>7,000 G</td> <td>13,600 G</td> <td>1,00 M</td> <td>10,234000 G</td> <td>-34.53</td> <td>-21.53</td> </tr> <tr> <td>13,600 G</td> <td>19,100 G</td> <td>1,00 M</td> <td>15,329062 G</td> <td>-24.72</td> <td>-11.72</td> </tr> </tbody> </table> <p>Date: 31.MAR.2020 16:00:49</p>	Start	Stop	RBW	Freq	PwrAbs	ΔLimit	[Hz]	[Hz]	[Hz]	[Hz]	[dBm]	[dB]	30,000 M	1,000 G	1,00 M	815,233000 M	-42.01	-29.01	1,000 G	3,845 G	1,00 M	1,844578 G	-28.79	-15.79	3,845 G	3,000 G	1,00 M	2,991049 G	-39.49	-26.49	3,000 G	7,000 G	1,00 M	3,5980000 G	-37.47	-24.47	7,000 G	13,600 G	1,00 M	10,234000 G	-34.53	-21.53	13,600 G	19,100 G	1,00 M	15,329062 G	-24.72	-11.72
Start	Stop	RBW	Freq	PwrAbs	ΔLimit																																																																																						
[Hz]	[Hz]	[Hz]	[Hz]	[dBm]	[dB]																																																																																						
30,000 M	820,000 M	1,00 M	816,802000 M	-37.93	-24.93																																																																																						
855,000 M	1,000 G	1,00 M	864.173251 M	-43.17	-30.17																																																																																						
1,000 G	3,000 G	1,00 M	2,8705000 G	-42.82	-28.82																																																																																						
3,000 G	7,000 G	1,00 M	3,0380000 G	-38.23	-25.23																																																																																						
7,000 G	9,000 G	1,00 M	8,1570000 G	-36.49	-23.49																																																																																						
Start	Stop	RBW	Freq	PwrAbs	ΔLimit																																																																																						
[Hz]	[Hz]	[Hz]	[Hz]	[dBm]	[dB]																																																																																						
30,000 M	1,000 G	1,00 M	815,233000 M	-42.01	-29.01																																																																																						
1,000 G	3,845 G	1,00 M	1,844578 G	-28.79	-15.79																																																																																						
3,845 G	3,000 G	1,00 M	2,991049 G	-39.49	-26.49																																																																																						
3,000 G	7,000 G	1,00 M	3,5980000 G	-37.47	-24.47																																																																																						
7,000 G	13,600 G	1,00 M	10,234000 G	-34.53	-21.53																																																																																						
13,600 G	19,100 G	1,00 M	15,329062 G	-24.72	-11.72																																																																																						
Middle Channel	Middle Channel																																																																																										
 <table border="1" data-bbox="239 1176 686 1254"> <thead> <tr> <th>Start</th> <th>Stop</th> <th>RBW</th> <th>Freq</th> <th>PwrAbs</th> <th>ΔLimit</th> </tr> <tr> <th>[Hz]</th> <th>[Hz]</th> <th>[Hz]</th> <th>[Hz]</th> <th>[dBm]</th> <th>[dB]</th> </tr> </thead> <tbody> <tr> <td>30,000 M</td> <td>820,000 M</td> <td>1,00 M</td> <td>787,215000 M</td> <td>-43.40</td> <td>-30.40</td> </tr> <tr> <td>855,000 M</td> <td>1,000 G</td> <td>1,00 M</td> <td>890,200000 M</td> <td>-43.19</td> <td>-30.19</td> </tr> <tr> <td>1,000 G</td> <td>3,000 G</td> <td>1,00 M</td> <td>2,9905000 G</td> <td>-40.88</td> <td>-27.88</td> </tr> <tr> <td>3,000 G</td> <td>7,000 G</td> <td>1,00 M</td> <td>3,4880000 G</td> <td>-38.17</td> <td>-25.17</td> </tr> <tr> <td>7,000 G</td> <td>9,000 G</td> <td>1,00 M</td> <td>8,2985000 G</td> <td>-35.88</td> <td>-22.88</td> </tr> </tbody> </table> <p>Date: 31.MAR.2020 15:18:54</p>	Start	Stop	RBW	Freq	PwrAbs	ΔLimit	[Hz]	[Hz]	[Hz]	[Hz]	[dBm]	[dB]	30,000 M	820,000 M	1,00 M	787,215000 M	-43.40	-30.40	855,000 M	1,000 G	1,00 M	890,200000 M	-43.19	-30.19	1,000 G	3,000 G	1,00 M	2,9905000 G	-40.88	-27.88	3,000 G	7,000 G	1,00 M	3,4880000 G	-38.17	-25.17	7,000 G	9,000 G	1,00 M	8,2985000 G	-35.88	-22.88	 <table border="1" data-bbox="877 1176 1324 1254"> <thead> <tr> <th>Start</th> <th>Stop</th> <th>RBW</th> <th>Freq</th> <th>PwrAbs</th> <th>ΔLimit</th> </tr> <tr> <th>[Hz]</th> <th>[Hz]</th> <th>[Hz]</th> <th>[Hz]</th> <th>[dBm]</th> <th>[dB]</th> </tr> </thead> <tbody> <tr> <td>30,000 M</td> <td>1,000 G</td> <td>1,00 M</td> <td>871,475000 M</td> <td>-42.20</td> <td>-29.20</td> </tr> <tr> <td>1,000 G</td> <td>3,845 G</td> <td>1,00 M</td> <td>3,028808 G</td> <td>-40.81</td> <td>-27.81</td> </tr> <tr> <td>3,845 G</td> <td>3,000 G</td> <td>1,00 M</td> <td>2,997830 G</td> <td>-39.48</td> <td>-26.48</td> </tr> <tr> <td>3,000 G</td> <td>7,000 G</td> <td>1,00 M</td> <td>3,030000 G</td> <td>-36.68</td> <td>-23.68</td> </tr> <tr> <td>7,000 G</td> <td>13,600 G</td> <td>1,00 M</td> <td>8,332900 G</td> <td>-34.24</td> <td>-21.24</td> </tr> <tr> <td>13,600 G</td> <td>19,100 G</td> <td>1,00 M</td> <td>15,351730 G</td> <td>-24.68</td> <td>-11.68</td> </tr> </tbody> </table> <p>Date: 31.MAR.2020 16:01:39</p>	Start	Stop	RBW	Freq	PwrAbs	ΔLimit	[Hz]	[Hz]	[Hz]	[Hz]	[dBm]	[dB]	30,000 M	1,000 G	1,00 M	871,475000 M	-42.20	-29.20	1,000 G	3,845 G	1,00 M	3,028808 G	-40.81	-27.81	3,845 G	3,000 G	1,00 M	2,997830 G	-39.48	-26.48	3,000 G	7,000 G	1,00 M	3,030000 G	-36.68	-23.68	7,000 G	13,600 G	1,00 M	8,332900 G	-34.24	-21.24	13,600 G	19,100 G	1,00 M	15,351730 G	-24.68	-11.68
Start	Stop	RBW	Freq	PwrAbs	ΔLimit																																																																																						
[Hz]	[Hz]	[Hz]	[Hz]	[dBm]	[dB]																																																																																						
30,000 M	820,000 M	1,00 M	787,215000 M	-43.40	-30.40																																																																																						
855,000 M	1,000 G	1,00 M	890,200000 M	-43.19	-30.19																																																																																						
1,000 G	3,000 G	1,00 M	2,9905000 G	-40.88	-27.88																																																																																						
3,000 G	7,000 G	1,00 M	3,4880000 G	-38.17	-25.17																																																																																						
7,000 G	9,000 G	1,00 M	8,2985000 G	-35.88	-22.88																																																																																						
Start	Stop	RBW	Freq	PwrAbs	ΔLimit																																																																																						
[Hz]	[Hz]	[Hz]	[Hz]	[dBm]	[dB]																																																																																						
30,000 M	1,000 G	1,00 M	871,475000 M	-42.20	-29.20																																																																																						
1,000 G	3,845 G	1,00 M	3,028808 G	-40.81	-27.81																																																																																						
3,845 G	3,000 G	1,00 M	2,997830 G	-39.48	-26.48																																																																																						
3,000 G	7,000 G	1,00 M	3,030000 G	-36.68	-23.68																																																																																						
7,000 G	13,600 G	1,00 M	8,332900 G	-34.24	-21.24																																																																																						
13,600 G	19,100 G	1,00 M	15,351730 G	-24.68	-11.68																																																																																						
Highest Channel	Highest Channel																																																																																										
 <table border="1" data-bbox="239 1691 686 1769"> <thead> <tr> <th>Start</th> <th>Stop</th> <th>RBW</th> <th>Freq</th> <th>PwrAbs</th> <th>ΔLimit</th> </tr> <tr> <th>[Hz]</th> <th>[Hz]</th> <th>[Hz]</th> <th>[Hz]</th> <th>[dBm]</th> <th>[dB]</th> </tr> </thead> <tbody> <tr> <td>30,000 M</td> <td>820,000 M</td> <td>1,00 M</td> <td>691,427000 M</td> <td>-43.86</td> <td>-30.86</td> </tr> <tr> <td>855,000 M</td> <td>1,000 G</td> <td>1,00 M</td> <td>855,870000 M</td> <td>-40.85</td> <td>-27.85</td> </tr> <tr> <td>1,000 G</td> <td>3,000 G</td> <td>1,00 M</td> <td>2,9995000 G</td> <td>-40.73</td> <td>-27.73</td> </tr> <tr> <td>3,000 G</td> <td>7,000 G</td> <td>1,00 M</td> <td>3,1310000 G</td> <td>-38.75</td> <td>-25.75</td> </tr> <tr> <td>7,000 G</td> <td>9,000 G</td> <td>1,00 M</td> <td>8,1755000 G</td> <td>-36.09</td> <td>-23.09</td> </tr> </tbody> </table> <p>Date: 31.MAR.2020 15:19:47</p>	Start	Stop	RBW	Freq	PwrAbs	ΔLimit	[Hz]	[Hz]	[Hz]	[Hz]	[dBm]	[dB]	30,000 M	820,000 M	1,00 M	691,427000 M	-43.86	-30.86	855,000 M	1,000 G	1,00 M	855,870000 M	-40.85	-27.85	1,000 G	3,000 G	1,00 M	2,9995000 G	-40.73	-27.73	3,000 G	7,000 G	1,00 M	3,1310000 G	-38.75	-25.75	7,000 G	9,000 G	1,00 M	8,1755000 G	-36.09	-23.09	 <table border="1" data-bbox="877 1691 1324 1769"> <thead> <tr> <th>Start</th> <th>Stop</th> <th>RBW</th> <th>Freq</th> <th>PwrAbs</th> <th>ΔLimit</th> </tr> <tr> <th>[Hz]</th> <th>[Hz]</th> <th>[Hz]</th> <th>[Hz]</th> <th>[dBm]</th> <th>[dB]</th> </tr> </thead> <tbody> <tr> <td>30,000 M</td> <td>1,000 G</td> <td>1,00 M</td> <td>867,580000 M</td> <td>-41.93</td> <td>-28.93</td> </tr> <tr> <td>1,000 G</td> <td>3,845 G</td> <td>1,00 M</td> <td>1,072459 G</td> <td>-40.92</td> <td>-27.92</td> </tr> <tr> <td>3,845 G</td> <td>3,000 G</td> <td>1,00 M</td> <td>3,933042 G</td> <td>-32.60</td> <td>-19.60</td> </tr> <tr> <td>3,000 G</td> <td>7,000 G</td> <td>1,00 M</td> <td>3,5770000 G</td> <td>-37.13</td> <td>-24.13</td> </tr> <tr> <td>7,000 G</td> <td>13,600 G</td> <td>1,00 M</td> <td>10,224925 G</td> <td>-34.57</td> <td>-21.57</td> </tr> <tr> <td>13,600 G</td> <td>19,100 G</td> <td>1,00 M</td> <td>15,332363 G</td> <td>-25.16</td> <td>-12.16</td> </tr> </tbody> </table> <p>Date: 31.MAR.2020 16:02:30</p>	Start	Stop	RBW	Freq	PwrAbs	ΔLimit	[Hz]	[Hz]	[Hz]	[Hz]	[dBm]	[dB]	30,000 M	1,000 G	1,00 M	867,580000 M	-41.93	-28.93	1,000 G	3,845 G	1,00 M	1,072459 G	-40.92	-27.92	3,845 G	3,000 G	1,00 M	3,933042 G	-32.60	-19.60	3,000 G	7,000 G	1,00 M	3,5770000 G	-37.13	-24.13	7,000 G	13,600 G	1,00 M	10,224925 G	-34.57	-21.57	13,600 G	19,100 G	1,00 M	15,332363 G	-25.16	-12.16
Start	Stop	RBW	Freq	PwrAbs	ΔLimit																																																																																						
[Hz]	[Hz]	[Hz]	[Hz]	[dBm]	[dB]																																																																																						
30,000 M	820,000 M	1,00 M	691,427000 M	-43.86	-30.86																																																																																						
855,000 M	1,000 G	1,00 M	855,870000 M	-40.85	-27.85																																																																																						
1,000 G	3,000 G	1,00 M	2,9995000 G	-40.73	-27.73																																																																																						
3,000 G	7,000 G	1,00 M	3,1310000 G	-38.75	-25.75																																																																																						
7,000 G	9,000 G	1,00 M	8,1755000 G	-36.09	-23.09																																																																																						
Start	Stop	RBW	Freq	PwrAbs	ΔLimit																																																																																						
[Hz]	[Hz]	[Hz]	[Hz]	[dBm]	[dB]																																																																																						
30,000 M	1,000 G	1,00 M	867,580000 M	-41.93	-28.93																																																																																						
1,000 G	3,845 G	1,00 M	1,072459 G	-40.92	-27.92																																																																																						
3,845 G	3,000 G	1,00 M	3,933042 G	-32.60	-19.60																																																																																						
3,000 G	7,000 G	1,00 M	3,5770000 G	-37.13	-24.13																																																																																						
7,000 G	13,600 G	1,00 M	10,224925 G	-34.57	-21.57																																																																																						
13,600 G	19,100 G	1,00 M	15,332363 G	-25.16	-12.16																																																																																						



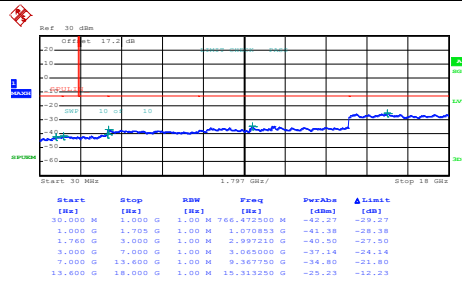
WCDMA Band IV (RMC 12.2Kbps)

Lowest Channel



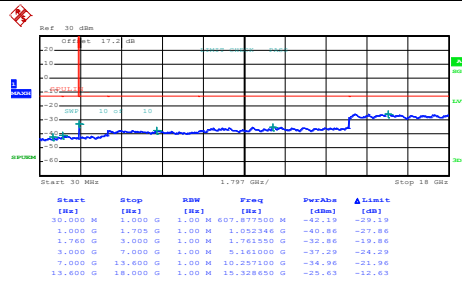
Date: 31.MAR.2020 16:19:16

Middle Channel



Date: 31.MAR.2020 16:20:05

Highest Channel



Date: 31.MAR.2020 16:20:55



Frequency Stability

Test Conditions	Middle Channel	WCDMA Band V (RMC 12.2Kbps)	Limit 2.5ppm
Temperature (°C)	Voltage (Volt)	Deviation (ppm)	Result
50	Normal Voltage	0.0167	PASS
40	Normal Voltage	0.0155	
30	Normal Voltage	0.0143	
20(Ref.)	Normal Voltage	0.0000	
10	Normal Voltage	0.0000	
0	Normal Voltage	0.0024	
-10	Normal Voltage	0.0024	
-20	Normal Voltage	0.0036	
-30	Normal Voltage	0.0048	
20	Maximum Voltage	0.0132	
20	Normal Voltage	0.0000	
20	Battery End Point	0.0024	

Test Conditions	Middle Channel	WCDMA Band II (RMC 12.2Kbps)	Limit Note 2.
Temperature (°C)	Voltage (Volt)	Deviation (ppm)	Result
50	Normal Voltage	0.0000	PASS
40	Normal Voltage	0.0005	
30	Normal Voltage	0.0005	
20(Ref.)	Normal Voltage	0.0000	
10	Normal Voltage	0.0021	
0	Normal Voltage	0.0011	
-10	Normal Voltage	0.0027	
-20	Normal Voltage	0.0037	
-30	Normal Voltage	0.0043	
20	Maximum Voltage	0.0000	
20	Normal Voltage	0.0000	
20	Battery End Point	0.0005	



Test Conditions	Middle Channel	WCDMA Band IV (RMC 12.2Kbps)	Limit Note 2.
Temperature (°C)	Voltage (Volt)	Deviation (ppm)	Result
50	Normal Voltage	0.0040	PASS
40	Normal Voltage	0.0017	
30	Normal Voltage	0.0023	
20(Ref.)	Normal Voltage	0.0000	
10	Normal Voltage	0.0000	
0	Normal Voltage	0.0006	
-10	Normal Voltage	0.0185	
-20	Normal Voltage	0.0196	
-30	Normal Voltage	0.0208	
20	Maximum Voltage	0.0012	
20	Normal Voltage	0.0000	
20	Battery End Point	0.0006	

Note:

1. Normal Voltage = 3.8V. ; Battery End Point (BEP) = 3.5 V. ; Maximum Voltage =4.2 V
2. The frequency fundamental emissions stay within the authorized frequency block.



Appendix B. Test Results of ERP/EIRP and Radiated Test

ERP/EIRP

Channel	Mode	Conducted		ERP	
		Power (dBm)	Power (Watts)	ERP(dBm)	ERP(W)
Lowest	GSM850 GPRS class 8 (GT - LC = 1.4 dB)	33.82	2.4099	33.07	2.0277
Middle		33.99	2.5061	33.24	2.1086
Highest		33.92	2.4660	33.17	2.0749
Lowest	GSM850 EDGE class 8 (GT - LC = 1.4 dB)	27.11	0.5140	26.36	0.4325
Middle		26.77	0.4753	26.02	0.3999
Highest		26.90	0.4898	26.15	0.4121
Lowest	WCDMA Band V RMC 12.2Kbps (GT - LC = 1.4 dB)	25.30	0.3388	24.55	0.2851
Middle		25.27	0.3365	24.52	0.2831
Highest		25.01	0.3170	24.26	0.2667
Limit	ERP < 7W	Result		PASS	

Channel	Mode	Conducted		EIRP	
		Power (dBm)	Power (Watts)	EIRP(dBm)	EIRP(W)
Lowest	GSM1900 GPRS class 8 (GT - LC = 0.7 dB)	31.49	1.4093	32.19	1.6558
Middle		31.43	1.3900	32.13	1.6331
Highest		30.84	1.2134	31.54	1.4256
Lowest	GSM1900 EDGE class 8 (GT - LC = 0.7 dB)	27.36	0.5445	28.06	0.6397
Middle		27.22	0.5272	27.92	0.6194
Highest		27.49	0.5610	28.19	0.6592
Lowest	WCDMA Band II RMC 12.2Kbps (GT - LC = 3.1 dB)	23.98	0.2500	27.08	0.5105
Middle		23.78	0.2388	26.88	0.4875
Highest		23.70	0.2344	26.80	0.4786
Limit	EIRP < 2W	Result		PASS	

Channel	Mode	Conducted		EIRP	
		Power (dBm)	Power (Watts)	EIRP(dBm)	EIRP(W)
Lowest	WCDMA Band IV RMC 12.2Kbps (GT - LC = 3.1 dB)	24.49	0.2812	27.59	0.5741
Middle		24.25	0.2661	27.35	0.5433
Highest		24.38	0.2742	27.48	0.5598
Limit	EIRP < 1W	Result		PASS	



Radiated Spurious Emission

GSM 850

GSM 850									
Channel	Frequency (MHz)	ERP (dBm)	Limit (dBm)	Over Limit (dB)	SPA Reading (dBm)	S.G. Power (dBm)	TX Cable loss (dB)	TX Antenna Gain (dBi)	Polarization (H/V)
Lowest	1648	-40.94	-13	-27.94	-51.48	-47.89	0.53	9.63	H
	2472	-48.59	-13	-35.59	-62.54	-56.57	0.65	10.78	H
	4120	-53.09	-13	-40.09	-71.05	-62.43	0.86	12.35	H
	1648	-44.11	-13	-31.11	-54.36	-51.06	0.53	9.63	V
	2472	-45.69	-13	-32.69	-60.13	-53.67	0.65	10.78	V
	4120	-51.74	-13	-38.74	-70.88	-61.08	0.86	12.35	V
Middle	1672	-42.17	-13	-29.17	-52.83	-49.17	0.53	9.68	H
	2512	-44.51	-13	-31.51	-58.48	-52.51	0.66	10.81	H
	4184	-47.45	-13	-34.45	-65.52	-56.79	0.84	12.33	H
	1672	-44.98	-13	-31.98	-55.24	-51.98	0.53	9.68	V
	2512	-41.28	-13	-28.28	-55.66	-49.28	0.66	10.81	V
	4184	-47.33	-13	-34.33	-66.63	-56.67	0.84	12.33	V
Highest	1696	-43.28	-13	-30.28	-54.21	-50.33	0.53	9.73	H
	2544	-48.65	-13	-35.65	-62.69	-56.66	0.67	10.83	H
	4248	-47.04	-13	-34.04	-65.32	-56.35	0.84	12.30	H
	1696	-43.56	-13	-30.56	-53.87	-50.61	0.53	9.73	V
	2544	-46.05	-13	-33.05	-60.46	-54.06	0.67	10.83	V
	4248	-48.69	-13	-35.69	-68.24	-58	0.84	12.30	V

Remark: Spurious emissions within 30-1000MHz were found more than 20dB below limit line.



EDGE 850

EDGE 850									
Channel	Frequency (MHz)	ERP (dBm)	Limit (dBm)	Over Limit (dB)	SPA Reading (dBm)	S.G. Power (dBm)	TX Cable loss (dB)	TX Antenna Gain (dBi)	Polarization (H/V)
Lowest	1648	-55.99	-13	-42.99	-66.53	-62.94	0.53	9.63	H
	2472	-58.29	-13	-45.29	-72.24	-66.27	0.65	10.78	H
	3296	-57.87	-13	-44.87	-74.56	-66.95	0.76	11.99	H
	1648	-53.17	-13	-40.17	-63.42	-60.12	0.53	9.63	V
	2472	-56.26	-13	-43.26	-70.7	-64.24	0.65	10.78	V
	3296	-58.02	-13	-45.02	-74.68	-67.1	0.76	11.99	V
Middle	1672	-53.63	-13	-40.63	-64.29	-60.63	0.53	1672	H
	2512	-57.53	-13	-44.53	-71.5	-65.53	0.66	2512	H
	3344	-57.83	-13	-44.83	-74.6	-67.05	0.76	3344	H
	1672	-54.19	-13	-41.19	-64.45	-61.19	1672	-54.19	V
	2512	-52.12	-13	-39.12	-66.5	-60.12	2512	-52.12	V
	3344	-58.31	-13	-45.31	-74.89	-67.53	3344	-58.31	V
Highest	1696	-48.48	-13	-35.48	-59.41	-55.53	0.53	1696	H
	2544	-58.90	-13	-45.90	-72.94	-66.91	0.67	2544	H
	4248	-57.05	-13	-44.05	-75.33	-66.36	0.84	4248	H
	1696	-51.29	-13	-38.29	-61.6	-58.34	0.53	1696	V
	2544	-58.14	-13	-45.14	-72.55	-66.15	0.67	2544	V
	4248	-55.99	-13	-42.99	-75.54	-65.3	0.84	4248	V

Remark: Spurious emissions within 30-1000MHz were found more than 20dB below limit line.



WCDMA 850

WCDMA 850									
Channel	Frequency (MHz)	ERP (dBm)	Limit (dBm)	Over Limit (dB)	SPA Reading (dBm)	S.G. Power (dBm)	TX Cable loss (dB)	TX Antenna Gain (dBi)	Polarization (H/V)
Lowest	1652	-62.18	-13	-49.18	-72.72	-69.14	0.53	9.63	H
	2479	-59.74	-13	-46.74	-73.71	-67.72	0.65	10.78	H
	3305	-58.21	-13	-45.21	-74.9	-67.32	0.76	12.02	H
	1652	-62.90	-13	-49.90	-73.15	-69.86	0.53	9.63	V
	2479	-59.71	-13	-46.71	-74.17	-67.69	0.65	10.78	V
	3305	-58.17	-13	-45.17	-74.83	-67.28	0.76	12.02	V
Middle	1672	-59.27	-13	-46.27	-69.93	-66.27	0.53	9.68	H
	2509	-60.26	-13	-47.26	-74.23	-68.26	0.66	10.81	H
	3345	-58.26	-13	-45.26	-75.06	-67.48	0.76	12.14	H
	1672	-60.53	-13	-47.53	-70.79	-67.53	0.53	9.68	V
	2509	-59.73	-13	-46.73	-74.11	-67.73	0.66	10.81	V
	3345	-57.67	-13	-44.67	-74.21	-66.89	0.76	12.14	V
Highest	1696	-59.11	-13	-46.11	-70.04	-66.16	0.53	1696	H
	2544	-59.62	-13	-46.62	-73.66	-67.63	0.67	2544	H
	3393	-57.40	-13	-44.40	-74.29	-66.76	0.77	3393	H
	1696	-59.52	-13	-46.52	-69.83	-66.57	0.53	1696	V
	2544	-59.09	-13	-46.09	-73.5	-67.1	0.67	2544	V
	3393	-58.03	-13	-45.03	-74.51	-67.39	0.77	3393	V

Remark: Spurious emissions within 30-1000MHz were found more than 20dB below limit line.



GSM 1900

GSM 1900									
Channel	Frequency (MHz)	EIRP (dBm)	Limit (dBm)	Over Limit (dB)	SPA Reading (dBm)	S.G. Power (dBm)	TX Cable loss (dB)	TX Antenna Gain (dBi)	Polarization (H/V)
Lowest	3702	-35.50	-13	-22.50	-52.9	-47.29	0.72	12.52	H
	5550	-36.88	-13	-23.88	-59.25	-49.05	1.00	13.17	H
	7398	-52.32	-13	-39.32	-77.86	-61.72	1.18	10.58	H
	3702	-35.79	-13	-22.79	-54.36	-47.58	0.72	12.52	V
	5550	-34.38	-13	-21.38	-56.84	-46.55	1.00	13.17	V
	7398	-52.19	-13	-39.19	-77.52	-61.59	1.18	10.58	V
Middle	3762	-31.35	-13	-18.35	-48.91	-43.16	0.69	12.50	H
	5640	-33.81	-13	-20.81	-56.14	-45.94	0.98	13.12	H
	7518	-51.44	-13	-38.44	-76.85	-60.71	1.18	10.45	H
	3762	-36.58	-13	-23.58	-55.35	-48.39	0.69	12.50	V
	5640	-38.55	-13	-25.55	-61.05	-50.68	0.98	13.12	V
	7518	-51.64	-13	-38.64	-77.1	-60.91	1.18	10.45	V
Highest	3822	-39.38	-13	-26.38	-57.06	-51.16	0.69	12.47	H
	5730	-37.85	-13	-24.85	-60.25	-49.92	0.99	13.06	H
	7638	-51.12	-13	-38.12	-76.81	-60.72	1.18	10.79	H
	3822	-34.01	-13	-21.01	-52.91	-45.79	0.69	12.47	V
	5730	-35.25	-13	-22.25	-57.86	-47.32	0.99	13.06	V
	7638	-51.81	-13	-38.81	-77.25	-61.41	1.18	10.79	V

Remark: Spurious emissions within 30-1000MHz were found more than 20dB below limit line.



EDGE 1900

EDGE 1900									
Channel	Frequency (MHz)	EIRP (dBm)	Limit (dBm)	Over Limit (dB)	SPA Reading (dBm)	S.G. Power (dBm)	TX Cable loss (dB)	TX Antenna Gain (dBi)	Polarization (H/V)
Lowest	3702	-44.20	-13	-31.20	-61.6	-55.99	0.72	12.52	H
	5550	-40.98	-13	-27.98	-63.35	-53.15	1.00	13.17	H
	7398	-52.20	-13	-39.20	-77.74	-61.6	1.18	10.58	H
	3702	-41.13	-13	-28.13	-59.7	-52.92	0.72	12.52	V
	5550	-41.42	-13	-28.42	-63.88	-53.59	1.00	13.17	V
	7398	-52.14	-13	-39.14	-77.47	-61.54	1.18	10.58	V
Middle	3762	-43.92	-13	-30.92	-61.48	-55.73	0.69	12.50	H
	5640	-40.80	-13	-27.80	-63.13	-52.93	0.98	13.12	H
	7518	-51.89	-13	-38.89	-77.3	-61.16	1.18	10.45	H
	3762	-37.85	-13	-24.85	-56.62	-49.66	0.69	12.50	V
	5640	-42.80	-13	-29.80	-65.3	-54.93	0.98	13.12	V
	7518	-51.61	-13	-38.61	-77.07	-60.88	1.18	10.45	V
Highest	3822	-41.57	-13	-28.57	-59.25	-53.35	0.69	12.47	H
	5730	-42.01	-13	-29.01	-64.41	-54.08	0.99	13.06	H
	7638	-51.24	-13	-38.24	-76.93	-60.84	1.18	10.79	H
	3822	-35.91	-13	-22.91	-54.81	-47.69	0.69	12.47	V
	5730	-43.59	-13	-30.59	-66.2	-55.66	0.99	13.06	V
	7638	-51.12	-13	-38.12	-76.56	-60.72	1.18	10.79	V

Remark: Spurious emissions within 30-1000MHz were found more than 20dB below limit line.



WCDMA 1900

WCDMA 1900									
Channel	Frequency (MHz)	EIRP (dBm)	Limit (dBm)	Over Limit (dB)	SPA Reading (dBm)	S.G. Power (dBm)	TX Cable loss (dB)	TX Antenna Gain (dBi)	Polarization (H/V)
Lowest	3704	-57.23	-13	-44.23	-74.63	-69.02	0.72	12.52	H
	5557	-54.44	-13	-41.44	-76.79	-66.61	1.00	13.17	H
	7409	-52.36	-13	-39.36	-77.87	-61.74	1.18	10.56	H
	3704	-55.76	-13	-42.76	-74.33	-67.55	0.72	12.52	V
	5557	-54.49	-13	-41.49	-76.96	-66.66	1.00	13.17	V
	7409	-52.62	-13	-39.62	-77.98	-62	1.18	10.56	V
Middle	3760	-56.47	-13	-43.47	-74.03	-68.28	0.69	12.50	H
	5640	-54.23	-13	-41.23	-76.56	-66.36	0.98	13.12	H
	7520	-51.77	-13	-38.77	-77.19	-61.05	1.18	10.46	H
	3760	-55.51	-13	-42.51	-74.28	-67.32	0.69	12.50	V
	5640	-54.03	-13	-41.03	-76.53	-66.16	0.98	13.12	V
	7520	-51.70	-13	-38.70	-77.17	-60.98	1.18	10.46	V
Highest	3816	-24.31	-13	-11.31	-41.99	-36.1	0.69	12.47	H
	5718	-36.87	-13	-23.87	-59.28	-48.95	0.99	13.07	H
	7632	-46.51	-13	-33.51	-72.2	-56.1	1.18	10.77	H
	3816	-26.46	-13	-13.46	-45.36	-38.25	0.69	12.47	V
	5718	-37.34	-13	-24.34	-59.96	-49.42	0.99	13.07	V
	7632	-44.30	-13	-31.30	-69.74	-53.89	1.18	10.77	V

Remark: Spurious emissions within 30-1000MHz were found more than 20dB below limit line.



WCDMA 1700

WCDMA 1700									
Channel	Frequency (MHz)	EIRP (dBm)	Limit (dBm)	Over Limit (dB)	SPA Reading (dBm)	S.G. Power (dBm)	TX Cable loss (dB)	TX Antenna Gain (dBi)	Polarization (H/V)
Lowest	3424	-57.26	-13	-44.26	-74.86	-68.86	0.77	12.37	H
	5137	-56.36	-13	-43.36	-77.35	-67.86	0.97	12.47	H
	6849	-53.77	-13	-40.77	-77.74	-64.58	0.83	11.63	H
	3424	-57.36	-13	-44.36	-74.77	-68.96	0.77	12.37	V
	5137	-56.01	-13	-43.01	-77.17	-67.51	0.97	12.47	V
	6849	-52.91	-13	-39.91	-77.35	-63.72	0.83	11.63	V
Middle	3465	-32.22	-13	-19.22	-49.84	-43.94	0.78	12.50	H
	5197	-45.29	-13	-32.29	-66.46	-56.89	0.99	12.59	H
	6930	-46.82	-13	-33.82	-71	-57.27	1.01	11.45	H
	3465	-36.66	-13	-23.66	-54.67	-48.38	0.78	12.50	V
	5197	-44.46	-13	-31.46	-65.79	-56.06	0.99	12.59	V
	6930	-45.72	-13	-32.72	-70.28	-56.17	1.01	11.45	V
Highest	3468	-30.64	-13	-17.64	-48.26	-42.37	0.78	12.50	H
	5202	-41.78	-13	-28.78	-62.95	-53.39	0.99	12.60	H
	6930	-45.96	-13	-32.96	-70.14	-56.41	1.01	11.45	H
	3468	-32.65	-13	-19.65	-50.66	-44.38	0.78	12.50	V
	5202	-43.39	-13	-30.39	-64.72	-55	0.99	12.60	V
	6930	-47.37	-13	-34.37	-71.93	-57.82	1.01	11.45	V

Remark: Spurious emissions within 30-1000MHz were found more than 20dB below limit line.