

#01_HAC_E_WLAN2.4GHz_802.11b 1Mbps_Ch1

Communication System: 802.11b ; Frequency: 2412 MHz; Duty Cycle: 1:2.29087

Medium: Air Medium parameters used: $\sigma = 0$ S/m, $\epsilon_r = 1$; $\rho = 0$ kg/m³

Ambient Temperature : 23.4 °C

DASY5 Configuration

- Probe: EF3DV3 - SN4047; ConvF(1, 1, 1); Calibrated: 2018/1/8;
- Sensor-Surface: (Fix Surface)
- Electronics: DAE4 Sn854; Calibrated: 2017/5/2
- Phantom: HAC Test Arch with AMCC; Type: SD HAC P01 BA;
- Measurement SW: DASY52, Version 52.8 (8); SEMCAD X Version 14.6.10 (7373)

E Scan - ER3D: 15 mm from Probe Center to the Device/Hearing Aid Compatibility Test

(101x101x1): Interpolated grid: dx=0.5000 mm, dy=0.5000 mm

Device Reference Point: 0, 0, -6.3 mm

Reference Value = 39.96 V/m; Power Drift = -0.04 dB

Applied MIF = -2.02 dB

RF audio interference level = 30.09 dBV/m

Emission category: M3

MIF scaled E-field


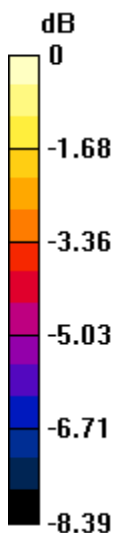
Grid 1 M4 26.66 dBV/m	Grid 2 M4 27.09 dBV/m	Grid 3 M4 27 dBV/m
Grid 4 M4 28.06 dBV/m	Grid 5 M4 29.05 dBV/m	Grid 6 M4 28.91 dBV/m
Grid 7 M4 29.67 dBV/m	Grid 8 M3 30.09 dBV/m	Grid 9 M4 29.47 dBV/m

Cursor:

Total = 30.09 dBV/m

E Category: M3

Location: 3, 25, 7.7 mm



0 dB = 31.94 V/m = 30.09 dBV/m

#02_HAC_E_WLAN2.4GHz_802.11b 1Mbps_Ch6

Communication System: 802.11b ; Frequency: 2437 MHz;Duty Cycle: 1:2.29087

Medium: Air Medium parameters used: $\sigma = 0$ S/m, $\epsilon_r = 1$; $\rho = 0$ kg/m³

Ambient Temperature : 23.4 °C

DASY5 Configuration

- Probe: EF3DV3 - SN4047; ConvF(1, 1, 1); Calibrated: 2018/1/8;
- Sensor-Surface: (Fix Surface)
- Electronics: DAE4 Sn854; Calibrated: 2017/5/2
- Phantom: HAC Test Arch with AMCC; Type: SD HAC P01 BA;
- Measurement SW: DASY52, Version 52.8 (8); SEMCAD X Version 14.6.10 (7373)

E Scan - ER3D: 15 mm from Probe Center to the Device/Hearing Aid Compatibility Test

(101x101x1): Interpolated grid: dx=0.5000 mm, dy=0.5000 mm

Device Reference Point: 0, 0, -6.3 mm

Reference Value = 43.21 V/m; Power Drift = -0.02 dB

Applied MIF = -2.02 dB

RF audio interference level = 30.37 dBV/m

Emission category: M3

MIF scaled E-field


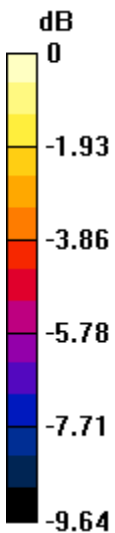
Grid 1 M4 26.32 dBV/m	Grid 2 M4 26.94 dBV/m	Grid 3 M4 26.72 dBV/m
Grid 4 M4 28.27 dBV/m	Grid 5 M4 29.32 dBV/m	Grid 6 M4 29.1 dBV/m
Grid 7 M4 29.9 dBV/m	Grid 8 M3 30.37 dBV/m	Grid 9 M4 29.65 dBV/m

Cursor:

Total = 30.37 dBV/m

E Category: M3

Location: 1, 25, 7.7 mm



0 dB = 32.98 V/m = 30.37 dBV/m

#03_HAC_E_WLAN2.4GHz_802.11b 1Mbps_Ch11

Communication System: 802.11b; Frequency: 2462 MHz; Duty Cycle: 1:2.29087

Medium: Air Medium parameters used: $\sigma = 0$ S/m, $\epsilon_r = 1$; $\rho = 0$ kg/m³

Ambient Temperature : 23.4 °C

DASY5 Configuration

- Probe: EF3DV3 - SN4047; ConvF(1, 1, 1); Calibrated: 2018/1/8;
- Sensor-Surface: (Fix Surface)
- Electronics: DAE4 Sn854; Calibrated: 2017/5/2
- Phantom: HAC Test Arch with AMCC; Type: SD HAC P01 BA;
- Measurement SW: DASY52, Version 52.8 (8); SEMCAD X Version 14.6.10 (7373)

E Scan - ER3D: 15 mm from Probe Center to the Device/Hearing Aid Compatibility Test

(101x101x1): Interpolated grid: dx=0.5000 mm, dy=0.5000 mm

Device Reference Point: 0, 0, -6.3 mm

Reference Value = 41.15 V/m; Power Drift = 0.10 dB

Applied MIF = -2.02 dB

RF audio interference level = 30.45 dBV/m

Emission category: M3

MIF scaled E-field


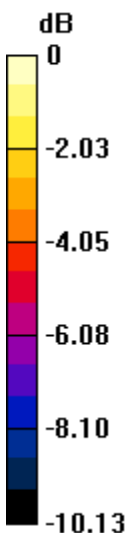
Grid 1 M4 26.32 dBV/m	Grid 2 M4 27.09 dBV/m	Grid 3 M4 27.09 dBV/m
Grid 4 M4 28.31 dBV/m	Grid 5 M4 29.34 dBV/m	Grid 6 M4 29.12 dBV/m
Grid 7 M4 29.91 dBV/m	Grid 8 M3 30.45 dBV/m	Grid 9 M4 29.65 dBV/m

Cursor:

Total = 30.45 dBV/m

E Category: M3

Location: 2, 25, 7.7 mm



0 dB = 33.30 V/m = 30.45 dBV/m

#04_HAC_E_WLAN2.4GHz_802.11g_6Mbps_Ch1

Communication System: 802.11g ; Frequency: 2412 MHz;Duty Cycle: 1:12.5893

Medium: Air Medium parameters used: $\sigma = 0$ S/m, $\epsilon_r = 1$; $\rho = 0$ kg/m³

Ambient Temperature : 23.4 °C

DASY5 Configuration

- Probe: EF3DV3 - SN4047; ConvF(1, 1, 1); Calibrated: 2018/1/8;
- Sensor-Surface: (Fix Surface)
- Electronics: DAE4 Sn854; Calibrated: 2017/5/2
- Phantom: HAC Test Arch with AMCC; Type: SD HAC P01 BA;
- Measurement SW: DASY52, Version 52.8 (8); SEMCAD X Version 14.6.10 (7373)

E Scan - ER3D: 15 mm from Probe Center to the Device/Hearing Aid Compatibility Test

(101x101x1): Interpolated grid: dx=0.5000 mm, dy=0.5000 mm

Device Reference Point: 0, 0, -6.3 mm

Reference Value = 28.71 V/m; Power Drift = 0.02 dB

Applied MIF = 0.12 dB

RF audio interference level = 29.05 dBV/m

Emission category: M4

MIF scaled E-field


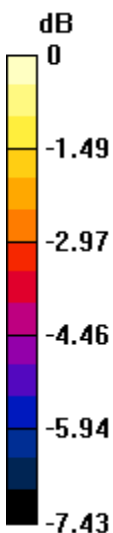
Grid 1 M4 25.5 dBV/m	Grid 2 M4 26.07 dBV/m	Grid 3 M4 25.8 dBV/m
Grid 4 M4 27.02 dBV/m	Grid 5 M4 28.05 dBV/m	Grid 6 M4 28.05 dBV/m
Grid 7 M4 28.57 dBV/m	Grid 8 M4 29.05 dBV/m	Grid 9 M4 28.69 dBV/m

Cursor:

Total = 29.05 dBV/m

E Category: M4

Location: -3, 23.5, 7.7 mm



0 dB = 28.34 V/m = 29.05 dBV/m

#05_HAC_E_WLAN2.4GHz_802.11g_6Mbps_Ch6

Communication System: 802.11g ; Frequency: 2437 MHz;Duty Cycle: 1:12.5893

Medium: Air Medium parameters used: $\sigma = 0$ S/m, $\epsilon_r = 1$; $\rho = 0$ kg/m³

Ambient Temperature : 23.4 °C

DASY5 Configuration

- Probe: EF3DV3 - SN4047; ConvF(1, 1, 1); Calibrated: 2018/1/8;
- Sensor-Surface: (Fix Surface)
- Electronics: DAE4 Sn854; Calibrated: 2017/5/2
- Phantom: HAC Test Arch with AMCC; Type: SD HAC P01 BA;
- Measurement SW: DASY52, Version 52.8 (8); SEMCAD X Version 14.6.10 (7373)

E Scan - ER3D: 15 mm from Probe Center to the Device/Hearing Aid Compatibility Test

(101x101x1): Interpolated grid: dx=0.5000 mm, dy=0.5000 mm

Device Reference Point: 0, 0, -6.3 mm

Reference Value = 44.93 V/m; Power Drift = -0.02 dB

Applied MIF = 0.12 dB

RF audio interference level = 32.27 dBV/m

Emission category: M3

MIF scaled E-field


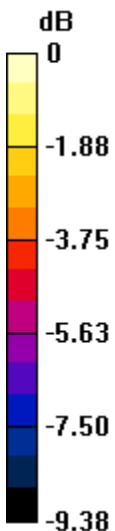
Grid 1 M4 28.3 dBV/m	Grid 2 M4 29.09 dBV/m	Grid 3 M4 29.09 dBV/m
Grid 4 M3 30.18 dBV/m	Grid 5 M3 31.67 dBV/m	Grid 6 M3 31.55 dBV/m
Grid 7 M3 31.62 dBV/m	Grid 8 M3 32.27 dBV/m	Grid 9 M3 31.83 dBV/m

Cursor:

Total = 32.27 dBV/m

E Category: M3

Location: -0.5, 25, 7.7 mm



0 dB = 41.06 V/m = 32.27 dBV/m

#06_HAC_E_WLAN2.4GHz_802.11g_6Mbps_Ch11

Communication System: 802.11g ; Frequency: 2462 MHz;Duty Cycle: 1:12.5893

Medium: Air Medium parameters used: $\sigma = 0$ S/m, $\epsilon_r = 1$; $\rho = 0$ kg/m³

Ambient Temperature : 23.4 °C

DASY5 Configuration

- Probe: EF3DV3 - SN4047; ConvF(1, 1, 1); Calibrated: 2018/1/8;
- Sensor-Surface: (Fix Surface)
- Electronics: DAE4 Sn854; Calibrated: 2017/5/2
- Phantom: HAC Test Arch with AMCC; Type: SD HAC P01 BA;
- Measurement SW: DASY52, Version 52.8 (8); SEMCAD X Version 14.6.10 (7373)

E Scan - ER3D: 15 mm from Probe Center to the Device/Hearing Aid Compatibility Test

(101x101x1): Interpolated grid: dx=0.5000 mm, dy=0.5000 mm

Device Reference Point: 0, 0, -6.3 mm

Reference Value = 27.03 V/m; Power Drift = -0.13 dB

Applied MIF = 0.12 dB

RF audio interference level = 27.65 dBV/m

Emission category: M4

MIF scaled E-field


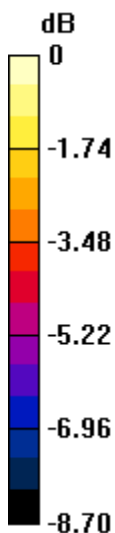
Grid 1 M4 23.69 dBV/m	Grid 2 M4 24.46 dBV/m	Grid 3 M4 24.46 dBV/m
Grid 4 M4 25.44 dBV/m	Grid 5 M4 27.01 dBV/m	Grid 6 M4 26.9 dBV/m
Grid 7 M4 27.06 dBV/m	Grid 8 M4 27.65 dBV/m	Grid 9 M4 27.16 dBV/m

Cursor:

Total = 27.65 dBV/m

E Category: M4

Location: 0, 25, 7.7 mm



0 dB = 24.11 V/m = 27.65 dBV/m