


PHOTOGRAPHS OF THE TEST CONFIGURATION

Conducted Emission Test (Mode A, E)



Conducted Emission Test (Mode B)





Conducted Emission Test (Mode C)





Conducted Emission Test (Mode D)





Radiated Emission Test below 1GHz (Test Mode A, E)





Radiated Emission Test below 1GHz (Test Mode B)




Radiated Emission Test below 1GHz (Test Mode C)



Radiated Emission Test below 1GHz (Test Mode D)



Radiated Emission Test above 1GHz



DFS

Set UUT as Client without radar detection mode (Radar injected into Master)

