

Appendix D. Setup Photographs

<Conducted Emission>


Remote View





Rear View




<Radiated Emission>**Tx Mode Sample 1 with Battery 1****From 9kHz~30MHz****From 30MHz~1GHz**


<Radiated Emission>

Tx Mode Sample 2 with Battery 1

From 9kHz~30MHz




From 30MHz~1GHz




<Radiated Emission>

Tx Mode Sample 1 with Battery 2

From 9kHz~30MHz




From 30MHz~1GHz




<Radiated Emission>

Tx Mode Sample 1 with Battery 3

From 9kHz~30MHz



From 30MHz~1GHz



————THE END————