



## Appendix D. Photographs of EUT and Setup

# FCC SAR Test Report

## <Photographs of EUT>



**EUT 1 – Front View**



**EUT 1 – Rear View**



**EUT 1 + Power back – Front View**



**EUT 1 + Power back – Rear View**



**Holster (short) – Front View**



**Holster (short) – Rear View**



**EUT 3 – Front View**



**EUT 3 – Rear View**



**EUT 3 + Power back – Front View**



**EUT 3 + Power back – Rear View**



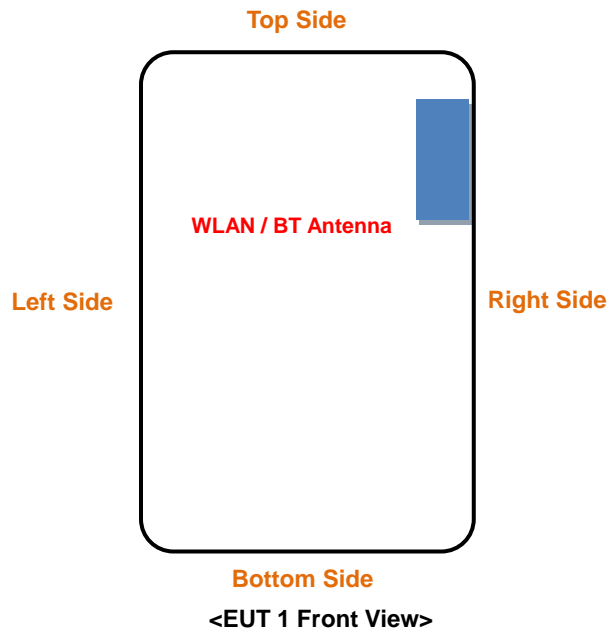
**Holster (long) – Front View**



**Holster (long) – Rear View**

# FCC SAR Test Report

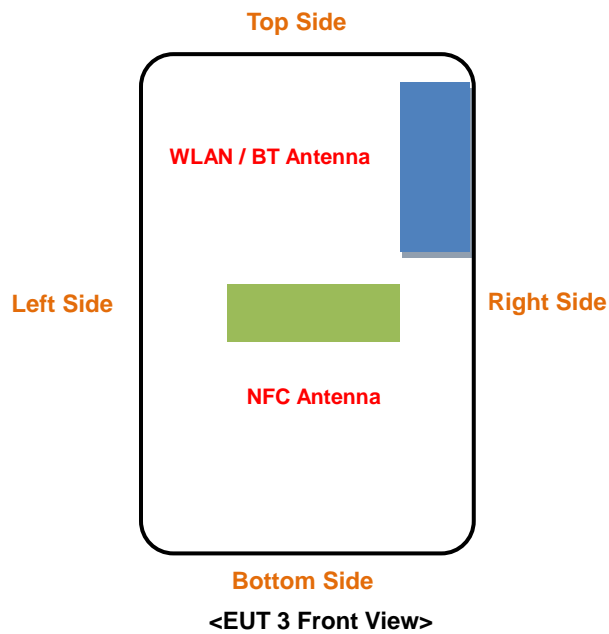
## <Antenna Location>



The separation distance for antenna to edge:

Antenna	To Top Side (mm)	To Bottom Side (mm)	To Left Side (mm)	To Right Side (mm)
WLAN / BT	18	95	60	4

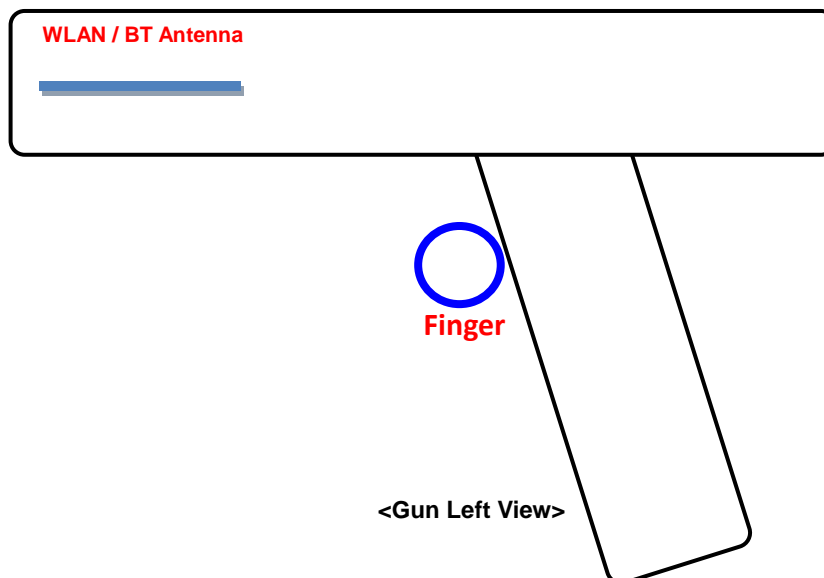
# FCC SAR Test Report



The separation distance for antenna to edge:

Antenna	To Top Side (mm)	To Bottom Side (mm)	To Left Side (mm)	To Right Side (mm)
WLAN / BT	10	85	56	4
NFC Ant	8	18	10	10

<For Limbs \_ Antenna Location>




The separation distance for antenna to edge:

Antenna	To Finger (mm)
WLAN / BT	38.5


**<Photographs of SAR Setup>**

**For EUT 1 & EUT 2**


	
<p><b>Head - Left Cheek w/ Power Pack</b></p>	<p><b>Body worn - Rear Face of EUT at 15 mm w/ Power Pack</b></p>
	
<p><b>Holster - (Front) Top join of EUT at 0 mm w/ Power Pack</b></p>	<p><b>Gun - Right Side of EUT at 0 mm</b></p>

# FCC SAR Test Report

For EUT 3








# FCC SAR Test Report





**FCC SAR Test Report**

	
<p><b>Holster - (Front) Bottom join of EUT at 0 mm</b></p>	<p><b>Holster - (Rear) Bottom join of EUT at 0 mm</b></p>
	
<p><b>Holster - (Front) Top join of EUT at 0 mm</b></p>	<p><b>Holster - (Rear) Top join of EUT at 0 mm</b></p>
	
<p><b>Holster - (Front) Top join of EUT at 0 mm w/ Power Pack</b></p>	