



## Appendix D. Photographs of EUT and Setup

<Photographs of EUT>



EUT – Front View



EUT – Rear View



Hoster – Front View



Hoster –Rear View







**Arm – Front View**



**Arm – Rear View**



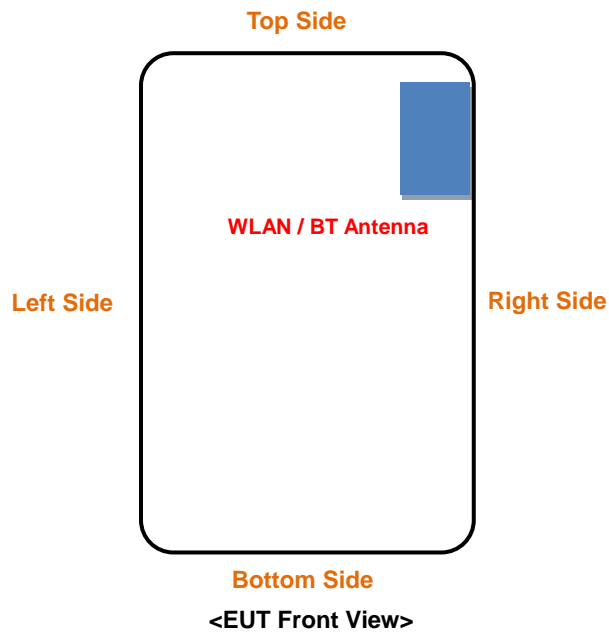
**Gun – Front View**



**Gun –Rear View**

# FCC SAR Test Report

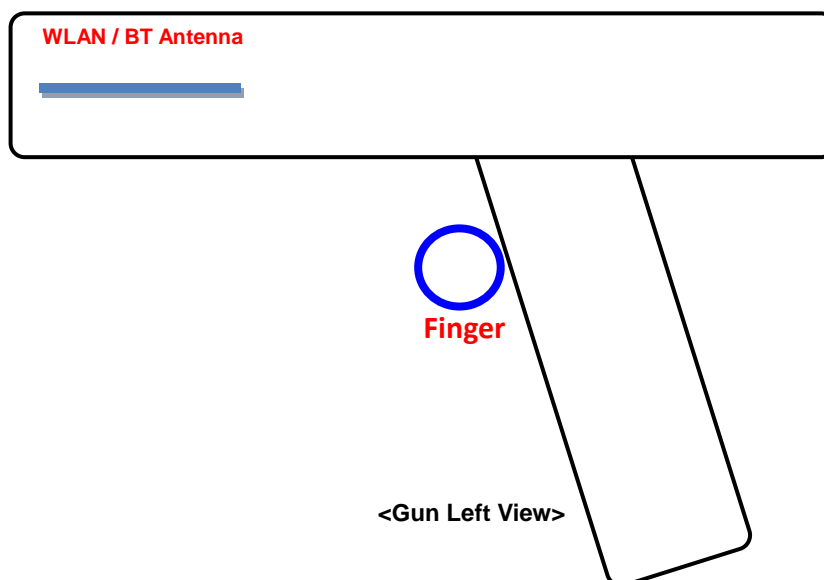
## <Antenna Location>



The separation distance for antenna to edge:

Antenna	To Top Side (mm)	To Bottom Side (mm)	To Left Side (mm)	To Right Side (mm)
WLAN / BT	17.95	95.76	66.05	3.21

## < For Limbs \_ Antenna Location >




The separation distance for antenna to edge:




Antenna	To Finger (mm)
WLAN / BT	38.5

# FCC SAR Test Report








## <Photographs of SAR Setup>



# FCC SAR Test Report

	
<p><b>Body worn - Front Face of EUT at 15 mm</b></p>	<p><b>Body worn - Rear Face of EUT at 15 mm</b></p>
	
<p><b>Body worn - Rear Face of EUT at 15 mm With Power Pack</b></p>	


FCC SAR Test Report

	
<p><b>Holster - (Front) Bottom join of EUT at 0 mm</b></p>	<p><b>Holster - (Rear) Bottom join of EUT at 0 mm</b></p>
	
<p><b>Holster - (Front) Top join of EUT at 0 mm</b></p>	<p><b>Holster - (Rear) Top join of EUT at 0 mm</b></p>
	
<p><b>Holster - (Front) Top join of EUT at 0 mm With Power Pack</b></p>	

# FCC SAR Test Report



**Arm Mount - Rear Face of EUT at 0 mm**



**Gun - Right Side of EUT at 0 mm**