



FCC RADIO TEST REPORT

FCC ID : UZ7RTL10B1
Equipment : Tablet
Brand Name : Zebra
Model Name : RTL10B1
Applicant : Zebra Technologies Corporation
1 Zebra Plaza, Holtsville, NY 11742
Manufacturer : Zebra Technologies Corporation
1 Zebra Plaza, Holtsville, NY 11742
Standard : FCC Part 15 Subpart E §15.407

The product was received on Feb. 22, 2019 and testing was started from Mar. 24, 2019 and completed on May 07, 2019. We, SPORTON INTERNATIONAL INC., EMC & Wireless Communications Laboratory, would like to declare that the tested sample has been evaluated in accordance with the test procedures and has been in compliance with the applicable technical standards.

The report must not be used by the client to claim product certification, approval, or endorsement by TAF or any agency of government.

The test results in this report apply exclusively to the tested model / sample. Without written approval of SPORTON INTERNATIONAL INC. EMC & Wireless Communications Laboratory, the test report shall not be reproduced except in full.

Approved by: Jones Tsai

SPORTON INTERNATIONAL INC. EMC & Wireless Communications Laboratory

No. 52, Huaya 1st Rd., Guishan Dist., Taoyuan City, Taiwan (R.O.C.)



Table of Contents

History of this test report.....	3
Summary of Test Result.....	4
1 General Description	5
1.1 Product Feature of Equipment Under Test.....	5
1.2 Product Specification of Equipment Under Test.....	7
1.3 Modification of EUT	10
1.4 Testing Location	10
1.5 Applicable Standards.....	10
2 Test Configuration of Equipment Under Test	11
2.1 Carrier Frequency and Channel	11
2.2 Test Mode.....	13
2.3 Connection Diagram of Test System.....	26
2.4 Support Unit used in test configuration and system	28
2.5 EUT Operation Test Setup	29
2.6 Measurement Results Explanation Example.....	29
3 Test Result	30
3.1 26dB & 99% Occupied Bandwidth Measurement	30
3.2 Maximum Conducted Output Power Measurement	39
3.3 Power Spectral Density Measurement	47
3.4 Unwanted Emissions Measurement.....	57
3.5 AC Conducted Emission Measurement.....	63
3.6 Automatically Discontinue Transmission	65
3.7 Antenna Requirements	66
4 List of Measuring Equipment.....	68
5 Uncertainty of Evaluation	70
Appendix A. AC Conducted Emission Test Result	
Appendix B. Radiated Spurious Emission	
Appendix C. Radiated Spurious Emission Plots	
Appendix D. Duty Cycle Plots	
Appendix E. Setup Photographs	



History of this test report

Report No.	Version	Description	Issued Date
FR922214E	01	Initial issue of report	May 17, 2019



Summary of Test Result

Report Clause	Ref Std. Clause	Test Items	Result (PASS/FAIL)	Remark
3.1	15.403(i)	26dB Bandwidth	Pass	-
3.1	2.1049	99% Occupied Bandwidth	Reporting only	-
3.2	15.407(a)	Maximum Conducted Output Power	Pass	-
3.3	15.407(a)	Power Spectral Density	Pass	-
3.4	15.407(b)	Unwanted Emissions	Pass	Under limit 1.26 dB at 5351.760 MHz
3.5	15.207	AC Conducted Emission	Pass	Under limit 5.52 dB at 13.560 MHz
3.6	15.407(c)	Automatically Discontinue Transmission	Pass	-
3.7	15.203 15.407(a)	Antenna Requirement	Pass	-

Declaration of Conformity:

The test results with all measurement uncertainty excluded are presented in accordance with the regulation limits or requirements declared by manufacturers.

Comments and Explanations:

The declared of product specification for EUT presented in the report are provided by the manufacturer, and the manufacturer takes all the responsibilities for the accuracy of product specification.

Reviewed by: Wii Chang

Report Producer: Elise Chang



1 General Description

1.1 Product Feature of Equipment Under Test

Product Feature	
Equipment	Tablet
Brand Name	Zebra
Model Name	RTL10B1
FCC ID	UZ7RTL10B1
Sample 1	EUT with SKU 1 + Keyboard
Sample 2	EUT with SKU 1
Sample 3	EUT with SKU 2
Sample 4	EUT with SKU 3
Sample 5	EUT with SKU 4
EUT supports Radios application	WCDMA/HSPA/LTE/NFC/GNSS WLAN 11a/b/g/n HT20/HT40 WLAN 11ac VHT20/VHT40/VHT80 Bluetooth BR/EDR/LE
HW Version	DV0
SW Version	Android version 8.1.0
FW Version - Xpad	01-17-09.00-OG-U00-PLT
FW Version - Xslate	01-17-05.00-OG-U00-PRD
FW Version - Xbook	01-17-05.00-OG-U00-PRD
MFD - Xpad	19MAR01
MFD - Xslate	19MAR01
MFD - Xbook	19MAR01
EUT Stage	Identical Prototype

Remark: The above EUT's information was declared by manufacturer.

Specification of Accessories				
AC Adapter	Brand Name	Delta	Model Name	ADP-65JH HB
Spare Standard Battery 36Whr	Brand Name	XPLORE	Model Name	XLBM1
Keyboard dock	Brand Name	XPLORE	Model Name	LX-KB
Touch Pen	Brand Name	WACOM	Model Name	CP-903-05B-2
Touch Pen	Brand Name	EMPIA	Model Name	EPNB-8C1000-0000 40820A01
Touch Pen	Brand Name	HAO SHUAN	Model Name	440007



<Sample Information>

	Sample 1	Sample 2	Sample 3	Sample 4	Sample 5
DV0	SKU 1+ Keyboard	L10A - SKU1	L10A - SKU2	L10A - SKU3	L10A - SKU4
ID	Xbook	XSLATE	XPAD	XPAD	XPAD
OS	Refer Xslate	Android O	Android O	Android O	Android O
CPU		Qualcomm SDM660	Qualcomm SDM660	Qualcomm SDM660	Qualcomm SDM660
Display with touch		Panasonic EP101R1912N50 OTG 10.1" LCD (500nits)	Panasonic EP101R1912N50 OTG 10.1" LCD (500nits)	Panasonic EP101R1912N50 OTG 10.1" LCD (1000nits)	Panasonic EP101R1912N50 OTG 10.1" LCD (1000nits) with digitizer
Memory		Samsung LPDDR4 4GB Hynix LPDD4 4 GB	Samsung LPDDR4 4GB Hynix LPDD4 4 GB	Samsung LPDDR4 4GB Micron LPDD4 4 GB	Samsung LPDDR4 4GB Micron LPDD4 4 GB
eMMC		TOSHIBA 64GB	TOSHIBA 64GB	TOSHIBA 64GB	TOSHIBA 64GB
GPS		Qualcomm	Qualcomm	Qualcomm	Qualcomm
WWAN		Qualcomm	Qualcomm	Qualcomm	Qualcomm
WLAN		Qualcomm WCN3990	Qualcomm WCN3990	Qualcomm WCN3990	Qualcomm WCN3990
Antenna		WLAN*2/NFC /GPS/WWAN*2	WLAN*2/NFC /GPS/WWAN*2	WLAN*2/NFC /GPS/WWAN*2	WLAN*2/NFC /GPS/WWAN*2
Barcode Reader		No	Yes	Yes	Yes
HDMI		No	No	Yes	No
Serial Port		No	Yes	No	No



1.2 Product Specification of Equipment Under Test

Standards-related Product Specification	
Tx/Rx Frequency Range	5180 MHz ~ 5240 MHz 5260 MHz ~ 5320 MHz 5500 MHz ~ 5720 MHz
Maximum Output Power to Antenna <CDD Modes>	<5180 MHz ~ 5240 MHz> <Ant. 1> 802.11a : 16.40 dBm / 0.0437 W 802.11n HT20 : 16.10 dBm / 0.0407 W 802.11n HT40 : 16.20 dBm / 0.0417 W 802.11ac VHT20: 16.20 dBm / 0.0417 W 802.11ac VHT40: 16.30 dBm / 0.0427 W 802.11ac VHT80: 13.60 dBm / 0.0229 W <Ant. 2> 802.11a : 16.40 dBm / 0.0437 W 802.11n HT20 : 16.20 dBm / 0.0417 W 802.11n HT40 : 16.40 dBm / 0.0437 W 802.11ac VHT20: 16.30 dBm / 0.0427 W 802.11ac VHT40: 16.50 dBm / 0.0447 W 802.11ac VHT80: 14.00 dBm / 0.0251 W MIMO <Ant. 1+2> 802.11a : 19.07 dBm / 0.0807 W 802.11n HT20 : 18.91 dBm / 0.0778 W 802.11n HT40 : 18.81 dBm / 0.0760 W 802.11ac VHT20: 19.01 dBm / 0.0796 W 802.11ac VHT40: 18.86 dBm / 0.0769 W 802.11ac VHT80: 17.41 dBm / 0.0551 W
	<5260 MHz ~ 5320 MHz> <Ant. 1> 802.11a : 16.30 dBm / 0.0427 W 802.11n HT20 : 16.10 dBm / 0.0407 W 802.11n HT40 : 16.00 dBm / 0.0398 W 802.11ac VHT20: 16.20 dBm / 0.0417 W 802.11ac VHT40: 16.10 dBm / 0.0407 W 802.11ac VHT80: 10.00 dBm / 0.0100 W <Ant. 2> 802.11a : 16.40 dBm / 0.0437 W 802.11n HT20 : 16.30 dBm / 0.0427 W 802.11n HT40 : 16.10 dBm / 0.0407 W 802.11ac VHT20: 16.40 dBm / 0.0437 W 802.11ac VHT40: 16.20 dBm / 0.0417 W 802.11ac VHT80: 10.00 dBm / 0.0100 W MIMO <Ant. 1+2> 802.11a : 19.26 dBm / 0.0843 W 802.11n HT20 : 19.21 dBm / 0.0834 W 802.11n HT40 : 19.21 dBm / 0.0834 W 802.11ac VHT20: 19.31 dBm / 0.0853 W 802.11ac VHT40: 19.31 dBm / 0.0853 W 802.11ac VHT80: 11.97 dBm / 0.0157 W



Standards-related Product Specification	
<p>Maximum Output Power to Antenna <CDD Modes></p>	<p><5500 MHz ~ 5720 MHz> <Ant. 1> 802.11a : 13.70 dBm / 0.0234 W 802.11n HT20 : 13.90 dBm / 0.0245 W 802.11n HT40 : 13.80 dBm / 0.0240 W 802.11ac VHT20: 14.00 dBm / 0.0251 W 802.11ac VHT40: 13.90 dBm / 0.0245 W 802.11ac VHT80: 14.10 dBm / 0.0257 W <Ant. 2> 802.11a : 14.00 dBm / 0.0251 W 802.11n HT20 : 13.90 dBm / 0.0245 W 802.11n HT40 : 13.90 dBm / 0.0245 W 802.11ac VHT20: 14.00 dBm / 0.0251 W 802.11ac VHT40: 14.00 dBm / 0.0251 W 802.11ac VHT80: 14.00 dBm / 0.0251 W MIMO <Ant. 1+2> 802.11a : 16.71 dBm / 0.0469 W 802.11n HT20 : 16.36 dBm / 0.0433 W 802.11n HT40 : 16.47 dBm / 0.0444 W 802.11ac VHT20: 16.61 dBm / 0.0458 W 802.11ac VHT40: 16.57 dBm / 0.0454 W 802.11ac VHT80: 16.47 dBm / 0.0444 W</p>
<p>Maximum Output Power to Antenna <TXBF Modes></p>	<p><5180 MHz ~ 5240 MHz> MIMO <Ant. 1+2> 802.11ac VHT20 : 19.41 dBm / 0.0873 W 802.11ac VHT40 : 19.36 dBm / 0.0863 W 802.11ac VHT80 : 18.56 dBm / 0.0718 W</p> <p><5260 MHz ~ 5320 MHz> MIMO <Ant. 1+2> 802.11ac VHT20 : 19.36 dBm / 0.0863 W 802.11ac VHT40 : 19.36 dBm / 0.0863 W 802.11ac VHT80 : 18.36 dBm / 0.0685 W</p> <p><5500 MHz ~ 5720 MHz> MIMO <Ant. 1+2> 802.11ac VHT20 : 16.76 dBm / 0.0474 W 802.11ac VHT40 : 16.76 dBm / 0.0474 W 802.11ac VHT80 : 16.91 dBm / 0.0491 W</p>



Standards-related Product Specification													
99% Occupied Bandwidth <CDD Modes>	<p><Ant. 1> 802.11a : 17.00 MHz 802.11ac VHT20 : 18.05 MHz 802.11ac VHT40 : 37.00 MHz 802.11ac VHT80 : 77.52 MHz</p> <p><Ant. 2> 802.11a : 16.90 MHz 802.11ac VHT20 : 18.10 MHz 802.11ac VHT40 : 37.00 MHz 802.11ac VHT80 : 77.40 MHz</p> <p>MIMO <Ant. 1> 802.11a : 16.95 MHz 802.11ac VHT20 : 18.05 MHz 802.11ac VHT40 : 37.10 MHz 802.11ac VHT80 : 77.52 MHz</p> <p>MIMO <Ant. 2> 802.11a : 16.90 MHz 802.11ac VHT20 : 18.10 MHz 802.11ac VHT40 : 37.00 MHz 802.11ac VHT80 : 77.28 MHz</p>												
99% Occupied Bandwidth <TXBF Modes>	<p>MIMO <Ant. 1> 802.11ac VHT20 : 17.98 MHz 802.11ac VHT40 : 37.66 MHz 802.11ac VHT80 : 77.44 MHz</p> <p>MIMO <Ant. 2> 802.11ac VHT20 : 17.93 MHz 802.11ac VHT40 : 37.26 MHz 802.11ac VHT80 : 77.32 MHz</p>												
Antenna Type / Gain	<p><5180 MHz ~ 5240 MHz> Ant. 1 : PIFA Antenna with gain -0.69 dBi Ant. 2 : PIFA Antenna with gain 2.16 dBi</p> <p><5260 MHz ~ 5320 MHz> Ant. 1 : PIFA Antenna with gain -0.69 dBi Ant. 2 : PIFA Antenna with gain 2.16 dBi</p> <p><5500 MHz ~ 5720 MHz> Ant. 1 : PIFA Antenna with gain -0.22 dBi Ant. 2 : PIFA Antenna with gain 2.16 dBi</p>												
Type of Modulation	802.11a/n : OFDM (BPSK/QPSK/16QAM/64QAM) 802.11ac : OFDM (BPSK/QPSK/16QAM/64QAM/256QAM)												
Antenna Function Description	<table border="1"> <thead> <tr> <th></th> <th>Ant. 1</th> <th>Ant. 2</th> </tr> </thead> <tbody> <tr> <td>802.11 a/n/ac</td> <td>V</td> <td>V</td> </tr> <tr> <td>802.11 a/n/ac MIMO</td> <td>V</td> <td>V</td> </tr> <tr> <td>802.11 ac TXBF</td> <td>V</td> <td>V</td> </tr> </tbody> </table>		Ant. 1	Ant. 2	802.11 a/n/ac	V	V	802.11 a/n/ac MIMO	V	V	802.11 ac TXBF	V	V
	Ant. 1	Ant. 2											
802.11 a/n/ac	V	V											
802.11 a/n/ac MIMO	V	V											
802.11 ac TXBF	V	V											

Note: MIMO Ant. 1+2 is a calculated result from sum of the power MIMO Ant. 1 and MIMO Ant. 2.



1.3 Modification of EUT

No modifications are made to the EUT during all test items.

1.4 Testing Location

Test Site	SPORTON INTERNATIONAL INC.	
Test Site Location	No.52, Huaya 1st Rd., Guishan Dist., Taoyuan City, Taiwan (R.O.C.) TEL: +886-3-327-3456 FAX: +886-3-328-4978	
Test Site No.	Sporton Site No.	
	TH05-HY	CO05-HY

Note: The test site complies with ANSI C63.4 2014 requirement.

Test Site	SPORTON INTERNATIONAL INC.	
Test Site Location	No.58, Aly. 75, Ln. 564, Wenhua 3rd, Rd., Guishan Dist., Taoyuan City, Taiwan (R.O.C.) TEL: +886-3-327-0868 FAX: +886-3-327-0855	
Test Site No.	Sporton Site No.	
	03CH13-HY	

Note: The test site complies with ANSI C63.4 2014 requirement.

FCC designation No.: TW1190 and TW0007

1.5 Applicable Standards

According to the specifications of the manufacturer, the EUT must comply with the requirements of the following standards:

- ♦ FCC Part 15 Subpart E
- ♦ FCC KDB 789033 D02 General UNII Test Procedures New Rules v02r01.
- ♦ FCC KDB 414788 D01 Radiated Test Site v01r01.
- ♦ FCC KDB 662911 D01 Multiple Transmitter Output v02r01.
- ♦ ANSI C63.10-2013

Remark:

1. All test items were verified and recorded according to the standards and without any deviation during the test.
2. This EUT has also been tested and complied with the requirements of FCC Part 15, Subpart B, recorded in a separate test report.



2 Test Configuration of Equipment Under Test

- a. The EUT has been associated with peripherals and configuration operated in a manner tended to maximize its emission characteristics in a typical application. Frequency range investigated: conduction emission (150 kHz to 30 MHz), radiation emission (9 kHz to the 10th harmonic of the highest fundamental frequency or to 40 GHz, whichever is lower). For radiated measurement, pre-scanned in three orthogonal panels, X, Y, Z. The worst cases (XSLATE: X plane for CDD Mode and TXBF Mode, and XPAD: Y Plane for CDD Mode) were recorded in this report.
- b. AC power line Conducted Emission was tested under maximum output power.

2.1 Carrier Frequency and Channel

Frequency Band	Channel	Freq. (MHz)	Channel	Freq. (MHz)
5150-5250 MHz Band 1 (U-NII-1)	36	5180	44	5220
	38*	5190	46*	5230
	40	5200	48	5240
	42#	5210		

Frequency Band	Channel	Freq. (MHz)	Channel	Freq. (MHz)
5250-5350 MHz Band 2 (U-NII-2A)	52	5260	60	5300
	54*	5270	62*	5310
	56	5280	64	5320
	58#	5290		

Frequency Band	Channel	Freq. (MHz)	Channel	Freq. (MHz)
5470-5725 MHz Band 3 (U-NII-2C)	100	5500	112	5560
	102*	5510	116	5580
	104	5520	132	5660
	106#	5530	134*	5670
	108	5540	136	5680
	110*	5550	140	5700



Frequency Band	Channel	Freq. (MHz)	Channel	Freq. (MHz)
TDWR Channel	118*	5590	124	5620
	120	5600	126*	5630
	122 [#]	5610	128	5640

Frequency Band	Channel	Freq. (MHz)	Channel	Freq. (MHz)
Straddle Channel	138 [#]	5690	144	5720
	142*	5710		

Note:

1. The above Frequency and Channel in "*" were 802.11n HT40 and 802.11ac VHT40.
2. The above Frequency and Channel in "[#]" were 802.11ac VHT80.

2.2 Test Mode

Final test modes are considering the modulation and worse data rates as below table.

Single Mode

Modulation	Data Rate
802.11a	6 Mbps
802.11n HT20 (Covered by VHT20)	MCS0
802.11n HT40 (Covered by VHT40)	MCS0
802.11ac VHT20	MCS0
802.11ac VHT40	MCS0
802.11ac VHT80	MCS0

MIMO Mode

Modulation	Data Rate
802.11a	6 Mbps
802.11n HT20 (Covered by VHT20)	MCS0
802.11n HT40 (Covered by VHT40)	MCS0
802.11ac VHT20	MCS0
802.11ac VHT40	MCS0
802.11ac VHT80	MCS0

TXBF Mode

Modulation	Data Rate
802.11ac VHT20	MCS0
802.11ac VHT40	MCS0
802.11ac VHT80	MCS0

Test Cases

AC Conducted Emission	Mode 1 : LTE Band 12 Idle + WLAN (5GHz) Link + Bluetooth Link + NFC Idle + Bar Code Scanner + AC Adapter + USB (Type C) with LCD Monitor + SD Card (Data Link) (eMMC to SD Card) + RJ45 load with AP + Touch Pen (CP-903-05B-2) + HDMI In with Notebook for Sample 4
Remark: <ol style="list-style-type: none"> For Radiated Test Cases, the tests were performed with Sample 2 and Sample5. Data Link with Notebook means data application transferred mode between EUT and Notebook. HDMI Cable means media application transferred between EUT and external display. 	



<CDD Mode>

Ch. #		Band I : 5150-5250 MHz	Band II : 5250-5350 MHz	Band III : 5470-5725MHz
		802.11a	802.11a	802.11a
L	Low	36	52	100
M	Middle	44	60	116
H	High	48	64	140
Straddle		-	-	144

Ch. #		Band I : 5150-5250 MHz	Band II : 5250-5350 MHz	Band III : 5470-5725MHz
		802.11n HT20	802.11n HT20	802.11n HT20
L	Low	36	52	100
M	Middle	44	60	116
H	High	48	64	140
Straddle		-	-	144

Ch. #		Band I : 5150-5250 MHz	Band II : 5250-5350 MHz	Band III : 5470-5725MHz
		802.11n HT40	802.11n HT40	802.11n HT40
L	Low	38	54	102
M	Middle	-	-	110
H	High	46	62	134
Straddle		-	-	142

Ch. #		Band I : 5150-5250 MHz	Band II : 5250-5350 MHz	Band III : 5470-5725MHz
		802.11ac VHT80	802.11ac VHT80	802.11ac VHT80
L	Low	-	-	106
M	Middle	42	58	122
H	High	-	-	-
Straddle		-	-	138



<TXBF Mode>

Ch. #		Band I : 5150-5250 MHz	Band II : 5250-5350 MHz	Band III : 5470-5725MHz
		802.11ac VHT20	802.11ac VHT20	802.11ac VHT20
L	Low	36	52	100
M	Middle	44	60	116
H	High	48	64	140
Straddle		-	-	144

Ch. #		Band I : 5150-5250 MHz	Band II : 5250-5350 MHz	Band III : 5470-5725MHz
		802.11ac VHT40	802.11ac VHT40	802.11ac VHT40
L	Low	38	54	102
M	Middle	-	-	110
H	High	46	62	134
Straddle		-	-	142

Ch. #		Band I : 5150-5250 MHz	Band II : 5250-5350 MHz	Band III : 5470-5725MHz
		802.11ac VHT80	802.11ac VHT80	802.11ac VHT80
L	Low	-	-	106
M	Middle	42	58	122
H	High	-	-	-
Straddle		-	-	138



<CDD Mode>

<Ant. 1>

802.11a RF Output Power (dBm)										
Power vs. Channel			Power vs Data Rate							
Channel	Frequency (MHz)	Data Rate (bps)	Channel	Data Rate (bps)						
		6M		9M	12M	18M	24M	36M	48M	54M
Duty Cycle (%)		94.93		93.40	91.50	88.30	85.30	79.90	75.30	73.30
CH 036	5180	16.40	CH 036	16.30	16.30	16.30	16.00	16.00	16.00	16.00
CH 044	5220	16.30								
CH 048	5240	16.30								
CH 052	5260	16.20	CH 060	16.20	16.20	16.20	15.90	15.90	15.90	15.90
CH 060	5300	16.30								
CH 064	5320	16.10								
CH 100	5500	13.50	CH 116	13.60	13.60	13.60	13.30	13.30	13.30	13.30
CH 116	5580	13.70								
CH 140	5700	13.60								
*CH 144	5720	13.60								

Note: The above Frequency and Channel in "*" were straddle Channel.

802.11n HT20 RF Output Power (dBm)										
Power vs. Channel			Power vs Data Rate							
Channel	Frequency (MHz)	MCS Index	Channel	MCS Index						
		MCS0		MCS1	MCS2	MCS3	MCS4	MCS5	MCS6	MCS7
Duty Cycle (%)		94.58		91.10	87.70	84.60	79.50	75.10	73.40	71.80
CH 036	5180	16.10	CH 036	16.00	16.00	16.00	15.70	15.70	15.70	15.70
CH 044	5220	16.00								
CH 048	5240	16.00								
CH 052	5260	16.10	CH 052	16.00	16.00	16.00	15.70	15.70	15.70	15.70
CH 060	5300	16.00								
CH 064	5320	15.90								
CH 100	5500	13.80	CH 144	13.80	13.80	13.80	13.50	13.50	13.50	13.50
CH 116	5580	13.70								
CH 140	5700	13.50								
*CH 144	5720	13.90								

Note: The above Frequency and Channel in "*" were straddle Channel.



802.11n HT40 RF Output Power (dBm)										
Power vs. Channel			Power vs Data Rate							
Channel	Frequency (MHz)	MCS Index	Channel	MCS Index						
		MCS0		MCS1	MCS2	MCS3	MCS4	MCS5	MCS6	MCS7
Duty Cycle (%)		89.52		84.00	78.90	74.50	68.10	63.00	61.00	59.60
CH 038	5190	16.20	CH 038	16.10	16.10	16.10	15.80	15.80	15.80	15.80
CH 046	5230	16.00								
CH 054	5270	16.00	CH 054	15.90	15.90	15.90	15.60	15.60	15.60	15.60
CH 062	5310	13.60								
CH 102	5510	13.80	CH 102	13.7	13.7	13.7	13.4	13.4	13.4	13.4
CH 110	5550	13.50								
CH 134	5670	13.50								
*CH 142	5710	13.40								

Note: The above Frequency and Channel in "*" were straddle Channel.

802.11ac VHT20 RF Output Power (dBm)											
Power vs. Channel			Power vs Data Rate								
Channel	Frequency (MHz)	MCS Index	Channel	MCS Index							
		MCS0		MCS1	MCS2	MCS3	MCS4	MCS5	MCS6	MCS7	MCS8
Duty Cycle (%)		95.10		91.10	87.70	84.70	79.70	75.60	73.60	72.00	68.80
CH 036	5180	16.20	CH 036	16.10	16.10	16.10	15.80	15.80	15.80	15.80	15.80
CH 044	5220	16.10									
CH 048	5240	16.10									
CH 052	5260	16.20	CH 052	16.10	16.10	16.10	15.80	15.80	15.80	15.80	15.80
CH 060	5300	16.10									
CH 064	5320	16.00									
CH 100	5500	13.90	CH 144	13.90	13.90	13.90	13.60	13.60	13.60	13.60	13.60
CH 116	5580	13.80									
CH 140	5700	13.60									
*CH 144	5720	14.00									

Note: The above Frequency and Channel in "*" were straddle Channel.



802.11ac VHT40 RF Output Power (dBm)													
Power vs. Channel			Power vs Data Rate										
Channel	Frequency (MHz)	MCS Index	Channel	MCS Index									
		MCS0		MCS1	MCS2	MCS3	MCS4	MCS5	MCS6	MCS7	MCS8	MCS9	
Duty Cycle (%)		90.48		84.40	79.10	74.70	68.40	63.40	61.60	60.00	57.20	55.30	
CH 038	5190	16.30	CH 038	16.20	16.20	16.20	15.90	15.90	15.90	15.90	15.90	15.90	
CH 046	5230	16.10											
CH 054	5270	16.10	CH 054	16.00	16.00	16.00	15.70	15.70	15.70	15.70	15.70	15.70	
CH 062	5310	13.70											
CH 102	5510	13.90	CH 102										
CH 110	5550	13.60		13.80	13.80	13.80	13.50	13.50	13.50	13.50	13.50	13.50	
CH 134	5670	13.60											
*CH 142	5710	13.50											

Note: The above Frequency and Channel in "*" were straddle Channel.

802.11ac VHT80 RF Output Power (dBm)												
Power vs. Channel			Power vs Data Rate									
Channel	Frequency (MHz)	MCS Index	Channel	MCS Index								
		MCS0		MCS1	MCS2	MCS3	MCS4	MCS5	MCS6	MCS7	MCS8	MCS9
Duty Cycle (%)		89.02		73.50	67.20	62.10	55.80	51.40	50.50	49.40	46.90	45.50
CH 042	5210	13.60	CH 042	13.50	13.50	13.50	13.20	13.20	13.20	13.20	13.20	13.20
CH 058	5290	10.00	CH 058	9.90	9.90	9.90	9.60	9.60	9.60	9.60	9.60	9.60
CH 106	5530	13.90	CH 138									
CH 122	5610	14.00		14.00	14.00	14.00	13.70	13.70	13.70	13.70	13.70	13.70
*CH 138	5690	14.10										

Note: The above Frequency and Channel in "*" were straddle Channel.



<Ant. 2>

802.11a RF Output Power (dBm)										
Power vs. Channel			Power vs Data Rate							
Channel	Frequency (MHz)	Data Rate (bps)	Channel	Data Rate (bps)						
		6M		9M	12M	18M	24M	36M	48M	54M
Duty Cycle (%)		95.39		93.40	91.50	88.20	85.30	78.90	75.40	73.20
CH 036	5180	16.20	CH 048	16.30	16.30	16.30	16.00	16.00	16.00	16.00
CH 044	5220	16.10								
CH 048	5240	16.40								
CH 052	5260	16.40	CH 052	16.30	16.30	16.30	16.00	16.00	16.00	16.00
CH 060	5300	16.30								
CH 064	5320	16.10								
CH 100	5500	14.00	CH 100	13.90	13.90	13.90	13.60	13.60	13.60	13.60
CH 116	5580	13.90								
CH 140	5700	13.70								
*CH 144	5720	13.70								

Note: The above Frequency and Channel in "*" were straddle Channel.

802.11n HT20 RF Output Power (dBm)										
Power vs. Channel			Power vs Data Rate							
Channel	Frequency (MHz)	MCS Index	Channel	MCS Index						
		MCS0		MCS1	MCS2	MCS3	MCS4	MCS5	MCS6	MCS7
Duty Cycle (%)		94.58		91.00	87.70	84.50	79.60	75.00	73.20	71.70
CH 036	5180	15.90	CH 048	16.10	16.10	16.10	15.80	15.80	15.80	15.80
CH 044	5220	15.90								
CH 048	5240	16.20								
CH 052	5260	16.20	CH 064	16.20	16.20	16.20	15.90	15.90	15.90	15.90
CH 060	5300	15.90								
CH 064	5320	16.30								
CH 100	5500	13.90	CH 100	13.80	13.80	13.80	13.50	13.50	13.50	13.50
CH 116	5580	13.80								
CH 140	5700	13.50								
*CH 144	5720	13.50								

Note: The above Frequency and Channel in "*" were straddle Channel.



802.11n HT40 RF Output Power (dBm)										
Power vs. Channel			Power vs Data Rate							
Channel	Frequency (MHz)	MCS Index	Channel	MCS Index						
		MCS0		MCS1	MCS2	MCS3	MCS4	MCS5	MCS6	MCS7
Duty Cycle (%)		89.62		84.20	78.90	74.60	68.30	63.00	60.90	59.20
CH 038	5190	15.90	CH 046	16.30	16.30	16.30	16.00	16.00	16.00	16.00
CH 046	5230	16.40								
CH 054	5270	16.10	CH 054	16.00	16.00	16.00	15.70	15.70	15.70	15.70
CH 062	5310	13.40								
CH 102	5510	13.60	CH 142	13.5	13.5	13.5	13.2	13.2	13.2	13.2
CH 110	5550	13.80								
CH 134	5670	13.80								
*CH 142	5710	13.90								

Note: The above Frequency and Channel in "*" were straddle Channel.

802.11ac VHT20 RF Output Power (dBm)											
Power vs. Channel			Power vs Data Rate								
Channel	Frequency (MHz)	MCS Index	Channel	MCS Index							
		MCS0		MCS1	MCS2	MCS3	MCS4	MCS5	MCS6	MCS7	MCS8
Duty Cycle (%)		94.61		91.10	87.80	84.80	79.70	75.60	73.60	72.10	68.90
CH 036	5180	16.00	CH 048	16.20	16.20	16.20	15.90	15.90	15.90	15.90	15.90
CH 044	5220	16.00									
CH 048	5240	16.30									
CH 052	5260	16.30	CH 064	16.30	16.30	16.30	16.00	16.00	16.00	16.00	16.00
CH 060	5300	16.00									
CH 064	5320	16.40									
CH 100	5500	14.00	CH 100	13.90	13.90	13.90	13.60	13.60	13.60	13.60	13.60
CH 116	5580	13.90									
CH 140	5700	13.60									
*CH 144	5720	13.60									

Note: The above Frequency and Channel in "*" were straddle Channel.



802.11ac VHT40 RF Output Power (dBm)												
Power vs. Channel			Power vs Data Rate									
Channel	Frequency (MHz)	MCS Index	Channel	MCS Index								
		MCS0		MCS1	MCS2	MCS3	MCS4	MCS5	MCS6	MCS7	MCS8	MCS9
Duty Cycle (%)		89.62		84.30	79.10	74.80	68.60	63.40	61.50	60.10	57.20	55.50
CH 038	5190	16.00	CH 046	16.40	16.40	16.40	16.10	16.10	16.10	16.10	16.10	16.10
CH 046	5230	16.50										
CH 054	5270	16.20	CH 054	16.10	16.10	16.10	15.80	15.80	15.80	15.80	15.80	15.80
CH 062	5310	13.50										
CH 102	5510	13.70	CH 142									
CH 110	5550	13.90										
CH 134	5670	13.90										
*CH 142	5710	14.00										

Note: The above Frequency and Channel in "*" were straddle Channel.

802.11ac VHT80 RF Output Power (dBm)												
Power vs. Channel			Power vs Data Rate									
Channel	Frequency (MHz)	MCS Index	Channel	MCS Index								
		MCS0		MCS1	MCS2	MCS3	MCS4	MCS5	MCS6	MCS7	MCS8	MCS9
Duty Cycle (%)		89.16		73.50	67.10	62.20	56.30	51.50	50.30	49.10	46.70	45.40
CH 042	5210	14.00	CH 042	13.90	13.90	13.90	13.60	13.60	13.60	13.60	13.60	13.60
CH 058	5290	10.00	CH 058	9.90	9.90	9.90	9.60	9.60	9.60	9.60	9.60	9.60
CH 106	5530	13.90	CH 138									
CH 122	5610	13.80										
*CH 138	5690	14.00										

Note: The above Frequency and Channel in "*" were straddle Channel.



MIMO <Ant. 1+2>

802.11a RF Output Power (dBm)										
Power vs. Channel			Power vs Data Rate							
Channel	Frequency (MHz)	Data Rate (bps)	Channel	Data Rate (bps)						
		6M		9M	12M	18M	24M	36M	48M	54M
Duty Cycle (%)										
CH 036	5180	19.07	CH 036	18.97	18.97	18.97	18.67	18.67	18.67	
CH 044	5220	19.06								
CH 048	5240	18.91								
CH 052	5260	18.86	CH 060	19.16	19.16	19.16	18.86	18.86	18.86	
CH 060	5300	19.26								
CH 064	5320	19.06								
CH 100	5500	16.57	CH 116	16.61	16.61	16.61	16.31	16.31	16.31	
CH 116	5580	16.71								
CH 140	5700	16.48								
*CH 144	5720	16.28								

Note: The above Frequency and Channel in "*" were straddle Channel.

802.11n HT20 RF Output Power (dBm)										
Power vs. Channel			Power vs Data Rate							
Channel	Frequency (MHz)	MCS Index	Channel	MCS Index						
		MCS0		MCS1	MCS2	MCS3	MCS4	MCS5	MCS6	MCS7
Duty Cycle (%)										
CH 036	5180	18.91	CH 036	18.81	18.81	18.81	18.51	18.51	18.51	
CH 044	5220	18.87								
CH 048	5240	18.77								
CH 052	5260	19.21	CH 052	19.11	19.11	19.11	18.81	18.81	18.81	
CH 060	5300	19.06								
CH 064	5320	18.86								
CH 100	5500	16.21	CH 116	16.26	16.26	16.26	15.96	15.96	15.96	
CH 116	5580	16.36								
CH 140	5700	16.27								
*CH 144	5720	16.01								

Note: The above Frequency and Channel in "*" were straddle Channel.



802.11n HT40 RF Output Power (dBm)										
Power vs. Channel			Power vs Data Rate							
Channel	Frequency (MHz)	MCS Index	Channel	MCS Index						
		MCS0		MCS1	MCS2	MCS3	MCS4	MCS5	MCS6	MCS7
Duty Cycle (%)										
CH 038	5190	18.81	CH 038	18.71	18.71	18.71	18.41	18.41	18.41	18.41
CH 046	5230	18.76								
CH 054	5270	19.21	CH 054	19.11	19.11	19.11	18.81	18.81	18.81	18.81
CH 062	5310	14.51								
CH 102	5510	16.31	CH 134	16.37	16.37	16.37	16.07	16.07	16.07	16.07
CH 110	5550	16.46								
CH 134	5670	16.47								
*CH 142	5710	16.23								

Note: The above Frequency and Channel in "*" were straddle Channel.

802.11ac VHT20 RF Output Power (dBm)										
Power vs. Channel			Power vs Data Rate							
Channel	Frequency (MHz)	MCS Index	Channel	MCS Index						
		MCS0		MCS1	MCS2	MCS3	MCS4	MCS5	MCS6	MCS7
Duty Cycle (%)										
CH 036	5180	19.01	CH 036	18.91	18.91	18.91	18.61	18.61	18.61	18.61
CH 044	5220	18.97								
CH 048	5240	18.87								
CH 052	5260	19.31	CH 052	19.21	19.21	19.21	18.91	18.91	18.91	18.91
CH 060	5300	19.16								
CH 064	5320	18.96								
CH 100	5500	16.47	CH 116	16.51	16.51	16.51	16.21	16.21	16.21	16.21
CH 116	5580	16.61								
CH 140	5700	16.50								
*CH 144	5720	16.24								

Note: The above Frequency and Channel in "*" were straddle Channel.



802.11ac VHT40 RF Output Power (dBm)												
Power vs. Channel			Power vs Data Rate									
Channel	Frequency (MHz)	MCS Index	Channel	MCS Index								
		MCS0		MCS1	MCS2	MCS3	MCS4	MCS5	MCS6	MCS7	MCS8	MCS9
Duty Cycle (%)												
CH 038	5190	17.81	CH 046	18.76	18.76	18.76	18.46	18.46	18.46	18.46	18.46	18.46
CH 046	5230	18.86										
CH 054	5270	19.31	CH 054	19.21	19.21	19.21	18.91	18.91	18.91	18.91	18.91	18.91
CH 062	5310	14.61										
CH 102	5510	16.41	CH 134	16.47	16.47	16.47	16.17	16.17	16.17	16.17	16.17	16.17
CH 110	5550	16.56										
CH 134	5670	16.57										
*CH 142	5710	16.33										

Note: The above Frequency and Channel in "*" were straddle Channel.

802.11ac VHT80 RF Output Power (dBm)												
Power vs. Channel			Power vs Data Rate									
Channel	Frequency (MHz)	MCS Index	Channel	MCS Index								
		MCS0		MCS1	MCS2	MCS3	MCS4	MCS5	MCS6	MCS7	MCS8	MCS9
Duty Cycle (%)												
CH 042	5210	17.41	CH 042	17.31	17.31	17.31	17.01	17.01	17.01	17.01	17.01	17.01
CH 058	5290	11.97	CH 058	11.87	11.87	11.87	11.57	11.57	11.57	11.57	11.57	11.57
CH 106	5530	16.47	CH 106	16.37	16.37	16.37	16.07	16.07	16.07	16.07	16.07	16.07
CH 122	5610	16.37										
*CH 138	5690	16.37										

Note: The above Frequency and Channel in "*" were straddle Channel.



<TXBF Mode>

<Ant. 1+2>

802.11ac VHT20 RF Output Power (dBm)												
Power vs. Channel			Power vs Data Rate									
Channel	Frequency (MHz)	MCS Index	Channel	MCS Index								
		MCS0		MCS1	MCS2	MCS3	MCS4	MCS5	MCS6	MCS7	MCS8	
Duty Cycle (%)												
CH 036	5180	19.41										
CH 044	5220	19.36	CH 036	19.31	19.31	19.31	19.31	19.31	19.31	19.31	19.31	19.31
CH 048	5240	19.36										
CH 052	5260	19.21										
CH 060	5300	19.36	CH 060	19.26	19.26	19.26	19.26	19.26	19.26	19.26	19.26	19.21
CH 064	5320	19.31										
CH 100	5500	16.76										
CH 116	5580	16.56	CH 100	16.66	16.66	16.66	16.66	16.66	16.61	16.66	16.61	16.66
CH 140	5700	16.61										
*CH 144	5720	16.66										

Note: The above Frequency and Channel in "*" were straddle Channel.

802.11ac VHT40 RF Output Power (dBm)												
Power vs. Channel			Power vs Data Rate									
Channel	Frequency (MHz)	MCS Index	Channel	MCS Index								
		MCS0		MCS1	MCS2	MCS3	MCS4	MCS5	MCS6	MCS7	MCS8	MCS9
Duty Cycle (%)												
CH 038	5190	18.91										
CH 046	5230	19.36	CH 046	19.26	19.26	19.26	19.26	19.26	19.26	19.26	19.26	19.26
CH 054	5270	19.36										
CH 062	5310	14.61	CH 054	19.26	19.26	19.26	19.26	19.26	19.26	19.26	19.26	19.26
CH 102	5510	16.66										
CH 110	5550	16.66										
CH 134	5670	16.76	CH 134	16.66	16.66	16.66	16.66	16.66	16.66	16.66	16.66	16.66
*CH 142	5710	16.71										

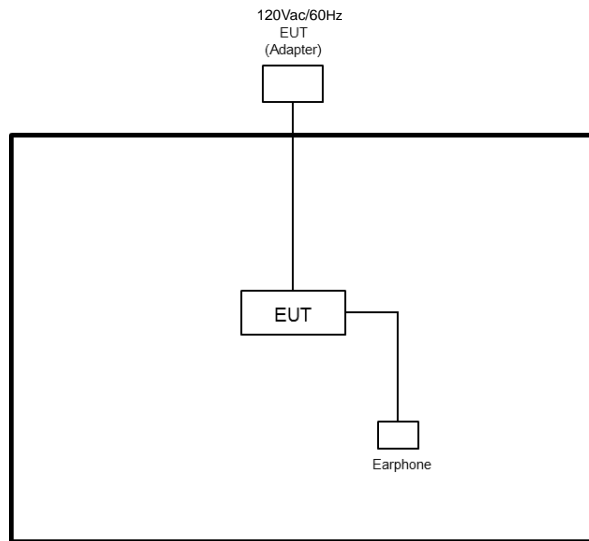
Note: The above Frequency and Channel in "*" were straddle Channel.

802.11ac VHT80 RF Output Power (dBm)												
Power vs. Channel			Power vs Data Rate									
Channel	Frequency (MHz)	MCS Index	Channel	MCS Index								
		MCS0		MCS1	MCS2	MCS3	MCS4	MCS5	MCS6	MCS7	MCS8	MCS9
Duty Cycle (%)												
CH 042	5210	18.56	CH 042	18.46	18.46	18.46	18.46	18.46	18.46	18.46	18.46	18.46
CH 058	5290	18.36	CH 058	18.26	18.26	18.26	18.26	18.26	18.26	18.26	18.26	18.26
CH 106	5530	16.26										
CH 122	5610	16.91	CH 122	16.81	16.81	16.81	16.81	16.81	16.81	16.81	16.81	16.81
*CH 138	5690	16.76										

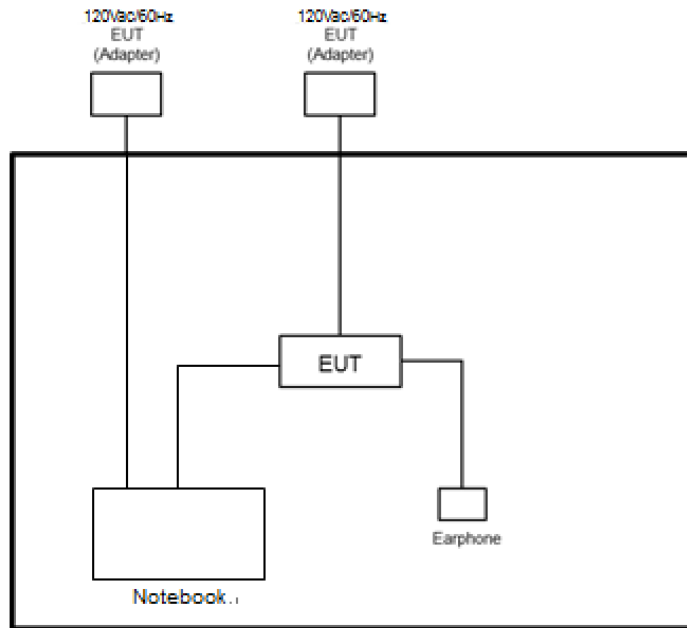
Note: The above Frequency and Channel in "*" were straddle Channel.

2.3 Connection Diagram of Test System

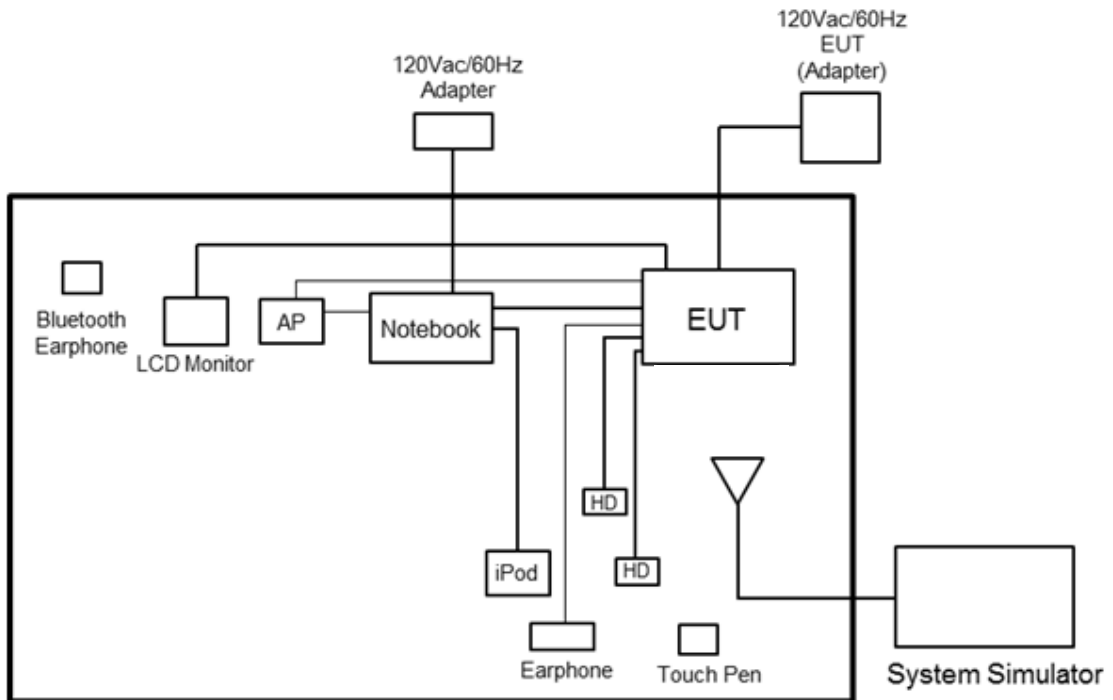
<WLAN CDD Tx Mode>



<WLAN TXBF Mode>



<AC Conducted Emission Mode>





2.4 Support Unit used in test configuration and system

Item	Equipment	Trade Name	Model Name	FCC ID	Data Cable	Power Cord
1.	System Simulator	Anritsu	MT8820C	N/A	N/A	Unshielded, 1.8 m
2.	WLAN AP	TP-Link	ArcherC7	N/A	N/A	Unshielded, 1.8 m
3.	Bluetooth Earphone	Sony Ericsson	SBH20	PY7-RD0010	N/A	N/A
4.	Bluetooth Earphone	Sony Ericsson	MW600	PY7DDA-2029	N/A	N/A
5.	iPod Earphone	ipad earphone-69	N/A	N/A	Unshielded, 1.0 m	N/A
6.	iPod	Apple	A1285	FCC DoC	Shielded, 1.0 m	N/A
7.	iPod Earphone	Apple	N/A	Verification	Unshielded, 1.0 m	N/A
8.	Notebook	DELL	Latitude E3340	FCC DoC/ Contains FCC ID: PD97260NGU	N/A	AC I/P: Unshielded, 1.2 m DC O/P: Shielded, 1.8 m
9.	LCD Monitor	DELL	P2715Qt	FCC DoC	Shielded, 1.6 m	Unshielded, 1.8 m
10.	USB HD	Lenovo	F310S	FCC DoC	Shielded, 0.5 m	N/A
11.	USB HD	Sony	HD-EG5	FCC DoC	Shielded, 0.5 m	N/A



2.5 EUT Operation Test Setup

The RF test items, utility “QRCT” was installed in Notebook which was programmed in order to make the EUT get into the engineering modes to provide channel selection, power level, data rate and the application type and for continuous transmitting signals.

For TXBF mode, the modulation modes and data rates manipulated by the command lines in the engineering program made the EUT link to another EUT by power under the normal operation. The “adb” software tool was used to enable the EUT to transmit signals continuously.

2.6 Measurement Results Explanation Example

For all conducted test items:

The offset level is set in the spectrum analyzer to compensate the RF cable loss and attenuator factor between EUT conducted output port and spectrum analyzer. With the offset compensation, the spectrum analyzer reading level is exactly the EUT RF output level.

Example :

The spectrum analyzer offset is derived from RF cable loss and attenuator factor.

Offset = RF cable loss + attenuator factor.

Following shows an offset computation example with cable loss 4.2 dB and 10dB attenuator.

$$\begin{aligned} \text{Offset(dB)} &= \text{RF cable loss(dB)} + \text{attenuator factor(dB)}. \\ &= 4.2 + 10 = 14.2 \text{ (dB)} \end{aligned}$$

3 Test Result

3.1 26dB & 99% Occupied Bandwidth Measurement

3.1.1 Description of 26dB & 99% Occupied Bandwidth

This section is for reporting purpose only.

There is no restriction limits for bandwidth.

For Straddle Channel, according to KDB 789033 D02 General UNII Test Procedures New Rules v02r01, if the power and PSD of the devices are uniform and comply with the lower limits specified for the U-NII-2 bands, a single measurement over the entire emission bandwidth can be performed to show compliance.

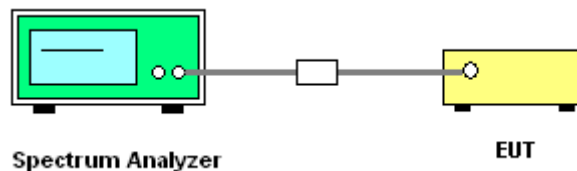
3.1.2 Measuring Instruments

See list of measuring equipment of this test report.

3.1.3 Test Procedures

1. The testing follows FCC KDB 789033 D02 General UNII Test Procedures New Rules v02r01. Section C) Emission bandwidth
2. Set RBW = approximately 1% of the emission bandwidth.
3. Set the VBW > RBW.
4. Detector = Peak.
5. Trace mode = max hold
6. Measure the maximum width of the emission that is 26 dB down from the peak of the emission. Compare this with the RBW setting of the analyzer. Readjust RBW and repeat measurement as needed until the RBW/EBW ratio is approximately 1%.
7. For 99% Bandwidth Measurement, the spectrum analyzer's resolution bandwidth (RBW) is set 1-5% of the emission bandwidth and set the Video bandwidth (VBW) $\geq 3 * RBW$.
8. Measure and record the results in the test report.

3.1.4 Test Setup





3.1.5 Test Result of 26dB & 99% Occupied Bandwidth

Test Engineer :	Aking Chang, Howard Lin	Temperature :	21~25°C
		Relative Humidity :	51~54%

<CDD Mode>

Band I												
Mod.	Data Rate	NTX	CH.	Freq. (MHz)	99% Bandwidth (MHz)		26 dB Bandwidth (MHz)		IC 99% Bandwidth Power Limit (dBm)		IC 99% Bandwidth EIRP Limit (dBm)	
					Ant 1	Ant 2	Ant 1	Ant 2	Ant 1	Ant 2	Ant 1	Ant 2
11a	6Mbps	1	36	5180	16.95	16.85	28.15	25.15	-	-	22.29	22.27
11a	6Mbps	1	44	5220	16.95	16.85	27.10	25.10	-	-	22.29	22.27
11a	6Mbps	1	48	5240	16.90	16.80	26.90	26.35	-	-	22.28	22.25
VHT20	MCS0	1	36	5180	18.05	18.05	32.10	28.15	-	-	22.56	22.56
VHT20	MCS0	1	44	5220	18.00	18.00	28.90	25.75	-	-	22.55	22.55
VHT20	MCS0	1	48	5240	18.00	18.05	32.15	27.65	-	-	22.55	22.56
VHT40	MCS0	1	38	5190	36.90	36.90	48.98	45.41	-	-	23.01	23.01
VHT40	MCS0	1	46	5230	37.00	36.90	50.17	46.89	-	-	23.01	23.01
VHT80	MCS0	1	42	5210	77.04	77.28	85.44	85.12	-	-	23.01	23.01
11a	6Mbps	2	36	5180	16.90	16.80	27.55	23.85	-	-	22.25	22.25
11a	6Mbps	2	44	5220	16.90	16.85	26.45	24.10	-	-	22.27	22.27
11a	6Mbps	2	48	5240	16.90	16.75	25.70	23.45	-	-	22.24	22.24
VHT20	MCS0	2	36	5180	18.05	17.95	28.20	28.75	-	-	22.54	22.54
VHT20	MCS0	2	44	5220	18.00	18.05	29.80	26.25	-	-	22.55	22.55
VHT20	MCS0	2	48	5240	18.00	18.00	26.45	26.70	-	-	22.55	22.55
VHT40	MCS0	2	38	5190	36.80	36.90	52.20	44.91	-	-	23.01	23.01
VHT40	MCS0	2	46	5230	37.00	36.90	47.25	52.74	-	-	23.01	23.01
VHT80	MCS0	2	42	5210	77.16	77.28	85.12	84.64	-	-	23.01	23.01



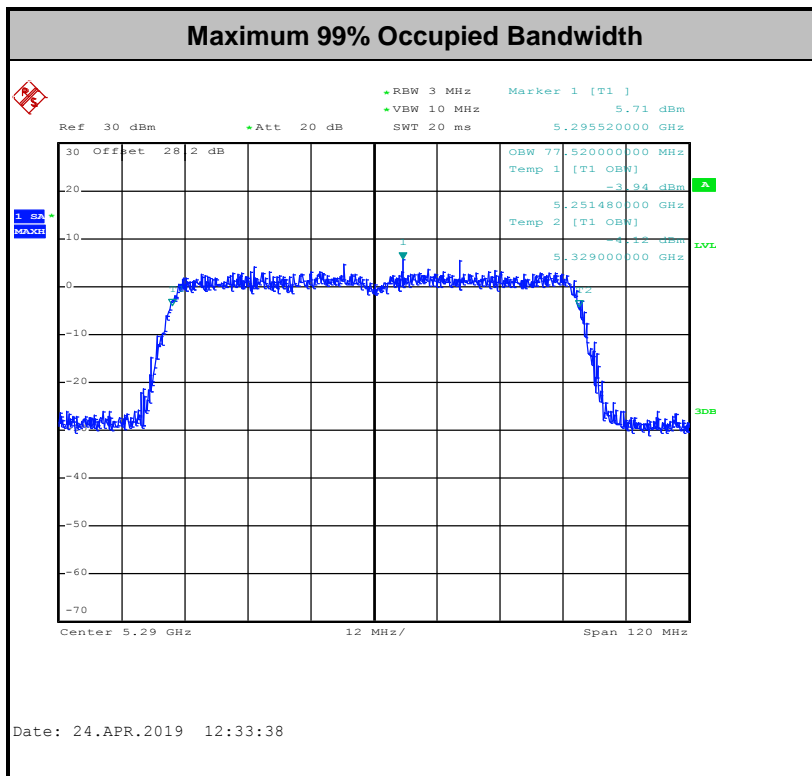
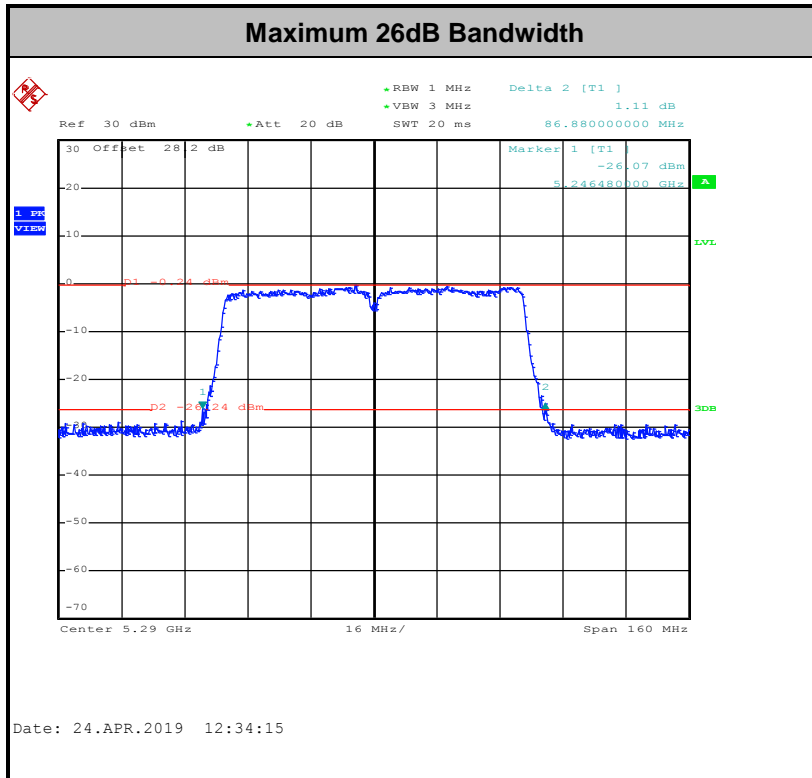
Band II														
Mod.	Data Rate	NTX	CH.	Freq. (MHz)	99% Bandwidth (MHz)		26 dB Bandwidth (MHz)		IC 99% Bandwidth Power Limit (dBm)		IC 99% Bandwidth EIRP Limit (dBm)		FCC 26dB Bandwidth Power Limit (dBm)	
					Ant 1	Ant 2	Ant 1	Ant 2	Ant 1	Ant 2	Ant 1	Ant 2	Ant 1	Ant 2
11a	6Mbps	1	52	5260	16.90	16.90	27.10	25.35	23.28	23.28	29.28	29.28	23.98	23.98
11a	6Mbps	1	60	5300	16.90	16.85	28.00	24.95	23.28	23.27	29.28	29.27	23.98	23.98
11a	6Mbps	1	64	5320	16.95	16.85	26.90	26.40	23.29	23.27	29.29	29.27	23.98	23.98
VHT20	MCS0	1	52	5260	18.05	18.10	27.40	26.80	23.56	23.58	29.56	29.58	23.98	23.98
VHT20	MCS0	1	60	5300	18.05	18.05	31.90	26.55	23.56	23.56	29.56	29.56	23.98	23.98
VHT20	MCS0	1	64	5320	18.05	18.05	27.45	28.30	23.56	23.56	29.56	29.56	23.98	23.98
VHT40	MCS0	1	54	5270	36.90	36.90	54.81	49.09	23.98	23.98	30.00	30.00	23.98	23.98
VHT40	MCS0	1	62	5310	37.00	37.00	43.76	43.68	23.98	23.98	30.00	30.00	23.98	23.98
VHT80	MCS0	1	58	5290	77.28	77.40	86.40	85.76	23.98	23.98	30.00	30.00	23.98	23.98
11a	6Mbps	2	52	5260	16.90	16.80	25.45	23.60	23.25		29.25		23.98	
11a	6Mbps	2	60	5300	16.95	16.90	26.60	25.20	23.28		29.28		23.98	
11a	6Mbps	2	64	5320	16.90	16.75	25.85	24.90	23.24		29.24		23.98	
VHT20	MCS0	2	52	5260	18.05	18.00	26.20	28.80	23.55		29.55		23.98	
VHT20	MCS0	2	60	5300	18.05	18.00	27.20	26.90	23.55		29.55		23.98	
VHT20	MCS0	2	64	5320	18.05	18.10	27.05	27.30	23.56		29.56		23.98	
VHT40	MCS0	2	54	5270	37.10	37.00	54.54	47.25	23.98		30.00		23.98	
VHT40	MCS0	2	62	5310	36.90	37.00	43.38	52.11	23.98		30.00		23.98	
VHT80	MCS0	2	58	5290	77.52	77.28	86.88	84.80	23.98		30.00		23.98	



Band III																
Mod.	Data Rate	NTX	CH.	Freq. (MHz)	99% Bandwidth In U-NII 2C (MHz)		26 dB Bandwidth In U-NII 2C (MHz)		IC 99% Bandwidth Power Limit (dBm)		IC 99% Bandwidth EIRP Limit (dBm)		FCC 26dB Bandwidth Power Limit (dBm)		6 dB Bandwidth for Straddle Channel (MHz)	
					Ant 1	Ant 2	Ant 1	Ant 2	Ant 1	Ant 2	Ant 1	Ant 2	Ant 1	Ant 2	Ant 1	Ant 2
11a	6Mbps	1	100	5500	16.90	16.85	24.55	24.95	23.28	23.27	29.28	29.27	23.98	23.98	----	----
11a	6Mbps	1	116	5580	16.90	16.90	25.35	25.75	23.28	23.28	29.28	29.28	23.98	23.98	----	----
11a	6Mbps	1	140	5700	17.00	16.85	24.95	24.80	23.30	23.27	29.30	29.27	23.98	23.98	----	----
11a	6Mbps	1	144	5720	13.45	13.45	17.40	17.40	22.29	22.29	28.29	28.29	23.41	23.41	3.15	3.15
VHT20	MCS0	1	100	5500	18.05	18.00	26.25	25.60	23.56	23.55	29.56	29.55	23.98	23.98	----	----
VHT20	MCS0	1	116	5580	18.00	18.05	25.80	25.80	23.55	23.56	29.55	29.56	23.98	23.98	----	----
VHT20	MCS0	1	140	5700	17.95	18.05	25.85	25.80	23.54	23.56	29.54	29.56	23.98	23.98	----	----
VHT20	MCS0	1	144	5720	14.00	14.00	18.00	17.95	22.46	22.46	28.46	28.46	23.55	23.54	3.75	3.8
VHT40	MCS0	1	102	5510	36.80	36.90	43.68	43.43	23.98	23.98	30.00	30.00	23.98	23.98	----	----
VHT40	MCS0	1	110	5550	36.90	36.90	43.27	43.78	23.98	23.98	30.00	30.00	23.98	23.98	----	----
VHT40	MCS0	1	134	5670	36.90	36.90	43.64	43.56	23.98	23.98	30.00	30.00	23.98	23.98	----	----
VHT40	MCS0	1	142	5710	33.40	33.50	36.45	36.60	23.98	23.98	30.00	30.00	23.98	23.98	3.15	3.09
VHT80	MCS0	1	106	5530	77.40	77.40	84.80	85.76	23.98	23.98	30.00	30.00	23.98	23.98	----	----
VHT80	MCS0	1	122	5610	77.52	77.40	86.08	84.16	23.98	23.98	30.00	30.00	23.98	23.98	----	----
VHT80	MCS0	1	138	5690	73.52	73.52	76.76	77.08	23.98	23.98	30.00	30.00	23.98	23.98	3.24	3.24



Band III																
Mod.	Data Rate	NTX	CH.	Freq. (MHz)	99% Bandwidth In U-NII 2C (MHz)		26 dB Bandwidth In U-NII 2C (MHz)		IC 99% Bandwidth Power Limit (dBm)		IC 99% Bandwidth EIRP Limit (dBm)		FCC 26dB Bandwidth Power Limit (dBm)		6 dB Bandwidth for Straddle Channel (MHz)	
					Ant 1	Ant 2	Ant 1	Ant 2	Ant 1	Ant 2	Ant 1	Ant 2	Ant 1	Ant 2	Ant 1	Ant 2
11a	6Mbps	2	100	5500	16.95	16.80	25.05	23.95	23.25	29.25	23.98	---	---			
11a	6Mbps	2	116	5580	16.85	16.75	25.10	24.00	23.24	29.24	23.98	---	---			
11a	6Mbps	2	140	5700	16.95	16.80	25.20	24.15	23.25	29.25	23.98	---	---			
11a	6Mbps	2	144	5720	13.40	13.40	17.50	17.05	22.27	28.27	23.32	3.2	3.15			
VHT20	MCS0	2	100	5500	17.95	18.00	25.75	25.00	23.54	29.54	23.98	---	---			
VHT20	MCS0	2	116	5580	18.05	18.05	25.75	24.85	23.56	29.56	23.98	---	---			
VHT20	MCS0	2	140	5700	18.00	18.05	25.85	26.55	23.55	29.55	23.98	---	---			
VHT20	MCS0	2	144	5720	14.00	13.95	17.55	17.45	22.45	28.45	23.42	3.75	3.8			
VHT40	MCS0	2	102	5510	36.90	36.80	43.56	43.20	23.98	30.00	23.98	---	---			
VHT40	MCS0	2	110	5550	36.90	36.90	43.02	43.38	23.98	30.00	23.98	---	---			
VHT40	MCS0	2	134	5670	36.90	36.80	43.74	48.24	23.98	30.00	23.98	---	---			
VHT40	MCS0	2	142	5710	33.40	33.40	36.33	36.60	23.98	30.00	23.98	3.2	2.91			
VHT80	MCS0	2	106	5530	77.28	77.28	85.92	84.48	23.98	30.00	23.98	---	---			
VHT80	MCS0	2	122	5610	77.40	77.28	84.80	84.48	23.98	30.00	23.98	---	---			
VHT80	MCS0	2	138	5690	73.76	73.64	76.92	77.56	23.98	30.00	23.98	2.76	3.24			



Note: The occupied channel bandwidth is maintained within the band of operation for all of the modulations.



Test Engineer :	AnAn Wu, Howard Lin, Luffy Lin	Temperature :	21~25°C
		Relative Humidity :	51~54%

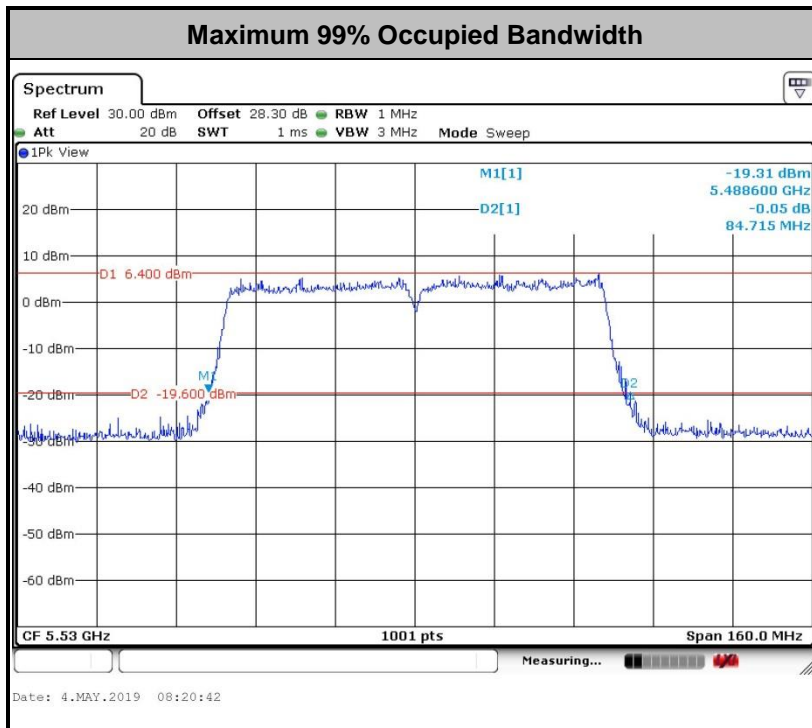
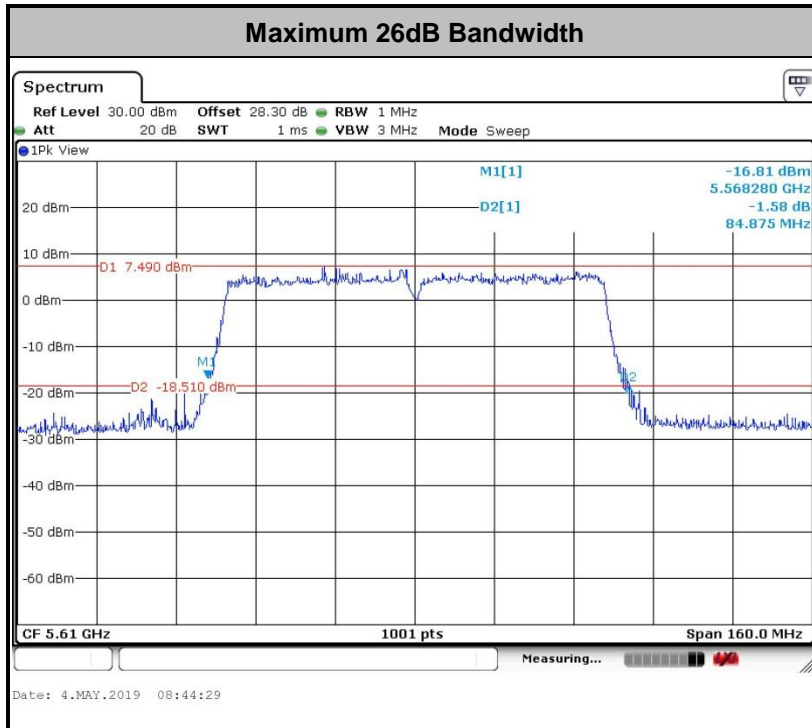
<TXBF Modes>

Band I												
Mod.	Data Rate	NTX	CH.	Freq. (MHz)	99% Bandwidth (MHz)		26 dB Bandwidth (MHz)		IC 99% Bandwidth Power Limit (dBm)		IC 99% Bandwidth EIRP Limit (dBm)	
					Ant 1	Ant 2	Ant 1	Ant 2	Ant 1	Ant 2	Ant 1	Ant 2
VHT20	MCS0	2	36	5180	17.93	17.88	24.73	24.23	-	-	22.52	
VHT20	MCS0	2	44	5220	17.88	17.88	24.68	24.13	-	-	22.52	
VHT20	MCS0	2	48	5240	17.93	17.88	25.18	24.33	-	-	22.52	
VHT40	MCS0	2	38	5190	37.26	37.26	48.82	45.67	-	-	23.01	
VHT40	MCS0	2	46	5230	37.36	37.06	66.35	42.53	-	-	23.01	
VHT80	MCS0	2	42	5210	77.08	77.08	83.60	83.28	-	-	23.01	

Band II														
Mod.	Data Rate	NTX	CH.	Freq. (MHz)	99% Bandwidth (MHz)		26 dB Bandwidth (MHz)		IC 99% Bandwidth Power Limit (dBm)		IC 99% Bandwidth EIRP Limit (dBm)		FCC 26dB Bandwidth Power Limit (dBm)	
					Ant 1	Ant 2	Ant 1	Ant 2	Ant 1	Ant 2	Ant 1	Ant 2	Ant 1	Ant 2
VHT20	MCS0	2	52	5260	17.88	16.53	24.98	25.48	23.18	23.18	29.18	29.18	23.98	
VHT20	MCS0	2	60	5300	17.93	17.88	32.42	24.28	23.52	23.52	29.52	29.52	23.98	
VHT20	MCS0	2	64	5320	17.93	17.88	24.73	24.43	23.52	23.52	29.52	29.52	23.98	
VHT40	MCS0	2	54	5270	37.66	37.06	53.05	44.24	23.98	23.98	30.00	30.00	23.98	
VHT40	MCS0	2	62	5310	37.16	37.26	45.85	45.05	23.98	23.98	30.00	30.00	23.98	
VHT80	MCS0	2	58	5290	76.96	76.84	82.96	83.60	23.98	23.98	30.00	30.00	23.98	



Band III																
Mod.	Data Rate	NTX	CH.	Freq. (MHz)	99% Bandwidth In U-NII 2C (MHz)		26 dB Bandwidth In U-NII 2C (MHz)		IC 99% Bandwidth Power Limit (dBm)		IC 99% Bandwidth EIRP Limit (dBm)		FCC 26dB Bandwidth Power Limit (dBm)		6 dB Bandwidth for Straddle Channel (MHz)	
					Ant 1	Ant 2	Ant 1	Ant 2	Ant 1	Ant 2	Ant 1	Ant 2	Ant 1	Ant 2	Ant 1	Ant 2
					VHT20	MCS0	2	100	5500	17.98	17.88	24.93	23.93	23.52	29.52	23.98
VHT20	MCS0	2	116	5580	17.93	17.88	24.88	25.33	23.52	29.52	23.98	---	---			
VHT20	MCS0	2	140	5700	17.93	17.93	24.93	25.03	23.54	29.54	23.98	---	---			
VHT20	MCS0	2	144	5720	13.94	13.94	17.49	17.29	22.44	28.44	23.38	3.841	3.841			
VHT40	MCS0	2	102	5510	37.16	37.26	45.32	45.85	23.98	30.00	23.98	---	---			
VHT40	MCS0	2	110	5550	37.46	37.16	44.96	43.52	23.98	30.00	23.98	---	---			
VHT40	MCS0	2	134	5670	37.26	37.26	45.85	45.14	23.98	30.00	23.98	---	---			
VHT40	MCS0	2	142	5710	33.58	33.48	35.95	36.31	23.98	30.00	23.98	3.162	2.803			
VHT80	MCS0	2	106	5530	77.44	76.96	84.72	83.60	23.98	30.00	23.98	---	---			
VHT80	MCS0	2	122	5610	77.20	77.32	84.88	83.92	23.98	30.00	23.98	---	---			
VHT80	MCS0	2	138	5690	73.36	73.36	77.52	78.80	23.98	30.00	23.98	3.204	3.204			



Note: The occupied channel bandwidth is maintained within the band of operation for all of the modulations.



3.2 Maximum Conducted Output Power Measurement

3.2.1 Limit of Maximum Conducted Output Power;

<FCC 14-30 CFR 15.407>

For the 5.15–5.25 GHz bands:

- For mobile and portable client devices in the 5.15–5.25 GHz band, the maximum conducted output power over the frequency band of operation shall not exceed 250 mW. For an indoor access point operating in the band 5.15-5.25 GHz, the maximum conducted output power over the frequency band of operation shall not exceed 1 W.

For the 5.25–5.725 GHz bands:

- The maximum conducted output power over the frequency bands of operation shall not exceed the lesser of 250 mW or $11 \text{ dBm} + 10 \log B$, where B is the 26 dB emission bandwidth in megahertz.

For Straddle Channel, according to KDB 789033 D02 General UNII Test Procedures New Rules v02r01, if the power and PSD of the devices are uniform and comply with the lower limits specified for the U-NII-2 bands, a single measurement over the entire emission bandwidth can be performed to show compliance.

If transmitting antennas of directional gain greater than 6 dBi are used, the peak output power shall be reduced by the amount in dB that the directional gain of the antenna exceeds 6 dBi.

Note that U-NII-2 band, devices with a maximum e.i.r.p. greater than 500 mW shall implement TPC in order to have the capability to operate at least 6 dB below the maximum permitted e.i.r.p. of 1 W.

3.2.2 Measuring Instruments

See list of measuring equipment of this test report.

3.2.3 Test Procedures

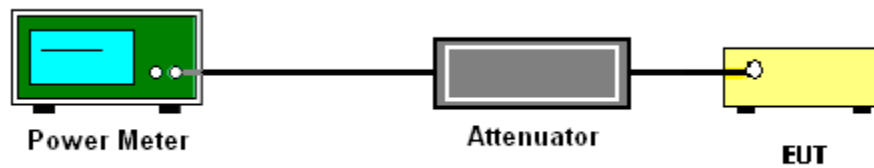
The testing follows Method PM-G of FCC KDB 789033 D02 General UNII Test Procedures New Rules v02r01 for TXBF modes.

Method PM-G (Measurement using a gated RF average power meter):

1. Measurement is performed using a wideband RF power meter.
2. The EUT is configured to transmit at its maximum power control level.
3. Measure the average power of the transmitter
4. Since the measurement is made only during the ON time of the transmitter, no duty cycle correction factor is required.

For Straddle Channel, according to KDB 789033 D02 General UNII Test Procedures New Rules v02r01, if the power and PSD of the devices are uniform and comply with the lower limits specified for the U-NII-2 bands, a single measurement over the entire emission bandwidth can be performed to show compliance.

3.2.4 Test Setup





3.2.5 Test Result of Maximum Conducted Output Power

Test Engineer :	Aking Chang, Howard Lin	Temperature :	21~25°C
		Relative Humidity :	51~54%

<CDD Mode>

FCC Band I												
Mod.	Data Rate	NTX	CH.	Freq. (MHz)	Average Conducted Power (dBm)			FCC Conducted Power Limit (dBm)		DG (dBi)		Pass/Fail
					Ant 1	Ant 2	SUM	Ant 1	Ant 2	Ant 1	Ant 2	
11a	6Mbps	1	36	5180	16.40	16.20		24.00	24.00	-0.69	2.16	Pass
11a	6Mbps	1	44	5220	16.30	16.10		24.00	24.00	-0.69	2.16	Pass
11a	6Mbps	1	48	5240	16.30	16.40		24.00	24.00	-0.69	2.16	Pass
HT20	MCS0	1	36	5180	16.10	15.90		24.00	24.00	-0.69	2.16	Pass
HT20	MCS0	1	44	5220	16.00	15.90		24.00	24.00	-0.69	2.16	Pass
HT20	MCS0	1	48	5240	16.00	16.20		24.00	24.00	-0.69	2.16	Pass
HT40	MCS0	1	38	5190	16.20	15.90		24.00	24.00	-0.69	2.16	Pass
HT40	MCS0	1	46	5230	16.00	16.40		24.00	24.00	-0.69	2.16	Pass
VHT20	MCS0	1	36	5180	16.20	16.00		24.00	24.00	-0.69	2.16	Pass
VHT20	MCS0	1	44	5220	16.10	16.00		24.00	24.00	-0.69	2.16	Pass
VHT20	MCS0	1	48	5240	16.10	16.30		24.00	24.00	-0.69	2.16	Pass
VHT40	MCS0	1	38	5190	16.30	16.00		24.00	24.00	-0.69	2.16	Pass
VHT40	MCS0	1	46	5230	16.10	16.50		24.00	24.00	-0.69	2.16	Pass
VHT80	MCS0	1	42	5210	13.60	14.00		24.00	24.00	-0.69	2.16	Pass
11a	6Mbps	2	36	5180	15.80	16.30	19.07	24.00			2.16	Pass
11a	6Mbps	2	44	5220	15.90	16.20	19.06	24.00			2.16	Pass
11a	6Mbps	2	48	5240	15.70	16.10	18.91	24.00			2.16	Pass
HT20	MCS0	2	36	5180	15.70	16.10	18.91	24.00			2.16	Pass
HT20	MCS0	2	44	5220	15.60	16.10	18.87	24.00			2.16	Pass
HT20	MCS0	2	48	5240	15.50	16.00	18.77	24.00			2.16	Pass
HT40	MCS0	2	38	5190	15.60	16.00	18.81	24.00			2.16	Pass
HT40	MCS0	2	46	5230	15.60	15.90	18.76	24.00			2.16	Pass
VHT20	MCS0	2	36	5180	15.80	16.20	19.01	24.00			2.16	Pass
VHT20	MCS0	2	44	5220	15.70	16.20	18.97	24.00			2.16	Pass
VHT20	MCS0	2	48	5240	15.60	16.10	18.87	24.00			2.16	Pass
VHT40	MCS0	2	38	5190	14.60	15.00	17.81	24.00			2.16	Pass
VHT40	MCS0	2	46	5230	15.70	16.00	18.86	24.00			2.16	Pass
VHT80	MCS0	2	42	5210	14.20	14.60	17.41	24.00			2.16	Pass



FCC Band II													
Mod.	Data Rate	NTX	CH.	Freq. (MHz)	Average Conducted Power (dBm)			FCC Conducted Power Limit (dBm)		DG (dBi)		EIRP Power Limit (dBm)	Pass/Fail
					Ant 1	Ant 2	SUM	Ant 1	Ant 2	Ant 1	Ant 2		
11a	6Mbps	1	52	5260	16.20	16.40		23.98	23.98	-0.69	2.16	30	Pass
11a	6Mbps	1	60	5300	16.30	16.30		23.98	23.98	-0.69	2.16	30	Pass
11a	6Mbps	1	64	5320	16.10	16.10		23.98	23.98	-0.69	2.16	30	Pass
HT20	MCS0	1	52	5260	16.10	16.20		23.98	23.98	-0.69	2.16	30	Pass
HT20	MCS0	1	60	5300	16.00	15.90		23.98	23.98	-0.69	2.16	30	Pass
HT20	MCS0	1	64	5320	15.90	16.30		23.98	23.98	-0.69	2.16	30	Pass
HT40	MCS0	1	54	5270	16.00	16.10		23.98	23.98	-0.69	2.16	30	Pass
HT40	MCS0	1	62	5310	13.60	13.40		23.98	23.98	-0.69	2.16	30	Pass
VHT20	MCS0	1	52	5260	16.20	16.30		23.98	23.98	-0.69	2.16	30	Pass
VHT20	MCS0	1	60	5300	16.10	16.00		23.98	23.98	-0.69	2.16	30	Pass
VHT20	MCS0	1	64	5320	16.00	16.40		23.98	23.98	-0.69	2.16	30	Pass
VHT40	MCS0	1	54	5270	16.10	16.20		23.98	23.98	-0.69	2.16	30	Pass
VHT40	MCS0	1	62	5310	13.70	13.50		23.98	23.98	-0.69	2.16	30	Pass
VHT80	MCS0	1	58	5290	10.00	10.00		23.98	23.98	-0.69	2.16	30	Pass
11a	6Mbps	2	52	5260	15.70	16.00	18.86	23.98		2.16		30	Pass
11a	6Mbps	2	60	5300	16.20	16.30	19.26	23.98		2.16		30	Pass
11a	6Mbps	2	64	5320	16.00	16.10	19.06	23.98		2.16		30	Pass
HT20	MCS0	2	52	5260	16.00	16.40	19.21	23.98		2.16		30	Pass
HT20	MCS0	2	60	5300	16.00	16.10	19.06	23.98		2.16		30	Pass
HT20	MCS0	2	64	5320	15.80	15.90	18.86	23.98		2.16		30	Pass
HT40	MCS0	2	54	5270	16.10	16.30	19.21	23.98		2.16		30	Pass
HT40	MCS0	2	62	5310	11.50	11.50	14.51	23.98		2.16		30	Pass
VHT20	MCS0	2	52	5260	16.10	16.50	19.31	23.98		2.16		30	Pass
VHT20	MCS0	2	60	5300	16.10	16.20	19.16	23.98		2.16		30	Pass
VHT20	MCS0	2	64	5320	15.90	16.00	18.96	23.98		2.16		30	Pass
VHT40	MCS0	2	54	5270	16.20	16.40	19.31	23.98		2.16		30	Pass
VHT40	MCS0	2	62	5310	11.60	11.60	14.61	23.98		2.16		30	Pass
VHT80	MCS0	2	58	5290	8.70	9.20	11.97	23.98		2.16		30	Pass



FCC Band III													
Mod.	Data Rate	NTX	CH.	Freq. (MHz)	Average Conducted Power (dBm)			FCC Conducted Power Limit (dBm)		DG (dBi)		EIRP Power Limit (dBm)	Pass/Fail
					Ant 1	Ant 2	SUM	Ant 1	Ant 2	Ant 1	Ant 2		
11a	6Mbps	1	100	5500	13.50	14.00		23.98	23.98	-0.22	2.16	30	Pass
11a	6Mbps	1	116	5580	13.70	13.90		23.98	23.98	-0.22	2.16	30	Pass
11a	6Mbps	1	140	5700	13.60	13.70		23.98	23.98	-0.22	2.16	30	Pass
11a	6Mbps	1	144	5720	13.60	13.70		23.41	23.41	-0.22	2.16	30	Pass
HT20	MCS0	1	100	5500	13.80	13.90		23.98	23.98	-0.22	2.16	30	Pass
HT20	MCS0	1	116	5580	13.70	13.80		23.98	23.98	-0.22	2.16	30	Pass
HT20	MCS0	1	140	5700	13.50	13.50		23.98	23.98	-0.22	2.16	30	Pass
HT20	MCS0	1	144	5720	13.90	13.50		23.55	23.54	-0.22	2.16	30	Pass
HT40	MCS0	1	102	5510	13.80	13.60		23.98	23.98	-0.22	2.16	30	Pass
HT40	MCS0	1	110	5550	13.50	13.80		23.98	23.98	-0.22	2.16	30	Pass
HT40	MCS0	1	134	5670	13.50	13.80		23.98	23.98	-0.22	2.16	30	Pass
HT40	MCS0	1	142	5710	13.40	13.90		23.98	23.98	-0.22	2.16	30	Pass
VHT20	MCS0	1	100	5500	13.90	14.00		23.98	23.98	-0.22	2.16	30	Pass
VHT20	MCS0	1	116	5580	13.80	13.90		23.98	23.98	-0.22	2.16	30	Pass
VHT20	MCS0	1	140	5700	13.60	13.60		23.98	23.98	-0.22	2.16	30	Pass
VHT20	MCS0	1	144	5720	14.00	13.60		23.55	23.54	-0.22	2.16	30	Pass
VHT40	MCS0	1	102	5510	13.90	13.70		23.98	23.98	-0.22	2.16	30	Pass
VHT40	MCS0	1	110	5550	13.60	13.90		23.98	23.98	-0.22	2.16	30	Pass
VHT40	MCS0	1	134	5670	13.60	13.90		23.98	23.98	-0.22	2.16	30	Pass
VHT40	MCS0	1	142	5710	13.50	14.00		23.98	23.98	-0.22	2.16	30	Pass
VHT80	MCS0	1	106	5530	13.90	13.90		23.98	23.98	-0.22	2.16	30	Pass
VHT80	MCS0	1	122	5610	14.00	13.80		23.98	23.98	-0.22	2.16	30	Pass
VHT80	MCS0	1	138	5690	14.10	14.00		23.98	23.98	-0.22	2.16	30	Pass



FCC Band III													
Mod.	Data Rate	NTX	CH.	Freq. (MHz)	Average Conducted Power (dBm)			FCC Conducted Power Limit (dBm)		DG (dBi)		EIRP Power Limit (dBm)	Pass/Fail
					Ant 1	Ant 2	SUM	Ant 1	Ant 2	Ant 1	Ant 2		
11a	6Mbps	2	100	5500	13.30	13.80	16.57	23.98		2.16		30	Pass
11a	6Mbps	2	116	5580	13.70	13.70	16.71	23.98		2.16		30	Pass
11a	6Mbps	2	140	5700	13.90	13.00	16.48	23.98		2.16		30	Pass
11a	6Mbps	2	144	5720	13.70	12.80	16.28	23.32		2.16		30	Pass
HT20	MCS0	2	100	5500	13.10	13.30	16.21	23.98		2.16		30	Pass
HT20	MCS0	2	116	5580	13.50	13.20	16.36	23.98		2.16		30	Pass
HT20	MCS0	2	140	5700	13.90	12.50	16.27	23.98		2.16		30	Pass
HT20	MCS0	2	144	5720	13.60	12.30	16.01	23.42		2.16		30	Pass
HT40	MCS0	2	102	5510	13.20	13.40	16.31	23.98		2.16		30	Pass
HT40	MCS0	2	110	5550	13.40	13.50	16.46	23.98		2.16		30	Pass
HT40	MCS0	2	134	5670	13.70	13.20	16.47	23.98		2.16		30	Pass
HT40	MCS0	2	142	5710	13.60	12.80	16.23	23.98		2.16		30	Pass
VHT20	MCS0	2	100	5500	13.20	13.70	16.47	23.98		2.16		30	Pass
VHT20	MCS0	2	116	5580	13.60	13.60	16.61	23.98		2.16		30	Pass
VHT20	MCS0	2	140	5700	14.00	12.90	16.50	23.98		2.16		30	Pass
VHT20	MCS0	2	144	5720	13.70	12.70	16.24	23.42		2.16		30	Pass
VHT40	MCS0	2	102	5510	13.30	13.50	16.41	23.98		2.16		30	Pass
VHT40	MCS0	2	110	5550	13.50	13.60	16.56	23.98		2.16		30	Pass
VHT40	MCS0	2	134	5670	13.80	13.30	16.57	23.98		2.16		30	Pass
VHT40	MCS0	2	142	5710	13.70	12.90	16.33	23.98		2.16		30	Pass
VHT80	MCS0	2	106	5530	13.20	13.70	16.47	23.98		2.16		30	Pass
VHT80	MCS0	2	122	5610	13.60	13.10	16.37	23.98		2.16		30	Pass
VHT80	MCS0	2	138	5690	13.60	13.10	16.37	23.98		2.16		30	Pass



Test Engineer :	AnAn Wu, Howard Lin, Luffy Lin	Temperature :	21~25°C
		Relative Humidity :	51~54%

<TXBF>

FCC Band I												
Mod.	Data Rate	NTX	CH.	Freq. (MHz)	Average Conducted Power (dBm)			FCC Conducted Power Limit (dBm)		DG (dBi)		Pass/Fail
					Ant 1	Ant 2	SUM	Ant 1	Ant 2	Ant 1	Ant 2	
VHT20	MCS0	2	36	5180	16.40	16.40	19.41	24.00		3.86		Pass
VHT20	MCS0	2	44	5220	16.40	16.30	19.36	24.00		3.86		Pass
VHT20	MCS0	2	48	5240	16.40	16.30	19.36	24.00		3.86		Pass
VHT40	MCS0	2	38	5190	15.90	15.90	18.91	24.00		3.86		Pass
VHT40	MCS0	2	46	5230	16.30	16.40	19.36	24.00		3.86		Pass
VHT80	MCS0	2	42	5210	15.60	15.50	18.56	24.00		3.86		Pass

FCC Band II													
Mod.	Data Rate	NTX	CH.	Freq. (MHz)	Average Conducted Power (dBm)			FCC Conducted Power Limit (dBm)		DG (dBi)		EIRP Power Limit (dBm)	Pass/Fail
					Ant 1	Ant 2	SUM	Ant 1	Ant 2	Ant 1	Ant 2		
VHT20	MCS0	2	52	5260	16.40	16.00	19.21	23.98		3.86		30	Pass
VHT20	MCS0	2	60	5300	16.40	16.30	19.36	23.98		3.86		30	Pass
VHT20	MCS0	2	64	5320	16.40	16.20	19.31	23.98		3.86		30	Pass
VHT40	MCS0	2	54	5270	16.40	16.30	19.36	23.98		3.86		30	Pass
VHT40	MCS0	2	62	5310	11.80	11.40	14.61	23.98		3.86		30	Pass
VHT80	MCS0	2	58	5290	15.50	15.20	18.36	23.98		3.86		30	Pass



FCC Band III													
Mod.	Data Rate	NTX	CH.	Freq. (MHz)	Average Conducted Power (dBm)			FCC Conducted Power Limit (dBm)		DG (dBi)		EIRP Power Limit (dBm)	Pass/Fail
					Ant 1	Ant 2	SUM	Ant 1	Ant 2	Ant 1	Ant 2		
VHT20	MCS0	2	100	5500	13.80	13.70	16.76	23.98		4.06		30	Pass
VHT20	MCS0	2	116	5580	13.60	13.50	16.56	23.98		4.06		30	Pass
VHT20	MCS0	2	140	5700	13.70	13.50	16.61	23.98		4.06		30	Pass
VHT20	MCS0	2	144	5720	13.80	13.50	16.66	23.38		4.06		30	Pass
VHT40	MCS0	2	102	5510	13.70	13.60	16.66	23.98		4.06		30	Pass
VHT40	MCS0	2	110	5550	13.80	13.50	16.66	23.98		4.06		30	Pass
VHT40	MCS0	2	134	5670	13.80	13.70	16.76	23.98		4.06		30	Pass
VHT40	MCS0	2	142	5710	13.90	13.50	16.71	23.98		4.06		30	Pass
VHT80	MCS0	2	106	5530	13.40	13.10	16.26	23.98		4.06		30	Pass
VHT80	MCS0	2	122	5610	13.90	13.90	16.91	23.98		4.06		30	Pass
VHT80	MCS0	2	138	5690	13.90	13.60	16.76	23.98		4.06		30	Pass



3.3 Power Spectral Density Measurement

3.3.1 Limit of Power Spectral Density

<FCC 14-30 CFR 15.407>

For the 5.15–5.25 GHz bands:

For mobile and portable client devices in the 5.15–5.25 GHz band, the maximum power spectral density shall not exceed 11 dBm in any 1.0 MHz band. For an indoor access point operating in the band 5.15-5.25 GHz, the maximum power spectral density shall not exceed 17 dBm in any 1.0 MHz band.

For the 5.25–5.725 GHz bands:

The maximum power spectral density shall not exceed 11 dBm in any 1.0 MHz band.

For Straddle Channel, according to KDB 789033 D02 General UNII Test Procedures New Rules v02r01, if the power and PSD of the devices are uniform and comply with the lower limits specified for the U-NII-2 bands, a single measurement over the entire emission bandwidth can be performed to show compliance.

If transmitting antennas of directional gain greater than 6 dBi are used, the peak output power shall be reduced by the amount in dB that the directional gain of the antenna exceeds 6 dBi.

3.3.2 Measuring Instruments

See list of measuring equipment of this test report.



3.3.3 Test Procedures

The testing follows FCC KDB 789033 D02 General UNII Test Procedures New Rules v02r01.
Section F) Maximum power spectral density.

<CDD Modes>

Method SA-2

(trace averaging across on and off times of the EUT transmissions, followed by duty cycle correction).

- Measure the duty cycle.
- Set span to encompass the entire emission bandwidth (EBW) of the signal.
- Set RBW = 1 MHz.
- Set VBW \geq 3 MHz.
- Number of points in sweep \geq 2 Span / RBW.
- Sweep time = auto.
- Detector = RMS
- Trace average at least 100 traces in power averaging mode.
- Add $10 \log(1/x)$, where x is the duty cycle, to the measured power in order to compute the average power during the actual transmission times. For example, add $10 \log(1/0.25) = 6$ dB if the duty cycle is 25 percent.

<TXBF Modes>

Method SA-3

(power averaging (rms) detection with max hold):

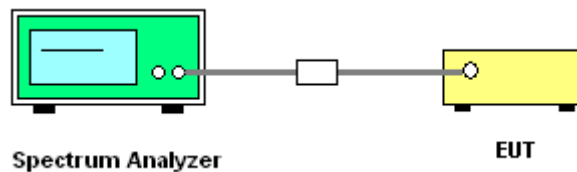
- Set span to encompass the entire emission bandwidth (EBW) of the signal.
- Set RBW = 1 MHz.
- Set VBW \geq 3 MHz
- Number of points in sweep \geq 2 Span / RBW.
- Sweep time \leq (number of points in sweep) \times T, when duty cycle is less than 98 percent where T is the minimum transmission duration over which the transmitter is on and is transmitting at its maximum power control level for the tested mode of operation.
- Detector = power averaging (rms).
- Trace mode = max hold.
- Allow max hold to run for at least 60 seconds, or longer as needed to allow the trace to stabilize.

1. The RF output of EUT was connected to the spectrum analyzer by a low loss cable.
2. Each plot has already offset with cable loss, and attenuator loss. Measure the PPSD and record it.
3. For MIMO mode, calculation method follows FCC KDB 662911 D01 Multiple Transmitter Output v02r01.

Method (a): Measure and sum the spectra across the outputs.

The total final Power Spectral Density is from a device with 2 transmitter outputs. The spectrum measurements of the individual outputs are all performed with the same span and number of points; the spectrum value in the first spectral bin of output 1 is summed with that in the first spectral bin of output 2 to obtain the value for the first frequency bin of the summed spectrum.

3.3.4 Test Setup





3.3.5 Test Result of Power Spectral Density

Test Engineer :	Aking Chang, Howard Lin	Temperature :	21~25°C
		Relative Humidity :	51~54%

<CDD Modes>

FCC Band I														
Mod.	Data Rate	NTX	CH.	Freq. (MHz)	Duty Factor (dB)		Average Power Density (dBm/MHz)			Average PSD Limit (dBm/MHz)		DG (dBi)		Pass /Fail
					Ant 1	Ant 2	Ant 1	Ant 2	SUM	Ant 1	Ant 2	Ant 1	Ant 2	
11a	6Mbps	1	36	5180	0.23	0.20	4.81	5.08		11.00	11.00	-0.69	2.16	Pass
11a	6Mbps	1	44	5220	0.23	0.20	4.84	5.27		11.00	11.00	-0.69	2.16	Pass
11a	6Mbps	1	48	5240	0.23	0.20	4.80	5.32		11.00	11.00	-0.69	2.16	Pass
VHT20	MCS0	1	36	5180	0.22	0.24	4.75	4.44		11.00	11.00	-0.69	2.16	Pass
VHT20	MCS0	1	44	5220	0.22	0.24	4.62	4.56		11.00	11.00	-0.69	2.16	Pass
VHT20	MCS0	1	48	5240	0.22	0.24	4.52	5.06		11.00	11.00	-0.69	2.16	Pass
VHT40	MCS0	1	38	5190	0.43	0.48	2.18	1.74		11.00	11.00	-0.69	2.16	Pass
VHT40	MCS0	1	46	5230	0.43	0.48	2.04	2.36		11.00	11.00	-0.69	2.16	Pass
VHT80	MCS0	1	42	5210	0.51	0.50	-3.51	-2.87		11.00	11.00	-0.69	2.16	Pass
11a	6Mbps	2	36	5180	0.20	0.20			7.75	11.00		3.86		Pass
11a	6Mbps	2	44	5220	0.20	0.20			7.96	11.00		3.86		Pass
11a	6Mbps	2	48	5240	0.20	0.20			7.81	11.00		3.86		Pass
VHT20	MCS0	2	36	5180	0.24	0.22			7.10	11.00		3.86		Pass
VHT20	MCS0	2	44	5220	0.24	0.22			7.19	11.00		3.86		Pass
VHT20	MCS0	2	48	5240	0.24	0.22			7.20	11.00		3.86		Pass
VHT40	MCS0	2	38	5190	0.39	0.43			3.72	11.00		3.86		Pass
VHT40	MCS0	2	46	5230	0.39	0.43			4.85	11.00		3.86		Pass
VHT80	MCS0	2	42	5210	0.51	0.51			0.50	11.00		3.86		Pass



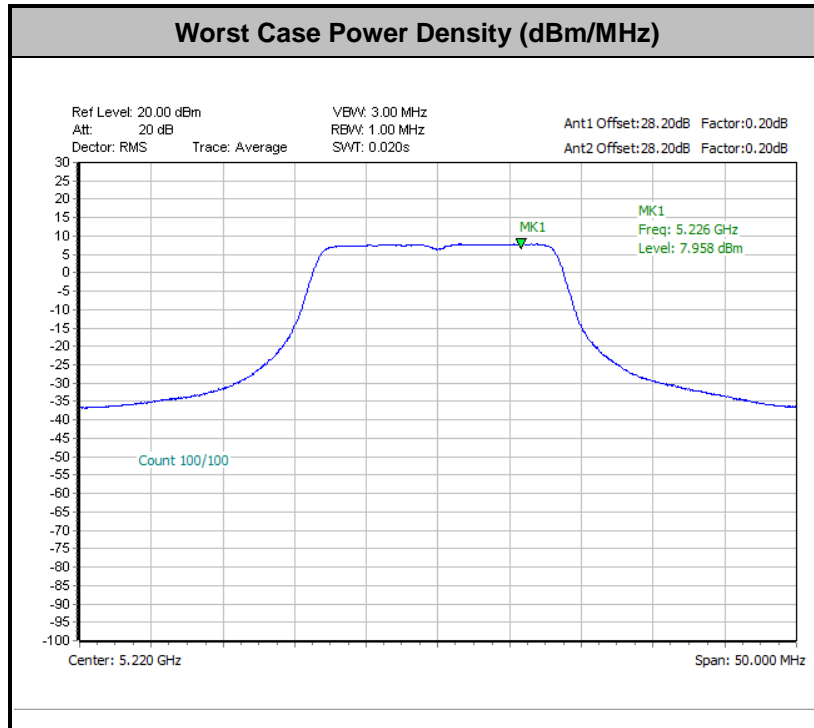
Band II														
Mod.	Data Rate	NTX	CH.	Freq. (MHz)	Duty Factor (dB)		Average Power Density (dBm/MHz)			Average PSD Limit (dBm/MHz)		DG (dBi)		Pass /Fail
					Ant 1	Ant 2	Ant 1	Ant 2	SUM	Ant 1	Ant 2	Ant 1	Ant 2	
11a	6Mbps	1	52	5260	0.23	0.20	4.77	5.18		11.00	11.00	-0.69	2.16	Pass
11a	6Mbps	1	60	5300	0.23	0.20	4.55	4.91		11.00	11.00	-0.69	2.16	Pass
11a	6Mbps	1	64	5320	0.23	0.20	4.28	4.92		11.00	11.00	-0.69	2.16	Pass
VHT20	MCS0	1	52	5260	0.22	0.24	4.52	5.02		11.00	11.00	-0.69	2.16	Pass
VHT20	MCS0	1	60	5300	0.22	0.24	4.32	4.76		11.00	11.00	-0.69	2.16	Pass
VHT20	MCS0	1	64	5320	0.22	0.24	4.01	5.13		11.00	11.00	-0.69	2.16	Pass
VHT40	MCS0	1	54	5270	0.43	0.48	1.88	2.09		11.00	11.00	-0.69	2.16	Pass
VHT40	MCS0	1	62	5310	0.43	0.48	-0.99	-0.57		11.00	11.00	-0.69	2.16	Pass
VHT80	MCS0	1	58	5290	0.51	0.50	-7.65	-6.67		11.00	11.00	-0.69	2.16	Pass
11a	6Mbps	2	52	5260	0.20	0.20			7.40	11.00		3.86	Pass	
11a	6Mbps	2	60	5300	0.20	0.20			7.52	11.00		3.86	Pass	
11a	6Mbps	2	64	5320	0.20	0.20			7.41	11.00		3.86	Pass	
VHT20	MCS0	2	52	5260	0.24	0.22			7.59	11.00		3.86	Pass	
VHT20	MCS0	2	60	5300	0.24	0.22			7.30	11.00		3.86	Pass	
VHT20	MCS0	2	64	5320	0.24	0.22			7.13	11.00		3.86	Pass	
VHT40	MCS0	2	54	5270	0.39	0.43			5.23	11.00		3.86	Pass	
VHT40	MCS0	2	62	5310	0.39	0.43			0.43	11.00		3.86	Pass	
VHT80	MCS0	2	58	5290	0.51	0.51			-5.85	11.00		3.86	Pass	



Band III														
Mod.	Data Rate	NTX	CH.	Freq. (MHz)	Duty Factor (dB)		Average Power Density (dBm/MHz)			Average PSD Limit (dBm/MHz)		DG (dBi)		Pass /Fail
					Ant 1	Ant 2	Ant 1	Ant 2	SUM	Ant 1	Ant 2	Ant 1	Ant 2	
11a	6Mbps	1	100	5500	0.23	0.20	2.50	3.07		11.00	11.00	-0.22	2.16	Pass
11a	6Mbps	1	116	5580	0.23	0.20	2.92	3.41		11.00	11.00	-0.22	2.16	Pass
11a	6Mbps	1	140	5700	0.23	0.20	1.95	2.02		11.00	11.00	-0.22	2.16	Pass
11a	6Mbps	1	144	5720	0.23	0.20	2.08	2.11		11.00	11.00	-0.22	2.16	Pass
VHT20	MCS0	1	100	5500	0.22	0.24	2.72	2.86		11.00	11.00	-0.22	2.16	Pass
VHT20	MCS0	1	116	5580	0.22	0.24	2.62	3.26		11.00	11.00	-0.22	2.16	Pass
VHT20	MCS0	1	140	5700	0.22	0.24	1.62	1.84		11.00	11.00	-0.22	2.16	Pass
VHT20	MCS0	1	144	5720	0.22	0.24	2.24	1.91		11.00	11.00	-0.22	2.16	Pass
VHT40	MCS0	1	102	5510	0.43	0.48	-0.08	0.07		11.00	11.00	-0.22	2.16	Pass
VHT40	MCS0	1	110	5550	0.43	0.48	-0.35	-0.15		11.00	11.00	-0.22	2.16	Pass
VHT40	MCS0	1	134	5670	0.43	0.48	-1.02	-0.81		11.00	11.00	-0.22	2.16	Pass
VHT40	MCS0	1	142	5710	0.43	0.48	-0.87	-0.70		11.00	11.00	-0.22	2.16	Pass
VHT80	MCS0	1	106	5530	0.51	0.50	-3.21	-2.68		11.00	11.00	-0.22	2.16	Pass
VHT80	MCS0	1	122	5610	0.51	0.50	-3.95	-2.97		11.00	11.00	-0.22	2.16	Pass
VHT80	MCS0	1	138	5690	0.51	0.50	-3.52	-3.19		11.00	11.00	-0.22	2.16	Pass



Band III														
Mod.	Data Rate	NTX	CH.	Freq. (MHz)	Duty Factor (dB)		Average Power Density (dBm/MHz)			Average PSD Limit (dBm/MHz)		DG (dBi)		Pass /Fail
					Ant 1	Ant 2	Ant 1	Ant 2	SUM	Ant 1	Ant 2	Ant 1	Ant 2	
11a	6Mbps	2	100	5500	0.20	0.20			5.36	11.00	4.06		Pass	
11a	6Mbps	2	116	5580	0.20	0.20			5.73	11.00	4.06		Pass	
11a	6Mbps	2	140	5700	0.20	0.20			4.88	11.00	4.06		Pass	
11a	6Mbps	2	144	5720	0.20	0.20			4.56	11.00	4.06		Pass	
VHT20	MCS0	2	100	5500	0.24	0.22			5.03	11.00	4.06		Pass	
VHT20	MCS0	2	116	5580	0.24	0.22			5.38	11.00	4.06		Pass	
VHT20	MCS0	2	140	5700	0.24	0.22			5.00	11.00	4.06		Pass	
VHT20	MCS0	2	144	5720	0.24	0.22			5.13	11.00	4.06		Pass	
VHT40	MCS0	2	102	5510	0.39	0.43			2.67	11.00	4.06		Pass	
VHT40	MCS0	2	110	5550	0.39	0.43			2.96	11.00	4.06		Pass	
VHT40	MCS0	2	134	5670	0.39	0.43			2.51	11.00	4.06		Pass	
VHT40	MCS0	2	142	5710	0.39	0.43			2.47	11.00	4.06		Pass	
VHT80	MCS0	2	106	5530	0.51	0.51			-0.46	11.00	4.06		Pass	
VHT80	MCS0	2	122	5610	0.51	0.51			-0.77	11.00	4.06		Pass	
VHT80	MCS0	2	138	5690	0.51	0.51			-0.67	11.00	4.06		Pass	



Note: Average Power Density (dB) = Measured value+ Duty Factor



Test Engineer :	AnAn Wu, Howard Lin, Luffy Lin	Temperature :	21~25°C
		Relative Humidity :	51~54%

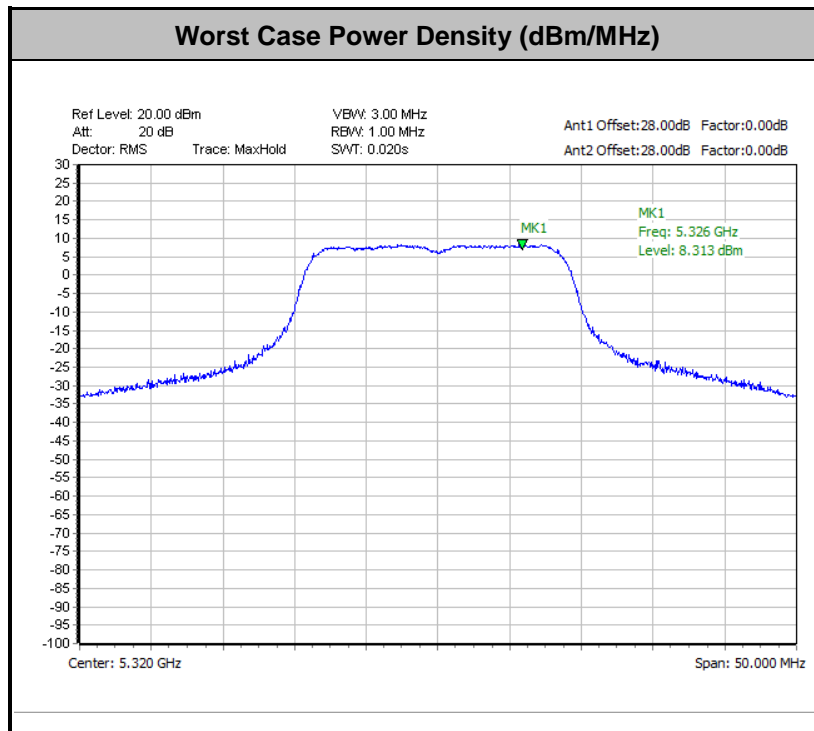
<TXBF Modes>

FCC Band I														
Mod.	Data Rate	NTX	CH.	Freq. (MHz)	Duty Factor (dB)		Average Power Density (dBm/MHz)			Average PSD Limit (dBm/MHz)		DG (dBi)		Pass /Fail
					Ant 1	Ant 2	Ant 1	Ant 2	SUM	Ant 1	Ant 2	Ant 1	Ant 2	
VHT20	MCS0	2	36	5180	0.00	0.00			5.95	11.00	3.86		Pass	
VHT20	MCS0	2	44	5220	0.00	0.00			7.34	11.00	3.86		Pass	
VHT20	MCS0	2	48	5240	0.00	0.00			7.29	11.00	3.86		Pass	
VHT40	MCS0	2	38	5190	0.00	0.00			6.09	11.00	3.86		Pass	
VHT40	MCS0	2	46	5230	0.00	0.00			6.46	11.00	3.86		Pass	
VHT80	MCS0	2	42	5210	0.00	0.00			6.63	11.00	3.86		Pass	

Band II														
Mod.	Data Rate	NTX	CH.	Freq. (MHz)	Duty Factor (dB)		Average Power Density (dBm/MHz)			Average PSD Limit (dBm/MHz)		DG (dBi)		Pass /Fail
					Ant 1	Ant 2	Ant 1	Ant 2	SUM	Ant 1	Ant 2	Ant 1	Ant 2	
VHT20	MCS0	2	52	5260	0.00	0.00			5.71	11.00	3.86		Pass	
VHT20	MCS0	2	60	5300	0.00	0.00			8.05	11.00	3.86		Pass	
VHT20	MCS0	2	64	5320	0.00	0.00			8.31	11.00	3.86		Pass	
VHT40	MCS0	2	54	5270	0.00	0.00			7.05	11.00	3.86		Pass	
VHT40	MCS0	2	62	5310	0.00	0.00			1.53	11.00	3.86		Pass	
VHT80	MCS0	2	58	5290	0.00	0.00			4.70	11.00	3.86		Pass	



Band III														
Mod.	Data Rate	NTX	CH.	Freq. (MHz)	Duty Factor (dB)		Average Power Density (dBm/MHz)			Average PSD Limit (dBm/MHz)		DG (dBi)		Pass /Fail
					Ant 1	Ant 2	Ant 1	Ant 2	SUM	Ant 1	Ant 2	Ant 1	Ant 2	
VHT20	MCS0	2	100	5500	0.00	0.00			6.07	11.00	4.06		Pass	
VHT20	MCS0	2	116	5580	0.00	0.00			5.15	11.00	4.06		Pass	
VHT20	MCS0	2	140	5700	0.00	0.00			5.59	11.00	4.06		Pass	
VHT20	MCS0	2	144	5720	0.00	0.00			6.21	11.00	4.06		Pass	
VHT40	MCS0	2	102	5510	0.00	0.00			2.98	11.00	4.06		Pass	
VHT40	MCS0	2	110	5550	0.00	0.00			3.99	11.00	4.06		Pass	
VHT40	MCS0	2	134	5670	0.00	0.00			3.76	11.00	4.06		Pass	
VHT40	MCS0	2	142	5710	0.00	0.00			3.17	11.00	4.06		Pass	
VHT80	MCS0	2	106	5530	0.00	0.00			3.01	11.00	4.06		Pass	
VHT80	MCS0	2	122	5610	0.00	0.00			5.35	11.00	4.06		Pass	
VHT80	MCS0	2	138	5690	0.00	0.00			3.80	11.00	4.06		Pass	





3.4 Unwanted Emissions Measurement

This section is to measure unwanted emissions through radiated measurement for band edge spurious emissions and out of band emissions measurement.

3.4.1 Limit of Unwanted Emissions

- (1) For transmitters operating in the 5150-5250 MHz band: all emissions outside of the 5150-5350 MHz band shall not exceed an EIRP of -27dBm/MHz.

For transmitters operating in the 5250-5350 MHz band: all emissions outside of the 5150-5350 MHz band shall not exceed an EIRP of -27 dBm/MHz. Devices operating in the 5250-5350 MHz band that generate emissions in the 5150-5250 MHz band must meet all applicable technical requirements for operation in the 5150-5250 MHz band (including indoor use) or alternatively meet an out-of-band emission EIRP limit of -27 dBm/MHz in the 5150-5250 MHz band.

For transmitters operating in the 5470-5600 MHz and 5650-5725MHz band: all emissions outside of the 5470-5600 MHz and 5650-5725MHz band shall not exceed an EIRP of -27 dBm/MHz.

- (2) Unwanted spurious emissions fallen in restricted bands shall comply with the general field strength limits as below table:

Frequency (MHz)	Field Strength (microvolts/meter)	Measurement Distance (meters)
0.009 – 0.490	2400/F(kHz)	300
0.490 – 1.705	24000/F(kHz)	30
1.705 – 30.0	30	30
30 – 88	100	3
88 – 216	150	3
216 - 960	200	3
Above 960	500	3

Note: The following formula is used to convert the EIRP to field strength.

$$E = \frac{1000000\sqrt{30P}}{3} \text{ } \mu\text{V/m, where P is the eirp (Watts)}$$

EIRP (dBm)	Field Strength at 3m (dBµV/m)
- 27	68.3



- (3) KDB789033 D02 v02r01 G)2)c)
 - (i) Section 15.407(b)(1) to (b)(3) specify the unwanted emission limits for the U-NII-1 and U-NII-2 bands. As specified, emissions above 1000 MHz that are outside of the restricted bands are subject to a peak emission limit of -27 dBm/MHz.³
 - (ii) Section 15.407(b)(4) specifies the unwanted emission limit for the U-NII-3 band. A band emissions mask is specified in Section 15.407(b)(4)(i). The emission limits are in terms of a Peak detector. An alternative to the band emissions mask is specified in Section 15.407(b)(4)(ii). The alternative limits are based on the highest antenna gain specified in the filing. There are also marketing and importation restrictions for the devices using the alternative limit.⁴

Note 3: An out-of-band emission that complies with both the average and peak limits of Section 15.209 is not required to satisfy the -27 dBm/MHz peak emission limit.

Note 4: Only devices with antenna gains of 10 dBi or less may be approved using the emission limits specified in Section 15.247(d) till March 2, 2018; all other devices operating in this band must use the mask specified in Section 15.407(b)(4)(i).

3.4.2 Measuring Instruments

See list of measuring equipment of this test report.

3.4.3 Test Procedures

1. The testing follows FCC KDB 789033 D02 General UNII Test Procedures New Rules v02r01. Section G) Unwanted emissions measurement.
 - (1) Procedure for Unwanted Emissions Measurements Below 1000MHz
 - RBW = 120 kHz
 - VBW = 300 kHz
 - Detector = Peak
 - Trace mode = max hold
 - (2) Procedure for Peak Unwanted Emissions Measurements Above 1000 MHz
 - RBW = 1 MHz
 - VBW ≥ 3 MHz
 - Detector = Peak
 - Sweep time = auto
 - Trace mode = max hold

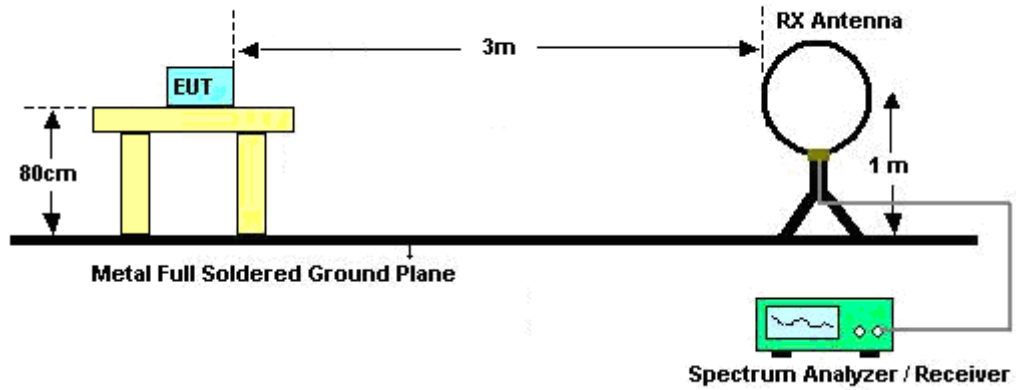


(3) Procedures for Average Unwanted Emissions Measurements Above 1000MHz

- RBW = 1 MHz
 - VBW = 10 Hz, when duty cycle is no less than 98 percent.
 - $VBW \geq 1/T$, when duty cycle is less than 98 percent where T is the minimum transmission duration over which the transmitter is on and is transmitting at its maximum power control level for the tested mode of operation.
2. The EUT was placed on a turntable with 0.8 meter for frequency below 1GHz and 1.5 meter for frequency above 1GHz respectively above ground.
 3. The EUT was set 3 meters from the interference receiving antenna which was mounted on the top of a variable height antenna tower.
 4. The antenna is a broadband antenna and its height is adjusted between one meter and four meters above ground to find the maximum value of the field strength for both horizontal polarization and vertical polarization of the antenna.
 5. For each suspected emission, the EUT was arranged to its worst case and then adjust the antenna tower (from 1 m to 4 m) and turntable (from 0 degree to 360 degrees) to find the maximum reading.
 6. For testing below 1GHz, if the emission level of the EUT in peak mode was 3 dB lower than the limit specified, then peak values of EUT will be reported, otherwise, the emissions will be repeated one by one using the CISPR quasi-peak method and reported.
 7. For testing above 1GHz, the emission level of the EUT in peak mode was 20dB lower than average limit (that means the emission level in average mode also complies with the limit in average mode), then peak values of EUT will be reported, otherwise, the emissions will be measured in average mode again and reported.

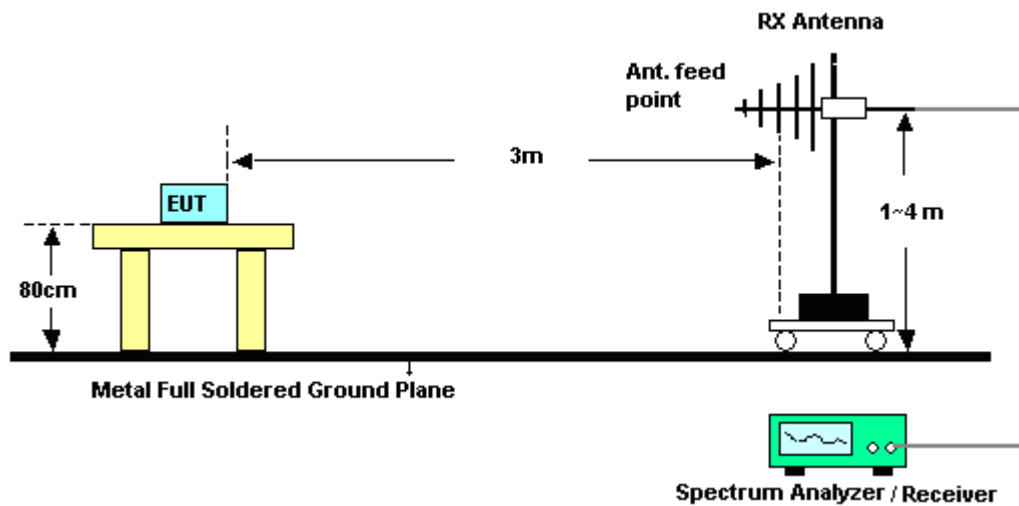
3.4.4 Test Setup

For radiated emissions below 30MHz

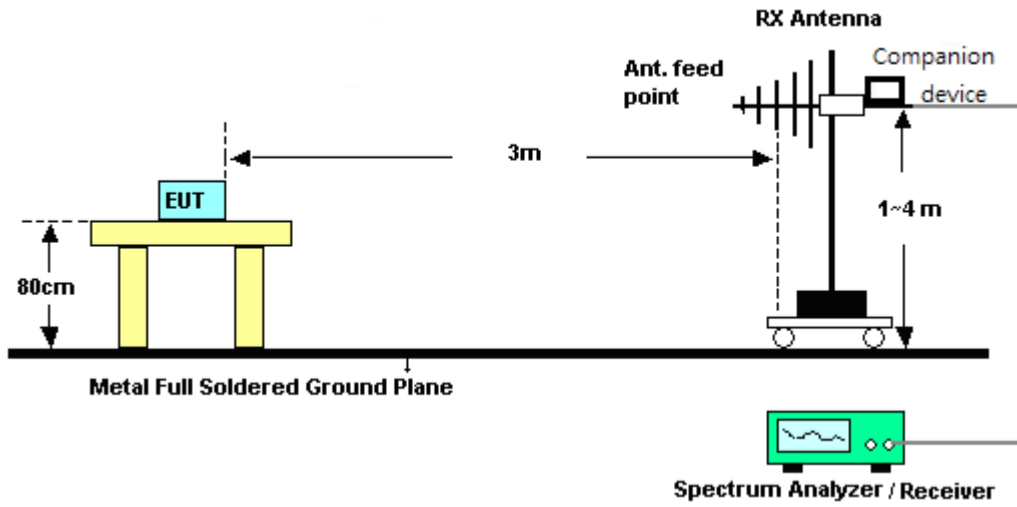


For radiated emissions from 30MHz to 1GHz

<CDD Mode>

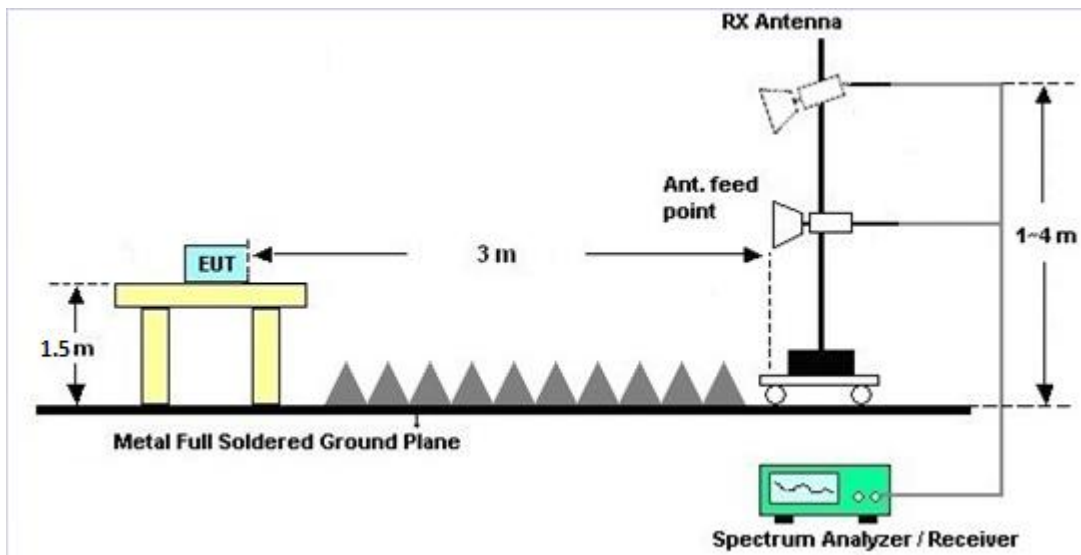


<TXBF Modes>

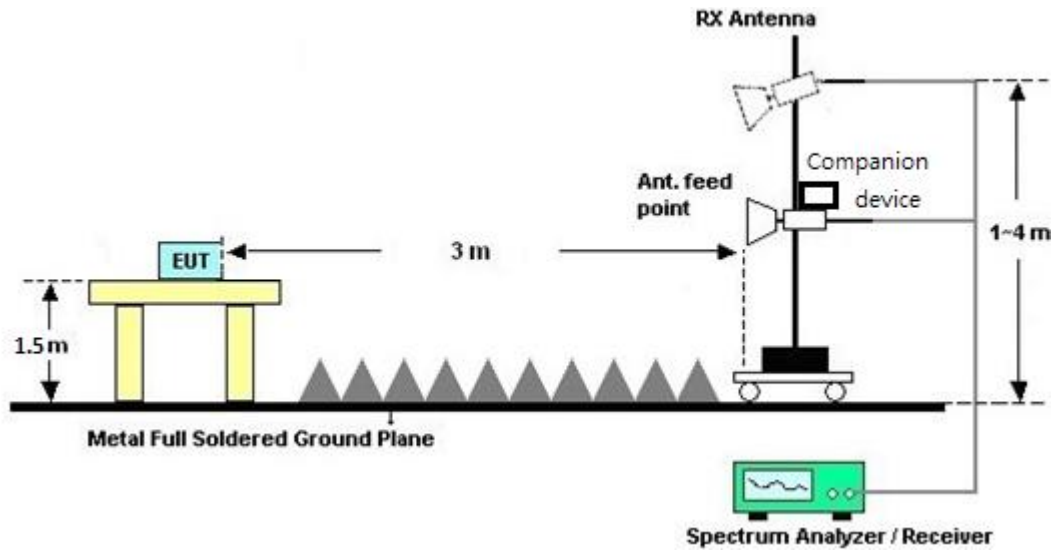


For radiated emissions above 1GHz

<CDD Mode>



<TXBF Modes>



3.4.5 Test Results of Radiated Spurious Emissions (9 kHz ~ 30 MHz)

The low frequency, which started from 9 kHz to 30MHz, was pre-scanned and the result which was 20dB lower than the limit line was not reported.

There is a comparison data of both open-field test site and alternative test site - semi-Anechoic chamber according to 414788 D01 Radiated Test Site v01r01, and the result came out very similar.

3.4.6 Test Result of Radiated Spurious at Band Edges

Please refer to Appendix B and C.

3.4.7 Duty Cycle

Please refer to Appendix D.

3.4.8 Test Result of Radiated Spurious Emissions (30MHz ~ 10th Harmonic)

Please refer to Appendix B and C.



3.5 AC Conducted Emission Measurement

3.5.1 Limit of AC Conducted Emission

For equipment that is designed to be connected to the public utility (AC) power line, the radio frequency voltage that is conducted back onto the AC power line on any frequency or frequencies within the band 150 kHz to 30 MHz shall not exceed the limits in the following table.

Frequency of emission (MHz)	Conducted limit (dB μ V)	
	Quasi-peak	Average
0.15-0.5	66 to 56*	56 to 46*
0.5-5	56	46
5-30	60	50

*Decreases with the logarithm of the frequency.

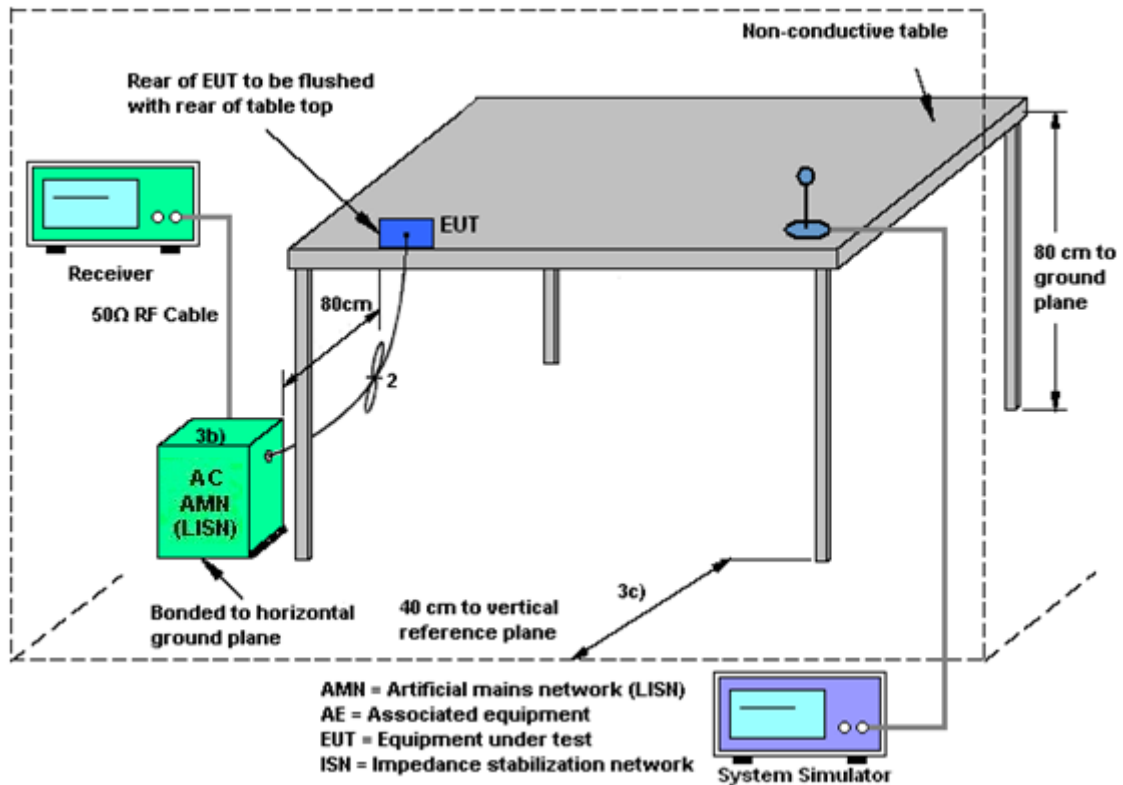
3.5.2 Measuring Instruments

See list of measuring equipment of this test report.

3.5.3 Test Procedures

1. The EUT was placed 0.4 meter from the conducting wall of the shielding room was kept at least 80 centimeters from any other grounded conducting surface.
2. Connect EUT to the power mains through a line impedance stabilization network (LISN).
3. All the support units are connecting to the other LISN.
4. The LISN provides 50 ohm coupling impedance for the measuring instrument.
5. The FCC states that a 50 ohm, 50 microhenry LISN should be used.
6. Both sides of AC line were checked for maximum conducted interference.
7. The frequency range from 150 kHz to 30 MHz was searched.
8. Set the test-receiver system to Peak Detect Function and specified bandwidth with Maximum Hold Mode.

3.5.4 Test Setup



3.5.5 Test Result of AC Conducted Emission

Please refer to Appendix A.



3.6 Automatically Discontinue Transmission

3.6.1 Limit of Automatically Discontinue Transmission

The device shall automatically discontinue transmission in case of either absence of information to transmit or operational failure. These provisions are not intended to preclude the transmission of control or signaling information or the use of repetitive codes used by certain digital technologies to complete frame or burst intervals. Applicants shall include in their application for equipment authorization to describe how this requirement is met.

3.6.2 Measuring Instruments

See list of measuring equipment of this test report.

3.6.3 Test Result of Automatically Discontinue Transmission

While the EUT is not transmitting any information, the EUT can automatically discontinue transmission and become standby mode for power saving. The EUT can detect the controlling signal of ACK message transmitting from remote device and verify whether it shall resend or discontinue transmission.



3.7 Antenna Requirements

3.7.1 Standard Applicable

If transmitting antenna directional gain is greater than 6 dBi, both the peak transmit power and the peak power spectral density shall be reduced by the amount in dB that the directional gain of the antenna exceeds 6 dBi.

3.7.2 Antenna Anti-Replacement Construction

An embedded-in antenna design is used.

3.7.3 Antenna Gain

<CDD Modes >

FCC KDB 662911 D01 Multiple Transmitter Output v02r01

For CDD transmissions, directional gain is calculated as

Directional gain = GANT + Array Gain, where Array Gain is as follows.

For power spectral density (PSD) measurements on all devices,

Array Gain = 10 log(NANT/NSS=1) dB.

For power measurements on IEEE 802.11 devices,

Array Gain = 0 dB (i.e., no array gain) for NANT ≤ 4.

Directional gain may be calculated by using the formulas applicable to equal gain antennas with GANT set equal to the gain of the antenna having the highest gain;

The EUT supports CDD mode.

For power, the directional gain GANT is set equal to the antenna having the highest gain, i.e., F)2)f)i).

For PSD, the directional gain calculation is following F)2)f)ii) of KDB 662911 D01 v02r01.

The power and PSD limit should be modified if the directional gain of EUT is over 6 dBi,

The directional gain "DG" is calculated as following table.

<CDD Modes>						
	Ant. 1	Ant. 2	DG for Power	DG for PSD	Power Limit Reduction	PSD Limit Reduction
	(dBi)	(dBi)	(dBi)	(dBi)	(dB)	(dB)
Band I	-0.69	2.16	2.16	3.86	0.00	0.00
Band II	-0.69	2.16	2.16	3.86	0.00	0.00
Band III	-0.22	2.16	2.16	4.06	0.00	0.00

Power limit reduction = Composite gain – 6dBi, (min = 0)

PSD limit reduction = Composite gain + PSD Array gain – 6dBi, (min = 0)

TXBF modes

FCC KDB 662911 D01 Multiple Transmitter Output v02r01

For CDD transmissions, directional gain is calculated as

$$DirectionalGain = 10 \cdot \log \left[\frac{\sum_{j=1}^{N_{SS}} \left\{ \sum_{k=1}^{N_{ANT}} g_{j,k} \right\}^2}{N_{ANT}} \right]$$

where

Each antenna is driven by no more than one spatial stream;

N_{SS} = the number of independent spatial streams of data;

N_{ANT} = the total number of antennas

$g_{j,k} = 10^{G_k / 20}$ if the k th antenna is being fed by spatial stream j , or zero if it is not;
 G_k is the gain in dBi of the k th antenna.

The EUT supports beamforming for 802.11ac modes.

The directional gain calculation is following F)2)e)ii) of KDB 662911 D01 v02r01.

The power and PSD limit should be modified if the directional gain of EUT is over 6 dBi,

The directional gain “DG” is calculated as following table.

			DG	DG	Power	PSD
			for	for	Limit	Limit
	Ant 1	Ant 2	Power	PSD	Reduction	Reduction
	(dBi)	(dBi)	(dBi)	(dBi)	(dB)	(dB)
Band I	-0.69	2.16	3.86	3.86	0.00	0.00
Band II	-0.69	2.16	3.86	3.86	0.00	0.00
Band III	-0.22	2.16	4.06	4.06	0.00	0.00

$Power\ Limit\ Reduction = DG(Power) - 6dBi, (min = 0)$

$PSD\ Limit\ Reduction = DG(PSD) - 6dBi, (min = 0)$



4 List of Measuring Equipment

Instrument	Manufacturer	Model No.	Serial No.	Characteristics	Calibration Date	Test Date	Due Date	Remark
AC Power Source	ChainTek	APC-1000W	N/A	N/A	N/A	Mar. 24, 2019	N/A	Conduction (CO05-HY)
EMI Test Receiver	Rohde & Schwarz	ESR3	102388	9KHz~3.6GHz	Nov. 12, 2018	Mar. 24, 2019	Nov. 11, 2019	Conduction (CO05-HY)
LISN	Rohde & Schwarz	ENV216	100080	9kHz~30MHz	Nov. 14, 2018	Mar. 24, 2019	Nov. 13, 2019	Conduction (CO05-HY)
LISN	Rohde & Schwarz	ENV216	100081	9kHz~30MHz	Nov. 09, 2018	Mar. 24, 2019	Nov. 08, 2019	Conduction (CO05-HY)
Software	Rohde & Schwarz	EMC32 V10.30	N/A	N/A	N/A	Mar. 24, 2019	N/A	Conduction (CO05-HY)
RF Cable	HUBER + SUHNER	RG 214/U	1358175	9kHz~30MHz	Sep. 14, 2018	Mar. 24, 2019	Sep. 13, 2019	Conduction (CO05-HY)
Pulse Limiter	SCHWARZBECK	VTSD 9561-F N	9561-F N00373	9kHz-200MHz	Nov. 08, 2018	Mar. 24, 2019	Nov. 07, 2019	Conduction (CO05-HY)
Power Sensor	DARE	RPR3006W	16I00054S NO10	10MHz~6GHz	Dec. 19, 2018	Apr. 04, 2019~ May 06, 2019	Dec. 18 2019	Conducted (TH05-HY)
Signal Analyzer	Rohde & Schwarz	FSV40	101397	10Hz~40GHz	Nov. 13, 2018	Apr. 19, 2019~ May 06, 2019	Nov. 12, 2019	Conducted (TH05-HY)
Switch Box & RF Cable	Burgeon	ETF-058	EC120838 2	N/A	Mar. 27, 2019	Apr. 19, 2019~ May 06, 2019	Mar. 26, 2020	Conducted (TH05-HY)
Power Sensor	DARE	RPR3006W	15I00041S NO10	10MHz~6GHz	May. 07, 2018	Apr. 04, 2019~ May 06, 2019	May. 06, 2019	Conducted (TH05-HY)
Spectrum Analyzer	Rohde & Schwarz	FSP40	100057	9kHz-40GHz	Nov. 21, 2018	Apr. 04, 2019~ May 06, 2019	Nov. 20, 2019	Conducted (TH05-HY)
Switch Box & RF Cable	Burgeon	ETF-058	EC120838 2	N/A	Mar. 27, 2019	Apr. 04, 2019~ May 06, 2019	Mar. 26, 2020	Conducted (TH05-HY)
Loop Antenna	Rohde & Schwarz	HFH2-Z2	100488	9 kHz~30 MHz	Jan. 07, 2019	Apr. 05, 2019~ May 07, 2019	Jan. 06, 2020	Radiation (03CH13-HY)
Horn Antenna	SCHWARZBECK	BBHA 9120 D	9120D-124 1	1GHz ~ 18GHz	Jun. 29, 2018	Apr. 05, 2019~ May 07, 2019	Jun. 28, 2019	Radiation (03CH13-HY)
Bilog Antenna	TESEQ	CBL 6111D&00800 N1D01N-06	37059&01	30MHz~1GHz	Oct. 13, 2018	Apr. 05, 2019~ May 07, 2019	Oct. 12, 2019	Radiation (03CH13-HY)
SHF-EHF Horn Antenna	SCHWARZBECK	BBHA 9170	BBHA9170 584	18GHz- 40GHz	Dec. 05, 2018	Apr. 05, 2019~ May 07, 2019	Dec. 04, 2019	Radiation (03CH13-HY)
Preamplifier	Keysight	83017A	MY532700 80	1GHz~26.5GHz	Nov. 14, 2018	Apr. 05, 2019~ May 07, 2019	Nov. 13, 2020	Radiation (03CH13-HY)
Preamplifier	MITEQ	AMF-7D-0010 1800-30-10P	1590074	1GHz~18GHz	May 21, 2018	Apr. 05, 2019~ May 07, 2019	May 20, 2019	Radiation (03CH13-HY)
Amplifier	Sonoma-Instrument	310 N	187282	9KHz~1GHz	Dec. 18, 2018	Apr. 05, 2019~ May 07, 2019	Dec. 17, 2019	Radiation (03CH13-HY)
Amplifier	MITEQ	TTA1840-35-HG	1871923	18GHz~40GHz, VSWR : 2.5:1 max	Jul. 16, 2018	Apr. 05, 2019~ May 07, 2019	Jul. 15, 2019	Radiation (03CH13-HY)



Instrument	Manufacturer	Model No.	Serial No.	Characteristics	Calibration Date	Test Date	Due Date	Remark
RF Cable	HUBER + SUHNER	SUCOFLEX 126E	0030/126E	30M-18G	Feb. 13, 2019	Apr. 05, 2019~ May 07, 2019	Feb. 12, 2020	Radiation (03CH13-HY)
RF Cable	HUBER + SUHNER	SUCOFLEX 104	804793/4	30M-18G	Feb. 13, 2019	Apr. 05, 2019~ May 07, 2019	Feb. 12, 2020	Radiation (03CH13-HY)
RF Cable	HUBER + SUHNER	SUCOFLEX 104	MY24961/ 4	30M-18G	Feb. 13, 2019	Apr. 05, 2019~ May 07, 2019	Feb. 12, 2020	Radiation (03CH13-HY)
RF Cable	HUBER + SUHNER	SUCOFLEX 102	MY2859/2	30M~40GHz	Mar. 13, 2019	Apr. 05, 2019~ May 07, 2019	Mar. 12, 2020	Radiation (03CH13-HY)
RF Cable	HUBER + SUHNER	SUCOFLEX 102	MY4274/2	30M~40GHz	Mar. 13, 2019	Apr. 05, 2019~ May 07, 2019	Mar. 12, 2020	Radiation (03CH13-HY)
Spectrum Analyzer	Agilent	N9010A	MY553705 26	10Hz~44GHz	Mar. 19, 2019	Apr. 05, 2019~ May 07, 2019	Mar. 18, 2020	Radiation (03CH13-HY)
Antenna Mast	EMEC	AM-BS-4500- B	N/A	1m~4m	N/A	Apr. 05, 2019~ May 07, 2019	N/A	Radiation (03CH13-HY)
Turn Table	EMEC	TT2000	N/A	0~360 Degree	N/A	Apr. 05, 2019~ May 07, 2019	N/A	Radiation (03CH13-HY)
Software	AUDIX	E3 6.2009-8-24c	RK-001124	N/A	N/A	Apr. 05, 2019~ May 07, 2019	N/A	Radiation (03CH13-HY)
EMI Test Receiver	Keysight	N9038A (MXE)	MY541300 85	20Hz ~ 8.4GHz	Nov. 01, 2018	Apr. 05, 2019~ May 07, 2019	Oct. 31, 2019	Radiation (03CH13-HY)
Filter	Woken	WHKX8-5272. 5-6750-18000 -40ST	SN5	6.75G Highpass	Mar.13, 2019	Apr. 05, 2019~ May 07, 2019	Mar. 12, 2020	Radiation (03CH13-HY)
Filter	Wainwright	WHKX12-108 0-1200-15000 -60ST	SN3	1.2G Low Pass	Jul. 05, 2018	Apr. 05, 2019~ May 07, 2019	Jul. 04, 2019	Radiation (03CH13-HY)



5 Uncertainty of Evaluation

Uncertainty of Conducted Emission Measurement (150kHz ~ 30MHz)

Measuring Uncertainty for a Level of Confidence of 95% ($U = 2Uc(y)$)	2.20
---	------

Uncertainty of Radiated Emission Measurement (30 MHz ~ 1000 MHz)

Measuring Uncertainty for a Level of Confidence of 95% ($U = 2Uc(y)$)	4.90
---	------

Uncertainty of Radiated Emission Measurement (1000 MHz ~ 18000 MHz)

Measuring Uncertainty for a Level of Confidence of 95% ($U = 2Uc(y)$)	5.40
---	------

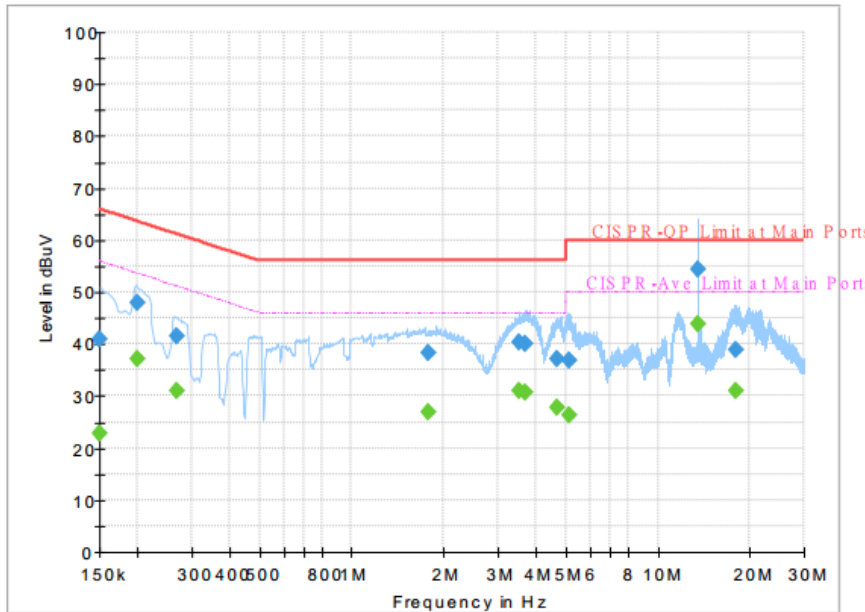
Uncertainty of Radiated Emission Measurement (18000 MHz ~ 40000 MHz)

Measuring Uncertainty for a Level of Confidence of 95% ($U = 2Uc(y)$)	4.30
---	------



Appendix A. AC Conducted Emission Test Results

Test Engineer :	Jimmy Chang	Temperature :	24~26°C
		Relative Humidity :	51~54%
Test Voltage :	120Vac / 60Hz	Phase :	Line

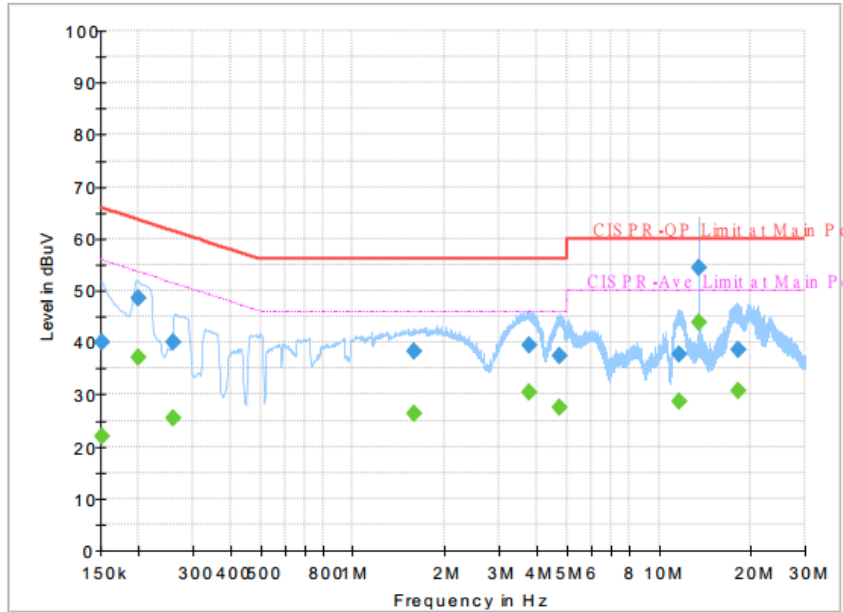


Final Result

Frequency (MHz)	QuasiPeak (dBuV)	CAverage (dBuV)	Limit (dBuV)	Margin (dB)	Line	Filter	Corr. (dB)
0.150000	---	22.72	56.00	33.28	L1	OFF	19.5
0.150000	40.97	---	66.00	25.03	L1	OFF	19.5
0.199500	---	37.27	53.63	16.36	L1	OFF	19.5
0.199500	48.04	---	63.63	15.59	L1	OFF	19.5
0.269250	---	30.95	51.14	20.19	L1	OFF	19.5
0.269250	41.39	---	61.14	19.75	L1	OFF	19.5
1.788000	---	27.05	46.00	18.95	L1	OFF	19.6
1.788000	38.25	---	56.00	17.75	L1	OFF	19.6
3.536250	---	31.00	46.00	15.00	L1	OFF	19.6
3.536250	40.43	---	56.00	15.57	L1	OFF	19.6
3.680250	---	30.69	46.00	15.31	L1	OFF	19.6
3.680250	40.02	---	56.00	15.98	L1	OFF	19.6
4.692750	---	27.85	46.00	18.15	L1	OFF	19.6
4.692750	37.14	---	56.00	18.86	L1	OFF	19.6
5.109000	---	26.45	50.00	23.55	L1	OFF	19.6
5.109000	36.81	---	60.00	23.19	L1	OFF	19.6
13.560000	---	43.96	50.00	6.04	L1	OFF	19.7
13.560000	54.48	---	60.00	5.52	L1	OFF	19.7
18.042000	---	31.02	50.00	18.98	L1	OFF	19.8
18.042000	38.81	---	60.00	21.19	L1	OFF	19.8



Test Engineer :	Jimmy Chang	Temperature :	24~26°C
		Relative Humidity :	51~54%
Test Voltage :	120Vac / 60Hz	Phase :	Neutral



Final Result

Frequency (MHz)	QuasiPeak (dBuV)	CAverage (dBuV)	Limit (dBuV)	Margin (dB)	Line	Filter	Corr. (dB)
0.152250	---	21.91	55.88	33.97	N	OFF	19.5
0.152250	40.07	---	65.88	25.81	N	OFF	19.5
0.199500	---	37.26	53.63	16.37	N	OFF	19.5
0.199500	48.65	---	63.63	14.98	N	OFF	19.5
0.260250	---	25.47	51.42	25.95	N	OFF	19.5
0.260250	40.01	---	61.42	21.41	N	OFF	19.5
1.587750	---	26.36	46.00	19.64	N	OFF	19.6
1.587750	38.16	---	56.00	17.84	N	OFF	19.6
3.754500	---	30.44	46.00	15.56	N	OFF	19.6
3.754500	39.40	---	56.00	16.60	N	OFF	19.6
4.762500	---	27.40	46.00	18.60	N	OFF	19.6
4.762500	37.41	---	56.00	18.59	N	OFF	19.6
11.690250	---	28.63	50.00	21.37	N	OFF	19.7
11.690250	37.59	---	60.00	22.41	N	OFF	19.7
13.560000	---	43.91	50.00	6.09	N	OFF	19.8
13.560000	54.37	---	60.00	5.63	N	OFF	19.8
18.111750	---	30.76	50.00	19.24	N	OFF	19.9
18.111750	38.46	---	60.00	21.54	N	OFF	19.9



Appendix B. Radiated Spurious Emission

Test Engineer :	Alex Jheng, JC Liang, Wilson Wu	Temperature :	24.7~25.2°C
		Relative Humidity :	52~52%

<CDD Mode>

<XSLATE>

Band 1 - 5150~5250MHz
WIFI 802.11a (Band Edge @ 3m)

WIFI Ant. 1	Note	Frequency (MHz)	Level (dBμV/m)	Over Limit (dB)	Limit Line (dBμV/m)	Read Level (dBμV)	Antenna Factor (dB/m)	Path Loss (dB)	Preamp Factor (dB)	Ant Pos (cm)	Table Pos (deg)	Peak Avg. (P/A)	Pol. (H/V)	
802.11a CH 36 5180MHz		5125.84	51.82	-22.18	74	43.55	31.68	6.07	29.48	265	60	P	H	
		5149.5	42.64	-11.36	54	34.36	31.69	6.08	29.49	265	60	A	H	
	*	5180	107.66	-	-	99.34	31.71	6.1	29.49	265	60	P	H	
	*	5180	100.46	-	-	92.14	31.71	6.1	29.49	265	60	A	H	
													H	
			5146.12	50.68	-23.32	74	42.4	31.69	6.08	29.49	296	178	P	V
			5147.68	42.97	-11.03	54	34.69	31.69	6.08	29.49	296	178	A	V
	*		5180	107.33	-	-	99.01	31.71	6.1	29.49	296	178	P	V
	*		5180	100.08	-	-	91.76	31.71	6.1	29.49	296	178	A	V
														V
802.11a CH 44 5220MHz		5149.76	51.35	-22.65	74	43.07	31.69	6.08	29.49	264	71	P	H	
		5148.72	40.81	-13.19	54	32.53	31.69	6.08	29.49	264	71	A	H	
	*	5220	107.79	-	-	99.45	31.73	6.11	29.5	264	71	P	H	
	*	5220	100.64	-	-	92.3	31.73	6.11	29.5	264	71	A	H	
			5362.56	49	-25	74	40.59	31.82	6.12	29.53	264	71	P	H
			5350.24	40	-14	54	31.59	31.81	6.12	29.52	264	71	A	H
			5089.44	50.5	-23.5	74	42.27	31.66	6.05	29.48	286	179	P	V
			5150	41.59	-12.41	54	33.31	31.69	6.08	29.49	286	179	A	V
	*		5220	107.3	-	-	98.96	31.73	6.11	29.5	286	179	P	V
	*		5220	100.08	-	-	91.74	31.73	6.11	29.5	286	179	A	V
			5390	48.18	-25.82	74	39.76	31.83	6.12	29.53	286	179	P	V
			5452.72	40.11	-13.89	54	31.61	31.87	6.17	29.54	286	179	A	V



802.11a CH 48 5240MHz		5026.78	49.94	-24.06	74	41.77	31.62	6.01	29.46	261	74	P	H
		5059.8	40.26	-13.74	54	32.06	31.64	6.03	29.47	261	74	A	H
	*	5240	108.52	-	-	100.17	31.74	6.11	29.5	261	74	P	H
	*	5240	101.24	-	-	92.89	31.74	6.11	29.5	261	74	A	H
		5448.52	48.04	-25.96	74	39.54	31.87	6.17	29.54	261	74	P	H
		5452.72	39.89	-14.11	54	31.39	31.87	6.17	29.54	261	74	A	H
		5087.1	49.85	-24.15	74	41.63	31.65	6.05	29.48	275	178	P	V
		5125.58	40.23	-13.77	54	31.96	31.68	6.07	29.48	275	178	A	V
	*	5240	107.27	-	-	98.92	31.74	6.11	29.5	275	178	P	V
	*	5240	100.15	-	-	91.8	31.74	6.11	29.5	275	178	A	V
		5452.72	48.94	-25.06	74	40.44	31.87	6.17	29.54	275	178	P	V
		5452.72	39.92	-14.08	54	31.42	31.87	6.17	29.54	275	178	A	V
Remark	1. No other spurious found. 2. All results are PASS against Peak and Average limit line.												



Band 1 5150~5250MHz
WIFI 802.11a (Harmonic @ 3m)

WIFI Ant. 1	Note	Frequency (MHz)	Level (dBμV/m)	Over Limit (dB)	Limit Line (dBμV/m)	Read Level (dBμV)	Antenna Factor (dB/m)	Path Loss (dB)	Preamp Factor (dB)	Ant Pos (cm)	Table Pos (deg)	Peak Avg. (P/A)	Pol. (H/V)
802.11a CH 36 5180MHz		10360	47.04	-21.16	68.2	54.33	39.76	9.91	56.96	100	0	P	H
		15540	44.96	-29.04	74	50.34	38.62	12.65	56.65	100	0	P	H
													H
													H
		10360	45.99	-22.21	68.2	53.28	39.76	9.91	56.96	100	0	P	V
		15540	44.77	-29.23	74	50.15	38.62	12.65	56.65	100	0	P	V
													V
													V
802.11a CH 44 5220MHz		10440	46.27	-21.93	68.2	53.36	39.88	9.95	56.92	100	0	P	H
		15660	45.04	-28.96	74	50.5	38.33	12.72	56.51	100	0	P	H
													H
													H
		10440	48.16	-20.04	68.2	55.25	39.88	9.95	56.92	100	0	P	V
		15660	44.98	-29.02	74	50.44	38.33	12.72	56.51	100	0	P	V
													V
													V
802.11a CH 48 5240MHz		10480	47.86	-20.34	68.2	54.83	39.97	9.97	56.91	100	0	P	H
		15720	44.82	-29.18	74	50.36	38.16	12.74	56.44	100	0	P	H
													H
													H
		10480	46.95	-21.25	68.2	53.92	39.97	9.97	56.91	100	0	P	V
		15720	44.31	-29.69	74	49.85	38.16	12.74	56.44	100	0	P	V
													V
													V
Remark	1. No other spurious found. 2. All results are PASS against Peak and Average limit line.												



Band 1 5150~5250MHz
WIFI 802.11ac VHT20 (Band Edge @ 3m)

WIFI Ant. 1	Note	Frequency (MHz)	Level (dBμV/m)	Over Limit (dB)	Limit Line (dBμV/m)	Read Level (dBμV)	Antenna Factor (dB/m)	Path Loss (dB)	Preamp Factor (dB)	Ant Pos (cm)	Table Pos (deg)	Peak Avg. (P/A)	Pol. (H/V)	
802.11ac VHT20 CH 36 5180MHz		5148.98	51.65	-22.35	74	43.37	31.69	6.08	29.49	267	59	P	H	
		5150	42.73	-11.27	54	34.45	31.69	6.08	29.49	267	59	A	H	
	*	5180	107.54	-	-	99.22	31.71	6.1	29.49	267	59	P	H	
	*	5180	100.32	-	-	92	31.71	6.1	29.49	267	59	A	H	
													H	
														H
			5132.08	51.04	-22.96	74	42.77	31.68	6.07	29.48	295	179	P	V
			5149.24	42.89	-11.11	54	34.61	31.69	6.08	29.49	295	179	A	V
		*	5180	106.78	-	-	98.46	31.71	6.1	29.49	295	179	P	V
		*	5180	99.54	-	-	91.22	31.71	6.1	29.49	295	179	A	V
													V	
													V	
802.11ac VHT20 CH 44 5220MHz		5120.9	48.91	-25.09	74	40.65	31.67	6.07	29.48	263	75	P	H	
		5145.34	41.01	-12.99	54	32.73	31.69	6.08	29.49	263	75	A	H	
		*	5220	108.07	-	-	99.73	31.73	6.11	29.5	263	75	P	H
		*	5220	100.76	-	-	92.42	31.73	6.11	29.5	263	75	A	H
			5450.48	48.26	-25.74	74	39.76	31.87	6.17	29.54	263	75	P	H
			5351.92	39.88	-14.12	54	31.47	31.81	6.12	29.52	263	75	A	H
			5134.42	49.93	-24.07	74	41.66	31.68	6.07	29.48	285	179	P	V
			5149.5	41.6	-12.4	54	33.32	31.69	6.08	29.49	285	179	A	V
		*	5220	107.36	-	-	99.02	31.73	6.11	29.5	285	179	P	V
		*	5220	99.92	-	-	91.58	31.73	6.11	29.5	285	179	A	V
		5409.32	49.23	-24.77	74	40.79	31.84	6.13	29.53	285	179	P	V	
		5452.72	39.98	-14.02	54	31.48	31.87	6.17	29.54	285	179	A	V	



802.11ac VHT20 CH 48 5240MHz		5134.42	49.72	-24.28	74	41.45	31.68	6.07	29.48	261	74	P	H
		5065	40.22	-13.78	54	32.01	31.64	6.04	29.47	261	74	A	H
	*	5240	108.25	-	-	99.9	31.74	6.11	29.5	261	74	P	H
	*	5240	100.94	-	-	92.59	31.74	6.11	29.5	261	74	A	H
		5439.84	48.32	-25.68	74	39.84	31.86	6.16	29.54	261	74	P	H
		5452.72	39.82	-14.18	54	31.32	31.87	6.17	29.54	261	74	A	H
		5046.8	49.88	-24.12	74	41.69	31.63	6.03	29.47	306	178	P	V
		5111.54	40.2	-13.8	54	31.95	31.67	6.06	29.48	306	178	A	V
	*	5240	107.35	-	-	99	31.74	6.11	29.5	306	178	P	V
	*	5240	99.72	-	-	91.37	31.74	6.11	29.5	306	178	A	V
		5388.04	49.38	-24.62	74	40.96	31.83	6.12	29.53	306	178	P	V
		5453	39.67	-14.33	54	31.17	31.87	6.17	29.54	306	178	A	V
Remark	1. No other spurious found. 2. All results are PASS against Peak and Average limit line.												



Band 1 5150~5250MHz
WIFI 802.11ac VHT20 (Harmonic @ 3m)

WIFI Ant. 1	Note	Frequency (MHz)	Level (dBμV/m)	Over Limit (dB)	Limit Line (dBμV/m)	Read Level (dBμV)	Antenna Factor (dB/m)	Path Loss (dB)	Preamp Factor (dB)	Ant Pos (cm)	Table Pos (deg)	Peak Avg. (P/A)	Pol. (H/V)
802.11ac VHT20 CH 36 5180MHz		10360	46.47	-21.73	68.2	53.76	39.76	9.91	56.96	100	0	P	H
		15540	45.22	-28.78	74	50.6	38.62	12.65	56.65	100	0	P	H
													H
													H
		10360	45.6	-22.6	68.2	52.89	39.76	9.91	56.96	100	0	P	V
		15540	45.08	-28.92	74	50.46	38.62	12.65	56.65	100	0	P	V
													V
802.11ac VHT20 CH 44 5220MHz		10440	47.23	-20.97	68.2	54.32	39.88	9.95	56.92	100	0	P	H
		15660	44.18	-29.82	74	49.64	38.33	12.72	56.51	100	0	P	H
													H
													H
		10440	46.83	-21.37	68.2	53.92	39.88	9.95	56.92	100	0	P	V
		15660	44.21	-29.79	74	49.67	38.33	12.72	56.51	100	0	P	V
													V
802.11ac VHT20 CH 48 5240MHz		10480	47.86	-20.34	68.2	54.83	39.97	9.97	56.91	100	0	P	H
		15720	44.96	-29.04	74	50.5	38.16	12.74	56.44	100	0	P	H
													H
													H
		10480	47.17	-21.03	68.2	54.14	39.97	9.97	56.91	100	0	P	V
		15720	44.93	-29.07	74	50.47	38.16	12.74	56.44	100	0	P	V
													V
Remark	1. No other spurious found.												
	2. All results are PASS against Peak and Average limit line.												



Band 1 5150~5250MHz
WIFI 802.11ac VHT40 (Band Edge @ 3m)

WIFI Ant. 1	Note	Frequency (MHz)	Level (dBμV/m)	Over Limit (dB)	Limit Line (dBμV/m)	Read Level (dBμV)	Antenna Factor (dB/m)	Path Loss (dB)	Preamp Factor (dB)	Ant Pos (cm)	Table Pos (deg)	Peak Avg. (P/A)	Pol. (H/V)
802.11ac VHT40 CH 38 5190MHz		5146.64	57.71	-16.29	74	49.43	31.69	6.08	29.49	283	60	P	H
		5149.5	49.21	-4.79	54	40.93	31.69	6.08	29.49	283	60	A	H
	*	5190	104.72	-	-	96.4	31.71	6.1	29.49	283	60	P	H
	*	5190	97.91	-	-	89.59	31.71	6.1	29.49	283	60	A	H
		5446.84	48.9	-25.1	74	40.4	31.87	6.17	29.54	283	60	P	H
		5452.72	40.27	-13.73	54	31.77	31.87	6.17	29.54	283	60	A	H
		5149.76	57.48	-16.52	74	49.2	31.69	6.08	29.49	291	177	P	V
		5148.72	49.54	-4.46	54	41.26	31.69	6.08	29.49	291	177	A	V
	*	5190	104.07	-	-	95.75	31.71	6.1	29.49	291	177	P	V
	*	5190	97.5	-	-	89.18	31.71	6.1	29.49	291	177	A	V
		5401.76	48.38	-25.62	74	39.95	31.84	6.12	29.53	291	177	P	V
		5452.72	40.39	-13.61	54	31.89	31.87	6.17	29.54	291	177	A	V
802.11ac VHT40 CH 46 5230MHz		5138.32	50.43	-23.57	74	42.15	31.68	6.08	29.48	262	69	P	H
		5150	42.43	-11.57	54	34.15	31.69	6.08	29.49	262	69	A	H
	*	5210	104.68	-	-	96.34	31.73	6.11	29.5	262	69	P	H
	*	5210	97.66	-	-	89.32	31.73	6.11	29.5	262	69	A	H
		5449.92	49.09	-24.91	74	40.59	31.87	6.17	29.54	262	69	P	H
		5420.24	40.44	-13.56	54	31.99	31.85	6.14	29.54	262	69	A	H
		5148.46	50.44	-23.56	74	42.16	31.69	6.08	29.49	275	178	P	V
		5148.2	42.23	-11.77	54	33.95	31.69	6.08	29.49	275	178	A	V
	*	5210	103.9	-	-	95.56	31.73	6.11	29.5	275	178	P	V
	*	5210	97.05	-	-	88.71	31.73	6.11	29.5	275	178	A	V
	5425.84	48.02	-25.98	74	39.56	31.85	6.15	29.54	275	178	P	V	
	5453	40.56	-13.44	54	32.06	31.87	6.17	29.54	275	178	A	V	
Remark	1. No other spurious found. 2. All results are PASS against Peak and Average limit line.												



Band 1 5150~5250MHz
WIFI 802.11ac VHT40 (Harmonic @ 3m)

WIFI Ant. 1	Note	Frequency (MHz)	Level (dBμV/m)	Over Limit (dB)	Limit Line (dBμV/m)	Read Level (dBμV)	Antenna Factor (dB/m)	Path Loss (dB)	Preamp Factor (dB)	Ant Pos (cm)	Table Pos (deg)	Peak Avg. (P/A)	Pol. (H/V)
802.11ac VHT40 CH 38 5190MHz		10380	45.89	-22.31	68.2	53.13	39.79	9.92	56.95	100	0	P	H
		15570	45.63	-28.37	74	51.06	38.53	12.66	56.62	100	0	P	H
													H
													H
		10380	46.7	-21.5	68.2	53.94	39.79	9.92	56.95	100	0	P	V
		15570	45.72	-28.28	74	51.15	38.53	12.66	56.62	100	0	P	V
													V
802.11ac VHT40 CH 46 5230MHz		10460	46.85	-21.35	68.2	53.9	39.91	9.96	56.92	100	0	P	H
		15690	44.37	-29.63	74	49.88	38.24	12.72	56.47	100	0	P	H
													H
													H
		10460	47.76	-20.44	68.2	54.81	39.91	9.96	56.92	100	0	P	V
		15690	45.34	-28.66	74	50.85	38.24	12.72	56.47	100	0	P	V
													V
Remark	1. No other spurious found.												
	2. All results are PASS against Peak and Average limit line.												



Band 1 5150~5250MHz
WIFI 802.11ac VHT80 (Band Edge @ 3m)

WIFI Ant. 1	Note	Frequency (MHz)	Level (dBμV/m)	Over Limit (dB)	Limit Line (dBμV/m)	Read Level (dBμV)	Antenna Factor (dB/m)	Path Loss (dB)	Preamp Factor (dB)	Ant Pos (cm)	Table Pos (deg)	Peak Avg. (P/A)	Pol. (H/V)
802.11ac VHT80 CH 42 5210MHz		5147.42	53.08	-20.92	74	44.8	31.69	6.08	29.49	278	72	P	H
		5149.5	44.68	-9.32	54	36.4	31.69	6.08	29.49	278	72	A	H
	*	5210	98.63	-	-	90.29	31.73	6.11	29.5	278	72	P	H
	*	5210	92.66	-	-	84.32	31.73	6.11	29.5	278	72	A	H
		5409.6	47.79	-26.21	74	39.35	31.84	6.13	29.53	278	72	P	H
		5428.64	42.09	-11.91	54	33.62	31.86	6.15	29.54	278	72	A	H
		5125.06	50.13	-23.87	74	41.86	31.68	6.07	29.48	308	183	P	V
		5141.18	45.73	-8.27	54	37.45	31.69	6.08	29.49	308	183	A	V
	*	5210	98.86	-	-	90.52	31.73	6.11	29.5	308	183	P	V
	*	5210	92.68	-	-	84.34	31.73	6.11	29.5	308	183	A	V
		5381.6	48.39	-25.61	74	39.97	31.83	6.12	29.53	308	183	P	V
	5451.88	41.79	-12.21	54	33.29	31.87	6.17	29.54	308	183	A	V	
Remark	1. No other spurious found. 2. All results are PASS against Peak and Average limit line.												



**Band 1 5150~5250MHz
WIFI 802.11ac VHT80 (Harmonic @ 3m)**

WIFI Ant. 1	Note	Frequency (MHz)	Level (dBμV/m)	Over Limit (dB)	Limit Line (dBμV/m)	Read Level (dBμV)	Antenna Factor (dB/m)	Path Loss (dB)	Preamp Factor (dB)	Ant Pos (cm)	Table Pos (deg)	Peak Avg. (P/A)	Pol. (H/V)	
802.11ac VHT80 CH 42 5210MHz		10420	46.17	-22.03	68.2	53.31	39.85	9.94	56.93	100	0	P	H	
		15630	44.95	-29.05	74	50.42	38.37	12.7	56.54	100	0	P	H	
													H	
													H	
			10420	46.86	-21.34	68.2	54	39.85	9.94	56.93	100	0	P	V
			15630	45.73	-28.27	74	51.2	38.37	12.7	56.54	100	0	P	V
														V
													V	
Remark	1. No other spurious found. 2. All results are PASS against Peak and Average limit line.													



Band 2 - 5250~5350MHz
WIFI 802.11a (Band Edge @ 3m)

WIFI	Note	Frequency	Level	Over	Limit	Read	Antenna	Path	Preamp	Ant	Table	Peak	Pol.
Ant.				Limit	Line	Level	Factor	Loss	Factor	Pos	Pos	Avg.	
1		(MHz)	(dBμV/m)	(dB)	(dBμV/m)	(dBμV)	(dB/m)	(dB)	(dB)	(cm)	(deg)	(P/A)	(H/V)
802.11a CH 52 5260MHz		5101.32	48.9	-25.1	74	40.66	31.66	6.06	29.48	268	75	P	H
		5081.26	40.19	-13.81	54	31.97	31.65	6.04	29.47	268	75	A	H
	*	5260	108.12	-	-	99.76	31.76	6.11	29.51	268	75	P	H
	*	5260	100.91	-	-	92.55	31.76	6.11	29.51	268	75	A	H
		5362.8	49.55	-24.45	74	41.14	31.82	6.12	29.53	268	75	P	H
		5452.8	40.01	-13.99	54	31.51	31.87	6.17	29.54	268	75	A	H
		5070.38	49	-25	74	40.79	31.64	6.04	29.47	279	177	P	V
		5082.28	40.16	-13.84	54	31.93	31.65	6.05	29.47	279	177	A	V
	*	5260	106.87	-	-	98.51	31.76	6.11	29.51	279	177	P	V
	*	5260	99.67	-	-	91.31	31.76	6.11	29.51	279	177	A	V
		5394.24	48.81	-25.19	74	40.39	31.83	6.12	29.53	279	177	P	V
		5452.8	39.93	-14.07	54	31.43	31.87	6.17	29.54	279	177	A	V
802.11a CH 60 5300MHz		5046.92	49.13	-24.87	74	40.94	31.63	6.03	29.47	274	73	P	H
		5033.66	40.19	-13.81	54	32.02	31.62	6.02	29.47	274	73	A	H
	*	5300	108.61	-	-	100.23	31.78	6.11	29.51	274	73	P	H
	*	5300	101.29	-	-	92.91	31.78	6.11	29.51	274	73	A	H
		5351.76	51.24	-22.76	74	42.83	31.81	6.12	29.52	274	73	P	H
		5351.04	43.24	-10.76	54	34.83	31.81	6.12	29.52	274	73	A	H
		5031.62	49.74	-24.26	74	41.57	31.62	6.02	29.47	290	94	P	V
		5047.6	40.18	-13.82	54	31.99	31.63	6.03	29.47	290	94	A	V
	*	5300	106.95	-	-	98.57	31.78	6.11	29.51	290	94	P	V
	*	5300	99.8	-	-	91.42	31.78	6.11	29.51	290	94	A	V
		5353.68	51.41	-22.59	74	43	31.81	6.12	29.52	290	94	P	V
		5354.88	43.46	-10.54	54	35.05	31.81	6.12	29.52	290	94	A	V



802.11a CH 64 5320MHz	*	5320	108.35	-	-	99.96	31.79	6.12	29.52	254	71	P	H
	*	5320	100.93	-	-	92.54	31.79	6.12	29.52	254	71	A	H
		5357.92	53.84	-20.16	74	45.43	31.81	6.12	29.52	254	71	P	H
		5350.24	44.71	-9.29	54	36.3	31.81	6.12	29.52	254	71	A	H
													H
													H
	*	5320	106.65	-	-	98.26	31.79	6.12	29.52	282	94	P	V
	*	5320	99.23	-	-	90.84	31.79	6.12	29.52	282	94	A	V
		5357.92	55.63	-18.37	74	47.22	31.81	6.12	29.52	282	94	P	V
		5350.24	45.28	-8.72	54	36.87	31.81	6.12	29.52	282	94	A	V
													V
													V
Remark	1. No other spurious found. 2. All results are PASS against Peak and Average limit line.												



Band 2 5250~5350MHz
WIFI 802.11a (Harmonic @ 3m)

WIFI Ant. 1	Note	Frequency (MHz)	Level (dBμV/m)	Over Limit (dB)	Limit Line (dBμV/m)	Read Level (dBμV)	Antenna Factor (dB/m)	Path Loss (dB)	Preamp Factor (dB)	Ant Pos (cm)	Table Pos (deg)	Peak Avg. (P/A)	Pol. (H/V)
802.11a CH 52 5260MHz		10520	46.57	-21.63	68.2	53.43	40.02	10	56.88	100	0	P	H
		15780	45.49	-28.51	74	51.03	38.04	12.78	56.36	100	0	P	H
													H
													H
		10520	46.23	-21.97	68.2	53.09	40.02	10	56.88	100	0	P	V
		15780	45.75	-28.25	74	51.29	38.04	12.78	56.36	100	0	P	V
													V
													V
802.11a CH 60 5300MHz		10600	48.69	-25.31	74	55.37	40.1	10.04	56.82	100	0	P	H
		15900	46.11	-27.89	74	51.74	37.75	12.84	56.22	100	0	P	H
													H
													H
		10600	47.89	-26.11	74	54.57	40.1	10.04	56.82	100	0	P	V
		15900	44.97	-29.03	74	50.6	37.75	12.84	56.22	100	0	P	V
													V
													V
802.11a CH 64 5320MHz		10640	47.38	-26.62	74	53.98	40.14	10.05	56.79	100	0	P	H
		15960	44.37	-29.63	74	50.07	37.58	12.87	56.15	100	0	P	H
													H
													H
		10640	47.28	-26.72	74	53.88	40.14	10.05	56.79	100	0	P	V
		15960	44.72	-29.28	74	50.42	37.58	12.87	56.15	100	0	P	V
													V
													V
Remark	1. No other spurious found. 2. All results are PASS against Peak and Average limit line.												



Band 2 5250~5350MHz
WIFI 802.11ac VHT20 (Band Edge @ 3m)

WIFI Ant. 1	Note	Frequency (MHz)	Level (dBμV/m)	Over Limit (dB)	Limit Line (dBμV/m)	Read Level (dBμV)	Antenna Factor (dB/m)	Path Loss (dB)	Preamp Factor (dB)	Ant Pos (cm)	Table Pos (deg)	Peak Avg. (P/A)	Pol. (H/V)
802.11ac VHT20 CH 52 5260MHz		5077.86	49.11	-24.89	74	40.89	31.65	6.04	29.47	270	72	P	H
		5066.3	40.25	-13.75	54	32.04	31.64	6.04	29.47	270	72	A	H
	*	5260	108.36	-	-	100	31.76	6.11	29.51	270	72	P	H
	*	5260	100.82	-	-	92.46	31.76	6.11	29.51	270	72	A	H
		5352.48	49.69	-24.31	74	41.28	31.81	6.12	29.52	270	72	P	H
		5355.84	40.03	-13.97	54	31.62	31.81	6.12	29.52	270	72	A	H
		5106.42	49.15	-24.85	74	40.9	31.67	6.06	29.48	275	177	P	V
		5043.86	40.24	-13.76	54	32.06	31.63	6.02	29.47	275	177	A	V
	*	5260	106.55	-	-	98.19	31.76	6.11	29.51	275	177	P	V
	*	5260	99.39	-	-	91.03	31.76	6.11	29.51	275	177	A	V
		5437.92	48.16	-25.84	74	39.68	31.86	6.16	29.54	275	177	P	V
		5453.04	40.09	-13.91	54	31.59	31.87	6.17	29.54	275	177	A	V
802.11ac VHT20 CH 60 5300MHz		5091.8	48.8	-25.2	74	40.57	31.66	6.05	29.48	249	74	P	H
		5058.82	40.23	-13.77	54	32.03	31.64	6.03	29.47	249	74	A	H
	*	5300	108.57	-	-	100.19	31.78	6.11	29.51	249	74	P	H
	*	5300	101.02	-	-	92.64	31.78	6.11	29.51	249	74	A	H
		5356.8	52.22	-21.78	74	43.81	31.81	6.12	29.52	249	74	P	H
		5351.28	43.29	-10.71	54	34.88	31.81	6.12	29.52	249	74	A	H
		5102.68	49.28	-24.72	74	41.04	31.66	6.06	29.48	305	92	P	V
		5003.4	40.22	-13.78	54	32.08	31.6	6	29.46	305	92	A	V
	*	5300	106.85	-	-	98.47	31.78	6.11	29.51	305	92	P	V
	*	5300	99.58	-	-	91.2	31.78	6.11	29.51	305	92	A	V
	5369.52	51.44	-22.56	74	43.03	31.82	6.12	29.53	305	92	P	V	
	5350.08	43.9	-10.1	54	35.49	31.81	6.12	29.52	305	92	A	V	



802.11ac VHT20 CH 64 5320MHz	*	5320	108.27	-	-	99.88	31.79	6.12	29.52	252	74	P	H
	*	5320	100.73	-	-	92.34	31.79	6.12	29.52	252	74	A	H
		5351.68	53.81	-20.19	74	45.4	31.81	6.12	29.52	252	74	P	H
		5351.68	45.13	-8.87	54	36.72	31.81	6.12	29.52	252	74	A	H
													H
													H
	*	5320	107.28	-	-	98.89	31.79	6.12	29.52	288	92	P	V
	*	5320	99.66	-	-	91.27	31.79	6.12	29.52	288	92	A	V
		5355.2	54.5	-19.5	74	46.09	31.81	6.12	29.52	288	92	P	V
		5352.64	45.72	-8.28	54	37.31	31.81	6.12	29.52	288	92	A	V
													V
													V
Remark	1. No other spurious found. 2. All results are PASS against Peak and Average limit line.												



Band 2 5250~5350MHz
WIFI 802.11ac VHT20 (Harmonic @ 3m)

WIFI Ant. 1	Note	Frequency (MHz)	Level (dBμV/m)	Over Limit (dB)	Limit Line (dBμV/m)	Read Level (dBμV)	Antenna Factor (dB/m)	Path Loss (dB)	Preamp Factor (dB)	Ant Pos (cm)	Table Pos (deg)	Peak Avg. (P/A)	Pol. (H/V)	
802.11ac VHT20 CH 52 5260MHz		10520	47.76	-20.44	68.2	54.62	40.02	10	56.88	100	0	P	H	
		15780	45.36	-28.64	74	50.9	38.04	12.78	56.36	100	0	P	H	
													H	
													H	
			10520	47	-21.2	68.2	53.86	40.02	10	56.88	100	0	P	V
			15780	44.9	-29.1	74	50.44	38.04	12.78	56.36	100	0	P	V
														V
802.11ac VHT20 CH 60 5300MHz		10600	46.91	-27.09	74	53.59	40.1	10.04	56.82	100	0	P	H	
		15900	46.18	-27.82	74	51.81	37.75	12.84	56.22	100	0	P	H	
													H	
													H	
			10600	46.13	-27.87	74	52.81	40.1	10.04	56.82	100	0	P	V
			15900	45.9	-28.1	74	51.53	37.75	12.84	56.22	100	0	P	V
														V
802.11ac VHT20 CH 64 5320MHz		10640	47.2	-26.8	74	53.8	40.14	10.05	56.79	100	0	P	H	
		15960	43.97	-30.03	74	49.67	37.58	12.87	56.15	100	0	P	H	
													H	
													H	
			10640	47.46	-26.54	74	54.06	40.14	10.05	56.79	100	0	P	V
			15960	44.53	-29.47	74	50.23	37.58	12.87	56.15	100	0	P	V
														V
Remark	1. No other spurious found.													
	2. All results are PASS against Peak and Average limit line.													



Band 2 5250~5350MHz
WIFI 802.11ac VHT40 (Band Edge @ 3m)

WIFI Ant. 1	Note	Frequency (MHz)	Level (dBμV/m)	Over Limit (dB)	Limit Line (dBμV/m)	Read Level (dBμV)	Antenna Factor (dB/m)	Path Loss (dB)	Preamp Factor (dB)	Ant Pos (cm)	Table Pos (deg)	Peak Avg. (P/A)	Pol. (H/V)
802.11ac VHT40 CH 54 5270MHz		5002.38	49	-25	74	40.86	31.6	6	29.46	242	72	P	H
		5109.14	41.12	-12.88	54	32.87	31.67	6.06	29.48	242	72	A	H
	*	5270	104.48	-	-	96.12	31.76	6.11	29.51	242	72	P	H
	*	5270	96.71	-	-	88.35	31.76	6.11	29.51	242	72	A	H
		5352.24	51.1	-22.9	74	42.69	31.81	6.12	29.52	242	72	P	H
		5350.8	42.61	-11.39	54	34.2	31.81	6.12	29.52	242	72	A	H
		5007.48	50.27	-23.73	74	42.12	31.61	6	29.46	259	177	P	V
		5057.46	41.15	-12.85	54	32.95	31.64	6.03	29.47	259	177	A	V
	*	5270	103.75	-	-	95.39	31.76	6.11	29.51	259	177	P	V
	*	5270	96.68	-	-	88.32	31.76	6.11	29.51	259	177	A	V
		5360.64	49.38	-24.62	74	40.96	31.82	6.12	29.52	259	177	P	V
		5356.32	42.14	-11.86	54	33.73	31.81	6.12	29.52	259	177	A	V
802.11ac VHT40 CH 62 5310MHz		5035.36	49.78	-24.22	74	41.61	31.62	6.02	29.47	266	76	P	H
		5001.36	41.07	-12.93	54	32.93	31.6	6	29.46	266	76	A	H
	*	5310	101.49	-	-	93.1	31.79	6.12	29.52	266	76	P	H
	*	5310	94.59	-	-	86.2	31.79	6.12	29.52	266	76	A	H
		5350.8	55.24	-18.76	74	46.83	31.81	6.12	29.52	266	76	P	H
		5350.8	47.53	-6.47	54	39.12	31.81	6.12	29.52	266	76	A	H
		5013.94	49.71	-24.29	74	41.55	31.61	6.01	29.46	250	173	P	V
		5053.38	41.13	-12.87	54	32.94	31.63	6.03	29.47	250	173	A	V
	*	5310	101.12	-	-	92.73	31.79	6.12	29.52	250	173	P	V
	*	5310	94.08	-	-	85.69	31.79	6.12	29.52	250	173	A	V
	5350.56	55.51	-18.49	74	47.1	31.81	6.12	29.52	250	173	P	V	
	5350.08	47.99	-6.01	54	39.58	31.81	6.12	29.52	250	173	A	V	
Remark	1. No other spurious found. 2. All results are PASS against Peak and Average limit line.												



**Band 2 5250~5350MHz
WIFI 802.11ac VHT40 (Harmonic @ 3m)**

WIFI Ant. 1	Note	Frequency (MHz)	Level (dBμV/m)	Over Limit (dB)	Limit Line (dBμV/m)	Read Level (dBμV)	Antenna Factor (dB/m)	Path Loss (dB)	Preamp Factor (dB)	Ant Pos (cm)	Table Pos (deg)	Peak Avg. (P/A)	Pol. (H/V)	
802.11ac VHT40 CH 54 5270MHz		10540	45.95	-22.25	68.2	52.78	40.03	10.01	56.87	100	0	P	H	
		15810	45.33	-28.67	74	50.9	37.96	12.8	56.33	100	0	P	H	
													H	
													H	
			10540	46.41	-21.79	68.2	53.24	40.03	10.01	56.87	100	0	P	V
			15810	44.24	-29.76	74	49.81	37.96	12.8	56.33	100	0	P	V
														V
802.11ac VHT40 CH 62 5310MHz		10620	47.49	-26.51	74	54.13	40.12	10.04	56.8	100	0	P	H	
		15930	45.15	-28.85	74	50.8	37.67	12.86	56.18	100	0	P	H	
													H	
													H	
			10620	47.43	-26.57	74	54.07	40.12	10.04	56.8	100	0	P	V
			15930	46.22	-27.78	74	51.87	37.67	12.86	56.18	100	0	P	V
														V
Remark	1. No other spurious found.													
	2. All results are PASS against Peak and Average limit line.													



Band 2 5250~5350MHz
WIFI 802.11ac VHT80 (Band Edge @ 3m)

WIFI Ant. 1	Note	Frequency (MHz)	Level (dBμV/m)	Over Limit (dB)	Limit Line (dBμV/m)	Read Level (dBμV)	Antenna Factor (dB/m)	Path Loss (dB)	Preamp Factor (dB)	Ant Pos (cm)	Table Pos (deg)	Peak Avg. (P/A)	Pol. (H/V)
802.11ac VHT80 CH 58 5290MHz		5104.04	49.29	-24.71	74	41.05	31.66	6.06	29.48	270	74	P	H
		5058.14	42.73	-11.27	54	34.53	31.64	6.03	29.47	270	74	A	H
	*	5290	95.93	-	-	87.56	31.77	6.11	29.51	270	74	P	H
	*	5290	89.11	-	-	80.74	31.77	6.11	29.51	270	74	A	H
		5357.28	54.13	-19.87	74	45.72	31.81	6.12	29.52	270	74	P	H
		5354.4	48.47	-5.53	54	40.06	31.81	6.12	29.52	270	74	A	H
		5011.9	49.2	-24.8	74	41.04	31.61	6.01	29.46	380	100	P	V
		5100.3	42.77	-11.23	54	34.53	31.66	6.06	29.48	380	100	A	V
	*	5290	94.97	-	-	86.6	31.77	6.11	29.51	380	100	P	V
	*	5290	89.1	-	-	80.73	31.77	6.11	29.51	380	100	A	V
		5351.52	52.55	-21.45	74	44.14	31.81	6.12	29.52	380	100	P	V
		5351.52	47.34	-6.66	54	38.93	31.81	6.12	29.52	380	100	A	V
Remark	1. No other spurious found. 2. All results are PASS against Peak and Average limit line.												



**Band 2 5250~5350MHz
WIFI 802.11ac VHT80 (Harmonic @ 3m)**

WIFI Ant. 1	Note	Frequency (MHz)	Level (dBμV/m)	Over Limit (dB)	Limit Line (dBμV/m)	Read Level (dBμV)	Antenna Factor (dB/m)	Path Loss (dB)	Preamp Factor (dB)	Ant Pos (cm)	Table Pos (deg)	Peak Avg. (P/A)	Pol. (H/V)	
802.11ac VHT80 CH 58 5290MHz		10580	46.43	-21.77	68.2	53.15	40.09	10.03	56.84	100	0	P	H	
		15870	44.59	-29.41	74	50.24	37.79	12.82	56.26	100	0	P	H	
													H	
													H	
			10580	46.46	-21.74	68.2	53.18	40.09	10.03	56.84	100	0	P	V
			15870	45.87	-28.13	74	51.52	37.79	12.82	56.26	100	0	P	V
														V
Remark	1. No other spurious found.													
	2. All results are PASS against Peak and Average limit line.													



Band 3 - 5470~5725MHz
WIFI 802.11a (Band Edge @ 3m)

WIFI Ant. 1	Note	Frequency (MHz)	Level (dBμV/m)	Over Limit (dB)	Limit Line (dBμV/m)	Read Level (dBμV)	Antenna Factor (dB/m)	Path Loss (dB)	Preamp Factor (dB)	Ant Pos (cm)	Table Pos (deg)	Peak Avg. (P/A)	Pol. (H/V)	
802.11a CH 100 5500MHz		5450.16	50.89	-23.11	74	42.39	31.87	6.17	29.54	373	360	P	H	
		5470	54.58	-13.62	68.2	46.05	31.88	6.19	29.54	373	360	P	H	
		5460	42.77	-11.23	54	34.26	31.87	6.18	29.54	373	360	A	H	
	*	5500	108.88	-	-	100.31	31.9	6.22	29.55	373	360	P	H	
	*	5500	101.41	-	-	92.84	31.9	6.22	29.55	373	360	A	H	
														H
			5458	50.48	-23.52	74	41.97	31.87	6.18	29.54	252	177	P	V
			5470	51.86	-16.34	68.2	43.33	31.88	6.19	29.54	252	177	P	V
			5460	41.86	-12.14	54	33.35	31.87	6.18	29.54	252	177	A	V
	*		5500	106.72	-	-	98.15	31.9	6.22	29.55	252	177	P	V
	*		5500	99.46	-	-	90.89	31.9	6.22	29.55	252	177	A	V
														V
802.11a CH 116 5580MHz		5449.36	48.65	-25.35	74	40.15	31.87	6.17	29.54	260	353	P	H	
		5466.64	48.15	-20.05	68.2	39.62	31.88	6.19	29.54	260	353	P	H	
		5452.96	40.51	-13.49	54	32.01	31.87	6.17	29.54	260	353	A	H	
	*	5580	108.8	-	-	100.05	32	6.3	29.55	260	353	P	H	
	*	5580	101.27	-	-	92.52	32	6.3	29.55	260	353	A	H	
			5749.88	49.36	-18.84	68.2	40.29	32.24	6.38	29.55	260	353	P	H
			5353.36	47.81	-26.19	74	39.4	31.81	6.12	29.52	273	156	P	V
			5467.6	47.3	-20.9	68.2	38.77	31.88	6.19	29.54	273	156	P	V
			5452.96	39.28	-14.72	54	30.78	31.87	6.17	29.54	273	156	A	V
	*		5580	106.28	-	-	97.53	32	6.3	29.55	273	156	P	V
	*		5580	99.05	-	-	90.3	32	6.3	29.55	273	156	A	V
			5757.125	49.37	-18.83	68.2	40.29	32.26	6.38	29.56	273	156	P	V



802.11a CH 140 5700MHz	*	5700	108.53	-	-	99.55	32.17	6.36	29.55	279	350	P	H
	*	5700	101.32	-	-	92.34	32.17	6.36	29.55	279	350	A	H
		5725.16	61.15	-7.05	68.2	52.12	32.21	6.37	29.55	279	350	P	H
													H
													H
													H
	*	5700	106.01	-	-	97.03	32.17	6.36	29.55	265	160	P	V
	*	5700	98.83	-	-	89.85	32.17	6.36	29.55	265	160	A	V
		5727.16	58.52	-9.68	68.2	49.49	32.21	6.37	29.55	265	160	P	V
													V
													V
													V
Remark	1. No other spurious found. 2. All results are PASS against Peak and Average limit line.												



Band 3 - 5470~5725MHz
WIFI 802.11a (Harmonic @ 3m)

WIFI Ant. 1	Note	Frequency (MHz)	Level (dBμV/m)	Over Limit (dB)	Limit Line (dBμV/m)	Read Level (dBμV)	Antenna Factor (dB/m)	Path Loss (dB)	Preamp Factor (dB)	Ant Pos (cm)	Table Pos (deg)	Peak Avg. (P/A)	Pol. (H/V)
802.11a CH 100 5500MHz		11000	47.22	-26.78	74	53	40.5	10.22	56.5	100	0	P	H
		16500	46.78	-21.42	68.2	50.29	39.4	12.79	55.7	100	0	P	H
													H
													H
		11000	46.58	-27.42	74	52.36	40.5	10.22	56.5	100	0	P	V
		16500	46.61	-21.59	68.2	50.12	39.4	12.79	55.7	100	0	P	V
													V
													V
802.11a CH 116 5580MHz		11160	46.77	-27.23	74	52.61	40.3	10.3	56.44	100	0	P	H
		16740	47.51	-20.69	68.2	50.97	39.69	12.74	55.89	100	0	P	H
													H
													H
		11160	46.56	-27.44	74	52.4	40.3	10.3	56.44	100	0	P	V
		16740	47.06	-21.14	68.2	50.52	39.69	12.74	55.89	100	0	P	V
													V
													V
802.11a CH 140 5700MHz		11400	46.5	-27.5	74	52.4	40.02	10.42	56.34	100	0	P	H
		17100	47.63	-20.57	68.2	50.77	40.36	12.8	56.3	100	0	P	H
													H
													H
		11400	46.32	-27.68	74	52.22	40.02	10.42	56.34	100	0	P	V
		17100	47.3	-20.9	68.2	50.44	40.36	12.8	56.3	100	0	P	V
													V
													V
Remark	1. No other spurious found. 2. All results are PASS against Peak and Average limit line.												



Band 3 - 5470~5725MHz
WIFI 802.11ac VHT20 (Band Edge @ 3m)

WIFI Ant. 1	Note	Frequency (MHz)	Level (dBμV/m)	Over Limit (dB)	Limit Line (dBμV/m)	Read Level (dBμV)	Antenna Factor (dB/m)	Path Loss (dB)	Preamp Factor (dB)	Ant Pos (cm)	Table Pos (deg)	Peak Avg. (P/A)	Pol. (H/V)	
802.11ac VHT20 CH 100 5500MHz		5458.96	50.28	-23.72	74	41.77	31.87	6.18	29.54	371	360	P	H	
		5470	52.64	-15.56	68.2	44.11	31.88	6.19	29.54	371	360	P	H	
		5452.88	42.1	-11.9	54	33.6	31.87	6.17	29.54	371	360	A	H	
	*	5500	106.2	-	-	97.63	31.9	6.22	29.55	371	360	P	H	
	*	5500	98.91	-	-	90.34	31.9	6.22	29.55	371	360	A	H	
														H
			5452.24	50.43	-23.57	74	41.93	31.87	6.17	29.54	252	176	P	V
			5467.28	52.29	-15.91	68.2	43.76	31.88	6.19	29.54	252	176	P	V
			5459.6	41.59	-12.41	54	33.08	31.87	6.18	29.54	252	176	A	V
	*		5500	104.4	-	-	95.83	31.9	6.22	29.55	252	176	P	V
	*		5500	97.2	-	-	88.63	31.9	6.22	29.55	252	176	A	V
														V
802.11ac VHT20 CH 116 5580MHz		5398.24	46.99	-27.01	74	38.56	31.84	6.12	29.53	363	356	P	H	
		5465.68	46.83	-21.37	68.2	38.3	31.88	6.19	29.54	363	356	P	H	
		5452.72	39.86	-14.14	54	31.36	31.87	6.17	29.54	363	356	A	H	
	*	5580	105.5	-	-	96.75	32	6.3	29.55	363	356	P	H	
	*	5580	98.17	-	-	89.42	32	6.3	29.55	363	356	A	H	
			5736.965	48.59	-19.61	68.2	39.53	32.24	6.37	29.55	363	356	P	H
			5408.32	48.22	-25.78	74	39.78	31.84	6.13	29.53	274	156	P	V
			5461.6	48.21	-19.99	68.2	39.7	31.87	6.18	29.54	274	156	P	V
			5452.72	39.25	-14.75	54	30.75	31.87	6.17	29.54	274	156	A	V
	*		5580	104.67	-	-	95.92	32	6.3	29.55	274	156	P	V
	*		5580	96.36	-	-	87.61	32	6.3	29.55	274	156	A	V
			5762.165	48.04	-20.16	68.2	38.96	32.26	6.38	29.56	274	156	P	V



802.11ac VHT20 CH 140 5700MHz	*	5700	105.91	-	-	96.93	32.17	6.36	29.55	362	354	P	H
	*	5700	98.68	-	-	89.7	32.17	6.36	29.55	362	354	A	H
		5726.84	53.43	-14.77	68.2	44.4	32.21	6.37	29.55	362	354	P	H
													H
													H
													H
	*	5700	103.59	-	-	94.61	32.17	6.36	29.55	269	164	P	V
	*	5700	96.18	-	-	87.2	32.17	6.36	29.55	269	164	A	V
		5754.68	52	-16.2	68.2	42.92	32.26	6.38	29.56	269	164	P	V
													V
													V
													V
Remark	1. No other spurious found. 2. All results are PASS against Peak and Average limit line.												



**Band 3 - 5470~5725MHz
WIFI 802.11ac VHT20 (Harmonic @ 3m)**

WIFI Ant. 1	Note	Frequency (MHz)	Level (dBμV/m)	Over Limit (dB)	Limit Line (dBμV/m)	Read Level (dBμV)	Antenna Factor (dB/m)	Path Loss (dB)	Preamp Factor (dB)	Ant Pos (cm)	Table Pos (deg)	Peak Avg. (P/A)	Pol. (H/V)	
802.11ac VHT20 CH 100 5500MHz		11000	47.63	-26.37	74	53.41	40.5	10.22	56.5	100	0	P	H	
		16500	47.65	-20.55	68.2	51.16	39.4	12.79	55.7	100	0	P	H	
													H	
													H	
			11000	47.34	-26.66	74	53.12	40.5	10.22	56.5	100	0	P	V
			16500	45.95	-22.25	68.2	49.46	39.4	12.79	55.7	100	0	P	V
														V
802.11ac VHT20 CH 116 5580MHz		11160	47.37	-26.63	74	53.21	40.3	10.3	56.44	100	0	P	H	
		16740	48.1	-20.1	68.2	51.56	39.69	12.74	55.89	100	0	P	H	
													H	
													H	
			11160	47.63	-26.37	74	53.47	40.3	10.3	56.44	100	0	P	V
			16740	47.11	-21.09	68.2	50.57	39.69	12.74	55.89	100	0	P	V
														V
802.11ac VHT20 CH 140 5700MHz		11400	46.52	-27.48	74	52.42	40.02	10.42	56.34	100	0	P	H	
		17100	47.59	-20.61	68.2	50.73	40.36	12.8	56.3	100	0	P	H	
													H	
													H	
			11400	47.03	-26.97	74	52.93	40.02	10.42	56.34	100	0	P	V
			17100	47.96	-20.24	68.2	51.1	40.36	12.8	56.3	100	0	P	V
														V
Remark	1. No other spurious found.													
	2. All results are PASS against Peak and Average limit line.													



Band 3 - 5470~5725MHz
WIFI 802.11ac VHT40 (Band Edge @ 3m)

WIFI Ant. 1	Note	Frequency (MHz)	Level (dBμV/m)	Over Limit (dB)	Limit Line (dBμV/m)	Read Level (dBμV)	Antenna Factor (dB/m)	Path Loss (dB)	Preamp Factor (dB)	Ant Pos (cm)	Table Pos (deg)	Peak Avg. (P/A)	Pol. (H/V)
802.11ac VHT40 CH 102 5510MHz		5459.68	52.63	-21.37	74	44.12	31.87	6.18	29.54	348	360	P	H
		5465.92	60.52	-7.68	68.2	51.99	31.88	6.19	29.54	348	360	P	H
		5459.92	44.23	-9.77	54	35.72	31.87	6.18	29.54	348	360	A	H
	*	5510	103.86	-	-	95.28	31.9	6.23	29.55	348	360	P	H
	*	5510	96.62	-	-	88.04	31.9	6.23	29.55	348	360	A	H
		5759.645	50.18	-18.02	68.2	41.1	32.26	6.38	29.56	348	360	P	H
		5458.24	51.63	-22.37	74	43.12	31.87	6.18	29.54	251	176	P	V
		5470	58.81	-9.39	68.2	50.28	31.88	6.19	29.54	251	176	P	V
		5459.92	43.01	-10.99	54	34.5	31.87	6.18	29.54	251	176	A	V
	*	5510	101.83	-	-	93.25	31.9	6.23	29.55	251	176	P	V
	*	5510	94.39	-	-	85.81	31.9	6.23	29.55	251	176	A	V
		5754.92	48.21	-19.99	68.2	39.13	32.26	6.38	29.56	251	176	P	V
802.11ac VHT40 CH 110 5550MHz		5452.96	48.16	-25.84	74	39.66	31.87	6.17	29.54	347	360	P	H
		5465.2	49.56	-18.64	68.2	41.03	31.88	6.19	29.54	347	360	P	H
		5452.72	41.29	-12.71	54	32.79	31.87	6.17	29.54	347	360	A	H
	*	5550	103.33	-	-	94.64	31.97	6.27	29.55	347	360	P	H
	*	5550	95.81	-	-	87.12	31.97	6.27	29.55	347	360	A	H
		5753.975	48.51	-19.69	68.2	39.43	32.26	6.38	29.56	347	360	P	H
		5442.64	50.04	-23.96	74	41.56	31.86	6.16	29.54	259	176	P	V
		5468.56	48.48	-19.72	68.2	39.95	31.88	6.19	29.54	259	176	P	V
		5452.96	40.93	-13.07	54	32.43	31.87	6.17	29.54	259	176	A	V
	*	5550	101.08	-	-	92.39	31.97	6.27	29.55	259	176	P	V
	*	5550	93.62	-	-	84.93	31.97	6.27	29.55	259	176	A	V
		5730.035	48.31	-19.89	68.2	39.28	32.21	6.37	29.55	259	176	P	V



802.11ac VHT40 CH 134 5670MHz		5382.2	47.52	-26.48	74	39.1	31.83	6.12	29.53	365	353	P	H
		5460.95	46.95	-21.25	68.2	38.44	31.87	6.18	29.54	365	353	P	H
		5452.55	39.97	-14.03	54	31.47	31.87	6.17	29.54	365	353	A	H
	*	5670	102.98	-	-	94.04	32.14	6.35	29.55	365	353	P	H
	*	5670	96.11	-	-	87.17	32.14	6.35	29.55	365	353	A	H
		5738.225	55.83	-12.37	68.2	46.76	32.24	6.38	29.55	365	353	P	H
		5448.7	47.21	-26.79	74	38.71	31.87	6.17	29.54	280	162	P	V
		5466.2	47.68	-20.52	68.2	39.15	31.88	6.19	29.54	280	162	P	V
		5458.15	39.68	-14.32	54	31.17	31.87	6.18	29.54	280	162	A	V
	*	5670	100.7	-	-	91.76	32.14	6.35	29.55	280	162	P	V
	*	5670	93.89	-	-	84.95	32.14	6.35	29.55	280	162	A	V
		5725.31	54.54	-13.66	68.2	45.51	32.21	6.37	29.55	280	162	P	V
Remark	1. No other spurious found. 2. All results are PASS against Peak and Average limit line.												



Band 3 - 5470~5725MHz
WIFI 802.11ac VHT40 (Harmonic @ 3m)

WIFI Ant. 1	Note	Frequency (MHz)	Level (dBμV/m)	Over Limit (dB)	Limit Line (dBμV/m)	Read Level (dBμV)	Antenna Factor (dB/m)	Path Loss (dB)	Preamp Factor (dB)	Ant Pos (cm)	Table Pos (deg)	Peak Avg. (P/A)	Pol. (H/V)	
802.11ac VHT40 CH 102 5510MHz		11020	47.79	-26.21	74	53.57	40.48	10.23	56.49	100	0	P	H	
		16530	46.5	-21.7	68.2	49.99	39.44	12.79	55.72	100	0	P	H	
													H	
													H	
			11020	47.56	-26.44	74	53.34	40.48	10.23	56.49	100	0	P	V
			16530	46.38	-21.82	68.2	49.87	39.44	12.79	55.72	100	0	P	V
														V
802.11ac VHT40 CH 110 5550MHz		11100	47.11	-26.89	74	52.92	40.38	10.27	56.46	100	0	P	H	
		16650	46.97	-21.23	68.2	50.43	39.59	12.77	55.82	100	0	P	H	
													H	
													H	
			11100	47.93	-26.07	74	53.74	40.38	10.27	56.46	100	0	P	V
			16650	47.77	-20.43	68.2	51.23	39.59	12.77	55.82	100	0	P	V
														V
802.11ac VHT40 CH 134 5670MHz		11340	46.71	-27.29	74	52.58	40.1	10.39	56.36	100	0	P	H	
		17010	47.65	-20.55	68.2	51.01	40.06	12.7	56.12	100	0	P	H	
													H	
													H	
			11340	46.75	-27.25	74	52.62	40.1	10.39	56.36	100	0	P	V
			17010	47.52	-20.68	68.2	50.88	40.06	12.7	56.12	100	0	P	V
														V
Remark	1. No other spurious found.													
	2. All results are PASS against Peak and Average limit line.													



Band 3 5470~5725MHz
WIFI 802.11ac VHT80 (Band Edge @ 3m)

WIFI Ant. 1	Note	Frequency (MHz)	Level (dBμV/m)	Over Limit (dB)	Limit Line (dBμV/m)	Read Level (dBμV)	Antenna Factor (dB/m)	Path Loss (dB)	Preamp Factor (dB)	Ant Pos (cm)	Table Pos (deg)	Peak Avg. (P/A)	Pol. (H/V)
802.11ac VHT80 CH 106 5530MHz		5454.4	57.04	-16.96	74	48.54	31.87	6.17	29.54	367	355	P	H
		5468.08	58.89	-9.31	68.2	50.36	31.88	6.19	29.54	367	355	P	H
		5459.92	49.57	-4.43	54	41.06	31.87	6.18	29.54	367	355	A	H
	*	5530	101.59	-	-	92.97	31.92	6.25	29.55	367	355	P	H
	*	5530	94.18	-	-	85.56	31.92	6.25	29.55	367	355	A	H
		5750.51	50.12	-18.08	68.2	41.06	32.24	6.38	29.56	367	355	P	H
		5458.72	55.3	-18.7	74	46.79	31.87	6.18	29.54	238	175	P	V
		5464.96	56.15	-12.05	68.2	47.63	31.88	6.18	29.54	238	175	P	V
		5459.2	49.16	-4.84	54	40.65	31.87	6.18	29.54	238	175	A	V
	*	5530	99.55	-	-	90.93	31.92	6.25	29.55	238	175	P	V
	*	5530	91.91	-	-	83.29	31.92	6.25	29.55	238	175	A	V
	5753.66	47.95	-20.25	68.2	38.87	32.26	6.38	29.56	238	175	P	V	
802.11ac VHT80 CH 122 5610MHz		5409.04	47.21	-26.79	74	38.77	31.84	6.13	29.53	353	353	P	H
		5461.36	47.12	-21.08	68.2	38.61	31.87	6.18	29.54	353	353	P	H
		5424.64	41.63	-12.37	54	33.18	31.85	6.14	29.54	353	353	A	H
	*	5610	100.61	-	-	91.8	32.04	6.32	29.55	353	353	P	H
	*	5610	93.81	-	-	85	32.04	6.32	29.55	353	353	A	H
		5731.295	50	-18.2	68.2	40.97	32.21	6.37	29.55	353	353	P	H
		5389.36	47.34	-26.66	74	38.92	31.83	6.12	29.53	280	161	P	V
		5464	47.11	-21.09	68.2	38.59	31.88	6.18	29.54	280	161	P	V
		5380.48	40.96	-13.04	54	32.54	31.83	6.12	29.53	280	161	A	V
	*	5610	98.15	-	-	89.34	32.04	6.32	29.55	280	161	P	V
	*	5610	91.63	-	-	82.82	32.04	6.32	29.55	280	161	A	V
	5734.13	49.87	-18.33	68.2	40.84	32.21	6.37	29.55	280	161	P	V	
Remark	1. No other spurious found. 2. All results are PASS against Peak and Average limit line.												



**Band 3 5470~5725MHz
WIFI 802.11ac VHT80 (Harmonic @ 3m)**

WIFI Ant. 1	Note	Frequency (MHz)	Level (dBμV/m)	Over Limit (dB)	Limit Line (dBμV/m)	Read Level (dBμV)	Antenna Factor (dB/m)	Path Loss (dB)	Preamp Factor (dB)	Ant Pos (cm)	Table Pos (deg)	Peak Avg. (P/A)	Pol. (H/V)	
802.11ac VHT80 CH 106 5530MHz		11060	47.46	-26.54	74	53.27	40.42	10.25	56.48	100	0	P	H	
		16590	48.31	-19.89	68.2	51.81	39.5	12.77	55.77	100	0	P	H	
													H	
													H	
			11060	47.07	-26.93	74	52.88	40.42	10.25	56.48	100	0	P	V
			16590	47.28	-20.92	68.2	50.78	39.5	12.77	55.77	100	0	P	V
														V
802.11ac VHT80 CH 122 5610MHz		11220	47.16	-26.84	74	53	40.24	10.33	56.41	100	0	P	H	
		16830	47.48	-20.72	68.2	50.92	39.79	12.73	55.96	100	0	P	H	
													H	
													H	
			11220	47.73	-26.27	74	53.57	40.24	10.33	56.41	100	0	P	V
			16830	48.15	-20.05	68.2	51.59	39.79	12.73	55.96	100	0	P	V
														V
Remark	1. No other spurious found.													
	2. All results are PASS against Peak and Average limit line.													



Band 3 - Straddle Channel
WIFI 802.11a (Band Edge @ 3m)

WIFI Ant. 1	Note	Frequency (MHz)	Level (dBμV/m)	Over Limit (dB)	Limit Line (dBμV/m)	Read Level (dBμV)	Antenna Factor (dB/m)	Path Loss (dB)	Preamp Factor (dB)	Ant Pos (cm)	Table Pos (deg)	Peak Avg. (P/A)	Pol. (H/V)
802.11a CH 144 5720MHz		5427.22	47.26	-26.74	74	38.8	31.85	6.15	29.54	278	350	P	H
		5461.93	46.97	-21.23	68.2	38.46	31.87	6.18	29.54	278	350	P	H
		5452.96	39.38	-14.62	54	30.88	31.87	6.17	29.54	278	350	A	H
	*	5720	108.48	-	-	99.45	32.21	6.37	29.55	278	350	P	H
	*	5720	101.12	-	-	92.09	32.21	6.37	29.55	278	350	A	H
		5877.5	51.39	-16.81	68.2	42.06	32.43	6.46	29.56	278	350	P	H
		5400.31	47.7	-26.3	74	39.27	31.84	6.12	29.53	277	163	P	V
		5461.54	47.13	-21.07	68.2	38.62	31.87	6.18	29.54	277	163	P	V
		5459.59	39.02	-14.98	54	30.51	31.87	6.18	29.54	277	163	A	V
	*	5720	106.01	-	-	96.98	32.21	6.37	29.55	277	163	P	V
	*	5720	98.82	-	-	89.79	32.21	6.37	29.55	277	163	A	V
		5926	49.97	-18.23	68.2	40.53	32.5	6.5	29.56	277	163	P	V
	Remark	1. No other spurious found. 2. All results are PASS against Peak and Average limit line.											



**Band 3 - Straddle Channel
WIFI 802.11a (Harmonic @ 3m)**

WIFI Ant. 1	Note	Frequency (MHz)	Level (dBµV/m)	Over Limit (dB)	Limit Line (dBµV/m)	Read Level (dBµV)	Antenna Factor (dB/m)	Path Loss (dB)	Preamp Factor (dB)	Ant Pos (cm)	Table Pos (deg)	Peak Avg. (P/A)	Pol. (H/V)
802.11a CH 144 5720MHz		11440	47.08	-26.92	74	52.99	39.98	10.43	56.32	100	0	P	H
		17160	48.29	-19.91	68.2	51.25	40.6	12.86	56.42	100	0	P	H
													H
													H
		11440	46.64	-27.36	74	52.55	39.98	10.43	56.32	100	0	P	V
		17160	49.58	-18.62	68.2	52.54	40.6	12.86	56.42	100	0	P	V
													V
													V
Remark	1. No other spurious found. 2. All results are PASS against Peak and Average limit line.												



Band 3 - Straddle Channel
WIFI 802.11ac VHT20 (Band Edge @ 3m)

WIFI Ant. 1	Note	Frequency (MHz)	Level (dBμV/m)	Over Limit (dB)	Limit Line (dBμV/m)	Read Level (dBμV)	Antenna Factor (dB/m)	Path Loss (dB)	Preamp Factor (dB)	Ant Pos (cm)	Table Pos (deg)	Peak Avg. (P/A)	Pol. (H/V)
802.11ac VHT20 CH 144 5720MHz		5350.39	48.58	-25.42	74	40.17	31.81	6.12	29.52	400	354	P	H
		5464.27	46.46	-21.74	68.2	37.94	31.88	6.18	29.54	400	354	P	H
		5459.2	39.35	-14.65	54	30.84	31.87	6.18	29.54	400	354	A	H
	*	5720	106.26	-	-	97.23	32.21	6.37	29.55	400	354	P	H
	*	5720	98.95	-	-	89.92	32.21	6.37	29.55	400	354	A	H
		5910	49.71	-18.49	68.2	40.3	32.48	6.49	29.56	400	354	P	H
		5443.99	47.82	-26.18	74	39.34	31.86	6.16	29.54	271	163	P	V
		5464.27	47.07	-21.13	68.2	38.55	31.88	6.18	29.54	271	163	P	V
		5439.7	39.12	-14.88	54	30.64	31.86	6.16	29.54	271	163	A	V
	*	5720	104.19	-	-	95.16	32.21	6.37	29.55	271	163	P	V
	*	5720	96.73	-	-	87.7	32.21	6.37	29.55	271	163	A	V
		5914	49.75	-18.45	68.2	40.34	32.48	6.49	29.56	271	163	P	V
Remark	1. No other spurious found. 2. All results are PASS against Peak and Average limit line.												



Band 3 - Straddle Channel
WIFI 802.11ac VHT20 (Harmonic @ 3m)

WIFI Ant. 1	Note	Frequency (MHz)	Level (dBμV/m)	Over Limit (dB)	Limit Line (dBμV/m)	Read Level (dBμV)	Antenna Factor (dB/m)	Path Loss (dB)	Preamp Factor (dB)	Ant Pos (cm)	Table Pos (deg)	Peak Avg. (P/A)	Pol. (H/V)	
802.11ac VHT20 CH 144 5720MHz		11440	46.48	-27.52	74	52.39	39.98	10.43	56.32	100	0	P	H	
		17160	48.59	-19.61	68.2	51.55	40.6	12.86	56.42	100	0	P	H	
													H	
													H	
			11440	46.98	-27.02	74	52.89	39.98	10.43	56.32	100	0	P	V
			17160	48.78	-19.42	68.2	51.74	40.6	12.86	56.42	100	0	P	V
														V
														V
Remark	1. No other spurious found. 2. All results are PASS against Peak and Average limit line.													



Band 3 - Straddle Channel
WIFI 802.11ac VHT40 (Band Edge @ 3m)

WIFI Ant. 1	Note	Frequency (MHz)	Level (dBμV/m)	Over Limit (dB)	Limit Line (dBμV/m)	Read Level (dBμV)	Antenna Factor (dB/m)	Path Loss (dB)	Preamp Factor (dB)	Ant Pos (cm)	Table Pos (deg)	Peak Avg. (P/A)	Pol. (H/V)
802.11ac VHT40 CH 142 5710MHz		5413.57	48.08	-25.92	74	39.63	31.85	6.13	29.53	400	354	P	H
		5461.93	48.17	-20.03	68.2	39.66	31.87	6.18	29.54	400	354	P	H
		5452.96	40.17	-13.83	54	31.67	31.87	6.17	29.54	400	354	A	H
	*	5710	102.8	-	-	93.8	32.19	6.36	29.55	400	354	P	H
	*	5710	96.02	-	-	87.02	32.19	6.36	29.55	400	354	A	H
		5941.25	49.87	-18.33	68.2	40.39	32.53	6.51	29.56	400	354	P	H
		5458.03	48.29	-25.71	74	39.78	31.87	6.18	29.54	276	163	P	V
		5466.61	47.99	-20.21	68.2	39.46	31.88	6.19	29.54	276	163	P	V
		5433.46	39.67	-14.33	54	31.2	31.86	6.15	29.54	276	163	A	V
	*	5710	100.49	-	-	91.49	32.19	6.36	29.55	276	163	P	V
	*	5710	93.95	-	-	84.95	32.19	6.36	29.55	276	163	A	V
		5886	50.38	-17.82	68.2	41.04	32.43	6.47	29.56	276	163	P	V
Remark	1. No other spurious found. 2. All results are PASS against Peak and Average limit line.												



Band 3 - Straddle Channel
WIFI 802.11ac VHT40 (Harmonic @ 3m)

WIFI Ant. 1	Note	Frequency (MHz)	Level (dBμV/m)	Over Limit (dB)	Limit Line (dBμV/m)	Read Level (dBμV)	Antenna Factor (dB/m)	Path Loss (dB)	Preamp Factor (dB)	Ant Pos (cm)	Table Pos (deg)	Peak Avg. (P/A)	Pol. (H/V)	
802.11ac VHT40 CH 142 5710MHz		11420	46.57	-27.43	74	52.48	40	10.42	56.33	100	0	P	H	
		17130	48.21	-19.99	68.2	51.25	40.48	12.84	56.36	100	0	P	H	
													H	
													H	
			11420	46.9	-27.1	74	52.81	40	10.42	56.33	100	0	P	V
			17130	47.58	-20.62	68.2	50.62	40.48	12.84	56.36	100	0	P	V
														V
Remark	1. No other spurious found.													
	2. All results are PASS against Peak and Average limit line.													



**Band 3 - Straddle Channel
WIFI 802.11ac VHT80 (Band Edge @ 3m)**

WIFI Ant. 1	Note	Frequency (MHz)	Level (dBµV/m)	Over Limit (dB)	Limit Line (dBµV/m)	Read Level (dBµV)	Antenna Factor (dB/m)	Path Loss (dB)	Preamp Factor (dB)	Ant Pos (cm)	Table Pos (deg)	Peak Avg. (P/A)	Pol. (H/V)
802.11ac VHT80 CH 138 5690MHz		5445.16	47.6	-26.4	74	39.11	31.86	6.17	29.54	324	350	P	H
		5461.54	46.07	-22.13	68.2	37.56	31.87	6.18	29.54	324	350	P	H
		5452.57	41	-13	54	32.5	31.87	6.17	29.54	324	350	A	H
	*	5690	100.3	-	-	91.32	32.17	6.36	29.55	324	350	P	H
	*	5690	94.15	-	-	85.17	32.17	6.36	29.55	324	350	A	H
		5897.2	50.55	-17.65	68.2	41.17	32.46	6.48	29.56	324	350	P	H
		5456.47	47.68	-26.32	74	39.17	31.87	6.18	29.54	275	163	P	V
		5467	46.67	-21.53	68.2	38.14	31.88	6.19	29.54	275	163	P	V
		5454.91	41.04	-12.96	54	32.54	31.87	6.17	29.54	275	163	A	V
	*	5690	98.75	-	-	89.77	32.17	6.36	29.55	275	163	P	V
	*	5690	91.98	-	-	83	32.17	6.36	29.55	275	163	A	V
	5873.2	49.47	-18.73	68.2	40.14	32.43	6.46	29.56	275	163	P	V	
Remark	1. No other spurious found. 2. All results are PASS against Peak and Average limit line.												



**Band 3 - Straddle Channel
WIFI 802.11ac VHT80 (Harmonic @ 3m)**

WIFI Ant. 1	Note	Frequency (MHz)	Level (dBμV/m)	Over Limit (dB)	Limit Line (dBμV/m)	Read Level (dBμV)	Antenna Factor (dB/m)	Path Loss (dB)	Preamp Factor (dB)	Ant Pos (cm)	Table Pos (deg)	Peak Avg. (P/A)	Pol. (H/V)	
802.11ac VHT80 CH 138 5690MHz		11380	47.03	-26.97	74	52.93	40.04	10.41	56.35	100	0	P	H	
		17070	48.02	-20.18	68.2	51.25	40.24	12.77	56.24	100	0	P	H	
													H	
													H	
			11380	47.37	-26.63	74	53.27	40.04	10.41	56.35	100	0	P	V
			17070	48.78	-19.42	68.2	52.01	40.24	12.77	56.24	100	0	P	V
														V
														V
Remark	1. No other spurious found. 2. All results are PASS against Peak and Average limit line.													



Emission below 1GHz
WIFI 802.11ac VHT80 (LF @ 3m)

Table with 14 columns: WIFI Ant. 1, Note, Frequency (MHz), Level (dBµV/m), Over Limit (dB), Limit Line (dBµV/m), Read Level (dBµV), Antenna Factor (dB/m), Path Loss (dB), Preamp Factor (dB), Ant Pos (cm), Table Pos (deg), Peak Avg. (P/A), Pol. (H/V). Includes a Remark section at the bottom with two points: 'No other spurious found.' and 'All results are PASS against limit line.'



Band 1 - 5150~5250MHz
WIFI 802.11a (Band Edge @ 3m)

WIFI	Note	Frequency	Level	Over	Limit	Read	Antenna	Path	Preamp	Ant	Table	Peak	Pol.	
Ant.				Limit	Line	Level	Factor	Loss	Factor	Pos	Pos	Avg.		
2		(MHz)	(dBμV/m)	(dB)	(dBμV/m)	(dBμV)	(dB/m)	(dB)	(dB)	(cm)	(deg)	(P/A)	(H/V)	
802.11a CH 36 5180MHz		5149.76	52.86	-21.14	74	44.58	31.69	6.08	29.49	106	357	P	H	
		5150	43.84	-10.16	54	35.56	31.69	6.08	29.49	106	357	A	H	
	*	5180	109.74	-	-	101.42	31.71	6.1	29.49	106	357	P	H	
	*	5180	102.56	-	-	94.24	31.71	6.1	29.49	106	357	A	H	
													H	
													H	
			5142.74	49.29	-24.71	74	41.01	31.69	6.08	29.49	363	71	P	V
			5121.42	40.48	-13.52	54	32.22	31.67	6.07	29.48	363	71	A	V
	*		5180	103.39	-	-	95.07	31.71	6.1	29.49	363	71	P	V
	*		5180	96.16	-	-	87.84	31.71	6.1	29.49	363	71	A	V
														V
														V
802.11a CH 44 5220MHz		5004.94	49.48	-24.52	74	41.33	31.61	6	29.46	111	356	P	H	
		5147.68	40.98	-13.02	54	32.7	31.69	6.08	29.49	111	356	A	H	
	*	5220	109.98	-	-	101.64	31.73	6.11	29.5	111	356	P	H	
	*	5220	102.85	-	-	94.51	31.73	6.11	29.5	111	356	A	H	
			5353.32	49.59	-24.41	74	41.18	31.81	6.12	29.52	111	356	P	H
			5377.4	40.61	-13.39	54	32.2	31.82	6.12	29.53	111	356	A	H
			5008.06	49.27	-24.73	74	41.12	31.61	6	29.46	301	70	P	V
			5096.72	40.28	-13.72	54	32.05	31.66	6.05	29.48	301	70	A	V
	*		5220	103.56	-	-	95.22	31.73	6.11	29.5	301	70	P	V
	*		5220	96.41	-	-	88.07	31.73	6.11	29.5	301	70	A	V
			5426.68	48.83	-25.17	74	40.37	31.85	6.15	29.54	301	70	P	V
			5456.92	39.37	-14.63	54	30.86	31.87	6.18	29.54	301	70	A	V



802.11a CH 48 5240MHz		5120.38	50.04	-23.96	74	41.78	31.67	6.07	29.48	112	355	P	H
		5149.76	40.31	-13.69	54	32.03	31.69	6.08	29.49	112	355	A	H
	*	5240	110.96	-	-	102.61	31.74	6.11	29.5	112	355	P	H
	*	5240	103.72	-	-	95.37	31.74	6.11	29.5	112	355	A	H
		5397.28	50.54	-23.46	74	42.11	31.84	6.12	29.53	112	355	P	H
		5352.2	41.45	-12.55	54	33.04	31.81	6.12	29.52	112	355	A	H
		5012.48	49.6	-24.4	74	41.44	31.61	6.01	29.46	271	202	P	V
		5093.34	40.18	-13.82	54	31.95	31.66	6.05	29.48	271	202	A	V
	*	5240	104.29	-	-	95.94	31.74	6.11	29.5	271	202	P	V
	*	5240	97.12	-	-	88.77	31.74	6.11	29.5	271	202	A	V
		5426.12	49.8	-24.2	74	41.34	31.85	6.15	29.54	271	202	P	V
		5435.64	39.59	-14.41	54	31.11	31.86	6.16	29.54	271	202	A	V
Remark	1. No other spurious found. 2. All results are PASS against Peak and Average limit line.												



Band 1 5150~5250MHz
WIFI 802.11a (Harmonic @ 3m)

WIFI Ant. 2	Note	Frequency (MHz)	Level (dBμV/m)	Over Limit (dB)	Limit Line (dBμV/m)	Read Level (dBμV)	Antenna Factor (dB/m)	Path Loss (dB)	Preamp Factor (dB)	Ant Pos (cm)	Table Pos (deg)	Peak Avg. (P/A)	Pol. (H/V)	
802.11a CH 36 5180MHz		10360	46.01	-22.19	68.2	53.3	39.76	9.91	56.96	100	0	P	H	
		15540	44.73	-29.27	74	50.11	38.62	12.65	56.65	100	0	P	H	
													H	
													H	
			10360	46.66	-21.54	68.2	53.95	39.76	9.91	56.96	100	0	P	V
			15540	44.97	-29.03	74	50.35	38.62	12.65	56.65	100	0	P	V
														V
														V
802.11a CH 44 5220MHz		10440	47.38	-20.82	68.2	54.47	39.88	9.95	56.92	100	0	P	H	
		15660	44.35	-29.65	74	49.81	38.33	12.72	56.51	100	0	P	H	
													H	
													H	
			10440	45.85	-22.35	68.2	52.94	39.88	9.95	56.92	100	0	P	V
			15660	43.79	-30.21	74	49.25	38.33	12.72	56.51	100	0	P	V
														V
														V
802.11a CH 48 5240MHz		10480	47.94	-20.26	68.2	54.91	39.97	9.97	56.91	100	0	P	H	
		15720	45.24	-28.76	74	50.78	38.16	12.74	56.44	100	0	P	H	
													H	
													H	
			10480	47.27	-20.93	68.2	54.24	39.97	9.97	56.91	100	0	P	V
			15720	44.6	-29.4	74	50.14	38.16	12.74	56.44	100	0	P	V
														V
														V
Remark	1. No other spurious found. 2. All results are PASS against Peak and Average limit line.													



Band 1 5150~5250MHz
WIFI 802.11ac VHT20 (Band Edge @ 3m)

WIFI Ant. 2	Note	Frequency (MHz)	Level (dBμV/m)	Over Limit (dB)	Limit Line (dBμV/m)	Read Level (dBμV)	Antenna Factor (dB/m)	Path Loss (dB)	Preamp Factor (dB)	Ant Pos (cm)	Table Pos (deg)	Peak Avg. (P/A)	Pol. (H/V)	
802.11ac VHT20 CH 36 5180MHz		5148.72	54.08	-19.92	74	45.8	31.69	6.08	29.49	102	357	P	H	
		5149.76	44.38	-9.62	54	36.1	31.69	6.08	29.49	102	357	A	H	
	*	5180	109.53	-	-	101.21	31.71	6.1	29.49	102	357	P	H	
	*	5180	102.2	-	-	93.88	31.71	6.1	29.49	102	357	A	H	
													H	
														H
			5028.86	50.27	-23.73	74	42.1	31.62	6.02	29.47	362	72	P	V
			5121.16	40.56	-13.44	54	32.3	31.67	6.07	29.48	362	72	A	V
		*	5180	103.63	-	-	95.31	31.71	6.1	29.49	362	72	P	V
		*	5180	96.27	-	-	87.95	31.71	6.1	29.49	362	72	A	V
													V	
													V	
802.11ac VHT20 CH 44 5220MHz		5009.1	50.75	-23.25	74	42.59	31.61	6.01	29.46	114	356	P	H	
		5148.2	40.99	-13.01	54	32.71	31.69	6.08	29.49	114	356	A	H	
	*	5220	109.84	-	-	101.5	31.73	6.11	29.5	114	356	P	H	
	*	5220	102.48	-	-	94.14	31.73	6.11	29.5	114	356	A	H	
			5409.04	50.63	-23.37	74	42.19	31.84	6.13	29.53	114	356	P	H
			5353.32	40.76	-13.24	54	32.35	31.81	6.12	29.52	114	356	A	H
			5003.9	49.93	-24.07	74	41.78	31.61	6	29.46	352	71	P	V
			5058.5	40.17	-13.83	54	31.97	31.64	6.03	29.47	352	71	A	V
		*	5220	103.17	-	-	94.83	31.73	6.11	29.5	352	71	P	V
		*	5220	95.79	-	-	87.45	31.73	6.11	29.5	352	71	A	V
		5449.36	48.57	-25.43	74	40.07	31.87	6.17	29.54	352	71	P	V	
		5446.28	39.39	-14.61	54	30.89	31.87	6.17	29.54	352	71	A	V	



802.11ac VHT20 CH 48 5240MHz		5057.72	50.21	-23.79	74	42.01	31.64	6.03	29.47	100	356	P	H
		5142.74	40.27	-13.73	54	31.99	31.69	6.08	29.49	100	356	A	H
	*	5240	110.91	-	-	102.56	31.74	6.11	29.5	100	356	P	H
	*	5240	103.06	-	-	94.71	31.74	6.11	29.5	100	356	A	H
		5356.12	50.63	-23.37	74	42.22	31.81	6.12	29.52	100	356	P	H
		5350.24	41.66	-12.34	54	33.25	31.81	6.12	29.52	100	356	A	H
		5068.38	49.86	-24.14	74	41.65	31.64	6.04	29.47	355	69	P	V
		5008.06	40.49	-13.51	54	32.34	31.61	6	29.46	355	69	A	V
	*	5240	103.9	-	-	95.55	31.74	6.11	29.5	355	69	P	V
	*	5240	96.56	-	-	88.21	31.74	6.11	29.5	355	69	A	V
		5432	48.36	-25.64	74	39.89	31.86	6.15	29.54	355	69	P	V
		5458.32	39.35	-14.65	54	30.84	31.87	6.18	29.54	355	69	A	V
Remark	1. No other spurious found. 2. All results are PASS against Peak and Average limit line.												



Band 1 5150~5250MHz
WIFI 802.11ac VHT20 (Harmonic @ 3m)

WIFI Ant. 2	Note	Frequency (MHz)	Level (dBμV/m)	Over Limit (dB)	Limit Line (dBμV/m)	Read Level (dBμV)	Antenna Factor (dB/m)	Path Loss (dB)	Preamp Factor (dB)	Ant Pos (cm)	Table Pos (deg)	Peak Avg. (P/A)	Pol. (H/V)	
802.11ac VHT20 CH 36 5180MHz		10360	46.59	-21.61	68.2	53.88	39.76	9.91	56.96	100	0	P	H	
		15540	45.25	-28.75	74	50.63	38.62	12.65	56.65	100	0	P	H	
													H	
													H	
			10360	47.02	-21.18	68.2	54.31	39.76	9.91	56.96	100	0	P	V
			15540	46.09	-27.91	74	51.47	38.62	12.65	56.65	100	0	P	V
														V
802.11ac VHT20 CH 44 5220MHz		10440	45.96	-22.24	68.2	53.05	39.88	9.95	56.92	100	0	P	H	
		15660	44.26	-29.74	74	49.72	38.33	12.72	56.51	100	0	P	H	
													H	
													H	
			10440	46.19	-22.01	68.2	53.28	39.88	9.95	56.92	100	0	P	V
			15660	44.74	-29.26	74	50.2	38.33	12.72	56.51	100	0	P	V
														V
802.11ac VHT20 CH 48 5240MHz		10480	47.29	-20.91	68.2	54.26	39.97	9.97	56.91	100	0	P	H	
		15720	45.38	-28.62	74	50.92	38.16	12.74	56.44	100	0	P	H	
													H	
													H	
			10480	47.13	-21.07	68.2	54.1	39.97	9.97	56.91	100	0	P	V
			15720	45.06	-28.94	74	50.6	38.16	12.74	56.44	100	0	P	V
														V
Remark	1. No other spurious found.													
	2. All results are PASS against Peak and Average limit line.													



Band 1 5150~5250MHz
WIFI 802.11ac VHT40 (Band Edge @ 3m)

WIFI Ant. 2	Note	Frequency (MHz)	Level (dBμV/m)	Over Limit (dB)	Limit Line (dBμV/m)	Read Level (dBμV)	Antenna Factor (dB/m)	Path Loss (dB)	Preamp Factor (dB)	Ant Pos (cm)	Table Pos (deg)	Peak Avg. (P/A)	Pol. (H/V)
802.11ac VHT40 CH 38 5190MHz		5146.9	61.35	-12.65	74	53.07	31.69	6.08	29.49	100	354	P	H
		5149.24	50.77	-3.23	54	42.49	31.69	6.08	29.49	100	354	A	H
	*	5190	105.95	-	-	97.63	31.71	6.1	29.49	100	354	P	H
	*	5190	99.33	-	-	91.01	31.71	6.1	29.49	100	354	A	H
		5405.12	49.15	-24.85	74	40.71	31.84	6.13	29.53	100	354	P	H
		5375.72	41.57	-12.43	54	33.16	31.82	6.12	29.53	100	354	A	H
		5149.76	53.8	-20.2	74	45.52	31.69	6.08	29.49	358	69	P	V
		5150	42.79	-11.21	54	34.51	31.69	6.08	29.49	358	69	A	V
	*	5190	100.57	-	-	92.25	31.71	6.1	29.49	358	69	P	V
	*	5190	93.7	-	-	85.38	31.71	6.1	29.49	358	69	A	V
		5452.72	47.83	-26.17	74	39.33	31.87	6.17	29.54	358	69	P	V
		5399.8	40.07	-13.93	54	31.64	31.84	6.12	29.53	358	69	A	V
802.11ac VHT40 CH 46 5230MHz		5146.9	49.63	-24.37	74	41.35	31.69	6.08	29.49	100	355	P	H
		5149.76	42.08	-11.92	54	33.8	31.69	6.08	29.49	100	355	A	H
	*	5230	107.37	-	-	99.02	31.74	6.11	29.5	100	355	P	H
	*	5230	100.77	-	-	92.42	31.74	6.11	29.5	100	355	A	H
		5353.88	50.89	-23.11	74	42.48	31.81	6.12	29.52	100	355	P	H
		5350	42.64	-11.36	54	34.23	31.81	6.12	29.52	100	355	A	H
		5083.46	49.52	-24.48	74	41.3	31.65	6.05	29.48	400	63	P	V
		5112.84	41.07	-12.93	54	32.82	31.67	6.06	29.48	400	63	A	V
	*	5230	101.47	-	-	93.12	31.74	6.11	29.5	400	63	P	V
	*	5230	94.72	-	-	86.37	31.74	6.11	29.5	400	63	A	V
	5445.44	48.5	-25.5	74	40.01	31.86	6.17	29.54	400	63	P	V	
	5441.52	40.2	-13.8	54	31.72	31.86	6.16	29.54	400	63	A	V	
Remark	1. No other spurious found. 2. All results are PASS against Peak and Average limit line.												



Band 1 5150~5250MHz
WIFI 802.11ac VHT40 (Harmonic @ 3m)

WIFI Ant. 2	Note	Frequency (MHz)	Level (dBμV/m)	Over Limit (dB)	Limit Line (dBμV/m)	Read Level (dBμV)	Antenna Factor (dB/m)	Path Loss (dB)	Preamp Factor (dB)	Ant Pos (cm)	Table Pos (deg)	Peak Avg. (P/A)	Pol. (H/V)	
802.11ac VHT40 CH 38 5190MHz		10380	45.21	-22.99	68.2	52.45	39.79	9.92	56.95	100	0	P	H	
		15570	45.25	-28.75	74	50.68	38.53	12.66	56.62	100	0	P	H	
													H	
													H	
			10380	45.77	-22.43	68.2	53.01	39.79	9.92	56.95	100	0	P	V
			15570	46.28	-27.72	74	51.71	38.53	12.66	56.62	100	0	P	V
														V
802.11ac VHT40 CH 46 5230MHz		10460	46.5	-21.7	68.2	53.55	39.91	9.96	56.92	100	0	P	H	
		15690	44.49	-29.51	74	50	38.24	12.72	56.47	100	0	P	H	
													H	
													H	
			10460	47.1	-21.1	68.2	54.15	39.91	9.96	56.92	100	0	P	V
			15690	44.17	-29.83	74	49.68	38.24	12.72	56.47	100	0	P	V
														V
Remark	1. No other spurious found.													
	2. All results are PASS against Peak and Average limit line.													



Band 1 5150~5250MHz
WIFI 802.11ac VHT80 (Band Edge @ 3m)

WIFI Ant. 2	Note	Frequency (MHz)	Level (dBμV/m)	Over Limit (dB)	Limit Line (dBμV/m)	Read Level (dBμV)	Antenna Factor (dB/m)	Path Loss (dB)	Preamp Factor (dB)	Ant Pos (cm)	Table Pos (deg)	Peak Avg. (P/A)	Pol. (H/V)
802.11ac VHT80 CH 42 5210MHz		5141.18	54.77	-19.23	74	46.49	31.69	6.08	29.49	100	354	P	H
		5149.76	48.54	-5.46	54	40.26	31.69	6.08	29.49	100	354	A	H
	*	5210	102.12	-	-	93.78	31.73	6.11	29.5	100	354	P	H
	*	5210	95.82	-	-	87.48	31.73	6.11	29.5	100	354	A	H
		5389.16	49.45	-24.55	74	41.03	31.83	6.12	29.53	100	354	P	H
		5350	43.02	-10.98	54	34.61	31.81	6.12	29.52	100	354	A	H
		5143.26	49.52	-24.48	74	41.24	31.69	6.08	29.49	400	70	P	V
		5137.02	44.17	-9.83	54	35.89	31.68	6.08	29.48	400	70	A	V
	*	5210	96.56	-	-	88.22	31.73	6.11	29.5	400	70	P	V
	*	5210	90.47	-	-	82.13	31.73	6.11	29.5	400	70	A	V
		5454.68	47.25	-26.75	74	38.75	31.87	6.17	29.54	400	70	P	V
		5434.8	41.19	-12.81	54	32.72	31.86	6.15	29.54	400	70	A	V
Remark	1. No other spurious found. 2. All results are PASS against Peak and Average limit line.												



**Band 1 5150~5250MHz
WIFI 802.11ac VHT80 (Harmonic @ 3m)**

WIFI Ant. 2	Note	Frequency (MHz)	Level (dBμV/m)	Over Limit (dB)	Limit Line (dBμV/m)	Read Level (dBμV)	Antenna Factor (dB/m)	Path Loss (dB)	Preamp Factor (dB)	Ant Pos (cm)	Table Pos (deg)	Peak Avg. (P/A)	Pol. (H/V)	
802.11ac VHT80 CH 42 5210MHz		10420	46.42	-21.78	68.2	53.56	39.85	9.94	56.93	100	0	P	H	
		15630	45.62	-28.38	74	51.09	38.37	12.7	56.54	100	0	P	H	
													H	
													H	
			10420	45.61	-22.59	68.2	52.75	39.85	9.94	56.93	100	0	P	V
			15630	45.79	-28.21	74	51.26	38.37	12.7	56.54	100	0	P	V
														V
														V
Remark	1. No other spurious found. 2. All results are PASS against Peak and Average limit line.													



Band 2 - 5250~5350MHz
WIFI 802.11a (Band Edge @ 3m)

WIFI Ant. 2	Note	Frequency (MHz)	Level (dBμV/m)	Over Limit (dB)	Limit Line (dBμV/m)	Read Level (dBμV)	Antenna Factor (dB/m)	Path Loss (dB)	Preamp Factor (dB)	Ant Pos (cm)	Table Pos (deg)	Peak Avg. (P/A)	Pol. (H/V)
802.11a CH 52 5260MHz		5109.82	49.8	-24.2	74	41.55	31.67	6.06	29.48	102	354	P	H
		5095.54	40.26	-13.74	54	32.03	31.66	6.05	29.48	102	354	A	H
	*	5260	110.39	-	-	102.03	31.76	6.11	29.51	102	354	P	H
	*	5260	103.25	-	-	94.89	31.76	6.11	29.51	102	354	A	H
		5353.92	50.34	-23.66	74	41.93	31.81	6.12	29.52	102	354	P	H
		5350.32	42.73	-11.27	54	34.32	31.81	6.12	29.52	102	354	A	H
		5048.62	49.29	-24.71	74	41.1	31.63	6.03	29.47	375	68	P	V
		5080.58	40.29	-13.71	54	32.07	31.65	6.04	29.47	375	68	A	V
	*	5260	104.95	-	-	96.59	31.76	6.11	29.51	375	68	P	V
	*	5260	97.89	-	-	89.53	31.76	6.11	29.51	375	68	A	V
		5455.2	48.04	-25.96	74	39.53	31.87	6.18	29.54	375	68	P	V
		5357.28	39.49	-14.51	54	31.08	31.81	6.12	29.52	375	68	A	V
802.11a CH 60 5300MHz		5129.2	48.94	-25.06	74	40.67	31.68	6.07	29.48	100	356	P	H
		5055.08	40.22	-13.78	54	32.02	31.64	6.03	29.47	100	356	A	H
	*	5300	110.51	-	-	102.13	31.78	6.11	29.51	100	356	P	H
	*	5300	103.39	-	-	95.01	31.78	6.11	29.51	100	356	A	H
		5367.36	53.41	-20.59	74	45	31.82	6.12	29.53	100	356	P	H
		5350.56	44.98	-9.02	54	36.57	31.81	6.12	29.52	100	356	P	H
		5022.44	49.51	-24.49	74	41.34	31.62	6.01	29.46	391	68	P	V
		5100.64	40.72	-13.28	54	32.48	31.66	6.06	29.48	391	68	A	V
	*	5300	105.1	-	-	96.72	31.78	6.11	29.51	391	68	P	V
	*	5300	97.93	-	-	89.55	31.78	6.11	29.51	391	68	A	V
		5455.92	48.7	-25.3	74	40.19	31.87	6.18	29.54	391	68	P	V
		5353.68	39.99	-14.01	54	31.58	31.81	6.12	29.52	391	68	A	V



802.11a CH 64 5320MHz	*	5320	111.02	-	-	102.63	31.79	6.12	29.52	100	354	P	H
	*	5320	103.51	-	-	95.12	31.79	6.12	29.52	100	354	A	H
		5352.16	58.89	-15.11	74	50.48	31.81	6.12	29.52	100	354	P	H
		5350.56	47.55	-6.45	54	39.14	31.81	6.12	29.52	100	354	A	H
													H
													H
	*	5320	105.02	-	-	96.63	31.79	6.12	29.52	387	68	P	V
	*	5320	98.08	-	-	89.69	31.79	6.12	29.52	387	68	A	V
		5352.16	49.48	-24.52	74	41.07	31.81	6.12	29.52	387	68	P	V
		5350.08	41.6	-12.4	54	33.19	31.81	6.12	29.52	387	68	A	V
													V
													V
Remark	1. No other spurious found. 2. All results are PASS against Peak and Average limit line.												



Band 2 5250~5350MHz

WIFI 802.11a (Harmonic @ 3m)

WIFI Ant. 2	Note	Frequency (MHz)	Level (dBμV/m)	Over Limit (dB)	Limit Line (dBμV/m)	Read Level (dBμV)	Antenna Factor (dB/m)	Path Loss (dB)	Preamp Factor (dB)	Ant Pos (cm)	Table Pos (deg)	Peak Avg. (P/A)	Pol. (H/V)
802.11a CH 52 5260MHz		10520	46.47	-21.73	68.2	53.33	40.02	10	56.88	100	0	P	H
		15780	45.06	-28.94	74	50.6	38.04	12.78	56.36	100	0	P	H
													H
													H
		10520	47.24	-20.96	68.2	54.1	40.02	10	56.88	100	0	P	V
		15780	44.44	-29.56	74	49.98	38.04	12.78	56.36	100	0	P	V
													V
													V
802.11a CH 60 5300MHz		10600	46.27	-27.73	74	52.95	40.1	10.04	56.82	100	0	P	H
		15900	44.67	-29.33	74	50.3	37.75	12.84	56.22	100	0	P	H
													H
													H
		10600	46.42	-27.58	74	53.1	40.1	10.04	56.82	100	0	P	V
		15900	44.78	-29.22	74	50.41	37.75	12.84	56.22	100	0	P	V
													V
													V
802.11a CH 64 5320MHz		10640	46.81	-27.19	74	53.41	40.14	10.05	56.79	100	0	P	H
		15960	44.82	-29.18	74	50.52	37.58	12.87	56.15	100	0	P	H
													H
													H
		10640	46.22	-27.78	74	52.82	40.14	10.05	56.79	100	0	P	V
		15960	44.52	-29.48	74	50.22	37.58	12.87	56.15	100	0	P	V
													V
													V
Remark	1. No other spurious found. 2. All results are PASS against Peak and Average limit line.												



Band 2 5250~5350MHz
WIFI 802.11ac VHT20 (Band Edge @ 3m)

WIFI Ant. 2	Note	Frequency (MHz)	Level (dBμV/m)	Over Limit (dB)	Limit Line (dBμV/m)	Read Level (dBμV)	Antenna Factor (dB/m)	Path Loss (dB)	Preamp Factor (dB)	Ant Pos (cm)	Table Pos (deg)	Peak Avg. (P/A)	Pol. (H/V)
802.11ac VHT20 CH 52 5260MHz		5024.82	49.85	-24.15	74	41.68	31.62	6.01	29.46	100	356	P	H
		5100.3	40.47	-13.53	54	32.23	31.66	6.06	29.48	100	356	A	H
	*	5260	110.48	-	-	102.12	31.76	6.11	29.51	100	356	P	H
	*	5260	106.25	-	-	97.89	31.76	6.11	29.51	100	356	A	H
		5353.68	51.22	-22.78	74	42.81	31.81	6.12	29.52	100	356	P	H
		5352.72	42.6	-11.4	54	34.19	31.81	6.12	29.52	100	356	A	H
		5011.22	49.11	-24.89	74	40.95	31.61	6.01	29.46	375	69	P	V
		5052.02	40.29	-13.71	54	32.1	31.63	6.03	29.47	375	69	A	V
	*	5260	104.48	-	-	96.12	31.76	6.11	29.51	375	69	P	V
	*	5260	97.14	-	-	88.78	31.76	6.11	29.51	375	69	A	V
		5367.12	49.09	-24.91	74	40.68	31.82	6.12	29.53	375	69	P	V
		5352.48	39.4	-14.6	54	30.99	31.81	6.12	29.52	375	69	A	V
802.11ac VHT20 CH 60 5300MHz		5011.56	50.43	-23.57	74	42.27	31.61	6.01	29.46	107	355	P	H
		5071.74	40.38	-13.62	54	32.16	31.65	6.04	29.47	107	355	A	H
	*	5300	110.6	-	-	102.22	31.78	6.11	29.51	107	355	P	H
	*	5300	103.39	-	-	95.01	31.78	6.11	29.51	107	355	A	H
		5351.04	53.24	-20.76	74	44.83	31.81	6.12	29.52	107	355	P	H
		5351.52	44.78	-9.22	54	36.37	31.81	6.12	29.52	107	355	A	H
		5012.24	50.02	-23.98	74	41.86	31.61	6.01	29.46	368	68	P	V
		5040.12	40.68	-13.32	54	32.5	31.63	6.02	29.47	368	68	A	V
	*	5300	104.16	-	-	95.78	31.78	6.11	29.51	368	68	P	V
	*	5300	96.91	-	-	88.53	31.78	6.11	29.51	368	68	A	V
	5354.16	48.41	-25.59	74	40	31.81	6.12	29.52	368	68	P	V	
	5351.52	39.64	-14.36	54	31.23	31.81	6.12	29.52	368	68	A	V	



802.11ac VHT20 CH 64 5320MHz	*	5320	110.9	-	-	102.51	31.79	6.12	29.52	100	354	P	H
	*	5320	103.2	-	-	94.81	31.79	6.12	29.52	100	354	A	H
		5350.88	63.07	-10.93	74	54.66	31.81	6.12	29.52	100	354	P	H
		5350.08	48.6	-5.4	54	40.19	31.81	6.12	29.52	100	354	A	H
													H
													H
	*	5320	104.48	-	-	96.09	31.79	6.12	29.52	389	67	P	V
	*	5320	97.1	-	-	88.71	31.79	6.12	29.52	389	67	A	V
		5352	52.43	-21.57	74	44.02	31.81	6.12	29.52	389	67	P	V
		5350.56	41.86	-12.14	54	33.45	31.81	6.12	29.52	389	67	A	V
													V
													V
Remark	1. No other spurious found. 2. All results are PASS against Peak and Average limit line.												



Band 2 5250~5350MHz
WIFI 802.11ac VHT20 (Harmonic @ 3m)

WIFI Ant. 2	Note	Frequency (MHz)	Level (dBμV/m)	Over Limit (dB)	Limit Line (dBμV/m)	Read Level (dBμV)	Antenna Factor (dB/m)	Path Loss (dB)	Preamp Factor (dB)	Ant Pos (cm)	Table Pos (deg)	Peak Avg. (P/A)	Pol. (H/V)	
802.11ac VHT20 CH 52 5260MHz		10520	46.21	-21.99	68.2	53.07	40.02	10	56.88	100	0	P	H	
		15780	45.15	-28.85	74	50.69	38.04	12.78	56.36	100	0	P	H	
													H	
													H	
			10520	46.77	-21.43	68.2	53.63	40.02	10	56.88	100	0	P	V
			15780	44.56	-29.44	74	50.1	38.04	12.78	56.36	100	0	P	V
														V
802.11ac VHT20 CH 60 5300MHz		10600	47.36	-26.64	74	54.04	40.1	10.04	56.82	100	0	P	H	
		15900	45.2	-28.8	74	50.83	37.75	12.84	56.22	100	0	P	H	
													H	
													H	
			10600	46.46	-27.54	74	53.14	40.1	10.04	56.82	100	0	P	V
			15900	45.07	-28.93	74	50.7	37.75	12.84	56.22	100	0	P	V
														V
802.11ac VHT20 CH 64 5320MHz		10640	47.45	-26.55	74	54.05	40.14	10.05	56.79	100	0	P	H	
		15960	44.37	-29.63	74	50.07	37.58	12.87	56.15	100	0	P	H	
													H	
													H	
			10640	46.92	-27.08	74	53.52	40.14	10.05	56.79	100	0	P	V
			15960	44.75	-29.25	74	50.45	37.58	12.87	56.15	100	0	P	V
														V
Remark	1. No other spurious found.													
	2. All results are PASS against Peak and Average limit line.													



Band 2 5250~5350MHz
WIFI 802.11ac VHT40 (Band Edge @ 3m)

WIFI Ant. 2	Note	Frequency (MHz)	Level (dBμV/m)	Over Limit (dB)	Limit Line (dBμV/m)	Read Level (dBμV)	Antenna Factor (dB/m)	Path Loss (dB)	Preamp Factor (dB)	Ant Pos (cm)	Table Pos (deg)	Peak Avg. (P/A)	Pol. (H/V)
802.11ac VHT40 CH 54 5270MHz		5055.08	49.77	-24.23	74	41.57	31.64	6.03	29.47	100	354	P	H
		5147.9	41.04	-12.96	54	32.76	31.69	6.08	29.49	100	354	A	H
	*	5270	107.41	-	-	99.05	31.76	6.11	29.51	100	354	P	H
	*	5270	100.91	-	-	92.55	31.76	6.11	29.51	100	354	A	H
		5354.64	54.62	-19.38	74	46.21	31.81	6.12	29.52	100	354	P	H
		5352.96	46.86	-7.14	54	38.45	31.81	6.12	29.52	100	354	A	H
		5047.6	49.47	-24.53	74	41.28	31.63	6.03	29.47	374	69	P	V
		5073.78	41.05	-12.95	54	32.83	31.65	6.04	29.47	374	69	A	V
	*	5270	101.49	-	-	93.13	31.76	6.11	29.51	374	69	P	V
	*	5270	94.58	-	-	86.22	31.76	6.11	29.51	374	69	A	V
		5374.32	49.09	-24.91	74	40.68	31.82	6.12	29.53	374	69	P	V
		5350.08	41.37	-12.63	54	32.96	31.81	6.12	29.52	374	69	A	V
802.11ac VHT40 CH 62 5310MHz		5067.66	48.26	-25.74	74	40.05	31.64	6.04	29.47	100	354	P	H
		5113.22	40.99	-13.01	54	32.74	31.67	6.06	29.48	100	354	A	H
	*	5310	105.2	-	-	96.81	31.79	6.12	29.52	100	354	P	H
	*	5310	98.4	-	-	90.01	31.79	6.12	29.52	100	354	A	H
		5351.52	60.82	-13.18	74	52.41	31.81	6.12	29.52	100	354	P	H
		5351.52	52.4	-1.6	54	43.99	31.81	6.12	29.52	100	354	A	H
		5059.16	49.14	-24.86	74	40.94	31.64	6.03	29.47	388	67	P	V
		5028.9	41.13	-12.87	54	32.96	31.62	6.02	29.47	388	67	A	V
	*	5310	99.43	-	-	91.04	31.79	6.12	29.52	388	67	P	V
	*	5310	92.38	-	-	83.99	31.79	6.12	29.52	388	67	A	V
	5352.24	53.59	-20.41	74	45.18	31.81	6.12	29.52	388	67	P	V	
	5350.32	45.41	-8.59	54	37	31.81	6.12	29.52	388	67	A	V	
Remark	1. No other spurious found. 2. All results are PASS against Peak and Average limit line.												



**Band 2 5250~5350MHz
WIFI 802.11ac VHT40 (Harmonic @ 3m)**

WIFI Ant. 2	Note	Frequency (MHz)	Level (dBµV/m)	Over Limit (dB)	Limit Line (dBµV/m)	Read Level (dBµV)	Antenna Factor (dB/m)	Path Loss (dB)	Preamp Factor (dB)	Ant Pos (cm)	Table Pos (deg)	Peak Avg. (P/A)	Pol. (H/V)	
802.11ac VHT40 CH 54 5270MHz		10540	45.96	-22.24	68.2	52.79	40.03	10.01	56.87	100	0	P	H	
		15810	44.21	-29.79	74	49.78	37.96	12.8	56.33	100	0	P	H	
													H	
													H	
			10540	46.78	-21.42	68.2	53.61	40.03	10.01	56.87	100	0	P	V
			15810	44.55	-29.45	74	50.12	37.96	12.8	56.33	100	0	P	V
														V
802.11ac VHT40 CH 62 5310MHz		10620	46.63	-27.37	74	53.27	40.12	10.04	56.8	100	0	P	H	
		15930	44.49	-29.51	74	50.14	37.67	12.86	56.18	100	0	P	H	
													H	
													H	
			10620	49.23	-24.77	74	55.87	40.12	10.04	56.8	100	0	P	V
			15930	45.25	-28.75	74	50.9	37.67	12.86	56.18	100	0	P	V
														V
Remark	1. No other spurious found.													
	2. All results are PASS against Peak and Average limit line.													



Band 2 5250~5350MHz
WIFI 802.11ac VHT80 (Band Edge @ 3m)

WIFI Ant. 2	Note	Frequency (MHz)	Level (dBμV/m)	Over Limit (dB)	Limit Line (dBμV/m)	Read Level (dBμV)	Antenna Factor (dB/m)	Path Loss (dB)	Preamp Factor (dB)	Ant Pos (cm)	Table Pos (deg)	Peak Avg. (P/A)	Pol. (H/V)
802.11ac VHT80 CH 58 5290MHz		5021.42	48.1	-25.9	74	39.93	31.62	6.01	29.46	100	354	P	H
		5070.38	42.57	-11.43	54	34.36	31.64	6.04	29.47	100	354	A	H
	*	5290	99.36	-	-	90.99	31.77	6.11	29.51	100	354	P	H
	*	5290	92.64	-	-	84.27	31.77	6.11	29.51	100	354	A	H
		5362.56	57.21	-16.79	74	48.8	31.82	6.12	29.53	100	354	P	H
		5350.08	51.59	-2.41	54	43.18	31.81	6.12	29.52	100	354	A	H
		5022.1	49.06	-24.94	74	40.89	31.62	6.01	29.46	388	67	P	V
		5035.7	42.84	-11.16	54	34.67	31.62	6.02	29.47	388	67	A	V
	*	5290	93.4	-	-	85.03	31.77	6.11	29.51	388	67	P	V
	*	5290	86.96	-	-	78.59	31.77	6.11	29.51	388	67	A	V
		5355.12	50.41	-23.59	74	42	31.81	6.12	29.52	388	67	P	V
		5351.04	44.19	-9.81	54	35.78	31.81	6.12	29.52	388	67	A	V
Remark	1. No other spurious found. 2. All results are PASS against Peak and Average limit line.												



**Band 2 5250~5350MHz
WIFI 802.11ac VHT80 (Harmonic @ 3m)**

WIFI Ant. 2	Note	Frequency (MHz)	Level (dBμV/m)	Over Limit (dB)	Limit Line (dBμV/m)	Read Level (dBμV)	Antenna Factor (dB/m)	Path Loss (dB)	Preamp Factor (dB)	Ant Pos (cm)	Table Pos (deg)	Peak Avg. (P/A)	Pol. (H/V)	
802.11ac VHT80 CH 58 5290MHz		10580	46.12	-22.08	68.2	52.84	40.09	10.03	56.84	100	0	P	H	
		15870	44.08	-29.92	74	49.73	37.79	12.82	56.26	100	0	P	H	
													H	
													H	
			10580	46.4	-21.8	68.2	53.12	40.09	10.03	56.84	100	0	P	V
			15870	44.39	-29.61	74	50.04	37.79	12.82	56.26	100	0	P	V
														V
Remark	1. No other spurious found.													
	2. All results are PASS against Peak and Average limit line.													



Band 3 - 5470~5725MHz
WIFI 802.11a (Band Edge @ 3m)

WIFI Ant. 2	Note	Frequency (MHz)	Level (dBμV/m)	Over Limit (dB)	Limit Line (dBμV/m)	Read Level (dBμV)	Antenna Factor (dB/m)	Path Loss (dB)	Preamp Factor (dB)	Ant Pos (cm)	Table Pos (deg)	Peak Avg. (P/A)	Pol. (H/V)	
802.11a CH 100 5500MHz		5446.16	54.21	-19.79	74	45.71	31.87	6.17	29.54	100	349	P	H	
		5469.84	58.05	-10.15	68.2	49.52	31.88	6.19	29.54	100	349	P	H	
		5460	44.04	-9.96	54	35.53	31.87	6.18	29.54	100	349	A	H	
	*	5500	108.99	-	-	100.42	31.9	6.22	29.55	100	349	P	H	
	*	5500	101.63	-	-	93.06	31.9	6.22	29.55	100	349	A	H	
														H
			5456.08	48.46	-25.54	74	39.95	31.87	6.18	29.54	323	70	P	V
			5468.08	49.5	-18.7	68.2	40.97	31.88	6.19	29.54	323	70	P	V
			5457.52	40.05	-13.95	54	31.54	31.87	6.18	29.54	323	70	A	V
	*		5500	102.53	-	-	93.96	31.9	6.22	29.55	323	70	P	V
	*		5500	95.13	-	-	86.56	31.9	6.22	29.55	323	70	A	V
														V
802.11a CH 116 5580MHz		5393.68	48.71	-25.29	74	40.29	31.83	6.12	29.53	100	350	P	H	
		5467.12	48.51	-19.69	68.2	39.98	31.88	6.19	29.54	100	350	P	H	
		5455.6	40.23	-13.77	54	31.72	31.87	6.18	29.54	100	350	A	H	
	*	5580	109.25	-	-	100.5	32	6.3	29.55	100	350	P	H	
	*	5580	102.15	-	-	93.4	32	6.3	29.55	100	350	A	H	
			5749.25	48.49	-19.71	68.2	39.42	32.24	6.38	29.55	100	350	P	H
			5446.48	47.67	-26.33	74	39.17	31.87	6.17	29.54	295	71	P	V
			5469.52	47.32	-20.88	68.2	38.79	31.88	6.19	29.54	295	71	P	V
			5455.6	39.18	-14.82	54	30.67	31.87	6.18	29.54	295	71	A	V
	*		5580	104.07	-	-	95.32	32	6.3	29.55	295	71	P	V
	*		5580	96.81	-	-	88.06	32	6.3	29.55	295	71	A	V
			5740.745	48.6	-19.6	68.2	39.53	32.24	6.38	29.55	295	71	P	V



802.11a CH 140 5700MHz	*	5700	108.06	-	-	99.08	32.17	6.36	29.55	101	350	P	H
	*	5700	100.69	-	-	91.71	32.17	6.36	29.55	101	350	A	H
		5725.32	58.91	-9.29	68.2	49.88	32.21	6.37	29.55	101	350	P	H
													H
													H
													H
	*	5700	106.77	-	-	97.79	32.17	6.36	29.55	267	207	P	V
	*	5700	99.49	-	-	90.51	32.17	6.36	29.55	267	207	A	V
		5726.04	58.7	-9.5	68.2	49.67	32.21	6.37	29.55	267	207	P	V
													V
													V
													V
Remark	1. No other spurious found. 2. All results are PASS against Peak and Average limit line.												



Band 3 - 5470~5725MHz
WIFI 802.11a (Harmonic @ 3m)

WIFI Ant. 2	Note	Frequency (MHz)	Level (dBμV/m)	Over Limit (dB)	Limit Line (dBμV/m)	Read Level (dBμV)	Antenna Factor (dB/m)	Path Loss (dB)	Preamp Factor (dB)	Ant Pos (cm)	Table Pos (deg)	Peak Avg. (P/A)	Pol. (H/V)	
802.11a CH 100 5500MHz		11000	47.76	-26.24	74	53.54	40.5	10.22	56.5	100	0	P	H	
		16500	46	-22.2	68.2	49.51	39.4	12.79	55.7	100	0	P	H	
													H	
													H	
			11000	47.71	-26.29	74	53.49	40.5	10.22	56.5	100	0	P	V
			16500	46.24	-21.96	68.2	49.75	39.4	12.79	55.7	100	0	P	V
														V
														V
802.11a CH 116 5580MHz		11160	46.34	-27.66	74	52.18	40.3	10.3	56.44	100	0	P	H	
		16740	47.28	-20.92	68.2	50.74	39.69	12.74	55.89	100	0	P	H	
													H	
													H	
			11160	46.74	-27.26	74	52.58	40.3	10.3	56.44	100	0	P	V
			16740	46.43	-21.77	68.2	49.89	39.69	12.74	55.89	100	0	P	V
														V
														V
802.11a CH 140 5700MHz		11400	47.06	-26.94	74	52.96	40.02	10.42	56.34	100	0	P	H	
		17100	48.71	-19.49	68.2	51.85	40.36	12.8	56.3	100	0	P	H	
													H	
													H	
			11400	47.43	-26.57	74	53.33	40.02	10.42	56.34	100	0	P	V
			17100	47.74	-20.46	68.2	50.88	40.36	12.8	56.3	100	0	P	V
														V
														V
Remark	1. No other spurious found. 2. All results are PASS against Peak and Average limit line.													



Band 3 - 5470~5725MHz
WIFI 802.11ac VHT20 (Band Edge @ 3m)

WIFI Ant. 2	Note	Frequency (MHz)	Level (dBμV/m)	Over Limit (dB)	Limit Line (dBμV/m)	Read Level (dBμV)	Antenna Factor (dB/m)	Path Loss (dB)	Preamp Factor (dB)	Ant Pos (cm)	Table Pos (deg)	Peak Avg. (P/A)	Pol. (H/V)	
802.11ac VHT20 CH 100 5500MHz		5446.32	50.78	-23.22	74	42.28	31.87	6.17	29.54	100	351	P	H	
		5466.64	54.3	-13.9	68.2	45.77	31.88	6.19	29.54	100	351	P	H	
		5457.52	42.69	-11.31	54	34.18	31.87	6.18	29.54	100	351	A	H	
	*	5500	108.03	-	-	99.46	31.9	6.22	29.55	100	351	P	H	
	*	5500	100.78	-	-	92.21	31.9	6.22	29.55	100	351	A	H	
														H
			5456.24	50.01	-23.99	74	41.5	31.87	6.18	29.54	255	205	P	V
			5463.6	49.96	-18.24	68.2	41.44	31.88	6.18	29.54	255	205	P	V
			5460	40.72	-13.28	54	32.21	31.87	6.18	29.54	255	205	A	V
	*		5500	104.28	-	-	95.71	31.9	6.22	29.55	255	205	P	V
	*		5500	96.95	-	-	88.38	31.9	6.22	29.55	255	205	A	V
													V	
802.11ac VHT20 CH 116 5580MHz		5401.36	48.41	-25.59	74	39.98	31.84	6.12	29.53	100	351	P	H	
		5461.12	47.29	-20.91	68.2	38.78	31.87	6.18	29.54	100	351	P	H	
		5459.44	39.97	-14.03	54	31.46	31.87	6.18	29.54	100	351	A	H	
	*	5580	107.16	-	-	98.41	32	6.3	29.55	100	351	P	H	
	*	5580	99.65	-	-	90.9	32	6.3	29.55	100	351	A	H	
			5744.21	49.21	-18.99	68.2	40.14	32.24	6.38	29.55	100	351	P	H
			5365.36	47.85	-26.15	74	39.44	31.82	6.12	29.53	288	183	P	V
			5465.68	48.45	-19.75	68.2	39.92	31.88	6.19	29.54	288	183	P	V
			5458.24	39.24	-14.76	54	30.73	31.87	6.18	29.54	288	183	A	V
	*		5580	101.24	-	-	92.49	32	6.3	29.55	288	183	P	V
	*		5580	93.91	-	-	85.16	32	6.3	29.55	288	183	A	V
		5739.17	48.69	-19.51	68.2	39.62	32.24	6.38	29.55	288	183	P	V	



802.11ac VHT20 CH 140 5700MHz	*	5700	105.64	-	-	96.66	32.17	6.36	29.55	100	351	P	H
	*	5700	98.41	-	-	89.43	32.17	6.36	29.55	100	351	A	H
		5725.64	53.27	-14.93	68.2	44.24	32.21	6.37	29.55	100	351	P	H
													H
													H
													H
	*	5700	103.9	-	-	94.92	32.17	6.36	29.55	240	207	P	V
	*	5700	96.51	-	-	87.53	32.17	6.36	29.55	240	207	A	V
		5725.56	51.55	-16.65	68.2	42.52	32.21	6.37	29.55	240	207	P	V
													V
													V
													V
Remark	1. No other spurious found. 2. All results are PASS against Peak and Average limit line.												



Band 3 - 5470~5725MHz
WIFI 802.11ac VHT20 (Harmonic @ 3m)

WIFI Ant. 2	Note	Frequency (MHz)	Level (dBμV/m)	Over Limit (dB)	Limit Line (dBμV/m)	Read Level (dBμV)	Antenna Factor (dB/m)	Path Loss (dB)	Preamp Factor (dB)	Ant Pos (cm)	Table Pos (deg)	Peak Avg. (P/A)	Pol. (H/V)	
802.11ac VHT20 CH 100 5500MHz		11000	47.66	-26.34	74	53.44	40.5	10.22	56.5	100	0	P	H	
		16500	46.94	-21.26	68.2	50.45	39.4	12.79	55.7	100	0	P	H	
													H	
													H	
			11000	45.99	-28.01	74	51.77	40.5	10.22	56.5	100	0	P	V
			16500	46.12	-22.08	68.2	49.63	39.4	12.79	55.7	100	0	P	V
														V
802.11ac VHT20 CH 116 5580MHz		11160	47.08	-26.92	74	52.92	40.3	10.3	56.44	100	0	P	H	
		16740	47.11	-21.09	68.2	50.57	39.69	12.74	55.89	100	0	P	H	
													H	
													H	
			11160	47.28	-26.72	74	53.12	40.3	10.3	56.44	100	0	P	V
			16740	47.53	-20.67	68.2	50.99	39.69	12.74	55.89	100	0	P	V
														V
802.11ac VHT20 CH 140 5700MHz		11400	47.18	-26.82	74	53.08	40.02	10.42	56.34	100	0	P	H	
		17100	48.12	-20.08	68.2	51.26	40.36	12.8	56.3	100	0	P	H	
													H	
													H	
			11400	46.42	-27.58	74	52.32	40.02	10.42	56.34	100	0	P	V
			17100	47.37	-20.83	68.2	50.51	40.36	12.8	56.3	100	0	P	V
														V
Remark	1. No other spurious found.													
	2. All results are PASS against Peak and Average limit line.													



Band 3 - 5470~5725MHz
WIFI 802.11ac VHT40 (Band Edge @ 3m)

WIFI Ant. 2	Note	Frequency (MHz)	Level (dBμV/m)	Over Limit (dB)	Limit Line (dBμV/m)	Read Level (dBμV)	Antenna Factor (dB/m)	Path Loss (dB)	Preamp Factor (dB)	Ant Pos (cm)	Table Pos (deg)	Peak Avg. (P/A)	Pol. (H/V)
802.11ac VHT40 CH 102 5510MHz		5436.64	53.28	-20.72	74	44.8	31.86	6.16	29.54	100	352	P	H
		5469.28	56.55	-11.65	68.2	48.02	31.88	6.19	29.54	100	352	P	H
		5458.24	45.49	-8.51	54	36.98	31.87	6.18	29.54	100	352	A	H
	*	5510	105.19	-	-	96.61	31.9	6.23	29.55	100	352	P	H
	*	5510	97.47	-	-	88.89	31.9	6.23	29.55	100	352	A	H
		5754.29	49.19	-19.01	68.2	40.11	32.26	6.38	29.56	100	352	P	H
		5439.76	49.21	-24.79	74	40.73	31.86	6.16	29.54	253	207	P	V
		5467.84	54.34	-13.86	68.2	45.81	31.88	6.19	29.54	253	207	P	V
		5457.04	41.94	-12.06	54	33.43	31.87	6.18	29.54	253	207	A	V
	*	5510	101.09	-	-	92.51	31.9	6.23	29.55	253	207	P	V
	*	5510	93.61	-	-	85.03	31.9	6.23	29.55	253	207	A	V
		5747.99	47.82	-20.38	68.2	38.75	32.24	6.38	29.55	253	207	P	V
802.11ac VHT40 CH 110 5550MHz		5446.72	50.23	-23.77	74	41.73	31.87	6.17	29.54	100	351	P	H
		5470	51.17	-17.03	68.2	42.64	31.88	6.19	29.54	100	351	P	H
		5458.72	42.2	-11.8	54	33.69	31.87	6.18	29.54	100	351	A	H
	*	5550	105.18	-	-	96.49	31.97	6.27	29.55	100	351	P	H
	*	5550	97.36	-	-	88.67	31.97	6.27	29.55	100	351	A	H
		5728.46	50.38	-17.82	68.2	41.35	32.21	6.37	29.55	100	351	P	H
		5434.96	48.53	-25.47	74	40.06	31.86	6.15	29.54	235	207	P	V
		5468.32	49.08	-19.12	68.2	40.55	31.88	6.19	29.54	235	207	P	V
		5456.56	40.57	-13.43	54	32.06	31.87	6.18	29.54	235	207	A	V
	*	5550	101.01	-	-	92.32	31.97	6.27	29.55	235	207	P	V
	*	5550	93.06	-	-	84.37	31.97	6.27	29.55	235	207	A	V
		5746.415	48.75	-19.45	68.2	39.68	32.24	6.38	29.55	235	207	P	V



802.11ac VHT40 CH 134 5670MHz		5421.4	48.28	-25.72	74	39.83	31.85	6.14	29.54	100	350	P	H
		5463.75	47.07	-21.13	68.2	38.55	31.88	6.18	29.54	100	350	P	H
		5451.15	40.06	-13.94	54	31.56	31.87	6.17	29.54	100	350	A	H
	*	5670	103.74	-	-	94.8	32.14	6.35	29.55	100	350	P	H
	*	5670	96.27	-	-	87.33	32.14	6.35	29.55	100	350	A	H
		5745.785	51.42	-16.78	68.2	42.35	32.24	6.38	29.55	100	350	P	H
		5403.55	48.34	-25.66	74	39.91	31.84	6.12	29.53	242	209	P	V
		5468.65	47.66	-20.54	68.2	39.13	31.88	6.19	29.54	242	209	P	V
		5455.7	39.93	-14.07	54	31.42	31.87	6.18	29.54	242	209	A	V
	*	5670	101.46	-	-	92.52	32.14	6.35	29.55	242	209	P	V
	*	5670	94.09	-	-	85.15	32.14	6.35	29.55	242	209	A	V
		5744.525	50.94	-17.26	68.2	41.87	32.24	6.38	29.55	242	209	P	V
Remark	1. No other spurious found. 2. All results are PASS against Peak and Average limit line.												



Band 3 - 5470~5725MHz
WIFI 802.11ac VHT40 (Harmonic @ 3m)

WIFI Ant. 2	Note	Frequency (MHz)	Level (dBμV/m)	Over Limit (dB)	Limit Line (dBμV/m)	Read Level (dBμV)	Antenna Factor (dB/m)	Path Loss (dB)	Preamp Factor (dB)	Ant Pos (cm)	Table Pos (deg)	Peak Avg. (P/A)	Pol. (H/V)	
802.11ac VHT40 CH 102 5510MHz		11020	47.15	-26.85	74	52.93	40.48	10.23	56.49	100	0	P	H	
		16530	46.47	-21.73	68.2	49.96	39.44	12.79	55.72	100	0	P	H	
													H	
													H	
			11020	47.13	-26.87	74	52.91	40.48	10.23	56.49	100	0	P	V
			16530	46.48	-21.72	68.2	49.97	39.44	12.79	55.72	100	0	P	V
														V
802.11ac VHT40 CH 110 5550MHz		11100	47.4	-26.6	74	53.21	40.38	10.27	56.46	100	0	P	H	
		16650	46.94	-21.26	68.2	50.4	39.59	12.77	55.82	100	0	P	H	
													H	
													H	
			11100	46.96	-27.04	74	52.77	40.38	10.27	56.46	100	0	P	V
			16650	48.52	-19.68	68.2	51.98	39.59	12.77	55.82	100	0	P	V
														V
802.11ac VHT40 CH 134 5670MHz		11340	48.81	-25.19	74	54.68	40.1	10.39	56.36	100	0	P	H	
		17010	47.93	-20.27	68.2	51.29	40.06	12.7	56.12	100	0	P	H	
													H	
													H	
			11340	47.08	-26.92	74	52.95	40.1	10.39	56.36	100	0	P	V
			17010	48.18	-20.02	68.2	51.54	40.06	12.7	56.12	100	0	P	V
														V
Remark	1. No other spurious found.													
	2. All results are PASS against Peak and Average limit line.													



Band 3 5470~5725MHz
WIFI 802.11ac VHT80 (Band Edge @ 3m)

WIFI Ant. 2	Note	Frequency (MHz)	Level (dBμV/m)	Over Limit (dB)	Limit Line (dBμV/m)	Read Level (dBμV)	Antenna Factor (dB/m)	Path Loss (dB)	Preamp Factor (dB)	Ant Pos (cm)	Table Pos (deg)	Peak Avg. (P/A)	Pol. (H/V)
802.11ac VHT80 CH 106 5530MHz		5459.68	55.44	-18.56	74	46.93	31.87	6.18	29.54	100	350	P	H
		5467.84	59.37	-8.83	68.2	50.84	31.88	6.19	29.54	100	350	P	H
		5459.68	49.69	-4.31	54	41.18	31.87	6.18	29.54	100	350	A	H
	*	5530	102.03	-	-	93.41	31.92	6.25	29.55	100	350	P	H
	*	5530	94.81	-	-	86.19	31.92	6.25	29.55	100	350	A	H
		5756.18	49.31	-18.89	68.2	40.23	32.26	6.38	29.56	100	350	P	H
		5457.04	53.5	-20.5	74	44.99	31.87	6.18	29.54	240	204	P	V
		5465.44	57.29	-10.91	68.2	48.76	31.88	6.19	29.54	240	204	P	V
		5457.04	45.73	-8.27	54	37.22	31.87	6.18	29.54	240	204	A	V
	*	5530	98.1	-	-	89.48	31.92	6.25	29.55	240	204	P	V
	*	5530	90.78	-	-	82.16	31.92	6.25	29.55	240	204	A	V
	5739.485	48.67	-19.53	68.2	39.6	32.24	6.38	29.55	240	204	P	V	
802.11ac VHT80 CH 122 5610MHz		5398	48.17	-25.83	74	39.74	31.84	6.12	29.53	100	349	P	H
		5468.56	48.65	-19.55	68.2	40.12	31.88	6.19	29.54	100	349	P	H
		5453.68	41.84	-12.16	54	33.34	31.87	6.17	29.54	100	349	A	H
	*	5610	101.92	-	-	93.11	32.04	6.32	29.55	100	349	P	H
	*	5610	94.14	-	-	85.33	32.04	6.32	29.55	100	349	A	H
		5748.935	49.58	-18.62	68.2	40.51	32.24	6.38	29.55	100	349	P	H
		5406.16	48.19	-25.81	74	39.75	31.84	6.13	29.53	256	207	P	V
		5464.96	47.53	-20.67	68.2	39.01	31.88	6.18	29.54	256	207	P	V
		5458.48	41.42	-12.58	54	32.91	31.87	6.18	29.54	256	207	A	V
	*	5610	98.33	-	-	89.52	32.04	6.32	29.55	256	207	P	V
	*	5610	91.07	-	-	82.26	32.04	6.32	29.55	256	207	A	V
	5754.605	49.82	-18.38	68.2	40.74	32.26	6.38	29.56	256	207	P	V	
Remark	1. No other spurious found. 2. All results are PASS against Peak and Average limit line.												



Band 3 5470~5725MHz
WIFI 802.11ac VHT80 (Harmonic @ 3m)

WIFI Ant. 2	Note	Frequency (MHz)	Level (dBμV/m)	Over Limit (dB)	Limit Line (dBμV/m)	Read Level (dBμV)	Antenna Factor (dB/m)	Path Loss (dB)	Preamp Factor (dB)	Ant Pos (cm)	Table Pos (deg)	Peak Avg. (P/A)	Pol. (H/V)	
802.11ac VHT80 CH 106 5530MHz		11060	47.89	-26.11	74	53.7	40.42	10.25	56.48	100	0	P	H	
		16590	47.34	-20.86	68.2	50.84	39.5	12.77	55.77	100	0	P	H	
													H	
													H	
			11060	48.18	-25.82	74	53.99	40.42	10.25	56.48	100	0	P	V
			16590	47.97	-20.23	68.2	51.47	39.5	12.77	55.77	100	0	P	V
														V
802.11ac VHT80 CH 122 5610MHz		11220	47.4	-26.6	74	53.24	40.24	10.33	56.41	100	0	P	H	
		16830	48.08	-20.12	68.2	51.52	39.79	12.73	55.96	100	0	P	H	
													H	
													H	
			11220	47.65	-26.35	74	53.49	40.24	10.33	56.41	100	0	P	V
			16830	47.36	-20.84	68.2	50.8	39.79	12.73	55.96	100	0	P	V
														V
Remark	1. No other spurious found.													
	2. All results are PASS against Peak and Average limit line.													



**Band 3 - Straddle Channel
WIFI 802.11a (Band Edge @ 3m)**

WIFI Ant. 2	Note	Frequency (MHz)	Level (dBµV/m)	Over Limit (dB)	Limit Line (dBµV/m)	Read Level (dBµV)	Antenna Factor (dB/m)	Path Loss (dB)	Preamp Factor (dB)	Ant Pos (cm)	Table Pos (deg)	Peak Avg. (P/A)	Pol. (H/V)
802.11a CH 144 5720MHz		5453.35	47.4	-26.6	74	38.9	31.87	6.17	29.54	103	348	P	H
		5467.78	47.35	-20.85	68.2	38.82	31.88	6.19	29.54	103	348	P	H
		5452.96	39.45	-14.55	54	30.95	31.87	6.17	29.54	103	348	A	H
	*	5720	107.54	-	-	98.51	32.21	6.37	29.55	103	348	P	H
	*	5720	100.43	-	-	91.4	32.21	6.37	29.55	103	348	A	H
		5930.25	49.83	-18.37	68.2	40.39	32.5	6.5	29.56	103	348	P	H
		5384.32	47.13	-26.87	74	38.71	31.83	6.12	29.53	301	172	P	V
		5467.39	46.62	-21.58	68.2	38.09	31.88	6.19	29.54	301	172	P	V
		5458.81	39.37	-14.63	54	30.86	31.87	6.18	29.54	301	172	A	V
	*	5720	104	-	-	94.97	32.21	6.37	29.55	301	172	P	V
	*	5720	96.83	-	-	87.8	32.21	6.37	29.55	301	172	A	V
		5896.25	49.02	-19.18	68.2	39.64	32.46	6.48	29.56	301	172	P	V
	Remark	1. No other spurious found. 2. All results are PASS against Peak and Average limit line.											



**Band 3 - Straddle Channel
WIFI 802.11a (Harmonic @ 3m)**

WIFI Ant. 2	Note	Frequency (MHz)	Level (dBµV/m)	Over Limit (dB)	Limit Line (dBµV/m)	Read Level (dBµV)	Antenna Factor (dB/m)	Path Loss (dB)	Preamp Factor (dB)	Ant Pos (cm)	Table Pos (deg)	Peak Avg. (P/A)	Pol. (H/V)	
802.11a CH 144 5720MHz		11440	46.82	-27.18	74	52.73	39.98	10.43	56.32	100	0	P	H	
		17160	48.49	-19.71	68.2	51.45	40.6	12.86	56.42	100	0	P	H	
													H	
													H	
			11440	46.73	-27.27	74	52.64	39.98	10.43	56.32	100	0	P	V
			17160	48.58	-19.62	68.2	51.54	40.6	12.86	56.42	100	0	P	V
														V
														V
Remark	1. No other spurious found. 2. All results are PASS against Peak and Average limit line.													



Band 3 - Straddle Channel
WIFI 802.11ac VHT20 (Band Edge @ 3m)

WIFI Ant. 2	Note	Frequency (MHz)	Level (dBμV/m)	Over Limit (dB)	Limit Line (dBμV/m)	Read Level (dBμV)	Antenna Factor (dB/m)	Path Loss (dB)	Preamp Factor (dB)	Ant Pos (cm)	Table Pos (deg)	Peak Avg. (P/A)	Pol. (H/V)
802.11ac VHT20 CH 144 5720MHz		5383.15	47.98	-26.02	74	39.56	31.83	6.12	29.53	106	348	P	H
		5467.78	47.1	-21.1	68.2	38.57	31.88	6.19	29.54	106	348	P	H
		5454.52	39.48	-14.52	54	30.98	31.87	6.17	29.54	106	348	A	H
	*	5720	106.84	-	-	97.81	32.21	6.37	29.55	106	348	P	H
	*	5720	98.47	-	-	89.44	32.21	6.37	29.55	106	348	A	H
		5868.5	49.74	-18.46	68.2	40.44	32.41	6.45	29.56	106	348	P	H
		5453.74	49.54	-24.46	74	41.04	31.87	6.17	29.54	393	180	P	V
		5461.15	47.39	-20.81	68.2	38.88	31.87	6.18	29.54	393	180	P	V
		5459.2	39.26	-14.74	54	30.75	31.87	6.18	29.54	393	180	A	V
	*	5720	102.14	-	-	93.11	32.21	6.37	29.55	393	180	P	V
	*	5720	94.75	-	-	85.72	32.21	6.37	29.55	393	180	A	V
		5920.25	49.52	-18.68	68.2	40.1	32.48	6.5	29.56	393	180	P	V
Remark	1. No other spurious found. 2. All results are PASS against Peak and Average limit line.												



Band 3 - Straddle Channel
WIFI 802.11ac VHT20 (Harmonic @ 3m)

WIFI Ant. 2	Note	Frequency (MHz)	Level (dBμV/m)	Over Limit (dB)	Limit Line (dBμV/m)	Read Level (dBμV)	Antenna Factor (dB/m)	Path Loss (dB)	Preamp Factor (dB)	Ant Pos (cm)	Table Pos (deg)	Peak Avg. (P/A)	Pol. (H/V)	
802.11ac VHT20 CH 144 5720MHz		11440	47.07	-26.93	74	52.98	39.98	10.43	56.32	100	0	P	H	
		17160	48.8	-19.4	68.2	51.76	40.6	12.86	56.42	100	0	P	H	
													H	
													H	
			11440	46.95	-27.05	74	52.86	39.98	10.43	56.32	100	0	P	V
			17160	48.33	-19.87	68.2	51.29	40.6	12.86	56.42	100	0	P	V
														V
														V
Remark	1. No other spurious found. 2. All results are PASS against Peak and Average limit line.													



Band 3 - Straddle Channel
WIFI 802.11ac VHT40 (Band Edge @ 3m)

WIFI Ant. 2	Note	Frequency (MHz)	Level (dBµV/m)	Over Limit (dB)	Limit Line (dBµV/m)	Read Level (dBµV)	Antenna Factor (dB/m)	Path Loss (dB)	Preamp Factor (dB)	Ant Pos (cm)	Table Pos (deg)	Peak Avg. (P/A)	Pol. (H/V)
802.11ac VHT40 CH 142 5710MHz		5450.62	48.92	-25.08	74	40.42	31.87	6.17	29.54	100	350	P	H
		5467.78	47.11	-21.09	68.2	38.58	31.88	6.19	29.54	100	350	P	H
		5443.99	40.21	-13.79	54	31.73	31.86	6.16	29.54	100	350	A	H
	*	5710	102.81	-	-	93.81	32.19	6.36	29.55	100	350	P	H
	*	5710	95.42	-	-	86.42	32.19	6.36	29.55	100	350	A	H
		5905.5	50.13	-18.07	68.2	40.73	32.48	6.48	29.56	100	350	P	H
		5399.53	47.61	-26.39	74	39.18	31.84	6.12	29.53	303	170	P	V
		5467.39	47.36	-20.84	68.2	38.83	31.88	6.19	29.54	303	170	P	V
		5450.62	39.94	-14.06	54	31.44	31.87	6.17	29.54	303	170	A	V
	*	5710	98.65	-	-	89.65	32.19	6.36	29.55	303	170	P	V
	*	5710	91.31	-	-	82.31	32.19	6.36	29.55	303	170	A	V
		5900.75	49.15	-19.05	68.2	39.77	32.46	6.48	29.56	303	170	P	V
Remark	1. No other spurious found. 2. All results are PASS against Peak and Average limit line.												



**Band 3 - Straddle Channel
WIFI 802.11ac VHT40 (Harmonic @ 3m)**

WIFI Ant. 2	Note	Frequency (MHz)	Level (dBµV/m)	Over Limit (dB)	Limit Line (dBµV/m)	Read Level (dBµV)	Antenna Factor (dB/m)	Path Loss (dB)	Preamp Factor (dB)	Ant Pos (cm)	Table Pos (deg)	Peak Avg. (P/A)	Pol. (H/V)	
802.11ac VHT40 CH 142 5710MHz		11420	47.14	-26.86	74	53.05	40	10.42	56.33	100	0	P	H	
		17130	48.68	-19.52	68.2	51.72	40.48	12.84	56.36	100	0	P	H	
													H	
													H	
			11420	47.42	-26.58	74	53.33	40	10.42	56.33	100	0	P	V
			17130	48.86	-19.34	68.2	51.9	40.48	12.84	56.36	100	0	P	V
														V
														V
Remark	1. No other spurious found. 2. All results are PASS against Peak and Average limit line.													



Band 3 - Straddle Channel
WIFI 802.11ac VHT80 (Band Edge @ 3m)

WIFI Ant. 2	Note	Frequency (MHz)	Level (dBμV/m)	Over Limit (dB)	Limit Line (dBμV/m)	Read Level (dBμV)	Antenna Factor (dB/m)	Path Loss (dB)	Preamp Factor (dB)	Ant Pos (cm)	Table Pos (deg)	Peak Avg. (P/A)	Pol. (H/V)
802.11ac VHT80 CH 138 5690MHz		5426.05	47.75	-26.25	74	39.29	31.85	6.15	29.54	100	348	P	H
		5469.34	48.62	-19.58	68.2	40.09	31.88	6.19	29.54	100	348	P	H
		5454.52	41.7	-12.3	54	33.2	31.87	6.17	29.54	100	348	A	H
	*	5690	101.1	-	-	92.12	32.17	6.36	29.55	100	348	P	H
	*	5690	93.68	-	-	84.7	32.17	6.36	29.55	100	348	A	H
		5938.3	50.15	-18.05	68.2	40.7	32.5	6.51	29.56	100	348	P	H
		5400.7	47.23	-26.77	74	38.8	31.84	6.12	29.53	300	168	P	V
		5468.95	47.41	-20.79	68.2	38.88	31.88	6.19	29.54	300	168	P	V
		5458.42	41.29	-12.71	54	32.78	31.87	6.18	29.54	300	168	A	V
	*	5690	96.57	-	-	87.59	32.17	6.36	29.55	300	168	P	V
	*	5690	89.16	-	-	80.18	32.17	6.36	29.55	300	168	A	V
		5933.5	50.11	-18.09	68.2	40.66	32.5	6.51	29.56	300	168	P	V
Remark	1. No other spurious found. 2. All results are PASS against Peak and Average limit line.												



**Band 3 - Straddle Channel
WIFI 802.11ac VHT80 (Harmonic @ 3m)**

WIFI Ant. 2	Note	Frequency (MHz)	Level (dBµV/m)	Over Limit (dB)	Limit Line (dBµV/m)	Read Level (dBµV)	Antenna Factor (dB/m)	Path Loss (dB)	Preamp Factor (dB)	Ant Pos (cm)	Table Pos (deg)	Peak Avg. (P/A)	Pol. (H/V)	
802.11ac VHT80 CH 138 5690MHz		11380	47.08	-26.92	74	52.98	40.04	10.41	56.35	100	0	P	H	
		17070	48.33	-19.87	68.2	51.56	40.24	12.77	56.24	100	0	P	H	
													H	
													H	
			11380	47.38	-26.62	74	53.28	40.04	10.41	56.35	100	0	P	V
			17070	48.83	-19.37	68.2	52.06	40.24	12.77	56.24	100	0	P	V
														V
														V
Remark	1. No other spurious found. 2. All results are PASS against Peak and Average limit line.													



Emission below 1GHz
WIFI 802.11ac VHT40 (LF @ 3m)

WIFI Ant. 2	Note	Frequency (MHz)	Level (dBμV/m)	Over Limit (dB)	Limit Line (dBμV/m)	Read Level (dBμV)	Antenna Factor (dB/m)	Path Loss (dB)	Preamp Factor (dB)	Ant Pos (cm)	Table Pos (deg)	Peak Avg. (P/A)	Pol. (H/V)
		31.94	22.93	-17.07	40	31.44	23.32	0.46	32.29	-	-	P	H
		137.67	30.06	-13.44	43.5	43.88	17.35	1.01	32.18	-	-	P	H
		160.95	27.96	-15.54	43.5	42.46	16.59	1.08	32.17	-	-	P	H
		265.71	29.94	-16.06	46	41.32	19.39	1.38	32.15	-	-	P	H
		317.12	29.72	-16.28	46	40.99	19.39	1.49	32.15	-	-	P	H
		952.47	33.58	-12.42	46	31.27	30.61	2.66	30.96	100	0	P	H
													H
													H
													H
													H
													H
802.11ac													H
VHT40													H
LF		30.97	31.05	-8.95	40	39.14	23.74	0.46	32.29	-	-	P	V
		68.8	33.8	-6.2	40	53.33	12.08	0.65	32.26	100	0	P	V
		74.62	33.35	-6.65	40	52.19	12.74	0.67	32.25	-	-	P	V
		137.67	26.74	-16.76	43.5	40.56	17.35	1.01	32.18	-	-	P	V
		161.92	25.91	-17.59	43.5	40.51	16.48	1.09	32.17	-	-	P	V
		953.44	33.65	-12.35	46	31.3	30.65	2.66	30.96	-	-	P	V
													V
													V
													V
													V
													V
													V
													V
Remark	1. No other spurious found. 2. All results are PASS against limit line.												



Band 1 - 5150~5250MHz
WIFI 802.11a (Band Edge @ 3m)

WIFI Ant. 1+2	Note	Frequency (MHz)	Level (dBμV/m)	Over Limit (dB)	Limit Line (dBμV/m)	Read Level (dBμV)	Antenna Factor (dB/m)	Path Loss (dB)	Preamp Factor (dB)	Ant Pos (cm)	Table Pos (deg)	Peak Avg. (P/A)	Pol. (H/V)	
802.11a CH 36 5180MHz		5148.98	56.11	-17.89	74	47.83	31.69	6.08	29.49	234	354	P	H	
		5149.5	45.15	-8.85	54	36.87	31.69	6.08	29.49	234	354	A	H	
	*	5180	112.22	-	-	103.9	31.71	6.1	29.49	234	354	P	H	
	*	5180	105.09	-	-	96.77	31.71	6.1	29.49	234	354	A	H	
													H	
														H
			5149.5	51.33	-22.67	74	43.05	31.69	6.08	29.49	264	178	P	V
			5150	42.95	-11.05	54	34.67	31.69	6.08	29.49	264	178	A	V
	*		5180	110.53	-	-	102.21	31.71	6.1	29.49	264	178	P	V
	*		5180	103.34	-	-	95.02	31.71	6.1	29.49	264	178	A	V
														V
														V
802.11a CH 44 5220MHz		5029.38	50.78	-23.22	74	42.61	31.62	6.02	29.47	234	354	P	H	
		5149.24	40.96	-13.04	54	32.68	31.69	6.08	29.49	234	354	A	H	
	*	5220	112.81	-	-	104.47	31.73	6.11	29.5	234	354	P	H	
	*	5220	105.42	-	-	97.08	31.73	6.11	29.5	234	354	A	H	
			5374.32	50.15	-23.85	74	41.74	31.82	6.12	29.53	234	354	P	H
			5452.72	41.38	-12.62	54	32.88	31.87	6.17	29.54	234	354	A	H
			5150	51.09	-22.91	74	42.81	31.69	6.08	29.49	278	178	P	V
			5148.72	41.24	-12.76	54	32.96	31.69	6.08	29.49	278	178	A	V
	*		5220	110.56	-	-	102.22	31.73	6.11	29.5	278	178	P	V
	*		5220	102.9	-	-	94.56	31.73	6.11	29.5	278	178	A	V
			5384.12	49.55	-24.45	74	41.13	31.83	6.12	29.53	278	178	P	V
			5452.72	40.51	-13.49	54	32.01	31.87	6.17	29.54	278	178	A	V



802.11a CH 48 5240MHz		5067.86	50.32	-23.68	74	42.11	31.64	6.04	29.47	278	353	P	H
		5150	40.18	-13.82	54	31.9	31.69	6.08	29.49	278	353	A	H
	*	5240	113.65	-	-	105.3	31.74	6.11	29.5	278	353	P	H
	*	5240	105.87	-	-	97.52	31.74	6.11	29.5	278	353	A	H
		5438.72	50.34	-23.66	74	41.86	31.86	6.16	29.54	278	353	P	H
		5452.72	41.34	-12.66	54	32.84	31.87	6.17	29.54	278	353	A	H
		5005.46	49.85	-24.15	74	41.7	31.61	6	29.46	277	178	P	V
		5063.7	40.08	-13.92	54	31.87	31.64	6.04	29.47	277	178	A	V
	*	5240	110.43	-	-	102.08	31.74	6.11	29.5	277	178	P	V
	*	5240	103.15	-	-	94.8	31.74	6.11	29.5	277	178	A	V
		5450.2	48.77	-25.23	74	40.27	31.87	6.17	29.54	277	178	P	V
		5452.72	40.13	-13.87	54	31.63	31.87	6.17	29.54	277	178	A	V
Remark	1. No other spurious found. 2. All results are PASS against Peak and Average limit line.												



Band 1 5150~5250MHz
WIFI 802.11a (Harmonic @ 3m)

WIFI Ant. 1+2	Note	Frequency (MHz)	Level (dBμV/m)	Over Limit (dB)	Limit Line (dBμV/m)	Read Level (dBμV)	Antenna Factor (dB/m)	Path Loss (dB)	Preamp Factor (dB)	Ant Pos (cm)	Table Pos (deg)	Peak Avg. (P/A)	Pol. (H/V)
802.11a CH 36 5180MHz		10360	46.41	-21.79	68.2	53.7	39.76	9.91	56.96	100	0	P	H
		15540	45.24	-28.76	74	50.62	38.62	12.65	56.65	100	0	P	H
													H
													H
		10360	46.71	-21.49	68.2	54	39.76	9.91	56.96	100	0	P	V
		15540	44.66	-29.34	74	50.04	38.62	12.65	56.65	100	0	P	V
													V
													V
802.11a CH 44 5220MHz		10440	46.6	-21.6	68.2	53.69	39.88	9.95	56.92	100	0	P	H
		15660	45	-29	74	50.46	38.33	12.72	56.51	100	0	P	H
													H
													H
		10440	46.29	-21.91	68.2	53.38	39.88	9.95	56.92	100	0	P	V
		15660	45.23	-28.77	74	50.69	38.33	12.72	56.51	100	0	P	V
													V
													V
802.11a CH 48 5240MHz		10480	47.64	-20.56	68.2	54.61	39.97	9.97	56.91	100	0	P	H
		15720	45.1	-28.9	74	50.64	38.16	12.74	56.44	100	0	P	H
													H
													H
		10480	46.62	-21.58	68.2	53.59	39.97	9.97	56.91	100	0	P	V
		15720	46.02	-27.98	74	51.56	38.16	12.74	56.44	100	0	P	V
													V
													V
Remark	1. No other spurious found. 2. All results are PASS against Peak and Average limit line.												



Band 1 5150~5250MHz
WIFI 802.11ac VHT20 (Band Edge @ 3m)

WIFI Ant. 1+2	Note	Frequency (MHz)	Level (dBμV/m)	Over Limit (dB)	Limit Line (dBμV/m)	Read Level (dBμV)	Antenna Factor (dB/m)	Path Loss (dB)	Preamp Factor (dB)	Ant Pos (cm)	Table Pos (deg)	Peak Avg. (P/A)	Pol. (H/V)	
802.11ac VHT20 CH 36 5180MHz		5149.5	59.11	-14.89	74	50.83	31.69	6.08	29.49	283	36	P	H	
		5150	47.08	-6.92	54	38.8	31.69	6.08	29.49	283	36	A	H	
	*	5180	112.64	-	-	104.32	31.71	6.1	29.49	283	36	P	H	
	*	5180	105.46	-	-	97.14	31.71	6.1	29.49	283	36	A	H	
													H	
														H
			5149.76	53.03	-20.97	74	44.75	31.69	6.08	29.49	267	178	P	V
			5149.5	42.96	-11.04	54	34.68	31.69	6.08	29.49	267	178	A	V
		*	5180	109.94	-	-	101.62	31.71	6.1	29.49	267	178	P	V
		*	5180	102.54	-	-	94.22	31.71	6.1	29.49	267	178	A	V
													V	
													V	
802.11ac VHT20 CH 44 5220MHz		5096.98	50.56	-23.44	74	42.33	31.66	6.05	29.48	282	36	P	H	
		5148.2	41.88	-12.12	54	33.6	31.69	6.08	29.49	282	36	A	H	
	*	5220	112.71	-	-	104.37	31.73	6.11	29.5	282	36	P	H	
	*	5220	105.44	-	-	97.1	31.73	6.11	29.5	282	36	A	H	
			5458.88	49.72	-24.28	74	41.21	31.87	6.18	29.54	282	36	P	H
			5452.72	41.2	-12.8	54	32.7	31.87	6.17	29.54	282	36	A	H
			5150	51.78	-22.22	74	43.5	31.69	6.08	29.49	291	178	P	V
			5150	41.36	-12.64	54	33.08	31.69	6.08	29.49	291	178	A	V
		*	5220	109.88	-	-	101.54	31.73	6.11	29.5	291	178	P	V
		*	5220	102.5	-	-	94.16	31.73	6.11	29.5	291	178	A	V
		5458.32	49.01	-24.99	74	40.5	31.87	6.18	29.54	291	178	P	V	
		5452.72	39.94	-14.06	54	31.44	31.87	6.17	29.54	291	178	A	V	



802.11ac VHT20 CH 48 5240MHz		5065	49.97	-24.03	74	41.76	31.64	6.04	29.47	293	36	P	H
		5149.24	40.45	-13.55	54	32.17	31.69	6.08	29.49	293	36	A	H
	*	5240	113	-	-	104.65	31.74	6.11	29.5	293	36	P	H
	*	5240	105.77	-	-	97.42	31.74	6.11	29.5	293	36	A	H
		5450.76	50.44	-23.56	74	41.94	31.87	6.17	29.54	293	36	P	H
		5452.72	40.79	-13.21	54	32.29	31.87	6.17	29.54	293	36	A	H
		5023.4	50.89	-23.11	74	42.72	31.62	6.01	29.46	276	178	P	V
		5097.24	40.09	-13.91	54	31.86	31.66	6.05	29.48	276	178	A	V
	*	5240	110.68	-	-	102.33	31.74	6.11	29.5	276	178	P	V
	*	5240	103.12	-	-	94.77	31.74	6.11	29.5	276	178	A	V
		5458.88	49.21	-24.79	74	40.7	31.87	6.18	29.54	276	178	P	V
		5453	40.47	-13.53	54	31.97	31.87	6.17	29.54	276	178	A	V
Remark	1. No other spurious found. 2. All results are PASS against Peak and Average limit line.												



Band 1 5150~5250MHz
WIFI 802.11ac VHT20 (Harmonic @ 3m)

WIFI Ant. 1+2	Note	Frequency (MHz)	Level (dBμV/m)	Over Limit (dB)	Limit Line (dBμV/m)	Read Level (dBμV)	Antenna Factor (dB/m)	Path Loss (dB)	Preamp Factor (dB)	Ant Pos (cm)	Table Pos (deg)	Peak Avg. (P/A)	Pol. (H/V)
802.11ac VHT20 CH 36 5180MHz		10360	47.4	-20.8	68.2	54.69	39.76	9.91	56.96	100	0	P	H
		15540	45.96	-28.04	74	51.34	38.62	12.65	56.65	100	0	P	H
													H
													H
		10360	46.24	-21.96	68.2	53.53	39.76	9.91	56.96	100	0	P	V
		15540	45.11	-28.89	74	50.49	38.62	12.65	56.65	100	0	P	V
													V
802.11ac VHT20 CH 44 5220MHz		10440	47.95	-20.25	68.2	55.04	39.88	9.95	56.92	100	0	P	H
		15660	44.71	-29.29	74	50.17	38.33	12.72	56.51	100	0	P	H
													H
													H
		10440	46.22	-21.98	68.2	53.31	39.88	9.95	56.92	100	0	P	V
		15660	44.56	-29.44	74	50.02	38.33	12.72	56.51	100	0	P	V
													V
802.11ac VHT20 CH 48 5240MHz		10480	47.48	-20.72	68.2	54.45	39.97	9.97	56.91	100	0	P	H
		15720	45.5	-28.5	74	51.04	38.16	12.74	56.44	100	0	P	H
													H
													H
		10480	47	-21.2	68.2	53.97	39.97	9.97	56.91	100	0	P	V
		15720	45.22	-28.78	74	50.76	38.16	12.74	56.44	100	0	P	V
													V
Remark	1. No other spurious found.												
	2. All results are PASS against Peak and Average limit line.												



Band 1 5150~5250MHz
WIFI 802.11ac VHT40 (Band Edge @ 3m)

WIFI Ant. 1+2	Note	Frequency (MHz)	Level (dBμV/m)	Over Limit (dB)	Limit Line (dBμV/m)	Read Level (dBμV)	Antenna Factor (dB/m)	Path Loss (dB)	Preamp Factor (dB)	Ant Pos (cm)	Table Pos (deg)	Peak Avg. (P/A)	Pol. (H/V)
802.11ac VHT40 CH 38 5190MHz		5150	63.82	-10.18	74	55.54	31.69	6.08	29.49	100	7	P	H
		5150	51.23	-2.77	54	42.95	31.69	6.08	29.49	100	7	A	H
	*	5190	108.04	-	-	99.72	31.71	6.1	29.49	100	7	P	H
	*	5190	101.26	-	-	92.94	31.71	6.1	29.49	100	7	A	H
		5395.88	48.52	-25.48	74	40.09	31.84	6.12	29.53	100	7	P	H
		5452.72	41	-13	54	32.5	31.87	6.17	29.54	100	7	A	H
		5145.86	55.11	-18.89	74	46.83	31.69	6.08	29.49	100	52	P	V
		5147.42	45.47	-8.53	54	37.19	31.69	6.08	29.49	100	52	A	V
	*	5190	104.92	-	-	96.6	31.71	6.1	29.49	100	52	P	V
	*	5190	97.87	-	-	89.55	31.71	6.1	29.49	100	52	A	V
		5391.4	47.57	-26.43	74	39.15	31.83	6.12	29.53	100	52	P	V
		5414.36	40.22	-13.78	54	31.77	31.85	6.13	29.53	100	52	A	V
802.11ac VHT40 CH 46 5230MHz		5149.24	50.38	-23.62	74	42.1	31.69	6.08	29.49	293	36	P	H
		5147.42	42.11	-11.89	54	33.83	31.69	6.08	29.49	293	36	A	H
	*	5230	110.66	-	-	102.31	31.74	6.11	29.5	293	36	P	H
	*	5230	103.28	-	-	94.93	31.74	6.11	29.5	293	36	A	H
		5453	49.31	-24.69	74	40.81	31.87	6.17	29.54	293	36	P	H
		5452.72	41.5	-12.5	54	33	31.87	6.17	29.54	293	36	A	H
		5103.22	50.41	-23.59	74	42.17	31.66	6.06	29.48	277	178	P	V
		5146.12	41.23	-12.77	54	32.95	31.69	6.08	29.49	277	178	A	V
	*	5230	108.56	-	-	100.21	31.74	6.11	29.5	277	178	P	V
	*	5230	100.78	-	-	92.43	31.74	6.11	29.5	277	178	A	V
	5442.08	49.75	-24.25	74	41.27	31.86	6.16	29.54	277	178	P	V	
	5452.72	40.82	-13.18	54	32.32	31.87	6.17	29.54	277	178	A	V	
Remark	1. No other spurious found. 2. All results are PASS against Peak and Average limit line.												



**Band 1 5150~5250MHz
WIFI 802.11ac VHT40 (Harmonic @ 3m)**

WIFI Ant. 1+2	Note	Frequency (MHz)	Level (dBμV/m)	Over Limit (dB)	Limit Line (dBμV/m)	Read Level (dBμV)	Antenna Factor (dB/m)	Path Loss (dB)	Preamp Factor (dB)	Ant Pos (cm)	Table Pos (deg)	Peak Avg. (P/A)	Pol. (H/V)	
802.11ac VHT40 CH 38 5190MHz		10380	46.26	-21.94	68.2	53.5	39.79	9.92	56.95	100	0	P	H	
		15570	45.03	-28.97	74	50.46	38.53	12.66	56.62	100	0	P	H	
													H	
													H	
			10380	46.49	-21.71	68.2	53.73	39.79	9.92	56.95	100	0	P	V
			15570	45.47	-28.53	74	50.9	38.53	12.66	56.62	100	0	P	V
														V
802.11ac VHT40 CH 46 5230MHz		10460	47.07	-21.13	68.2	54.12	39.91	9.96	56.92	100	0	P	H	
		15690	44.11	-29.89	74	49.62	38.24	12.72	56.47	100	0	P	H	
													H	
													H	
			10460	47.13	-21.07	68.2	54.18	39.91	9.96	56.92	100	0	P	V
			15690	45.16	-28.84	74	50.67	38.24	12.72	56.47	100	0	P	V
														V
Remark	1. No other spurious found.													
	2. All results are PASS against Peak and Average limit line.													



Band 1 5150~5250MHz
WIFI 802.11ac VHT80 (Band Edge @ 3m)

WIFI Ant. 1+2	Note	Frequency (MHz)	Level (dBμV/m)	Over Limit (dB)	Limit Line (dBμV/m)	Read Level (dBμV)	Antenna Factor (dB/m)	Path Loss (dB)	Preamp Factor (dB)	Ant Pos (cm)	Table Pos (deg)	Peak Avg. (P/A)	Pol. (H/V)
802.11ac VHT80 CH 42 5210MHz		5141.18	57.97	-16.03	74	49.69	31.69	6.08	29.49	101	347	P	H
		5142.74	52.5	-1.5	54	44.22	31.69	6.08	29.49	101	347	A	H
	*	5210	105.79	-	-	97.45	31.73	6.11	29.5	101	347	P	H
	*	5210	99.2	-	-	90.86	31.73	6.11	29.5	101	347	A	H
		5401.2	50.01	-23.99	74	41.58	31.84	6.12	29.53	101	347	P	H
		5377.68	43.43	-10.57	54	35.01	31.83	6.12	29.53	101	347	A	H
		5139.1	54.65	-19.35	74	46.38	31.68	6.08	29.49	100	52	P	V
		5140.14	48.28	-5.72	54	40	31.69	6.08	29.49	100	52	A	V
	*	5210	101.48	-	-	93.14	31.73	6.11	29.5	100	52	P	V
	*	5210	95.15	-	-	86.81	31.73	6.11	29.5	100	52	A	V
		5363.96	49.01	-24.99	74	40.6	31.82	6.12	29.53	100	52	P	V
	5459.72	42.2	-11.8	54	33.69	31.87	6.18	29.54	100	52	A	V	
Remark	1. No other spurious found. 2. All results are PASS against Peak and Average limit line.												



**Band 1 5150~5250MHz
WIFI 802.11ac VHT80 (Harmonic @ 3m)**

WIFI Ant. 1+2	Note	Frequency (MHz)	Level (dBμV/m)	Over Limit (dB)	Limit Line (dBμV/m)	Read Level (dBμV)	Antenna Factor (dB/m)	Path Loss (dB)	Preamp Factor (dB)	Ant Pos (cm)	Table Pos (deg)	Peak Avg. (P/A)	Pol. (H/V)	
802.11ac VHT80 CH 42 5210MHz		10420	46.05	-22.15	68.2	53.19	39.85	9.94	56.93	100	0	P	H	
		15630	45.72	-28.28	74	51.19	38.37	12.7	56.54	100	0	P	H	
													H	
													H	
			10420	46.43	-21.77	68.2	53.57	39.85	9.94	56.93	100	0	P	V
			15630	45.91	-28.09	74	51.38	38.37	12.7	56.54	100	0	P	V
														V
														V
Remark	1. No other spurious found. 2. All results are PASS against Peak and Average limit line.													



Band 2 - 5250~5350MHz
WIFI 802.11a (Band Edge @ 3m)

WIFI Ant. 1+2	Note	Frequency (MHz)	Level (dBμV/m)	Over Limit (dB)	Limit Line (dBμV/m)	Read Level (dBμV)	Antenna Factor (dB/m)	Path Loss (dB)	Preamp Factor (dB)	Ant Pos (cm)	Table Pos (deg)	Peak Avg. (P/A)	Pol. (H/V)
802.11a CH 52 5260MHz		5059.5	49.81	-24.19	74	41.61	31.64	6.03	29.47	100	350	P	H
		5085	40.19	-13.81	54	31.97	31.65	6.05	29.48	100	350	A	H
	*	5260	113.05	-	-	104.69	31.76	6.11	29.51	100	350	P	H
	*	5260	105.59	-	-	97.23	31.76	6.11	29.51	100	350	A	H
		5353.44	52.49	-21.51	74	44.08	31.81	6.12	29.52	100	350	P	H
		5350.32	42.35	-11.65	54	33.94	31.81	6.12	29.52	100	350	A	H
		5065.28	49.51	-24.49	74	41.3	31.64	6.04	29.47	274	179	P	V
		5030.26	40.11	-13.89	54	31.94	31.62	6.02	29.47	274	179	A	V
	*	5260	110.35	-	-	101.99	31.76	6.11	29.51	274	179	P	V
	*	5260	102.87	-	-	94.51	31.76	6.11	29.51	274	179	A	V
		5377.68	49.38	-24.62	74	40.96	31.83	6.12	29.53	274	179	P	V
		5452.8	40.1	-13.9	54	31.6	31.87	6.17	29.54	274	179	A	V
802.11a CH 60 5300MHz		5101.66	50.07	-23.93	74	41.83	31.66	6.06	29.48	137	351	P	H
		5056.44	40.07	-13.93	54	31.87	31.64	6.03	29.47	137	351	A	H
	*	5300	114.65	-	-	106.27	31.78	6.11	29.51	137	351	P	H
	*	5300	106.66	-	-	98.28	31.78	6.11	29.51	137	351	A	H
		5350.8	53.95	-20.05	74	45.54	31.81	6.12	29.52	137	351	P	H
		5351.04	45.1	-8.9	54	36.69	31.81	6.12	29.52	137	351	A	H
		5080.58	50.08	-23.92	74	41.86	31.65	6.04	29.47	285	179	P	V
		5040.46	40.11	-13.89	54	31.93	31.63	6.02	29.47	285	179	A	V
	*	5300	110.42	-	-	102.04	31.78	6.11	29.51	285	179	P	V
	*	5300	103.11	-	-	94.73	31.78	6.11	29.51	285	179	A	V
		5357.76	50.38	-23.62	74	41.97	31.81	6.12	29.52	285	179	P	V
		5354.16	41.98	-12.02	54	33.57	31.81	6.12	29.52	285	179	A	V



802.11a CH 64 5320MHz	*	5320	114.66	-	-	106.27	31.79	6.12	29.52	122	351	P	H
	*	5320	106.9	-	-	98.51	31.79	6.12	29.52	122	351	A	H
		5351.2	57.98	-16.02	74	49.57	31.81	6.12	29.52	122	351	P	H
		5350.08	49.94	-4.06	54	41.53	31.81	6.12	29.52	122	351	A	H
													H
													H
	*	5320	110.55	-	-	102.16	31.79	6.12	29.52	283	180	P	V
	*	5320	102.83	-	-	94.44	31.79	6.12	29.52	283	180	A	V
		5350.56	53.95	-20.05	74	45.54	31.81	6.12	29.52	283	180	P	V
		5351.2	44.66	-9.34	54	36.25	31.81	6.12	29.52	283	180	A	V
													V
													V
Remark	1. No other spurious found. 2. All results are PASS against Peak and Average limit line.												



Band 2 5250~5350MHz
WIFI 802.11a (Harmonic @ 3m)

WIFI Ant. 1+2	Note	Frequency (MHz)	Level (dBμV/m)	Over Limit (dB)	Limit Line (dBμV/m)	Read Level (dBμV)	Antenna Factor (dB/m)	Path Loss (dB)	Preamp Factor (dB)	Ant Pos (cm)	Table Pos (deg)	Peak Avg. (P/A)	Pol. (H/V)	
802.11a CH 52 5260MHz		10520	47.5	-20.7	68.2	54.36	40.02	10	56.88	100	0	P	H	
		15780	44.86	-29.14	74	50.4	38.04	12.78	56.36	100	0	P	H	
													H	
													H	
			10520	46.79	-21.41	68.2	53.65	40.02	10	56.88	100	0	P	V
			15780	45.13	-28.87	74	50.67	38.04	12.78	56.36	100	0	P	V
														V
														V
802.11a CH 60 5300MHz		10600	46.8	-27.2	74	53.48	40.1	10.04	56.82	100	0	P	H	
		15900	46.5	-27.5	74	52.13	37.75	12.84	56.22	100	0	P	H	
													H	
													H	
			10600	47.05	-26.95	74	53.73	40.1	10.04	56.82	100	0	P	V
			15900	45.29	-28.71	74	50.92	37.75	12.84	56.22	100	0	P	V
														V
														V
802.11a CH 64 5320MHz		10640	47.39	-26.61	74	53.99	40.14	10.05	56.79	100	0	P	H	
		15960	45.36	-28.64	74	51.06	37.58	12.87	56.15	100	0	P	H	
													H	
													H	
			10640	47.26	-26.74	74	53.86	40.14	10.05	56.79	100	0	P	V
			15960	44.1	-29.9	74	49.8	37.58	12.87	56.15	100	0	P	V
														V
														V
Remark	1. No other spurious found. 2. All results are PASS against Peak and Average limit line.													



Band 2 5250~5350MHz
WIFI 802.11ac VHT20 (Band Edge @ 3m)

WIFI Ant. 1+2	Note	Frequency (MHz)	Level (dBμV/m)	Over Limit (dB)	Limit Line (dBμV/m)	Read Level (dBμV)	Antenna Factor (dB/m)	Path Loss (dB)	Preamp Factor (dB)	Ant Pos (cm)	Table Pos (deg)	Peak Avg. (P/A)	Pol. (H/V)
802.11ac VHT20 CH 52 5260MHz		5052.7	49.8	-24.2	74	41.61	31.63	6.03	29.47	100	351	P	H
		5053.04	40.17	-13.83	54	31.98	31.63	6.03	29.47	100	351	A	H
	*	5260	113.4	-	-	105.04	31.76	6.11	29.51	100	351	P	H
	*	5260	106.19	-	-	97.83	31.76	6.11	29.51	100	351	A	H
		5450.64	50.88	-23.12	74	42.38	31.87	6.17	29.54	100	351	P	H
		5350.8	42.25	-11.75	54	33.84	31.81	6.12	29.52	100	351	A	H
		5066.3	49.46	-24.54	74	41.25	31.64	6.04	29.47	258	179	P	V
		5045.22	40.19	-13.81	54	32.01	31.63	6.02	29.47	258	179	A	V
	*	5260	110.53	-	-	102.17	31.76	6.11	29.51	258	179	P	V
	*	5260	103.26	-	-	94.9	31.76	6.11	29.51	258	179	A	V
		5442.24	49.06	-24.94	74	40.58	31.86	6.16	29.54	258	179	P	V
		5452.8	40.06	-13.94	54	31.56	31.87	6.17	29.54	258	179	A	V
802.11ac VHT20 CH 60 5300MHz		5069.02	49.39	-24.61	74	41.18	31.64	6.04	29.47	125	351	P	H
		5060.52	40.08	-13.92	54	31.88	31.64	6.03	29.47	125	351	A	H
	*	5300	114.27	-	-	105.89	31.78	6.11	29.51	125	351	P	H
	*	5300	106.55	-	-	98.17	31.78	6.11	29.51	125	351	A	H
		5355.84	53.64	-20.36	74	45.23	31.81	6.12	29.52	125	351	P	H
		5350.32	45.16	-8.84	54	36.75	31.81	6.12	29.52	125	351	A	H
		5098.26	48.94	-25.06	74	40.71	31.66	6.05	29.48	284	179	P	V
		5073.1	40.11	-13.89	54	31.89	31.65	6.04	29.47	284	179	A	V
	*	5300	110.23	-	-	101.85	31.78	6.11	29.51	284	179	P	V
	*	5300	102.94	-	-	94.56	31.78	6.11	29.51	284	179	A	V
	5350.32	50.78	-23.22	74	42.37	31.81	6.12	29.52	284	179	P	V	
	5351.04	42.43	-11.57	54	34.02	31.81	6.12	29.52	284	179	A	V	



802.11ac VHT20 CH 64 5320MHz	*	5320	113.39	-	-	105	31.79	6.12	29.52	118	358	P	H
	*	5320	106.19	-	-	97.8	31.79	6.12	29.52	118	358	A	H
		5351.52	65.08	-8.92	74	56.67	31.81	6.12	29.52	118	358	P	H
		5350.4	50.66	-3.34	54	42.25	31.81	6.12	29.52	118	358	A	H
													H
													H
	*	5320	110.09	-	-	101.7	31.79	6.12	29.52	283	180	P	V
	*	5320	102.51	-	-	94.12	31.79	6.12	29.52	283	180	A	V
		5350.56	58.68	-15.32	74	50.27	31.81	6.12	29.52	283	180	P	V
		5351.68	45.02	-8.98	54	36.61	31.81	6.12	29.52	283	180	A	V
													V
													V
Remark	1. No other spurious found. 2. All results are PASS against Peak and Average limit line.												



Band 2 5250~5350MHz
WIFI 802.11ac VHT20 (Harmonic @ 3m)

WIFI Ant. 1+2	Note	Frequency (MHz)	Level (dBμV/m)	Over Limit (dB)	Limit Line (dBμV/m)	Read Level (dBμV)	Antenna Factor (dB/m)	Path Loss (dB)	Preamp Factor (dB)	Ant Pos (cm)	Table Pos (deg)	Peak Avg. (P/A)	Pol. (H/V)	
802.11ac VHT20 CH 52 5260MHz		10520	47.02	-21.18	68.2	53.88	40.02	10	56.88	100	0	P	H	
		15780	45.27	-28.73	74	50.81	38.04	12.78	56.36	100	0	P	H	
													H	
													H	
			10520	46.55	-21.65	68.2	53.41	40.02	10	56.88	100	0	P	V
			15780	45.09	-28.91	74	50.63	38.04	12.78	56.36	100	0	P	V
														V
802.11ac VHT20 CH 60 5300MHz		10600	46.29	-27.71	74	52.97	40.1	10.04	56.82	100	0	P	H	
		15900	45.3	-28.7	74	50.93	37.75	12.84	56.22	100	0	P	H	
													H	
													H	
			10600	46.57	-27.43	74	53.25	40.1	10.04	56.82	100	0	P	V
			15900	45.44	-28.56	74	51.07	37.75	12.84	56.22	100	0	P	V
														V
802.11ac VHT20 CH 64 5320MHz		10640	47.55	-26.45	74	54.15	40.14	10.05	56.79	100	0	P	H	
		15960	44.01	-29.99	74	49.71	37.58	12.87	56.15	100	0	P	H	
													H	
													H	
			10640	48.12	-25.88	74	54.72	40.14	10.05	56.79	100	0	P	V
			15960	44.62	-29.38	74	50.32	37.58	12.87	56.15	100	0	P	V
														V
Remark	1. No other spurious found.													
	2. All results are PASS against Peak and Average limit line.													



Band 2 5250~5350MHz
WIFI 802.11ac VHT40 (Band Edge @ 3m)

WIFI Ant. 1+2	Note	Frequency (MHz)	Level (dBμV/m)	Over Limit (dB)	Limit Line (dBμV/m)	Read Level (dBμV)	Antenna Factor (dB/m)	Path Loss (dB)	Preamp Factor (dB)	Ant Pos (cm)	Table Pos (deg)	Peak Avg. (P/A)	Pol. (H/V)
802.11ac VHT40 CH 54 5270MHz		5071.4	50.07	-23.93	74	41.86	31.64	6.04	29.47	140	351	P	H
		5040.46	41.04	-12.96	54	32.86	31.63	6.02	29.47	140	351	A	H
	*	5270	110.97	-	-	102.61	31.76	6.11	29.51	140	351	P	H
	*	5270	103.61	-	-	95.25	31.76	6.11	29.51	140	351	A	H
		5352	53.95	-20.05	74	45.54	31.81	6.12	29.52	140	351	P	H
		5350.32	45.55	-8.45	54	37.14	31.81	6.12	29.52	140	351	A	H
		5052.7	49.63	-24.37	74	41.44	31.63	6.03	29.47	270	178	P	V
		5065.96	40.74	-13.26	54	32.53	31.64	6.04	29.47	270	178	A	V
	*	5270	108.49	-	-	100.13	31.76	6.11	29.51	270	178	P	V
	*	5270	100.8	-	-	92.44	31.76	6.11	29.51	270	178	A	V
		5420.16	50.42	-23.58	74	41.97	31.85	6.14	29.54	270	178	P	V
		5357.76	42.03	-11.97	54	33.62	31.81	6.12	29.52	270	178	A	V
802.11ac VHT40 CH 62 5310MHz		5018.02	48.87	-25.13	74	40.71	31.61	6.01	29.46	100	349	P	H
		5073.44	41.1	-12.9	54	32.88	31.65	6.04	29.47	100	349	A	H
	*	5310	106.88	-	-	98.49	31.79	6.12	29.52	100	349	P	H
	*	5310	99.52	-	-	91.13	31.79	6.12	29.52	100	349	A	H
		5352.72	60.5	-13.5	74	52.09	31.81	6.12	29.52	100	349	P	H
		5350.32	52.51	-1.49	54	44.1	31.81	6.12	29.52	100	349	A	H
		5014.62	50.43	-23.57	74	42.27	31.61	6.01	29.46	100	20	P	V
		5052.36	41.17	-12.83	54	32.98	31.63	6.03	29.47	100	20	A	V
	*	5310	101.03	-	-	92.64	31.79	6.12	29.52	100	20	P	V
	*	5310	94.31	-	-	85.92	31.79	6.12	29.52	100	20	A	V
	5353.44	53.72	-20.28	74	45.31	31.81	6.12	29.52	100	20	P	V	
	5350.08	44.56	-9.44	54	36.15	31.81	6.12	29.52	100	20	A	V	
Remark	1. No other spurious found. 2. All results are PASS against Peak and Average limit line.												



**Band 2 5250~5350MHz
WIFI 802.11ac VHT40 (Harmonic @ 3m)**

WIFI Ant. 1+2	Note	Frequency (MHz)	Level (dBμV/m)	Over Limit (dB)	Limit Line (dBμV/m)	Read Level (dBμV)	Antenna Factor (dB/m)	Path Loss (dB)	Preamp Factor (dB)	Ant Pos (cm)	Table Pos (deg)	Peak Avg. (P/A)	Pol. (H/V)	
802.11ac VHT40 CH 54 5270MHz		10540	46.56	-21.64	68.2	53.39	40.03	10.01	56.87	100	0	P	H	
		15810	44.75	-29.25	74	50.32	37.96	12.8	56.33	100	0	P	H	
													H	
													H	
			10540	47.12	-21.08	68.2	53.95	40.03	10.01	56.87	100	0	P	V
			15810	44.27	-29.73	74	49.84	37.96	12.8	56.33	100	0	P	V
														V
802.11ac VHT40 CH 62 5310MHz		10620	47.42	-26.58	74	54.06	40.12	10.04	56.8	100	0	P	H	
		15930	45.86	-28.14	74	51.51	37.67	12.86	56.18	100	0	P	H	
													H	
													H	
			10620	46.88	-27.12	74	53.52	40.12	10.04	56.8	100	0	P	V
			15930	45.65	-28.35	74	51.3	37.67	12.86	56.18	100	0	P	V
														V
Remark	1. No other spurious found.													
	2. All results are PASS against Peak and Average limit line.													



Band 2 5250~5350MHz
WIFI 802.11ac VHT80 (Band Edge @ 3m)

WIFI Ant. 1+2	Note	Frequency (MHz)	Level (dBμV/m)	Over Limit (dB)	Limit Line (dBμV/m)	Read Level (dBμV)	Antenna Factor (dB/m)	Path Loss (dB)	Preamp Factor (dB)	Ant Pos (cm)	Table Pos (deg)	Peak Avg. (P/A)	Pol. (H/V)
802.11ac VHT80 CH 58 5290MHz		5043.86	48.46	-25.54	74	40.28	31.63	6.02	29.47	101	347	P	H
		5048.62	42.45	-11.55	54	34.26	31.63	6.03	29.47	101	347	A	H
	*	5290	100.35	-	-	91.98	31.77	6.11	29.51	101	347	P	H
	*	5290	93.96	-	-	85.59	31.77	6.11	29.51	101	347	A	H
		5354.16	60.71	-13.29	74	52.3	31.81	6.12	29.52	101	347	P	H
		5351.76	52.74	-1.26	54	44.33	31.81	6.12	29.52	101	347	A	H
		5050.66	48.52	-25.48	74	40.33	31.63	6.03	29.47	100	21	P	V
		5086.7	42.71	-11.29	54	34.49	31.65	6.05	29.48	100	21	A	V
	*	5290	95.36	-	-	86.99	31.77	6.11	29.51	100	21	P	V
	*	5290	88.72	-	-	80.35	31.77	6.11	29.51	100	21	A	V
		5367.6	51.05	-22.95	74	42.64	31.82	6.12	29.53	100	21	P	V
	5364.24	44.66	-9.34	54	36.25	31.82	6.12	29.53	100	21	A	V	
Remark	1. No other spurious found. 2. All results are PASS against Peak and Average limit line.												



**Band 2 5250~5350MHz
WIFI 802.11ac VHT80 (Harmonic @ 3m)**

WIFI Ant. 1+2	Note	Frequency (MHz)	Level (dBμV/m)	Over Limit (dB)	Limit Line (dBμV/m)	Read Level (dBμV)	Antenna Factor (dB/m)	Path Loss (dB)	Preamp Factor (dB)	Ant Pos (cm)	Table Pos (deg)	Peak Avg. (P/A)	Pol. (H/V)	
802.11ac VHT80 CH 58 5290MHz		10580	45.85	-22.35	68.2	52.57	40.09	10.03	56.84	100	0	P	H	
		15870	45.46	-28.54	74	51.11	37.79	12.82	56.26	100	0	P	H	
													H	
													H	
			10580	46.64	-21.56	68.2	53.36	40.09	10.03	56.84	100	0	P	V
			15870	44.32	-29.68	74	49.97	37.79	12.82	56.26	100	0	P	V
														V
Remark	1. No other spurious found.													
	2. All results are PASS against Peak and Average limit line.													



Band 3 - 5470~5725MHz
WIFI 802.11a (Band Edge @ 3m)

WIFI Ant. 1+2	Note	Frequency (MHz)	Level (dBµV/m)	Over Limit (dB)	Limit Line (dBµV/m)	Read Level (dBµV)	Antenna Factor (dB/m)	Path Loss (dB)	Preamp Factor (dB)	Ant Pos (cm)	Table Pos (deg)	Peak Avg. (P/A)	Pol. (H/V)	
802.11a CH 100 5500MHz		5458.48	55	-19	74	46.49	31.87	6.18	29.54	126	350	P	H	
		5462.48	55.46	-12.74	68.2	46.95	31.87	6.18	29.54	126	350	P	H	
		5452.88	43.14	-10.86	54	34.64	31.87	6.17	29.54	126	350	A	H	
	*	5500	111.32	-	-	102.75	31.9	6.22	29.55	126	350	P	H	
	*	5500	103.85	-	-	95.28	31.9	6.22	29.55	126	350	A	H	
														H
			5444.24	51.51	-22.49	74	43.03	31.86	6.16	29.54	251	179	P	V
			5468.72	52.57	-15.63	68.2	44.04	31.88	6.19	29.54	251	179	P	V
			5452.72	40.63	-13.37	54	32.13	31.87	6.17	29.54	251	179	A	V
	*		5500	106.64	-	-	98.07	31.9	6.22	29.55	251	179	P	V
	*		5500	99.61	-	-	91.04	31.9	6.22	29.55	251	179	A	V
														V
802.11a CH 116 5580MHz		5393.2	49.07	-24.93	74	40.65	31.83	6.12	29.53	121	350	P	H	
		5460.16	48.48	-19.72	68.2	39.97	31.87	6.18	29.54	121	350	P	H	
		5452.72	40.39	-13.61	54	31.89	31.87	6.17	29.54	121	350	A	H	
	*	5580	110.9	-	-	102.15	32	6.3	29.55	121	350	P	H	
	*	5580	103.78	-	-	95.03	32	6.3	29.55	121	350	A	H	
			5726.885	50.52	-17.68	68.2	41.49	32.21	6.37	29.55	121	350	P	H
			5434.48	48.46	-25.54	74	39.99	31.86	6.15	29.54	249	207	P	V
			5460.4	48.41	-19.79	68.2	39.9	31.87	6.18	29.54	249	207	P	V
			5457.28	39.28	-14.72	54	30.77	31.87	6.18	29.54	249	207	A	V
	*		5580	106.23	-	-	97.48	32	6.3	29.55	249	207	P	V
	*		5580	98.39	-	-	89.64	32	6.3	29.55	249	207	A	V
			5739.485	49.08	-19.12	68.2	40.01	32.24	6.38	29.55	249	207	P	V



802.11a CH 140 5700MHz	*	5700	110.99	-	-	102.01	32.17	6.36	29.55	124	350	P	H
	*	5700	103.4	-	-	94.42	32.17	6.36	29.55	124	350	A	H
		5725.08	66.11	-2.09	68.2	57.08	32.21	6.37	29.55	124	350	P	H
													H
													H
													H
	*	5700	107.28	-	-	98.3	32.17	6.36	29.55	291	178	P	V
	*	5700	100.09	-	-	91.11	32.17	6.36	29.55	291	178	A	V
		5727.24	62.42	-5.78	68.2	53.39	32.21	6.37	29.55	291	178	P	V
													V
													V
													V
Remark	1. No other spurious found. 2. All results are PASS against Peak and Average limit line.												



Band 3 - 5470~5725MHz
WIFI 802.11a (Harmonic @ 3m)

WIFI Ant. 1+2	Note	Frequency (MHz)	Level (dBµV/m)	Over Limit (dB)	Limit Line (dBµV/m)	Read Level (dBµV)	Antenna Factor (dB/m)	Path Loss (dB)	Preamp Factor (dB)	Ant Pos (cm)	Table Pos (deg)	Peak Avg. (P/A)	Pol. (H/V)	
802.11a CH 100 5500MHz		11000	46.95	-27.05	74	52.73	40.5	10.22	56.5	100	0	P	H	
		16500	46.95	-21.25	68.2	50.46	39.4	12.79	55.7	100	0	P	H	
													H	
													H	
			11000	47.46	-26.54	74	53.24	40.5	10.22	56.5	100	0	P	V
			16500	46.58	-21.62	68.2	50.09	39.4	12.79	55.7	100	0	P	V
														V
														V
802.11a CH 116 5580MHz		11160	47.46	-26.54	74	53.3	40.3	10.3	56.44	100	0	P	H	
		16740	46.9	-21.3	68.2	50.36	39.69	12.74	55.89	100	0	P	H	
													H	
													H	
			11160	47.42	-26.58	74	53.26	40.3	10.3	56.44	100	0	P	V
			16740	47.63	-20.57	68.2	51.09	39.69	12.74	55.89	100	0	P	V
														V
														V
802.11a CH 140 5700MHz		11400	47.21	-26.79	74	53.11	40.02	10.42	56.34	100	0	P	H	
		17100	48.33	-19.87	68.2	51.47	40.36	12.8	56.3	100	0	P	H	
													H	
													H	
			11400	48.6	-25.4	74	54.5	40.02	10.42	56.34	100	0	P	V
			17100	48.14	-20.06	68.2	51.28	40.36	12.8	56.3	100	0	P	V
														V
														V
Remark	1. No other spurious found. 2. All results are PASS against Peak and Average limit line.													



Band 3 - 5470~5725MHz
WIFI 802.11ac VHT20 (Band Edge @ 3m)

WIFI Ant. 1+2	Note	Frequency (MHz)	Level (dBµV/m)	Over Limit (dB)	Limit Line (dBµV/m)	Read Level (dBµV)	Antenna Factor (dB/m)	Path Loss (dB)	Preamp Factor (dB)	Ant Pos (cm)	Table Pos (deg)	Peak Avg. (P/A)	Pol. (H/V)	
802.11ac VHT20 CH 100 5500MHz		5458.8	53.81	-20.19	74	45.3	31.87	6.18	29.54	127	351	P	H	
		5470	54.7	-13.5	68.2	46.17	31.88	6.19	29.54	127	351	P	H	
		5452.72	44.23	-9.77	54	35.73	31.87	6.17	29.54	127	351	A	H	
	*	5500	111.15	-	-	102.58	31.9	6.22	29.55	127	351	P	H	
	*	5500	103.99	-	-	95.42	31.9	6.22	29.55	127	351	A	H	
														H
			5455.44	49.75	-24.25	74	41.24	31.87	6.18	29.54	252	181	P	V
			5467.92	49.93	-18.27	68.2	41.4	31.88	6.19	29.54	252	181	P	V
			5456.88	40.95	-13.05	54	32.44	31.87	6.18	29.54	252	181	A	V
	*		5500	106.85	-	-	98.28	31.9	6.22	29.55	252	181	P	V
	*		5500	99.07	-	-	90.5	31.9	6.22	29.55	252	181	A	V
													V	
802.11ac VHT20 CH 116 5580MHz		5399.92	47.99	-26.01	74	39.56	31.84	6.12	29.53	112	352	P	H	
		5460.4	49.51	-18.69	68.2	41	31.87	6.18	29.54	112	352	P	H	
		5452.72	40.3	-13.7	54	31.8	31.87	6.17	29.54	112	352	A	H	
	*	5580	110.76	-	-	102.01	32	6.3	29.55	112	352	P	H	
	*	5580	103.56	-	-	94.81	32	6.3	29.55	112	352	A	H	
			5730.035	49.67	-18.53	68.2	40.64	32.21	6.37	29.55	112	352	P	H
			5453.44	47.7	-26.3	74	39.2	31.87	6.17	29.54	288	185	P	V
			5466.4	46.49	-21.71	68.2	37.96	31.88	6.19	29.54	288	185	P	V
			5452.96	39.26	-14.74	54	30.76	31.87	6.17	29.54	288	185	A	V
	*		5580	106.71	-	-	97.96	32	6.3	29.55	288	185	P	V
	*		5580	99.23	-	-	90.48	32	6.3	29.55	288	185	A	V
		5761.535	50.27	-17.93	68.2	41.19	32.26	6.38	29.56	288	185	P	V	



802.11ac VHT20 CH 140 5700MHz	*	5700	111.01	-	-	102.03	32.17	6.36	29.55	104	355	P	H
	*	5700	103.81	-	-	94.83	32.17	6.36	29.55	104	355	A	H
		5725.8	59.75	-8.45	68.2	50.72	32.21	6.37	29.55	104	355	P	H
													H
													H
													H
	*	5700	107.65	-	-	98.67	32.17	6.36	29.55	289	164	P	V
	*	5700	100.32	-	-	91.34	32.17	6.36	29.55	289	164	A	V
		5725	56.59	-11.61	68.2	47.56	32.21	6.37	29.55	289	164	P	V
													V
													V
													V
Remark	1. No other spurious found. 2. All results are PASS against Peak and Average limit line.												



Band 3 - 5470~5725MHz
WIFI 802.11ac VHT20 (Harmonic @ 3m)

WIFI Ant. 1+2	Note	Frequency (MHz)	Level (dBμV/m)	Over Limit (dB)	Limit Line (dBμV/m)	Read Level (dBμV)	Antenna Factor (dB/m)	Path Loss (dB)	Preamp Factor (dB)	Ant Pos (cm)	Table Pos (deg)	Peak Avg. (P/A)	Pol. (H/V)	
802.11ac VHT20 CH 100 5500MHz		11000	46.9	-27.1	74	52.68	40.5	10.22	56.5	100	0	P	H	
		16500	46.74	-21.46	68.2	50.25	39.4	12.79	55.7	100	0	P	H	
													H	
													H	
			11000	47.57	-26.43	74	53.35	40.5	10.22	56.5	100	0	P	V
			16500	46.42	-21.78	68.2	49.93	39.4	12.79	55.7	100	0	P	V
														V
802.11ac VHT20 CH 116 5580MHz		11160	46.89	-27.11	74	52.73	40.3	10.3	56.44	100	0	P	H	
		16740	47.05	-21.15	68.2	50.51	39.69	12.74	55.89	100	0	P	H	
													H	
													H	
			11160	47.1	-26.9	74	52.94	40.3	10.3	56.44	100	0	P	V
			16740	46.99	-21.21	68.2	50.45	39.69	12.74	55.89	100	0	P	V
														V
802.11ac VHT20 CH 140 5700MHz		11400	47	-27	74	52.9	40.02	10.42	56.34	100	0	P	H	
		17100	48.07	-20.13	68.2	51.21	40.36	12.8	56.3	100	0	P	H	
													H	
													H	
			11400	47.13	-26.87	74	53.03	40.02	10.42	56.34	100	0	P	V
			17100	47.63	-20.57	68.2	50.77	40.36	12.8	56.3	100	0	P	V
														V
Remark	1. No other spurious found.													
	2. All results are PASS against Peak and Average limit line.													



Band 3 - 5470~5725MHz
WIFI 802.11ac VHT40 (Band Edge @ 3m)

WIFI Ant. 1+2	Note	Frequency (MHz)	Level (dBμV/m)	Over Limit (dB)	Limit Line (dBμV/m)	Read Level (dBμV)	Antenna Factor (dB/m)	Path Loss (dB)	Preamp Factor (dB)	Ant Pos (cm)	Table Pos (deg)	Peak Avg. (P/A)	Pol. (H/V)
802.11ac VHT40 CH 102 5510MHz		5454.88	55.95	-18.05	74	47.45	31.87	6.17	29.54	103	349	P	H
		5469.52	62.56	-5.64	68.2	54.03	31.88	6.19	29.54	103	349	P	H
		5453.2	45.01	-8.99	54	36.51	31.87	6.17	29.54	103	349	A	H
	*	5510	108.42	-	-	99.84	31.9	6.23	29.55	103	349	P	H
	*	5510	100.97	-	-	92.39	31.9	6.23	29.55	103	349	A	H
		5759.645	50.03	-18.17	68.2	40.95	32.26	6.38	29.56	103	349	P	H
		5457.76	52.23	-21.77	74	43.72	31.87	6.18	29.54	279	179	P	V
		5465.92	57.81	-10.39	68.2	49.28	31.88	6.19	29.54	279	179	P	V
		5458.72	42.08	-11.92	54	33.57	31.87	6.18	29.54	279	179	A	V
	*	5510	103.91	-	-	95.33	31.9	6.23	29.55	279	179	P	V
	*	5510	96.34	-	-	87.76	31.9	6.23	29.55	279	179	A	V
	5760.59	49.23	-18.97	68.2	40.15	32.26	6.38	29.56	279	179	P	V	
802.11ac VHT40 CH 110 5550MHz		5459.2	50.94	-23.06	74	42.43	31.87	6.18	29.54	111	355	P	H
		5467.12	50.27	-17.93	68.2	41.74	31.88	6.19	29.54	111	355	P	H
		5452.72	41.85	-12.15	54	33.35	31.87	6.17	29.54	111	355	A	H
	*	5550	108.61	-	-	99.92	31.97	6.27	29.55	111	355	P	H
	*	5550	100.87	-	-	92.18	31.97	6.27	29.55	111	355	A	H
		5760.275	49.42	-18.78	68.2	40.34	32.26	6.38	29.56	111	355	P	H
		5427.52	48.46	-25.54	74	40	31.85	6.15	29.54	259	181	P	V
		5463.28	48.24	-19.96	68.2	39.72	31.88	6.18	29.54	259	181	P	V
		5458	40.48	-13.52	54	31.97	31.87	6.18	29.54	259	181	A	V
	*	5550	104.28	-	-	95.59	31.97	6.27	29.55	259	181	P	V
	*	5550	96.79	-	-	88.1	31.97	6.27	29.55	259	181	A	V
	5759.96	50.56	-17.64	68.2	41.48	32.26	6.38	29.56	259	181	P	V	



802.11ac VHT40 CH 134 5670MHz		5423.15	48.59	-25.41	74	40.14	31.85	6.14	29.54	107	354	P	H
		5465.85	48.92	-19.28	68.2	40.39	31.88	6.19	29.54	107	354	P	H
		5455.7	40.15	-13.85	54	31.64	31.87	6.18	29.54	107	354	A	H
	*	5670	108.11	-	-	99.17	32.14	6.35	29.55	107	354	P	H
	*	5670	100.84	-	-	91.9	32.14	6.35	29.55	107	354	A	H
		5725.31	62.48	-5.72	68.2	53.45	32.21	6.37	29.55	107	354	P	H
		5399	48.36	-25.64	74	39.93	31.84	6.12	29.53	264	177	P	V
		5464.45	49.06	-19.14	68.2	40.54	31.88	6.18	29.54	264	177	P	V
		5452.9	40.04	-13.96	54	31.54	31.87	6.17	29.54	264	177	A	V
	*	5670	104.75	-	-	95.81	32.14	6.35	29.55	264	177	P	V
	*	5670	97.5	-	-	88.56	32.14	6.35	29.55	264	177	A	V
		5730.035	53.28	-14.92	68.2	44.25	32.21	6.37	29.55	264	177	P	V
Remark	1. No other spurious found. 2. All results are PASS against Peak and Average limit line.												



Band 3 - 5470~5725MHz
WIFI 802.11ac VHT40 (Harmonic @ 3m)

WIFI Ant. 1+2	Note	Frequency (MHz)	Level (dBμV/m)	Over Limit (dB)	Limit Line (dBμV/m)	Read Level (dBμV)	Antenna Factor (dB/m)	Path Loss (dB)	Preamp Factor (dB)	Ant Pos (cm)	Table Pos (deg)	Peak Avg. (P/A)	Pol. (H/V)	
802.11ac VHT40 CH 102 5510MHz		11020	48.34	-25.66	74	54.12	40.48	10.23	56.49	100	0	P	H	
		16530	46.03	-22.17	68.2	49.52	39.44	12.79	55.72	100	0	P	H	
													H	
													H	
			11020	47.57	-26.43	74	53.35	40.48	10.23	56.49	100	0	P	V
			16530	46.92	-21.28	68.2	50.41	39.44	12.79	55.72	100	0	P	V
														V
802.11ac VHT40 CH 110 5550MHz		11100	47.03	-26.97	74	52.84	40.38	10.27	56.46	100	0	P	H	
		16650	46.4	-21.8	68.2	49.86	39.59	12.77	55.82	100	0	P	H	
													H	
													H	
			11100	46.9	-27.1	74	52.71	40.38	10.27	56.46	100	0	P	V
			16650	47.05	-21.15	68.2	50.51	39.59	12.77	55.82	100	0	P	V
														V
802.11ac VHT40 CH 134 5670MHz		11340	47.32	-26.68	74	53.19	40.1	10.39	56.36	100	0	P	H	
		17010	47.83	-20.37	68.2	51.19	40.06	12.7	56.12	100	0	P	H	
													H	
													H	
			11340	47.52	-26.48	74	53.39	40.1	10.39	56.36	100	0	P	V
			17010	47.94	-20.26	68.2	51.3	40.06	12.7	56.12	100	0	P	V
														V
Remark	1. No other spurious found.													
	2. All results are PASS against Peak and Average limit line.													



Band 3 5470~5725MHz
WIFI 802.11ac VHT80 (Band Edge @ 3m)

WIFI Ant. 1+2	Note	Frequency (MHz)	Level (dBμV/m)	Over Limit (dB)	Limit Line (dBμV/m)	Read Level (dBμV)	Antenna Factor (dB/m)	Path Loss (dB)	Preamp Factor (dB)	Ant Pos (cm)	Table Pos (deg)	Peak Avg. (P/A)	Pol. (H/V)
802.11ac VHT80 CH 106 5530MHz		5459.44	59.37	-14.63	74	50.86	31.87	6.18	29.54	100	347	P	H
		5464	61.73	-6.47	68.2	53.21	31.88	6.18	29.54	100	347	P	H
		5459.68	52.69	-1.31	54	44.18	31.87	6.18	29.54	100	347	A	H
	*	5530	106.87	-	-	98.25	31.92	6.25	29.55	100	347	P	H
	*	5530	99.49	-	-	90.87	31.92	6.25	29.55	100	347	A	H
		5759.96	51.36	-16.84	68.2	42.28	32.26	6.38	29.56	100	347	P	H
		5458.72	55.87	-18.13	74	47.36	31.87	6.18	29.54	398	335	P	V
		5460.88	56.74	-11.46	68.2	48.23	31.87	6.18	29.54	398	335	P	V
		5459.44	48.55	-5.45	54	40.04	31.87	6.18	29.54	398	335	A	V
	*	5530	100.57	-	-	91.95	31.92	6.25	29.55	398	335	P	V
	*	5530	93.35	-	-	84.73	31.92	6.25	29.55	398	335	A	V
	5725.31	47.99	-20.21	68.2	38.96	32.21	6.37	29.55	398	335	P	V	
802.11ac VHT80 CH 122 5610MHz		5433.76	50.41	-23.59	74	41.94	31.86	6.15	29.54	100	356	P	H
		5463.52	50.65	-17.55	68.2	42.13	31.88	6.18	29.54	100	356	P	H
		5452.72	41.47	-12.53	54	32.97	31.87	6.17	29.54	100	356	A	H
	*	5610	105.62	-	-	96.81	32.04	6.32	29.55	100	356	P	H
	*	5610	97.63	-	-	88.82	32.04	6.32	29.55	100	356	A	H
		5740.115	55.19	-13.01	68.2	46.12	32.24	6.38	29.55	100	356	P	H
		5426.32	48.83	-25.17	74	40.37	31.85	6.15	29.54	281	164	P	V
		5463.52	48.49	-19.71	68.2	39.97	31.88	6.18	29.54	281	164	P	V
		5457.76	40.06	-13.94	54	31.55	31.87	6.18	29.54	281	164	A	V
	*	5610	101.78	-	-	92.97	32.04	6.32	29.55	281	164	P	V
	*	5610	93.99	-	-	85.18	32.04	6.32	29.55	281	164	A	V
	5741.375	51.01	-17.19	68.2	41.94	32.24	6.38	29.55	281	164	P	V	
Remark	1. No other spurious found. 2. All results are PASS against Peak and Average limit line.												



**Band 3 5470~5725MHz
WIFI 802.11ac VHT80 (Harmonic @ 3m)**

WIFI Ant. 1+2	Note	Frequency (MHz)	Level (dBμV/m)	Over Limit (dB)	Limit Line (dBμV/m)	Read Level (dBμV)	Antenna Factor (dB/m)	Path Loss (dB)	Preamp Factor (dB)	Ant Pos (cm)	Table Pos (deg)	Peak Avg. (P/A)	Pol. (H/V)	
802.11ac VHT80 CH 106 5530MHz		11060	47.27	-26.73	74	53.08	40.42	10.25	56.48	100	0	P	H	
		16590	47.14	-21.06	68.2	50.64	39.5	12.77	55.77	100	0	P	H	
													H	
													H	
			11060	48.34	-25.66	74	54.15	40.42	10.25	56.48	100	0	P	V
			16590	47.24	-20.96	68.2	50.74	39.5	12.77	55.77	100	0	P	V
														V
802.11ac VHT80 CH 122 5610MHz		11220	47.59	-26.41	74	53.43	40.24	10.33	56.41	100	0	P	H	
		16830	47.54	-20.66	68.2	50.98	39.79	12.73	55.96	100	0	P	H	
													H	
													H	
			11220	46.5	-27.5	74	52.34	40.24	10.33	56.41	100	0	P	V
			16830	47.04	-21.16	68.2	50.48	39.79	12.73	55.96	100	0	P	V
														V
Remark	1. No other spurious found.													
	2. All results are PASS against Peak and Average limit line.													



Band 3 - Straddle Channel
WIFI 802.11a (Band Edge @ 3m)

WIFI Ant. 1+2	Note	Frequency (MHz)	Level (dBμV/m)	Over Limit (dB)	Limit Line (dBμV/m)	Read Level (dBμV)	Antenna Factor (dB/m)	Path Loss (dB)	Preamp Factor (dB)	Ant Pos (cm)	Table Pos (deg)	Peak Avg. (P/A)	Pol. (H/V)
802.11a CH 144 5720MHz		5452.18	47.4	-26.6	74	38.9	31.87	6.17	29.54	119	350	P	H
		5465.83	48.01	-20.19	68.2	39.48	31.88	6.19	29.54	119	350	P	H
		5452.57	39.62	-14.38	54	31.12	31.87	6.17	29.54	119	350	A	H
	*	5720	110.62	-	-	101.59	32.21	6.37	29.55	119	350	P	H
	*	5720	103.11	-	-	94.08	32.21	6.37	29.55	119	350	A	H
		5902	50.34	-17.86	68.2	40.96	32.46	6.48	29.56	119	350	P	H
		5428.78	47.6	-26.4	74	39.13	31.86	6.15	29.54	286	165	P	V
		5468.95	46.51	-21.69	68.2	37.98	31.88	6.19	29.54	286	165	P	V
		5445.55	39.06	-14.94	54	30.56	31.87	6.17	29.54	286	165	A	V
	*	5720	107.09	-	-	98.06	32.21	6.37	29.55	286	165	P	V
	*	5720	100.07	-	-	91.04	32.21	6.37	29.55	286	165	A	V
		5913.75	50.02	-18.18	68.2	40.61	32.48	6.49	29.56	286	165	P	V
	Remark	1. No other spurious found. 2. All results are PASS against Peak and Average limit line.											



**Band 3 - Straddle Channel
WIFI 802.11a (Harmonic @ 3m)**

WIFI Ant. 1+2	Note	Frequency (MHz)	Level (dBµV/m)	Over Limit (dB)	Limit Line (dBµV/m)	Read Level (dBµV)	Antenna Factor (dB/m)	Path Loss (dB)	Preamp Factor (dB)	Ant Pos (cm)	Table Pos (deg)	Peak Avg. (P/A)	Pol. (H/V)	
802.11a CH 144 5720MHz		11440	47.02	-26.98	74	52.93	39.98	10.43	56.32	100	0	P	H	
		17160	48.66	-19.54	68.2	51.62	40.6	12.86	56.42	100	0	P	H	
													H	
													H	
			11440	46.57	-27.43	74	52.48	39.98	10.43	56.32	100	0	P	V
			17160	48.81	-19.39	68.2	51.77	40.6	12.86	56.42	100	0	P	V
														V
														V
Remark	1. No other spurious found. 2. All results are PASS against Peak and Average limit line.													



Band 3 - Straddle Channel
WIFI 802.11ac VHT20 (Band Edge @ 3m)

WIFI Ant. 1+2	Note	Frequency (MHz)	Level (dBμV/m)	Over Limit (dB)	Limit Line (dBμV/m)	Read Level (dBμV)	Antenna Factor (dB/m)	Path Loss (dB)	Preamp Factor (dB)	Ant Pos (cm)	Table Pos (deg)	Peak Avg. (P/A)	Pol. (H/V)
802.11ac VHT20 CH 144 5720MHz		5403.82	48.62	-25.38	74	40.19	31.84	6.12	29.53	100	355	P	H
		5469.34	46.46	-21.74	68.2	37.93	31.88	6.19	29.54	100	355	P	H
		5452.96	39.69	-14.31	54	31.19	31.87	6.17	29.54	100	355	A	H
	*	5720	110.98	-	-	101.95	32.21	6.37	29.55	100	355	P	H
	*	5720	103.73	-	-	94.7	32.21	6.37	29.55	100	355	A	H
		5901.25	50.51	-17.69	68.2	41.13	32.46	6.48	29.56	100	355	P	H
		5442.04	47.06	-26.94	74	38.58	31.86	6.16	29.54	272	164	P	V
		5466.61	47.6	-20.6	68.2	39.07	31.88	6.19	29.54	272	164	P	V
		5457.25	38.95	-15.05	54	30.44	31.87	6.18	29.54	272	164	A	V
	*	5720	107.44	-	-	98.41	32.21	6.37	29.55	272	164	P	V
	*	5720	100.1	-	-	91.07	32.21	6.37	29.55	272	164	A	V
		5854.25	49.59	-18.61	68.2	40.3	32.41	6.44	29.56	272	164	P	V
Remark	1. No other spurious found. 2. All results are PASS against Peak and Average limit line.												



Band 3 - Straddle Channel
WIFI 802.11ac VHT20 (Harmonic @ 3m)

WIFI Ant. 1+2	Note	Frequency (MHz)	Level (dBμV/m)	Over Limit (dB)	Limit Line (dBμV/m)	Read Level (dBμV)	Antenna Factor (dB/m)	Path Loss (dB)	Preamp Factor (dB)	Ant Pos (cm)	Table Pos (deg)	Peak Avg. (P/A)	Pol. (H/V)	
802.11ac VHT20 CH 144 5720MHz		11440	46.56	-27.44	74	52.47	39.98	10.43	56.32	100	0	P	H	
		17160	48.39	-19.81	68.2	51.35	40.6	12.86	56.42	100	0	P	H	
													H	
													H	
			11440	47.89	-26.11	74	53.8	39.98	10.43	56.32	100	0	P	V
			17160	49.21	-18.99	68.2	52.17	40.6	12.86	56.42	100	0	P	V
														V
														V
Remark	1. No other spurious found. 2. All results are PASS against Peak and Average limit line.													



Band 3 - Straddle Channel
WIFI 802.11ac VHT40 (Band Edge @ 3m)

WIFI Ant. 1+2	Note	Frequency (MHz)	Level (dBμV/m)	Over Limit (dB)	Limit Line (dBμV/m)	Read Level (dBμV)	Antenna Factor (dB/m)	Path Loss (dB)	Preamp Factor (dB)	Ant Pos (cm)	Table Pos (deg)	Peak Avg. (P/A)	Pol. (H/V)
802.11ac VHT40 CH 142 5710MHz		5449.84	48.68	-25.32	74	40.18	31.87	6.17	29.54	109	353	P	H
		5463.88	48.13	-20.07	68.2	39.61	31.88	6.18	29.54	109	353	P	H
		5452.96	40.16	-13.84	54	31.66	31.87	6.17	29.54	109	353	A	H
	*	5710	108.24	-	-	99.24	32.19	6.36	29.55	109	353	P	H
	*	5710	100.97	-	-	91.97	32.19	6.36	29.55	109	353	A	H
		5914.25	50	-18.2	68.2	40.59	32.48	6.49	29.56	109	353	P	H
		5423.32	48.3	-25.7	74	39.85	31.85	6.14	29.54	276	166	P	V
		5468.95	48.06	-20.14	68.2	39.53	31.88	6.19	29.54	276	166	P	V
		5444.77	39.62	-14.38	54	31.14	31.86	6.16	29.54	276	166	A	V
	*	5710	104.54	-	-	95.54	32.19	6.36	29.55	276	166	P	V
	*	5710	97.36	-	-	88.36	32.19	6.36	29.55	276	166	A	V
		5851	49.34	-18.86	68.2	40.08	32.38	6.44	29.56	276	166	P	V
Remark	1. No other spurious found. 2. All results are PASS against Peak and Average limit line.												



**Band 3 - Straddle Channel
WIFI 802.11ac VHT40 (Harmonic @ 3m)**

WIFI Ant. 1+2	Note	Frequency (MHz)	Level (dBμV/m)	Over Limit (dB)	Limit Line (dBμV/m)	Read Level (dBμV)	Antenna Factor (dB/m)	Path Loss (dB)	Preamp Factor (dB)	Ant Pos (cm)	Table Pos (deg)	Peak Avg. (P/A)	Pol. (H/V)	
802.11ac VHT40 CH 142 5710MHz		11420	46.79	-27.21	74	52.7	40	10.42	56.33	100	0	P	H	
		17130	48.66	-19.54	68.2	51.7	40.48	12.84	56.36	100	0	P	H	
													H	
													H	
			11420	46.62	-27.38	74	52.53	40	10.42	56.33	100	0	P	V
			17130	48.32	-19.88	68.2	51.36	40.48	12.84	56.36	100	0	P	V
														V
														V
Remark	1. No other spurious found. 2. All results are PASS against Peak and Average limit line.													



Band 3 - Straddle Channel
WIFI 802.11ac VHT80 (Band Edge @ 3m)

WIFI Ant. 1+2	Note	Frequency (MHz)	Level (dBμV/m)	Over Limit (dB)	Limit Line (dBμV/m)	Read Level (dBμV)	Antenna Factor (dB/m)	Path Loss (dB)	Preamp Factor (dB)	Ant Pos (cm)	Table Pos (deg)	Peak Avg. (P/A)	Pol. (H/V)
802.11ac VHT80 CH 138 5690MHz		5417.47	48.89	-25.11	74	40.44	31.85	6.14	29.54	275	31	P	H
		5466.22	48.75	-19.45	68.2	40.22	31.88	6.19	29.54	275	31	P	H
		5454.91	40.47	-13.53	54	31.97	31.87	6.17	29.54	275	31	A	H
	*	5690	108.08	-	-	99.1	32.17	6.36	29.55	275	31	P	H
	*	5690	99.88	-	-	90.9	32.17	6.36	29.55	275	31	A	H
		5873.8	51.82	-16.38	68.2	42.49	32.43	6.46	29.56	275	31	P	H
		5422.93	48.79	-25.21	74	40.34	31.85	6.14	29.54	252	203	P	V
		5461.54	48.76	-19.44	68.2	40.25	31.87	6.18	29.54	252	203	P	V
		5456.47	40.24	-13.76	54	31.73	31.87	6.18	29.54	252	203	A	V
	*	5690	102.33	-	-	93.35	32.17	6.36	29.55	252	203	P	V
	*	5690	94.05	-	-	85.07	32.17	6.36	29.55	252	203	A	V
		5905.6	49.93	-18.27	68.2	40.53	32.48	6.48	29.56	252	203	P	V
Remark	1. No other spurious found. 2. All results are PASS against Peak and Average limit line.												



Band 3 - Straddle Channel
WIFI 802.11ac VHT80 (Harmonic @ 3m)

WIFI Ant. 1+2	Note	Frequency (MHz)	Level (dBμV/m)	Over Limit (dB)	Limit Line (dBμV/m)	Read Level (dBμV)	Antenna Factor (dB/m)	Path Loss (dB)	Preamp Factor (dB)	Ant Pos (cm)	Table Pos (deg)	Peak Avg. (P/A)	Pol. (H/V)	
802.11ac VHT80 CH 138 5690MHz		11380	47.24	-26.76	74	53.14	40.04	10.41	56.35	100	0	P	H	
		17070	47.98	-20.22	68.2	51.21	40.24	12.77	56.24	100	0	P	H	
													H	
													H	
			11380	47.74	-26.26	74	53.64	40.04	10.41	56.35	100	0	P	V
			17070	47.75	-20.45	68.2	50.98	40.24	12.77	56.24	100	0	P	V
														V
														V
Remark	1. No other spurious found. 2. All results are PASS against Peak and Average limit line.													



Emission below 1GHz
WIFI 802.11ac VHT80 (LF @ 3m)

WIFI Ant. 1+2	Note	Frequency (MHz)	Level (dBμV/m)	Over Limit (dB)	Limit Line (dBμV/m)	Read Level (dBμV)	Antenna Factor (dB/m)	Path Loss (dB)	Preamp Factor (dB)	Ant Pos (cm)	Table Pos (deg)	Peak Avg. (P/A)	Pol. (H/V)	
802.11ac VHT80 LF		55.22	25.18	-14.82	40	44.78	12.13	0.55	32.28	-	-	P	H	
		137.67	29.12	-14.38	43.5	42.94	17.35	1.01	32.18	-	-	P	H	
		159.98	28.16	-15.34	43.5	42.54	16.71	1.08	32.17	-	-	P	H	
		266.68	30.39	-15.61	46	41.81	19.35	1.38	32.15	-	-	P	H	
		328.76	29.11	-16.89	46	40.06	19.7	1.5	32.15	-	-	P	H	
		954.41	33.66	-12.34	46	31.26	30.68	2.67	30.95	100	0	P	H	
														H
														H
														H
														H
														H
														H
			31.94	27.47	-12.53	40	35.98	23.32	0.46	32.29	-	-	P	V
			65.89	27.65	-12.35	40	47.43	11.83	0.65	32.26	-	-	P	V
			76.56	26.57	-13.43	40	45.18	12.95	0.69	32.25	-	-	P	V
			91.11	25.68	-17.82	43.5	42.18	14.96	0.76	32.22	-	-	P	V
			266.68	23.54	-22.46	46	34.96	19.35	1.38	32.15	-	-	P	V
			955.38	34.05	-11.95	46	31.61	30.71	2.67	30.94	100	0	P	V
														V
														V
													V	
													V	
													V	
													V	
Remark	1. No other spurious found. 2. All results are PASS against limit line.													



<XPAD>

Band 2 - 5250~5350MHz
WIFI 802.11ac VHT80 (Band Edge @ 3m)

WIFI Ant. 1+2	Note	Frequency (MHz)	Level (dBμV/m)	Over Limit (dB)	Limit Line (dBμV/m)	Read Level (dBμV)	Antenna Factor (dB/m)	Path Loss (dB)	Preamp Factor (dB)	Ant Pos (cm)	Table Pos (deg)	Peak Avg. (P/A)	Pol. (H/V)
802.11ac VHT80 CH 58 5290MHz		5058.48	50.42	-23.58	74	42.22	31.64	6.03	29.47	292	191	P	H
		5085.68	42.59	-11.41	54	34.37	31.65	6.05	29.48	292	191	A	H
	*	5290	101.62	-	-	93.25	31.77	6.11	29.51	292	191	P	H
	*	5290	94.77	-	-	86.4	31.77	6.11	29.51	292	191	A	H
		5350.32	58.86	-15.14	74	50.45	31.81	6.12	29.52	292	191	P	H
		5351.28	52.55	-1.45	54	44.14	31.81	6.12	29.52	292	191	P	H
		5003.74	49.06	-24.94	74	40.91	31.61	6	29.46	310	137	P	V
		5077.18	42.71	-11.29	54	34.49	31.65	6.04	29.47	310	137	A	V
	*	5290	98.66	-	-	90.29	31.77	6.11	29.51	310	137	P	V
	*	5290	92.07	-	-	83.7	31.77	6.11	29.51	310	137	A	V
		5368.8	56.51	-17.49	74	48.1	31.82	6.12	29.53	310	137	P	V
	5351.76	49.76	-4.24	54	41.35	31.81	6.12	29.52	310	137	A	V	
Remark	1. No other spurious found. 2. All results are PASS against Peak and Average limit line.												



**Band 2 5250~5350MHz
WIFI 802.11ac VHT80 (Harmonic @ 3m)**

WIFI Ant. 1+2	Note	Frequency (MHz)	Level (dBμV/m)	Over Limit (dB)	Limit Line (dBμV/m)	Read Level (dBμV)	Antenna Factor (dB/m)	Path Loss (dB)	Preamp Factor (dB)	Ant Pos (cm)	Table Pos (deg)	Peak Avg. (P/A)	Pol. (H/V)	
802.11ac VHT80 CH 58 5290MHz		10580	47.79	-20.41	68.2	54.51	40.09	10.03	56.84	100	0	P	H	
		15870	44.37	-29.63	74	50.02	37.79	12.82	56.26	100	0	P	H	
													H	
													H	
			10580	47.09	-21.11	68.2	53.81	40.09	10.03	56.84	100	0	P	V
			15870	44.27	-29.73	74	49.92	37.79	12.82	56.26	100	0	P	V
														V
														V
Remark	1. No other spurious found. 2. All results are PASS against Peak and Average limit line.													



Emission below 1GHz
WIFI 802.11n HT40 (LF @ 3m)

WIFI Ant. 1+2	Note	Frequency (MHz)	Level (dBμV/m)	Over Limit (dB)	Limit Line (dBμV/m)	Read Level (dBμV)	Antenna Factor (dB/m)	Path Loss (dB)	Preamp Factor (dB)	Ant Pos (cm)	Table Pos (deg)	Peak Avg. (P/A)	Pol. (H/V)	
802.11n HT40 LF		137.67	26.67	-16.83	43.5	40.49	17.35	1.01	32.18	-	-	P	H	
		161.92	28.56	-14.94	43.5	43.16	16.48	1.09	32.17	-	-	P	H	
		323.91	28.69	-17.31	46	39.79	19.55	1.5	32.15	-	-	P	H	
		359.8	31.92	-14.08	46	41.8	20.7	1.58	32.16	-	-	P	H	
		395.69	29.84	-16.16	46	38.73	21.52	1.75	32.16	-	-	P	H	
		953.44	34.01	-11.99	46	31.66	30.65	2.66	30.96	100	0	P	H	
														H
														H
														H
														H
														H
														H
			67.83	30.98	-9.02	40	50.59	12	0.65	32.26	100	0	P	V
			123.12	25.53	-17.97	43.5	39.28	17.48	0.96	32.19	-	-	P	V
			163.86	24.16	-19.34	43.5	38.99	16.24	1.1	32.17	-	-	P	V
			719.67	30.1	-15.9	46	32.78	27.09	2.28	32.05	-	-	P	V
			865.17	31.54	-14.46	46	31.27	29.24	2.61	31.58	-	-	P	V
			900.09	32.82	-13.18	46	32.63	28.99	2.61	31.41	-	-	P	V
														V
														V
													V	
													V	
													V	
													V	
Remark	1. No other spurious found. 2. All results are PASS against limit line.													



<TXBF Mode>

<XSLATE>

Band 1 - 5150~5250MHz
WIFI 802.11ac VHT20 (Band Edge @ 3m)

WIFI Ant. 1+2	Note	Frequency (MHz)	Level (dBµV/m)	Over Limit (dB)	Limit Line (dBµV/m)	Read Level (dBµV)	Antenna Factor (dB/m)	Path Loss (dB)	Preamp Factor (dB)	Ant Pos (cm)	Table Pos (deg)	Peak Avg. (P/A)	Pol. (H/V)	
802.11ac VHT20 CH 36 5180MHz		5149.5	55.29	-18.71	74	47.01	31.69	6.08	29.49	300	68	P	H	
		5149.24	43.56	-10.44	54	35.28	31.69	6.08	29.49	300	68	A	H	
	*	5180	111.73	-	-	103.41	31.71	6.1	29.49	300	68	P	H	
	*	5180	102.16	-	-	93.84	31.71	6.1	29.49	300	68	A	H	
													H	
														H
			5146.38	53.11	-20.89	74	44.83	31.69	6.08	29.49	386	346	P	V
			5150	43.28	-10.72	54	35	31.69	6.08	29.49	386	346	A	V
		*	5180	110.12	-	-	101.8	31.71	6.1	29.49	386	346	P	V
		*	5180	100.83	-	-	92.51	31.71	6.1	29.49	386	346	A	V
													V	
													V	
802.11ac VHT20 CH 44 5220MHz		5036.14	50.07	-23.93	74	41.9	31.62	6.02	29.47	278	66	P	H	
		5150	40.16	-13.84	54	31.88	31.69	6.08	29.49	278	66	A	H	
	*	5220	111.56	-	-	103.22	31.73	6.11	29.5	278	66	P	H	
	*	5220	103.12	-	-	94.78	31.73	6.11	29.5	278	66	A	H	
			5450.48	49.33	-24.67	74	40.83	31.87	6.17	29.54	278	66	P	H
			5354.16	40	-14	54	31.59	31.81	6.12	29.52	278	66	A	H
			5073.84	49.67	-24.33	74	41.45	31.65	6.04	29.47	398	344	P	V
			5149.5	39.65	-14.35	54	31.37	31.69	6.08	29.49	398	344	A	V
		*	5220	111.46	-	-	103.12	31.73	6.11	29.5	398	344	P	V
		*	5220	101.56	-	-	93.22	31.73	6.11	29.5	398	344	A	V
		5393.92	48.9	-25.1	74	40.48	31.83	6.12	29.53	398	344	P	V	
		5459.44	38.71	-15.29	54	30.2	31.87	6.18	29.54	398	344	A	V	



802.11ac VHT20 CH 48 5240MHz		5069.68	49.67	-24.33	74	41.46	31.64	6.04	29.47	282	34	P	H
		5150	39.73	-14.27	54	31.45	31.69	6.08	29.49	282	34	A	H
	*	5240	112.16	-	-	103.81	31.74	6.11	29.5	282	34	P	H
	*	5240	102.76	-	-	94.41	31.74	6.11	29.5	282	34	A	H
		5372.36	50.36	-23.64	74	41.95	31.82	6.12	29.53	282	34	P	H
		5350	40.58	-13.42	54	32.17	31.81	6.12	29.52	282	34	A	H
		5107.9	49.56	-24.44	74	41.31	31.67	6.06	29.48	396	343	P	V
		5057.2	39.17	-14.83	54	30.97	31.64	6.03	29.47	396	343	A	V
	*	5240	109.47	-	-	101.12	31.74	6.11	29.5	396	343	P	V
	*	5240	100.76	-	-	92.41	31.74	6.11	29.5	396	343	A	V
		5426.4	48.29	-25.71	74	39.83	31.85	6.15	29.54	396	343	P	V
		5452.72	38.61	-15.39	54	30.11	31.87	6.17	29.54	396	343	A	V
Remark	1. No other spurious found. 2. All results are PASS against Peak and Average limit line.												



Band 1 5150~5250MHz
WIFI 802.11ac VHT20 (Harmonic @ 3m)

WIFI Ant. 1+2	Note	Frequency (MHz)	Level (dBμV/m)	Over Limit (dB)	Limit Line (dBμV/m)	Read Level (dBμV)	Antenna Factor (dB/m)	Path Loss (dB)	Preamp Factor (dB)	Ant Pos (cm)	Table Pos (deg)	Peak Avg. (P/A)	Pol. (H/V)	
802.11ac VHT20 CH 36 5180MHz		10360	46.67	-21.53	68.2	53.96	39.76	9.91	56.96	100	0	P	H	
		15540	44.86	-29.14	74	50.24	38.62	12.65	56.65	100	0	P	H	
													H	
													H	
			10360	46.46	-21.74	68.2	53.75	39.76	9.91	56.96	100	0	P	V
			15540	45.11	-28.89	74	50.49	38.62	12.65	56.65	100	0	P	V
														V
802.11ac VHT20 CH 44 5220MHz		10440	46.24	-21.96	68.2	53.33	39.88	9.95	56.92	100	0	P	H	
		15660	44.35	-29.65	74	49.81	38.33	12.72	56.51	100	0	P	H	
													H	
													H	
			10440	45.65	-22.55	68.2	52.74	39.88	9.95	56.92	100	0	P	V
			15660	44.22	-29.78	74	49.68	38.33	12.72	56.51	100	0	P	V
														V
802.11ac VHT20 CH 48 5240MHz		10480	46.93	-21.27	68.2	53.9	39.97	9.97	56.91	100	0	P	H	
		15720	45.92	-28.08	74	51.46	38.16	12.74	56.44	100	0	P	H	
													H	
													H	
			10480	46.74	-21.46	68.2	53.71	39.97	9.97	56.91	100	0	P	V
			15720	44.36	-29.64	74	49.9	38.16	12.74	56.44	100	0	P	V
														V
Remark	1. No other spurious found.													
	2. All results are PASS against Peak and Average limit line.													



Band 1 5150~5250MHz
WIFI 802.11ac VHT40 (Band Edge @ 3m)

WIFI Ant. 1+2	Note	Frequency (MHz)	Level (dBμV/m)	Over Limit (dB)	Limit Line (dBμV/m)	Read Level (dBμV)	Antenna Factor (dB/m)	Path Loss (dB)	Preamp Factor (dB)	Ant Pos (cm)	Table Pos (deg)	Peak Avg. (P/A)	Pol. (H/V)
802.11ac VHT40 CH 38 5190MHz		5149.76	63.48	-10.52	74	55.2	31.69	6.08	29.49	286	27	P	H
		5150	50.87	-3.13	54	42.59	31.69	6.08	29.49	286	27	A	H
	*	5190	107.75	-	-	99.43	31.71	6.1	29.49	286	27	P	H
	*	5190	98.83	-	-	90.51	31.71	6.1	29.49	286	27	A	H
		5402.32	49.16	-24.84	74	40.73	31.84	6.12	29.53	286	27	P	H
		5351.64	39.34	-14.66	54	30.93	31.81	6.12	29.52	286	27	A	H
		5148.98	60.33	-13.67	74	52.05	31.69	6.08	29.49	400	356	P	V
		5150	45.55	-8.45	54	37.27	31.69	6.08	29.49	400	356	A	V
	*	5190	105.33	-	-	97.01	31.71	6.1	29.49	400	356	P	V
	*	5190	96.7	-	-	88.38	31.71	6.1	29.49	400	356	A	V
		5447.96	48.4	-25.6	74	39.9	31.87	6.17	29.54	400	356	P	V
		5457.48	38.52	-15.48	54	30.01	31.87	6.18	29.54	400	356	A	V
802.11ac VHT40 CH 46 5230MHz		5148.98	54.27	-19.73	74	45.99	31.69	6.08	29.49	284	28	P	H
		5146.64	44.55	-9.45	54	36.27	31.69	6.08	29.49	284	28	A	H
	*	5230	110.19	-	-	101.84	31.74	6.11	29.5	284	28	P	H
	*	5230	100.98	-	-	92.63	31.74	6.11	29.5	284	28	A	H
		5393.64	49.97	-24.03	74	41.55	31.83	6.12	29.53	284	28	P	H
		5350.24	41.04	-12.96	54	32.63	31.81	6.12	29.52	284	28	A	H
		5133.9	50.26	-23.74	74	41.99	31.68	6.07	29.48	397	351	P	V
		5149.5	40.06	-13.94	54	31.78	31.69	6.08	29.49	397	351	A	V
	*	5230	106.1	-	-	97.75	31.74	6.11	29.5	397	351	P	V
	*	5230	97.91	-	-	89.56	31.74	6.11	29.5	397	351	A	V
	5416.32	48.25	-25.75	74	39.79	31.85	6.14	29.53	397	351	P	V	
	5350.52	38.53	-15.47	54	30.12	31.81	6.12	29.52	397	351	A	V	
Remark	1. No other spurious found. 2. All results are PASS against Peak and Average limit line.												



**Band 1 5150~5250MHz
WIFI 802.11ac VHT40 (Harmonic @ 3m)**

WIFI Ant. 1+2	Note	Frequency (MHz)	Level (dBµV/m)	Over Limit (dB)	Limit Line (dBµV/m)	Read Level (dBµV)	Antenna Factor (dB/m)	Path Loss (dB)	Preamp Factor (dB)	Ant Pos (cm)	Table Pos (deg)	Peak Avg. (P/A)	Pol. (H/V)	
802.11ac VHT40 CH 38 5190MHz		10380	45.69	-22.51	68.2	52.93	39.79	9.92	56.95	100	0	P	H	
		15570	45.74	-28.26	74	51.17	38.53	12.66	56.62	100	0	P	H	
													H	
													H	
			10380	45.79	-22.41	68.2	53.03	39.79	9.92	56.95	100	0	P	V
			15570	45.17	-28.83	74	50.6	38.53	12.66	56.62	100	0	P	V
														V
802.11ac VHT40 CH 46 5230MHz		10460	46.25	-21.95	68.2	53.3	39.91	9.96	56.92	100	0	P	H	
		15690	44.5	-29.5	74	50.01	38.24	12.72	56.47	100	0	P	H	
													H	
													H	
			10460	47.43	-20.77	68.2	54.48	39.91	9.96	56.92	100	0	P	V
			15690	43.92	-30.08	74	49.43	38.24	12.72	56.47	100	0	P	V
														V
Remark	1. No other spurious found.													
	2. All results are PASS against Peak and Average limit line.													



Band 1 5150~5250MHz
WIFI 802.11ac VHT80 (Band Edge @ 3m)

WIFI Ant. 1+2	Note	Frequency (MHz)	Level (dBμV/m)	Over Limit (dB)	Limit Line (dBμV/m)	Read Level (dBμV)	Antenna Factor (dB/m)	Path Loss (dB)	Preamp Factor (dB)	Ant Pos (cm)	Table Pos (deg)	Peak Avg. (P/A)	Pol. (H/V)
802.11ac VHT80 CH 42 5210MHz		5138.06	54.35	-19.65	74	46.07	31.68	6.08	29.48	111	354	P	H
		5147.94	43.05	-10.95	54	34.77	31.69	6.08	29.49	111	354	A	H
	*	5210	102.82	-	-	94.48	31.73	6.11	29.5	111	354	P	H
	*	5210	93.27	-	-	84.93	31.73	6.11	29.5	111	354	A	H
		5455.24	50.29	-23.71	74	41.78	31.87	6.18	29.54	111	354	P	H
		5452.72	39.52	-14.48	54	31.02	31.87	6.17	29.54	111	354	A	H
		5146.38	51.09	-22.91	74	42.81	31.69	6.08	29.49	214	202	P	V
		5145.86	40.19	-13.81	54	31.91	31.69	6.08	29.49	214	202	A	V
	*	5210	98.76	-	-	90.42	31.73	6.11	29.5	214	202	P	V
	*	5210	89.56	-	-	81.22	31.73	6.11	29.5	214	202	A	V
		5418.84	49.16	-24.84	74	40.71	31.85	6.14	29.54	214	202	P	V
	5459.16	38.82	-15.18	54	30.31	31.87	6.18	29.54	214	202	A	V	
Remark	1. No other spurious found. 2. All results are PASS against Peak and Average limit line.												



**Band 1 5150~5250MHz
WIFI 802.11ac VHT80 (Harmonic @ 3m)**

WIFI Ant. 1+2	Note	Frequency (MHz)	Level (dBμV/m)	Over Limit (dB)	Limit Line (dBμV/m)	Read Level (dBμV)	Antenna Factor (dB/m)	Path Loss (dB)	Preamp Factor (dB)	Ant Pos (cm)	Table Pos (deg)	Peak Avg. (P/A)	Pol. (H/V)	
802.11ac VHT80 CH 42 5210MHz		10420	46.1	-22.1	68.2	53.24	39.85	9.94	56.93	100	0	P	H	
		15630	46.42	-27.58	74	51.89	38.37	12.7	56.54	100	0	P	H	
													H	
													H	
			10420	47.46	-20.74	68.2	54.6	39.85	9.94	56.93	100	0	P	V
			15630	45.57	-28.43	74	51.04	38.37	12.7	56.54	100	0	P	V
														V
Remark	1. No other spurious found.													
	2. All results are PASS against Peak and Average limit line.													



Band 2 - 5250~5350MHz
WIFI 802.11ac VHT20 (Band Edge @ 3m)

WIFI Ant. 1+2	Note	Frequency (MHz)	Level (dBμV/m)	Over Limit (dB)	Limit Line (dBμV/m)	Read Level (dBμV)	Antenna Factor (dB/m)	Path Loss (dB)	Preamp Factor (dB)	Ant Pos (cm)	Table Pos (deg)	Peak Avg. (P/A)	Pol. (H/V)
802.11ac VHT20 CH 52 5260MHz		5142.12	49.94	-24.06	74	41.66	31.69	6.08	29.49	298	24	P	H
		5051	39.15	-14.85	54	30.96	31.63	6.03	29.47	298	24	A	H
	*	5260	110.66	-	-	102.3	31.76	6.11	29.51	298	24	P	H
	*	5260	101.65	-	-	93.29	31.76	6.11	29.51	298	24	A	H
		5355.6	49.98	-24.02	74	41.57	31.81	6.12	29.52	298	24	P	H
		5350.08	40.94	-13.06	54	32.53	31.81	6.12	29.52	298	24	A	H
		5024.82	49.48	-24.52	74	41.31	31.62	6.01	29.46	393	344	P	V
		5049.64	39.1	-14.9	54	30.91	31.63	6.03	29.47	393	344	A	V
	*	5260	108.09	-	-	99.73	31.76	6.11	29.51	393	344	P	V
	*	5260	98.89	-	-	90.53	31.76	6.11	29.51	393	344	A	V
		5385.6	47.62	-26.38	74	39.2	31.83	6.12	29.53	393	344	P	V
		5452.8	38.49	-15.51	54	29.99	31.87	6.17	29.54	393	344	A	V
802.11ac VHT20 CH 60 5300MHz		5085	50.09	-23.91	74	41.87	31.65	6.05	29.48	297	21	P	H
		5055.08	39.13	-14.87	54	30.93	31.64	6.03	29.47	297	21	A	H
	*	5300	113.06	-	-	104.68	31.78	6.11	29.51	297	21	P	H
	*	5300	105.95	-	-	97.57	31.78	6.11	29.51	297	21	A	H
		5351.04	61.37	-12.63	74	52.96	31.81	6.12	29.52	297	21	P	H
		5350.08	49.35	-4.65	54	40.94	31.81	6.12	29.52	297	21	A	H
		5107.1	49.89	-24.11	74	41.64	31.67	6.06	29.48	390	344	P	V
		5052.7	39.1	-14.9	54	30.91	31.63	6.03	29.47	390	344	A	V
	*	5300	109.1	-	-	100.72	31.78	6.11	29.51	390	344	P	V
	*	5300	100.68	-	-	92.3	31.78	6.11	29.51	390	344	A	V
	5352.24	51.64	-22.36	74	43.23	31.81	6.12	29.52	390	344	P	V	
	5350.32	40.97	-13.03	54	32.56	31.81	6.12	29.52	390	344	A	V	



802.11ac VHT20 CH 64 5320MHz	*	5320	113.25	-	-	104.86	31.79	6.12	29.52	106	351	P	H
	*	5320	104.14	-	-	95.75	31.79	6.12	29.52	106	351	A	H
		5352.96	64.07	-9.93	74	55.66	31.81	6.12	29.52	106	351	P	H
		5350.08	48.34	-5.66	54	39.93	31.81	6.12	29.52	106	351	A	H
													H
													H
	*	5320	108.83	-	-	100.44	31.79	6.12	29.52	317	177	P	V
	*	5320	100.59	-	-	92.2	31.79	6.12	29.52	317	177	A	V
		5351.2	56.39	-17.61	74	47.98	31.81	6.12	29.52	317	177	P	V
		5350.08	42.95	-11.05	54	34.54	31.81	6.12	29.52	317	177	A	V
													V
													V
Remark	1. No other spurious found. 2. All results are PASS against Peak and Average limit line.												



Band 2 5250~5350MHz
WIFI 802.11ac VHT20 (Harmonic @ 3m)

WIFI Ant. 1+2	Note	Frequency (MHz)	Level (dBμV/m)	Over Limit (dB)	Limit Line (dBμV/m)	Read Level (dBμV)	Antenna Factor (dB/m)	Path Loss (dB)	Preamp Factor (dB)	Ant Pos (cm)	Table Pos (deg)	Peak Avg. (P/A)	Pol. (H/V)	
802.11ac VHT20 CH 52 5260MHz		10520	47.12	-21.08	68.2	53.98	40.02	10	56.88	100	0	P	H	
		15780	45.15	-28.85	74	50.69	38.04	12.78	56.36	100	0	P	H	
													H	
													H	
			10520	46.56	-21.64	68.2	53.42	40.02	10	56.88	100	0	P	V
			15780	45.13	-28.87	74	50.67	38.04	12.78	56.36	100	0	P	V
														V
802.11ac VHT20 CH 60 5300MHz		10600	46.54	-27.46	74	53.22	40.1	10.04	56.82	100	0	P	H	
		15900	45.27	-28.73	74	50.9	37.75	12.84	56.22	100	0	P	H	
													H	
													H	
			10600	46.6	-27.4	74	53.28	40.1	10.04	56.82	100	0	P	V
			15900	45.19	-28.81	74	50.82	37.75	12.84	56.22	100	0	P	V
														V
802.11ac VHT20 CH 64 5320MHz		10640	47.41	-26.59	74	54.01	40.14	10.05	56.79	100	0	P	H	
		15960	43.69	-30.31	74	49.39	37.58	12.87	56.15	100	0	P	H	
													H	
													H	
			10640	46.63	-27.37	74	53.23	40.14	10.05	56.79	100	0	P	V
			15960	44.61	-29.39	74	50.31	37.58	12.87	56.15	100	0	P	V
														V
Remark	1. No other spurious found.													
	2. All results are PASS against Peak and Average limit line.													



Band 2 5250~5350MHz
WIFI 802.11ac VHT40 (Band Edge @ 3m)

WIFI Ant. 1+2	Note	Frequency (MHz)	Level (dBμV/m)	Over Limit (dB)	Limit Line (dBμV/m)	Read Level (dBμV)	Antenna Factor (dB/m)	Path Loss (dB)	Preamp Factor (dB)	Ant Pos (cm)	Table Pos (deg)	Peak Avg. (P/A)	Pol. (H/V)
802.11ac VHT40 CH 54 5270MHz		5062.56	50.15	-23.85	74	41.95	31.64	6.03	29.47	284	9	P	H
		5149.26	39.73	-14.27	54	31.45	31.69	6.08	29.49	284	9	A	H
	*	5270	110.28	-	-	101.92	31.76	6.11	29.51	284	9	P	H
	*	5270	100.6	-	-	92.24	31.76	6.11	29.51	284	9	A	H
		5352.24	58.54	-15.46	74	50.13	31.81	6.12	29.52	284	9	P	H
		5351.76	49.21	-4.79	54	40.8	31.81	6.12	29.52	284	9	A	H
		5078.88	49.11	-24.89	74	40.89	31.65	6.04	29.47	368	344	P	V
		5145.86	39.23	-14.77	54	30.95	31.69	6.08	29.49	368	344	A	V
	*	5270	106.62	-	-	98.26	31.76	6.11	29.51	368	344	P	V
	*	5270	97.87	-	-	89.51	31.76	6.11	29.51	368	344	A	V
		5352	52	-22	74	43.59	31.81	6.12	29.52	368	344	P	V
		5353.2	43.86	-10.14	54	35.45	31.81	6.12	29.52	368	344	A	V
802.11ac VHT40 CH 62 5310MHz		5079.9	49.27	-24.73	74	41.05	31.65	6.04	29.47	245	19	P	H
		5051.34	39.45	-14.55	54	31.26	31.63	6.03	29.47	245	19	A	H
	*	5310	106.47	-	-	98.08	31.79	6.12	29.52	245	19	P	H
	*	5310	97.76	-	-	89.37	31.79	6.12	29.52	245	19	A	H
		5357.04	63.59	-10.41	74	55.18	31.81	6.12	29.52	245	19	P	H
		5351.52	52.64	-1.36	54	44.23	31.81	6.12	29.52	245	19	A	H
		5003.06	49.71	-24.29	74	41.57	31.6	6	29.46	200	193	P	V
		5039.44	39.33	-14.67	54	31.15	31.63	6.02	29.47	200	193	A	V
	*	5310	99.77	-	-	91.38	31.79	6.12	29.52	200	193	P	V
	*	5310	91.8	-	-	83.41	31.79	6.12	29.52	200	193	A	V
	5352.48	61.94	-12.06	74	53.53	31.81	6.12	29.52	200	193	P	V	
	5350.08	46.08	-7.92	54	37.67	31.81	6.12	29.52	200	193	A	V	
Remark	1. No other spurious found. 2. All results are PASS against Peak and Average limit line.												



Band 2 5250~5350MHz
WIFI 802.11ac VHT40 (Harmonic @ 3m)

WIFI Ant. 1+2	Note	Frequency (MHz)	Level (dBμV/m)	Over Limit (dB)	Limit Line (dBμV/m)	Read Level (dBμV)	Antenna Factor (dB/m)	Path Loss (dB)	Preamp Factor (dB)	Ant Pos (cm)	Table Pos (deg)	Peak Avg. (P/A)	Pol. (H/V)	
802.11ac VHT40 CH 54 5270MHz		10540	46.27	-21.93	68.2	53.1	40.03	10.01	56.87	100	0	P	H	
		15810	43.68	-30.32	74	49.25	37.96	12.8	56.33	100	0	P	H	
													H	
													H	
			10540	46.14	-22.06	68.2	52.97	40.03	10.01	56.87	100	0	P	V
			15810	43.92	-30.08	74	49.49	37.96	12.8	56.33	100	0	P	V
														V
802.11ac VHT40 CH 62 5310MHz		10620	46.74	-27.26	74	53.38	40.12	10.04	56.8	100	0	P	H	
		15930	45.35	-28.65	74	51	37.67	12.86	56.18	100	0	P	H	
													H	
													H	
			10620	47.82	-26.18	74	54.46	40.12	10.04	56.8	100	0	P	V
			15930	45.44	-28.56	74	51.09	37.67	12.86	56.18	100	0	P	V
														V
Remark	1. No other spurious found.													
	2. All results are PASS against Peak and Average limit line.													



Band 2 5250~5350MHz
WIFI 802.11ac VHT80 (Band Edge @ 3m)

WIFI Ant. 1+2	Note	Frequency (MHz)	Level (dBμV/m)	Over Limit (dB)	Limit Line (dBμV/m)	Read Level (dBμV)	Antenna Factor (dB/m)	Path Loss (dB)	Preamp Factor (dB)	Ant Pos (cm)	Table Pos (deg)	Peak Avg. (P/A)	Pol. (H/V)
802.11ac VHT80 CH 58 5290MHz		5122.06	49.57	-24.43	74	41.31	31.67	6.07	29.48	273	61	P	H
		5042.5	39.46	-14.54	54	31.28	31.63	6.02	29.47	273	61	A	H
	*	5290	104.04	-	-	95.67	31.77	6.11	29.51	273	61	P	H
	*	5290	95.1	-	-	86.73	31.77	6.11	29.51	273	61	A	H
		5350.08	60.42	-13.58	74	52.01	31.81	6.12	29.52	273	61	P	H
		5350.8	50.74	-3.26	54	42.33	31.81	6.12	29.52	273	61	A	H
		5040.12	50.87	-23.13	74	42.69	31.63	6.02	29.47	347	308	P	V
		5054.06	39.46	-14.54	54	31.27	31.63	6.03	29.47	347	308	A	V
	*	5290	97.89	-	-	89.52	31.77	6.11	29.51	347	308	P	V
	*	5290	88.88	-	-	80.51	31.77	6.11	29.51	347	308	A	V
		5363.28	53.5	-20.5	74	45.09	31.82	6.12	29.53	347	308	P	V
	5352.72	44.31	-9.69	54	35.9	31.81	6.12	29.52	347	308	A	V	
Remark	1. No other spurious found. 2. All results are PASS against Peak and Average limit line.												



**Band 2 5250~5350MHz
WIFI 802.11ac VHT80 (Harmonic @ 3m)**

WIFI Ant. 1+2	Note	Frequency (MHz)	Level (dBμV/m)	Over Limit (dB)	Limit Line (dBμV/m)	Read Level (dBμV)	Antenna Factor (dB/m)	Path Loss (dB)	Preamp Factor (dB)	Ant Pos (cm)	Table Pos (deg)	Peak Avg. (P/A)	Pol. (H/V)	
802.11ac VHT80 CH 58 5290MHz		10580	46.88	-21.32	68.2	53.6	40.09	10.03	56.84	100	0	P	H	
		15870	44.8	-29.2	74	50.45	37.79	12.82	56.26	100	0	P	H	
													H	
													H	
			10580	47.19	-21.01	68.2	53.91	40.09	10.03	56.84	100	0	P	V
			15870	44.97	-29.03	74	50.62	37.79	12.82	56.26	100	0	P	V
														V
														V
Remark	1. No other spurious found. 2. All results are PASS against Peak and Average limit line.													



Band 3 - 5470~5725MHz
WIFI 802.11ac VHT20 (Band Edge @ 3m)

WIFI Ant. 1+2	Note	Frequency (MHz)	Level (dBµV/m)	Over Limit (dB)	Limit Line (dBµV/m)	Read Level (dBµV)	Antenna Factor (dB/m)	Path Loss (dB)	Preamp Factor (dB)	Ant Pos (cm)	Table Pos (deg)	Peak Avg. (P/A)	Pol. (H/V)	
802.11ac VHT20 CH 100 5500MHz		5457.52	50.83	-23.17	74	42.32	31.87	6.18	29.54	302	74	P	H	
		5466.8	51.48	-16.72	68.2	42.95	31.88	6.19	29.54	302	74	P	H	
		5459.44	41.55	-12.45	54	33.04	31.87	6.18	29.54	302	74	A	H	
	*	5500	109.15	-	-	100.58	31.9	6.22	29.55	302	74	P	H	
	*	5500	106.38	-	-	97.81	31.9	6.22	29.55	302	74	A	H	
														H
			5451.6	48.86	-25.14	74	40.36	31.87	6.17	29.54	346	336	P	V
			5468.88	52.12	-16.08	68.2	43.59	31.88	6.19	29.54	346	336	P	V
			5459.76	40.72	-13.28	54	32.21	31.87	6.18	29.54	346	336	A	V
	*		5500	107.99	-	-	99.42	31.9	6.22	29.55	346	336	P	V
	*		5500	98.58	-	-	90.01	31.9	6.22	29.55	346	336	A	V
													V	
802.11ac VHT20 CH 116 5580MHz		5410.48	48.71	-25.29	74	40.27	31.84	6.13	29.53	300	65	P	H	
		5460.16	49.21	-18.99	68.2	40.7	31.87	6.18	29.54	300	65	P	H	
		5452.72	39.56	-14.44	54	31.06	31.87	6.17	29.54	300	65	A	H	
	*	5580	109.69	-	-	100.94	32	6.3	29.55	300	65	P	H	
	*	5580	100.78	-	-	92.03	32	6.3	29.55	300	65	A	H	
			5725.31	49.37	-18.83	68.2	40.34	32.21	6.37	29.55	300	65	P	H
			5429.92	47.85	-26.15	74	39.38	31.86	6.15	29.54	365	337	P	V
			5460.64	47.6	-20.6	68.2	39.09	31.87	6.18	29.54	365	337	P	V
			5452.72	38.97	-15.03	54	30.47	31.87	6.17	29.54	365	337	A	V
	*		5580	106.59	-	-	97.84	32	6.3	29.55	365	337	P	V
	*		5580	97.89	-	-	89.14	32	6.3	29.55	365	337	A	V
		5749.88	49.69	-18.51	68.2	40.62	32.24	6.38	29.55	365	337	P	V	



802.11ac VHT20 CH 140 5700MHz	*	5700	108.81	-	-	99.83	32.17	6.36	29.55	303	64	P	H
	*	5700	100.39	-	-	91.41	32.17	6.36	29.55	303	64	A	H
		5727.16	57.45	-10.75	68.2	48.42	32.21	6.37	29.55	303	64	P	H
													H
													H
													H
	*	5700	106.59	-	-	97.61	32.17	6.36	29.55	383	331	P	V
	*	5700	97.61	-	-	88.63	32.17	6.36	29.55	383	331	A	V
		5725.64	53.76	-14.44	68.2	44.73	32.21	6.37	29.55	383	331	P	V
													V
													V
													V
Remark	1. No other spurious found. 2. All results are PASS against Peak and Average limit line.												



Band 3 - 5470~5725MHz
WIFI 802.11ac VHT20 (Harmonic @ 3m)

WIFI Ant. 1+2	Note	Frequency (MHz)	Level (dBμV/m)	Over Limit (dB)	Limit Line (dBμV/m)	Read Level (dBμV)	Antenna Factor (dB/m)	Path Loss (dB)	Preamp Factor (dB)	Ant Pos (cm)	Table Pos (deg)	Peak Avg. (P/A)	Pol. (H/V)	
802.11ac VHT20 CH 100 5500MHz		11000	46.51	-27.49	74	52.29	40.5	10.22	56.5	100	0	P	H	
		16500	46.79	-21.41	68.2	50.3	39.4	12.79	55.7	100	0	P	H	
													H	
													H	
			11000	47.45	-26.55	74	53.23	40.5	10.22	56.5	100	0	P	V
			16500	46.51	-21.69	68.2	50.02	39.4	12.79	55.7	100	0	P	V
														V
802.11ac VHT20 CH 116 5580MHz		11160	46.78	-27.22	74	52.62	40.3	10.3	56.44	100	0	P	H	
		16740	47.05	-21.15	68.2	50.51	39.69	12.74	55.89	100	0	P	H	
													H	
													H	
			11160	47.2	-26.8	74	53.04	40.3	10.3	56.44	100	0	P	V
			16740	47.3	-20.9	68.2	50.76	39.69	12.74	55.89	100	0	P	V
														V
802.11ac VHT20 CH 140 5700MHz		11400	47.03	-26.97	74	52.93	40.02	10.42	56.34	100	0	P	H	
		17100	48.04	-20.16	68.2	51.18	40.36	12.8	56.3	100	0	P	H	
													H	
													H	
			11400	46.45	-27.55	74	52.35	40.02	10.42	56.34	100	0	P	V
			17100	47.77	-20.43	68.2	50.91	40.36	12.8	56.3	100	0	P	V
														V
Remark	1. No other spurious found.													
	2. All results are PASS against Peak and Average limit line.													



Band 3 - 5470~5725MHz
WIFI 802.11ac VHT40 (Band Edge @ 3m)

WIFI Ant. 1+2	Note	Frequency (MHz)	Level (dBμV/m)	Over Limit (dB)	Limit Line (dBμV/m)	Read Level (dBμV)	Antenna Factor (dB/m)	Path Loss (dB)	Preamp Factor (dB)	Ant Pos (cm)	Table Pos (deg)	Peak Avg. (P/A)	Pol. (H/V)
802.11ac VHT40 CH 102 5510MHz		5456.8	58.61	-15.39	74	50.1	31.87	6.18	29.54	289	8	P	H
		5469.04	56.09	-12.11	68.2	47.56	31.88	6.19	29.54	289	8	P	H
		5459.92	43.9	-10.1	54	35.39	31.87	6.18	29.54	289	8	A	H
	*	5510	109.43	-	-	100.85	31.9	6.23	29.55	289	8	P	H
	*	5510	99.33	-	-	90.75	31.9	6.23	29.55	289	8	A	H
		5759.33	48.68	-19.52	68.2	39.6	32.26	6.38	29.56	289	8	P	H
		5459.92	52.53	-21.47	74	44.02	31.87	6.18	29.54	305	334	P	V
		5466.64	60.59	-7.61	68.2	52.06	31.88	6.19	29.54	305	334	P	V
		5459.68	43.2	-10.8	54	34.69	31.87	6.18	29.54	305	334	A	V
	*	5510	104.82	-	-	96.24	31.9	6.23	29.55	305	334	P	V
	*	5510	94.41	-	-	85.83	31.9	6.23	29.55	305	334	A	V
	5753.975	48.84	-19.36	68.2	39.76	32.26	6.38	29.56	305	334	P	V	
802.11ac VHT40 CH 110 5550MHz		5453.44	49.92	-24.08	74	41.42	31.87	6.17	29.54	100	10	P	H
		5466.64	50.35	-17.85	68.2	41.82	31.88	6.19	29.54	100	10	P	H
		5459.2	40.94	-13.06	54	32.43	31.87	6.18	29.54	100	10	A	H
	*	5550	109.69	-	-	101	31.97	6.27	29.55	100	10	P	H
	*	5550	99.76	-	-	91.07	31.97	6.27	29.55	100	10	A	H
		5736.335	48.65	-19.55	68.2	39.59	32.24	6.37	29.55	100	10	P	H
		5445.04	48.43	-25.57	74	39.94	31.86	6.17	29.54	389	334	P	V
		5467.6	49.13	-19.07	68.2	40.6	31.88	6.19	29.54	389	334	P	V
		5459.92	39.8	-14.2	54	31.29	31.87	6.18	29.54	389	334	A	V
	*	5550	104.89	-	-	96.2	31.97	6.27	29.55	389	334	P	V
	*	5550	94.44	-	-	85.75	31.97	6.27	29.55	389	334	A	V
	5729.405	48.67	-19.53	68.2	39.64	32.21	6.37	29.55	389	334	P	V	



802.11ac VHT40 CH 134 5670MHz		5432.25	47.82	-26.18	74	39.35	31.86	6.15	29.54	100	24	P	H
		5469	47.41	-20.79	68.2	38.88	31.88	6.19	29.54	100	24	P	H
		5452.55	39.11	-14.89	54	30.61	31.87	6.17	29.54	100	24	A	H
	*	5670	108.61	-	-	99.67	32.14	6.35	29.55	100	24	P	H
	*	5670	99.08	-	-	90.14	32.14	6.35	29.55	100	24	A	H
		5747.99	53.27	-14.93	68.2	44.2	32.24	6.38	29.55	100	24	P	H
		5426.3	47.16	-26.84	74	38.7	31.85	6.15	29.54	400	333	P	V
		5464.1	47.93	-20.27	68.2	39.41	31.88	6.18	29.54	400	333	P	V
		5452.9	38.5	-15.5	54	30	31.87	6.17	29.54	400	333	A	V
	*	5670	103.26	-	-	94.32	32.14	6.35	29.55	400	333	P	V
	*	5670	94.11	-	-	85.17	32.14	6.35	29.55	400	333	A	V
		5748.62	51.16	-17.04	68.2	42.09	32.24	6.38	29.55	400	333	P	V
Remark	1. No other spurious found. 2. All results are PASS against Peak and Average limit line.												



Band 3 - 5470~5725MHz
WIFI 802.11ac VHT40 (Harmonic @ 3m)

WIFI Ant. 1+2	Note	Frequency (MHz)	Level (dBμV/m)	Over Limit (dB)	Limit Line (dBμV/m)	Read Level (dBμV)	Antenna Factor (dB/m)	Path Loss (dB)	Preamp Factor (dB)	Ant Pos (cm)	Table Pos (deg)	Peak Avg. (P/A)	Pol. (H/V)	
802.11ac VHT40 CH 102 5510MHz		11020	48.65	-25.35	74	54.43	40.48	10.23	56.49	100	0	P	H	
		16530	47.09	-21.11	68.2	50.58	39.44	12.79	55.72	100	0	P	H	
													H	
													H	
			11020	47.62	-26.38	74	53.4	40.48	10.23	56.49	100	0	P	V
			16530	46.08	-22.12	68.2	49.57	39.44	12.79	55.72	100	0	P	V
														V
802.11ac VHT40 CH 110 5550MHz		11100	46.86	-27.14	74	52.67	40.38	10.27	56.46	100	0	P	H	
		16650	46.91	-21.29	68.2	50.37	39.59	12.77	55.82	100	0	P	H	
													H	
													H	
			11100	47.16	-26.84	74	52.97	40.38	10.27	56.46	100	0	P	V
			16650	47.53	-20.67	68.2	50.99	39.59	12.77	55.82	100	0	P	V
														V
802.11ac VHT40 CH 134 5670MHz		11340	48.44	-25.56	74	54.31	40.1	10.39	56.36	100	0	P	H	
		17010	47.94	-20.26	68.2	51.3	40.06	12.7	56.12	100	0	P	H	
													H	
													H	
			11340	47.86	-26.14	74	53.73	40.1	10.39	56.36	100	0	P	V
			17010	48.3	-19.9	68.2	51.66	40.06	12.7	56.12	100	0	P	V
														V
Remark	1. No other spurious found.													
	2. All results are PASS against Peak and Average limit line.													



Band 3 5470~5725MHz
WIFI 802.11ac VHT80 (Band Edge @ 3m)

WIFI Ant. 1+2	Note	Frequency (MHz)	Level (dBμV/m)	Over Limit (dB)	Limit Line (dBμV/m)	Read Level (dBμV)	Antenna Factor (dB/m)	Path Loss (dB)	Preamp Factor (dB)	Ant Pos (cm)	Table Pos (deg)	Peak Avg. (P/A)	Pol. (H/V)
802.11ac VHT80 CH 106 5530MHz		5458.96	63.4	-10.6	74	54.89	31.87	6.18	29.54	100	13	P	H
		5467.6	64.92	-3.28	68.2	56.39	31.88	6.19	29.54	100	13	P	H
		5455.12	49.23	-4.77	54	40.72	31.87	6.18	29.54	100	13	A	H
	*	5530	105.81	-	-	97.19	31.92	6.25	29.55	100	13	P	H
	*	5530	96.59	-	-	87.97	31.92	6.25	29.55	100	13	A	H
		5726.255	50.05	-18.15	68.2	41.02	32.21	6.37	29.55	100	13	P	H
		5454.16	58.04	-15.96	74	49.54	31.87	6.17	29.54	358	334	P	V
		5463.52	60.02	-8.18	68.2	51.5	31.88	6.18	29.54	358	334	P	V
		5459.92	44.68	-9.32	54	36.17	31.87	6.18	29.54	358	334	A	V
	*	5530	100.53	-	-	91.91	31.92	6.25	29.55	358	334	P	V
	*	5530	91	-	-	82.38	31.92	6.25	29.55	358	334	A	V
	5751.77	49.37	-18.83	68.2	40.29	32.26	6.38	29.56	358	334	P	V	
802.11ac VHT80 CH 122 5610MHz		5382.4	48.25	-25.75	74	39.83	31.83	6.12	29.53	102	10	P	H
		5466.4	49.25	-18.95	68.2	40.72	31.88	6.19	29.54	102	10	P	H
		5452.72	39.73	-14.27	54	31.23	31.87	6.17	29.54	102	10	A	H
	*	5610	105.57	-	-	96.76	32.04	6.32	29.55	102	10	P	H
	*	5610	95.71	-	-	86.9	32.04	6.32	29.55	102	10	A	H
		5731.295	51.64	-16.56	68.2	42.61	32.21	6.37	29.55	102	10	P	H
		5459.2	48.08	-25.92	74	39.57	31.87	6.18	29.54	348	334	P	V
		5466.4	47.75	-20.45	68.2	39.22	31.88	6.19	29.54	348	334	P	V
		5452.72	38.74	-15.26	54	30.24	31.87	6.17	29.54	348	334	A	V
	*	5610	101.16	-	-	92.35	32.04	6.32	29.55	348	334	P	V
	*	5610	91.43	-	-	82.62	32.04	6.32	29.55	348	334	A	V
	5732.87	49.38	-18.82	68.2	40.35	32.21	6.37	29.55	348	334	P	V	
Remark	1. No other spurious found. 2. All results are PASS against Peak and Average limit line.												



Band 3 5470~5725MHz
WIFI 802.11ac VHT80 (Harmonic @ 3m)

WIFI Ant. 1+2	Note	Frequency (MHz)	Level (dBμV/m)	Over Limit (dB)	Limit Line (dBμV/m)	Read Level (dBμV)	Antenna Factor (dB/m)	Path Loss (dB)	Preamp Factor (dB)	Ant Pos (cm)	Table Pos (deg)	Peak Avg. (P/A)	Pol. (H/V)
802.11ac VHT80 CH 106 5530MHz		11060	48.47	-25.53	74	54.28	40.42	10.25	56.48	100	0	P	H
		16590	47.28	-20.92	68.2	50.78	39.5	12.77	55.77	100	0	P	H
													H
													H
		11060	48	-26	74	53.81	40.42	10.25	56.48	100	0	P	V
		16590	48.61	-19.59	68.2	52.11	39.5	12.77	55.77	100	0	P	V
													V
802.11ac VHT80 CH 122 5610MHz		11220	46.9	-27.1	74	52.74	40.24	10.33	56.41	100	0	P	H
		16830	46.55	-21.65	68.2	49.99	39.79	12.73	55.96	100	0	P	H
													H
													H
		11220	47.72	-26.28	74	53.56	40.24	10.33	56.41	100	0	P	V
		16830	46.81	-21.39	68.2	50.25	39.79	12.73	55.96	100	0	P	V
													V
Remark	1. No other spurious found.												
	2. All results are PASS against Peak and Average limit line.												



Band 3 - Straddle Channel
WIFI 802.11ac VHT20 (Band Edge @ 3m)

WIFI Ant. 1+2	Note	Frequency (MHz)	Level (dBμV/m)	Over Limit (dB)	Limit Line (dBμV/m)	Read Level (dBμV)	Antenna Factor (dB/m)	Path Loss (dB)	Preamp Factor (dB)	Ant Pos (cm)	Table Pos (deg)	Peak Avg. (P/A)	Pol. (H/V)
802.11ac VHT20 CH 144 5720MHz		5400.31	48.45	-25.55	74	40.02	31.84	6.12	29.53	100	21	P	H
		5464.66	46.89	-21.31	68.2	38.37	31.88	6.18	29.54	100	21	P	H
		5452.57	39.25	-14.75	54	30.75	31.87	6.17	29.54	100	21	A	H
	*	5720	114.31	-	-	105.28	32.21	6.37	29.55	100	21	P	H
	*	5720	106.4	-	-	97.37	32.21	6.37	29.55	100	21	A	H
		5857.75	51.52	-16.68	68.2	42.22	32.41	6.45	29.56	100	21	P	H
		5451.01	47.69	-26.31	74	39.19	31.87	6.17	29.54	236	210	P	V
		5465.05	47.54	-20.66	68.2	39.01	31.88	6.19	29.54	236	210	P	V
		5459.98	38.54	-15.46	54	30.03	31.87	6.18	29.54	236	210	A	V
	*	5720	109.89	-	-	100.86	32.21	6.37	29.55	236	210	P	V
	*	5720	101.38	-	-	92.35	32.21	6.37	29.55	236	210	A	V
			5904	50.61	-17.59	68.2	41.23	32.46	6.48	29.56	236	210	P
Remark	1. No other spurious found. 2. All results are PASS against Peak and Average limit line.												



**Band 3 - Straddle Channel
WIFI 802.11ac VHT20 (Harmonic @ 3m)**

WIFI Ant. 1+2	Note	Frequency (MHz)	Level (dBμV/m)	Over Limit (dB)	Limit Line (dBμV/m)	Read Level (dBμV)	Antenna Factor (dB/m)	Path Loss (dB)	Preamp Factor (dB)	Ant Pos (cm)	Table Pos (deg)	Peak Avg. (P/A)	Pol. (H/V)	
802.11ac VHT20 CH 144 5720MHz		11440	46.29	-27.71	74	52.2	39.98	10.43	56.32	100	0	P	H	
		17160	48.78	-19.42	68.2	51.74	40.6	12.86	56.42	100	0	P	H	
													H	
													H	
			11440	46.76	-27.24	74	52.67	39.98	10.43	56.32	100	0	P	V
			17160	48.58	-19.62	68.2	51.54	40.6	12.86	56.42	100	0	P	V
														V
														V
Remark	1. No other spurious found. 2. All results are PASS against Peak and Average limit line.													



Band 3 - Straddle Channel
WIFI 802.11ac VHT40 (Band Edge @ 3m)

WIFI Ant. 1+2	Note	Frequency (MHz)	Level (dBμV/m)	Over Limit (dB)	Limit Line (dBμV/m)	Read Level (dBμV)	Antenna Factor (dB/m)	Path Loss (dB)	Preamp Factor (dB)	Ant Pos (cm)	Table Pos (deg)	Peak Avg. (P/A)	Pol. (H/V)
802.11ac VHT40 CH 142 5710MHz		5441.65	48.04	-25.96	74	39.56	31.86	6.16	29.54	100	24	P	H
		5463.1	46.99	-21.21	68.2	38.47	31.88	6.18	29.54	100	24	P	H
		5452.96	38.98	-15.02	54	30.48	31.87	6.17	29.54	100	24	A	H
	*	5710	108.15	-	-	99.15	32.19	6.36	29.55	100	24	P	H
	*	5710	98.69	-	-	89.69	32.19	6.36	29.55	100	24	A	H
		5949.75	51.02	-17.18	68.2	41.53	32.53	6.52	29.56	100	24	P	H
		5458.03	48.06	-25.94	74	39.55	31.87	6.18	29.54	388	330	P	V
		5470	47.66	-20.54	68.2	39.13	31.88	6.19	29.54	388	330	P	V
		5452.57	38.36	-15.64	54	29.86	31.87	6.17	29.54	388	330	A	V
	*	5710	103.09	-	-	94.09	32.19	6.36	29.55	388	330	P	V
	*	5710	94.14	-	-	85.14	32.19	6.36	29.55	388	330	A	V
		5878.75	49.36	-18.84	68.2	40.03	32.43	6.46	29.56	388	330	P	V
Remark	1. No other spurious found. 2. All results are PASS against Peak and Average limit line.												



**Band 3 - Straddle Channel
WIFI 802.11ac VHT40 (Harmonic @ 3m)**

WIFI Ant. 1+2	Note	Frequency (MHz)	Level (dBµV/m)	Over Limit (dB)	Limit Line (dBµV/m)	Read Level (dBµV)	Antenna Factor (dB/m)	Path Loss (dB)	Preamp Factor (dB)	Ant Pos (cm)	Table Pos (deg)	Peak Avg. (P/A)	Pol. (H/V)	
802.11ac VHT40 CH 142 5710MHz		11420	46.99	-27.01	74	52.9	40	10.42	56.33	100	0	P	H	
		17130	48.31	-19.89	68.2	51.35	40.48	12.84	56.36	100	0	P	H	
													H	
													H	
			11420	47.14	-26.86	74	53.05	40	10.42	56.33	100	0	P	V
			17130	48.13	-20.07	68.2	51.17	40.48	12.84	56.36	100	0	P	V
														V
														V
Remark	1. No other spurious found. 2. All results are PASS against Peak and Average limit line.													



**Band 3 - Straddle Channel
WIFI 802.11ac VHT80 (Band Edge @ 3m)**

WIFI Ant. 1+2	Note	Frequency (MHz)	Level (dBµV/m)	Over Limit (dB)	Limit Line (dBµV/m)	Read Level (dBµV)	Antenna Factor (dB/m)	Path Loss (dB)	Preamp Factor (dB)	Ant Pos (cm)	Table Pos (deg)	Peak Avg. (P/A)	Pol. (H/V)
802.11ac VHT80 CH 138 5690MHz		5436.58	48.15	-25.85	74	39.67	31.86	6.16	29.54	110	23	P	H
		5460	47.41	-20.79	68.2	38.9	31.87	6.18	29.54	110	23	P	H
		5452.96	38.89	-15.11	54	30.39	31.87	6.17	29.54	110	23	A	H
	*	5690	105.44	-	-	96.46	32.17	6.36	29.55	110	23	P	H
	*	5690	96.03	-	-	87.05	32.17	6.36	29.55	110	23	A	H
		5863.3	51.97	-16.23	68.2	42.67	32.41	6.45	29.56	110	23	P	H
		5452.57	47.79	-26.21	74	39.29	31.87	6.17	29.54	400	333	P	V
		5461.93	47.32	-20.88	68.2	38.81	31.87	6.18	29.54	400	333	P	V
		5452.96	38.41	-15.59	54	29.91	31.87	6.17	29.54	400	333	A	V
	*	5690	100.45	-	-	91.47	32.17	6.36	29.55	400	333	P	V
	*	5690	90.4	-	-	81.42	32.17	6.36	29.55	400	333	A	V
		5879.8	49.9	-18.3	68.2	40.57	32.43	6.46	29.56	400	333	P	V
Remark	1. No other spurious found. 2. All results are PASS against Peak and Average limit line.												



**Band 3 - Straddle Channel
WIFI 802.11ac VHT80 (Harmonic @ 3m)**

WIFI Ant. 1+2	Note	Frequency (MHz)	Level (dBμV/m)	Over Limit (dB)	Limit Line (dBμV/m)	Read Level (dBμV)	Antenna Factor (dB/m)	Path Loss (dB)	Preamp Factor (dB)	Ant Pos (cm)	Table Pos (deg)	Peak Avg. (P/A)	Pol. (H/V)	
802.11ac VHT80 CH 138 5690MHz		11380	47.19	-26.81	74	53.09	40.04	10.41	56.35	100	0	P	H	
		17070	48.11	-20.09	68.2	51.34	40.24	12.77	56.24	100	0	P	H	
													H	
													H	
			11380	47.2	-26.8	74	53.1	40.04	10.41	56.35	100	0	P	V
			17070	48.37	-19.83	68.2	51.6	40.24	12.77	56.24	100	0	P	V
														V
														V
Remark	1. No other spurious found. 2. All results are PASS against Peak and Average limit line.													



Emission below 1GHz
WIFI 802.11ac VHT40 (LF @ 3m)

WIFI Ant. 1+2	Note	Frequency (MHz)	Level (dBμV/m)	Over Limit (dB)	Limit Line (dBμV/m)	Read Level (dBμV)	Antenna Factor (dB/m)	Path Loss (dB)	Preamp Factor (dB)	Ant Pos (cm)	Table Pos (deg)	Peak Avg. (P/A)	Pol. (H/V)	
802.11ac VHT40 LF		30	23.12	-16.88	40	30.78	24.17	0.46	32.29	-	-	P	H	
		260.86	26.32	-19.68	46	37.48	19.62	1.37	32.15	-	-	P	H	
		322.94	31.49	-14.51	46	42.62	19.52	1.5	32.15	-	-	P	H	
		576.11	28.82	-17.18	46	33.61	25.36	2.07	32.22	-	-	P	H	
		891.36	32.18	-13.82	46	31.98	29.04	2.61	31.45	-	-	P	H	
		954.41	33.9	-12.1	46	31.5	30.68	2.67	30.95	100	0	P	H	
														H
														H
														H
														H
														H
														H
														H
			30.97	27.15	-12.85	40	35.24	23.74	0.46	32.29	-	-	P	V
			66.86	32.62	-7.38	40	52.31	11.92	0.65	32.26	100	0	P	V
			158.04	25.99	-17.51	43.5	40.28	16.8	1.08	32.17	-	-	P	V
			310.33	25.89	-20.11	46	37.28	19.28	1.48	32.15	-	-	P	V
			560.59	27.65	-18.35	46	31.81	26.03	2.02	32.21	-	-	P	V
			944.71	33.8	-12.2	46	31.82	30.35	2.66	31.03	-	-	P	V
														V
													V	
													V	
													V	
													V	
													V	
Remark	1. No other spurious found. 2. All results are PASS against limit line.													



Note symbol

*	Fundamental Frequency which can be ignored. However, the level of any unwanted emissions shall not exceed the level of the fundamental frequency.
!	Test result is over limit line.
P/A	Peak or Average
H/V	Horizontal or Vertical



A calculation example for radiated spurious emission is shown as below:

WIFI	Note	Frequency	Level	Over	Limit	Read	Antenna	Path	Preamp	Ant	Table	Peak	Pol.
Ant.				Limit	Line	Level	Factor	Loss	Factor	Pos	Pos	Avg.	
1+2		(MHz)	(dBμV/m)	(dB)	(dBμV/m)	(dBμV)	(dB/m)	(dB)	(dB)	(cm)	(deg)	(P/A)	(H/V)
802.11b		2390	55.45	-18.55	74	54.51	32.22	4.58	35.86	103	308	P	H
CH 01		2390	43.54	-10.46	54	42.6	32.22	4.58	35.86	103	308	A	H
2412MHz													

1. Path Loss(dB) = Cable loss(dB) + Filter loss(dB) + Attenuator loss(dB)
2. Level(dBμV/m) = Antenna Factor(dB/m) + Path Loss(dB) + Read Level(dBμV) - Preamp Factor(dB)
3. Over Limit(dB) = Level(dBμV/m) – Limit Line(dBμV/m)

For Peak Limit @ 2390MHz:

1. Level(dBμV/m)
= Antenna Factor(dB/m) + Path Loss(dB) + Read Level(dBμV) - Preamp Factor(dB)
= 32.22(dB/m) + 4.58(dB) + 54.51(dBμV) – 35.86 (dB)
= 55.45 (dBμV/m)
2. Over Limit(dB)
= Level(dBμV/m) – Limit Line(dBμV/m)
= 55.45(dBμV/m) – 74(dBμV/m)
= -18.55(dB)

For Average Limit @ 2390MHz:

1. Level(dBμV/m)
= Antenna Factor(dB/m) + Path Loss(dB) + Read Level(dBμV) - Preamp Factor(dB)
= 32.22(dB/m) + 4.58(dB) + 42.6(dBμV) – 35.86 (dB)
= 43.54 (dBμV/m)
2. Over Limit(dB) = Level(dBμV/m) – Limit Line(dBμV/m)
= 43.54(dBμV/m) – 54(dBμV/m)
= -10.46(dB)

Both peak and average measured complies with the limit line, so test result is “PASS”.



Appendix C. Radiated Spurious Emission

Test Engineer :	Alex Jheng, JC Liang, Wilson Wu	Temperature :	24.7~25.2°C
		Relative Humidity :	52~52%

Note symbol

-L	Low channel location
-R	High channel location



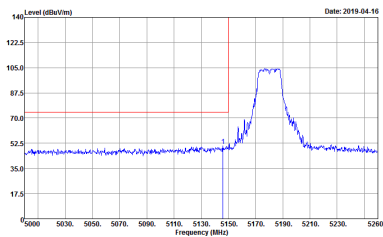
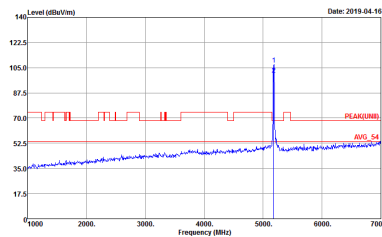
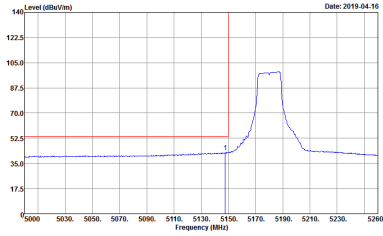
<CDD Mode>

<XSLATE>

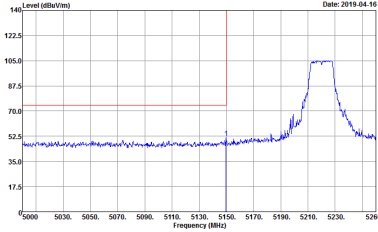
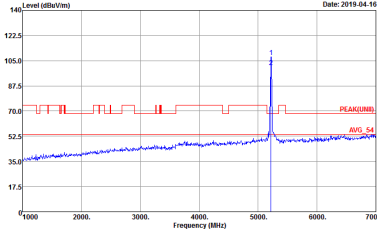
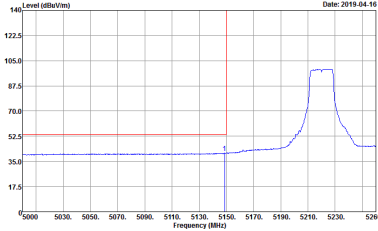
Band 1 - 5150~5250MHz
WIFI 802.11a (Band Edge @ 3m)

WIFI	Band 1 5150~5250MHz Band Edge @ 3m	
ANT	802.11a CH36 5180MHz	
1	Horizontal	Fundamental
Peak	<p>Site : 03CH13-4HY Condition : PEAK_BE_74 3m HORN_91200_1241 HORIZONTAL Detector : Peak Project : 922214 Mode : 1 Power : 16</p>	<p>Site : 03CH13-4HY Condition : PEAK(UNII) 3m HORN_91200_1241 HORIZONTAL Detector : Peak Project : 922214 Mode : 1 Power : 16</p>
Avg.	<p>Site : 03CH13-4HY Condition : AVG_BE_54 3m HORN_91200_1241 HORIZONTAL Detector : Peak Project : 922214 Mode : 1 Power : 16</p>	Left blank

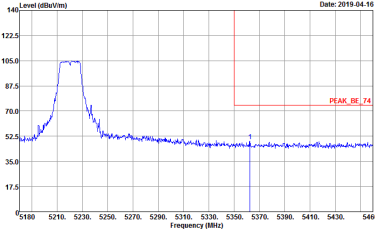
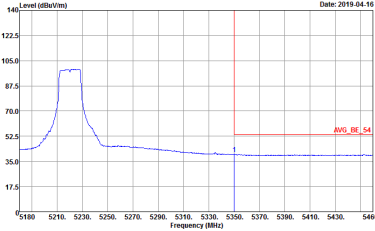


WIFI	Band 1 5150~5250MHz Band Edge @ 3m	
ANT	802.11a CH36 5180MHz	
1	Vertical	Fundamental
<p>Peak</p>	 <p>Site : 03CH13-HY Condition : PEAK_BE_74 3m HORN_9120D_1241 VERTICAL Detector : Peak Project : 922214 Mode : 1 Power : 16</p>	 <p>Site : 03CH13-HY Condition : PEAKUNII 3m HORN_9120D_1241 VERTICAL Detector : Peak Project : 922214 Mode : 1 Power : 16</p>
<p>Avg.</p>	 <p>Site : 03CH13-HY Condition : AVG_BE_54 3m HORN_9120D_1241 VERTICAL Detector : Peak Project : 922214 Mode : 1 Power : 16</p>	<p>Left blank</p>

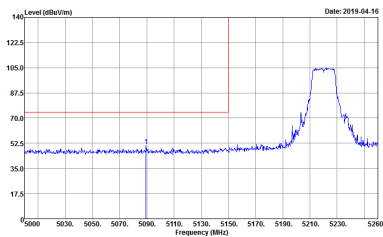
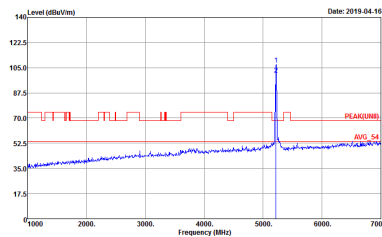
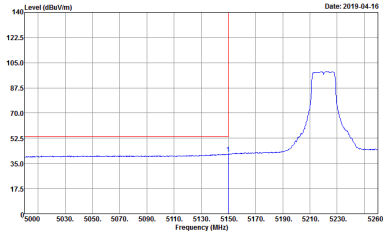


WIFI	Band 1 5150~5250MHz Band Edge @ 3m	
ANT	802.11a CH44 5220MHz - L	
1	Horizontal	Fundamental
<p>Peak</p>	 <p>Date: 2019-04-16</p> <p>Site : 03CH13-HY Condition : PEAK_BE_74 3m HORN_91200_1241 HORIZONTAL : RBW:1000.000KHz VBW:3000.000KHz SWT:Auto Detector : Peak Project : 922214 Mode : 2 Power : 16</p>	 <p>Date: 2019-04-16</p> <p>Site : 03CH13-HY Condition : PEAKUNII 3m HORN_91200_1241 HORIZONTAL : RBW:1000.000KHz VBW:3000.000KHz SWT:Auto Detector : Peak Project : 922214 Mode : 2 Power : 16</p>
<p>Avg.</p>	 <p>Date: 2019-04-16</p> <p>Site : 03CH13-HY Condition : AVG_BE_54 3m HORN_91200_1241 HORIZONTAL : RBW:1000.000KHz VBW:1.000KHz SWT:Auto Detector : Peak Project : 922214 Mode : 2 Power : 16</p>	<p>Left blank</p>

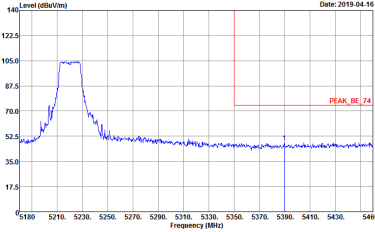
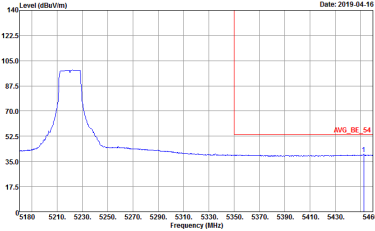


WIFI	Band 1 5150~5250MHz Band Edge @ 3m	
ANT	802.11a CH44 5220MHz - R	
1	Horizontal	Fundamental
<p>Peak</p>	 <p>Site : 03CH13-HY Condition : PEAK_BE_74 3m HORN_9120D_1241 HORIZONTAL Detector : Peak Project : 922214 Mode : Z Power : 16</p>	<p>Left blank</p>
<p>Avg.</p>	 <p>Site : 03CH13-HY Condition : AVG_BE_54 3m HORN_9120D_1241 HORIZONTAL Detector : Peak Project : 922214 Mode : Z Power : 16</p>	<p>Left blank</p>

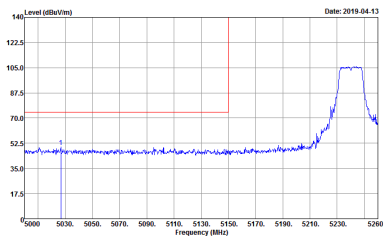
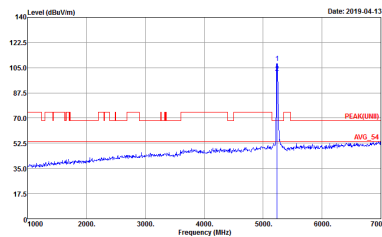
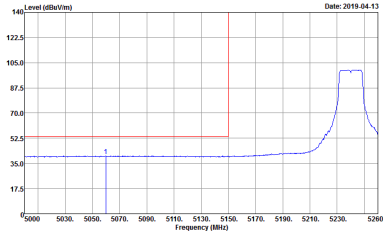


WIFI	Band 1 5150~5250MHz Band Edge @ 3m	
ANT	802.11a CH44 5220MHz - L	
1	Vertical	Fundamental
<p>Peak</p>	 <p>Site : 03CH13-HY Condition : PEAK_BE_74 3m HORN_9120D_1241 VERTICAL Detector : Peak Project : 922214 Mode : 2 Power : 16</p>	 <p>Site : 03CH13-HY Condition : PEAK(LINII) 3m HORN_9120D_1241 VERTICAL Detector : Peak Project : 922214 Mode : 2 Power : 16</p>
<p>Avg.</p>	 <p>Site : 03CH13-HY Condition : AVG_BE_54 3m HORN_9120D_1241 VERTICAL Detector : Peak Project : 922214 Mode : 2 Power : 16</p>	<p>Left blank</p>

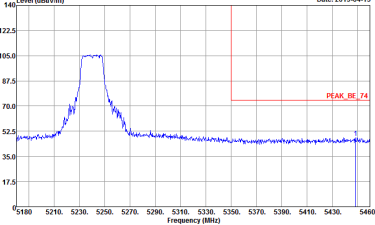
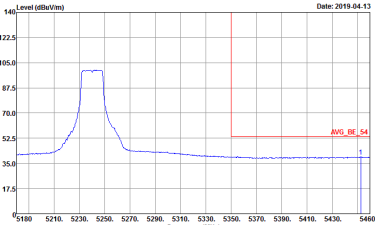


WIFI	Band 1 5150~5250MHz Band Edge @ 3m	
ANT	802.11a CH44 5220MHz - R	
1	Vertical	Fundamental
<p>Peak</p>	 <p>Site : 03CH13-HY Condition : PEAK_BE_74 3m HORN_9120D_1241 VERTICAL Detector : Peak Project : 922214 Mode : Z Power : 16</p>	<p>Left blank</p>
<p>Avg.</p>	 <p>Site : 03CH13-HY Condition : AVG_BE_54 3m HORN_9120D_1241 VERTICAL Detector : Peak Project : 922214 Mode : Z Power : 16</p>	<p>Left blank</p>

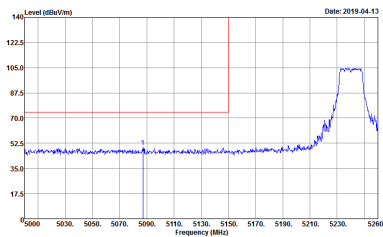
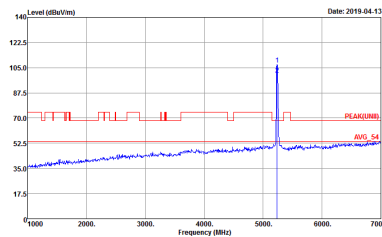
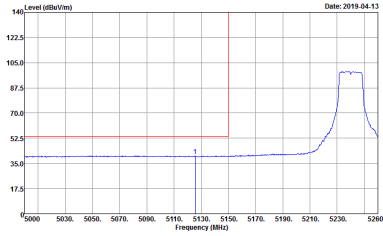


WIFI	Band 1 5150~5250MHz Band Edge @ 3m	
ANT	802.11a CH48 5240MHz - L	
1	Horizontal	Fundamental
<p>Peak</p>	 <p>Date: 2019-04-13</p> <p>Site : 03CH13-HY Condition : PEAK_BE_74 3m HORN_9120D_1241 HORIZONTAL : RBW:1000.000KHz VBW:3000.000KHz SWT:Auto Detector : Peak Project : 922214 Mode : 3 Power : 16.5</p>	 <p>Date: 2019-04-13</p> <p>Site : 03CH13-HY Condition : PEAKUNII 3m HORN_9120D_1241 HORIZONTAL : RBW:1000.000KHz VBW:3000.000KHz SWT:Auto Detector : Peak Project : 922214 Mode : 3 Power : 16.5</p>
<p>Avg.</p>	 <p>Date: 2019-04-13</p> <p>Site : 03CH13-HY Condition : AVG_BE_54 3m HORN_9120D_1241 HORIZONTAL : RBW:1000.000KHz VBW:1.000KHz SWT:Auto Detector : Peak Project : 922214 Mode : 3 Power : 16.5</p>	<p>Left blank</p>

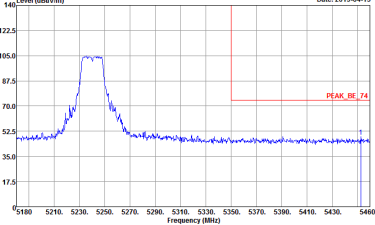
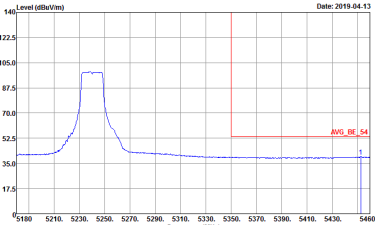


WIFI	Band 1 5150~5250MHz Band Edge @ 3m	
ANT	802.11a CH48 5240MHz - R	
1	Horizontal	Fundamental
<p>Peak</p>	 <p>Site : 03CH13-HY Condition : PEAK_BE_74 3m HORN_9120D_1241 HORIZONTAL Detector : Peak Project : 922214 Mode : 3 Power : 16.5</p>	<p>Left blank</p>
<p>Avg.</p>	 <p>Site : 03CH13-HY Condition : AVG_BE_54 3m HORN_9120D_1241 HORIZONTAL Detector : Peak Project : 922214 Mode : 3 Power : 16.5</p>	<p>Left blank</p>



WIFI	Band 1 5150~5250MHz Band Edge @ 3m	
ANT	802.11a CH48 5240MHz - L	
1	Vertical	Fundamental
<p>Peak</p>	 <p>Site : 03CH13-HY Condition : PEAK_BE_74 3m HORN_9120D_1241 VERTICAL : RBW:1000.000KHz VBW:3000.000KHz SWT:Auto Detector : Peak Project : 922214 Mode : 3 Power : 16.5</p>	 <p>Site : 03CH13-HY Condition : PEAKUNII 3m HORN_9120D_1241 VERTICAL : RBW:1000.000KHz VBW:3000.000KHz SWT:Auto Detector : Peak Project : 922214 Mode : 3 Power : 16.5</p>
<p>Avg.</p>	 <p>Site : 03CH13-HY Condition : AVG_BE_54 3m HORN_9120D_1241 VERTICAL : RBW:1000.000KHz VBW:1.000KHz SWT:Auto Detector : Peak Project : 922214 Mode : 3 Power : 16.5</p>	<p>Left blank</p>



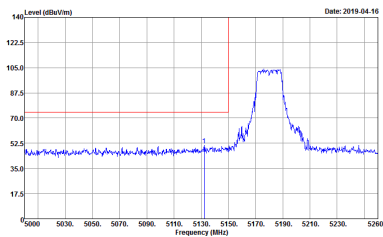
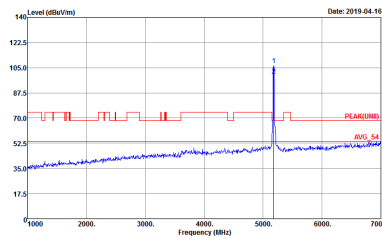
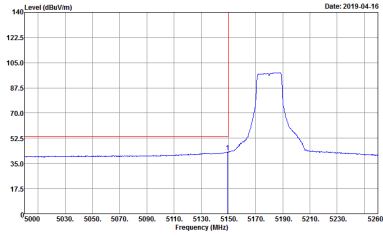
WIFI	Band 1 5150~5250MHz Band Edge @ 3m	
ANT	802.11a CH48 5240MHz - R	
1	Vertical	Fundamental
<p>Peak</p>	 <p>Site : 03CH13-HY Condition : PEAK_BE_74 3m HORN_9120D_1241 VERTICAL Detector : Peak Project : 922214 Mode : 3 Power : 16.5</p>	<p>Left blank</p>
<p>Avg.</p>	 <p>Site : 03CH13-HY Condition : AVG_BE_54 3m HORN_9120D_1241 VERTICAL Detector : Peak Project : 922214 Mode : 3 Power : 16.5</p>	<p>Left blank</p>



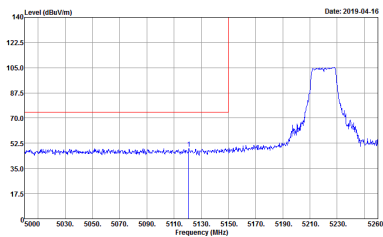
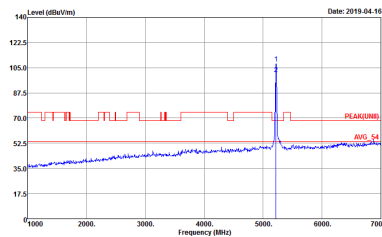
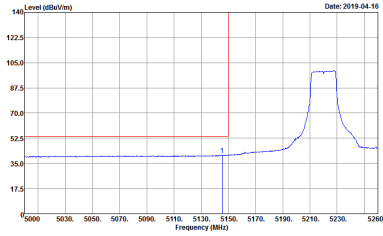
Band 1 5150~5250MHz
WIFI 802.11ac VHT20 (Band Edge @ 3m)

WIFI	Band 1 5150~5250MHz Band Edge @ 3m	
ANT	802.11ac VHT20 CH36 5180MHz	
1	Horizontal	Fundamental
Peak	<p>Site : 03CH13-HY Condition : PEAK_BE_74 3m HORN_91200_1241 HORIZONTAL RBW:1000.000kHz VBW:3000.000kHz SWT:Auto Detector : Peak Project : 922214 Mode : 4 Power : 16</p>	<p>Site : 03CH13-HY Condition : PEAK(UNIT) 3m HORN_91200_1241 HORIZONTAL RBW:1000.000kHz VBW:3000.000kHz SWT:Auto Detector : Peak Project : 922214 Mode : 4 Power : 16</p>
Avg.	<p>Site : 03CH13-HY Condition : AVG_BE_54 3m HORN_91200_1241 HORIZONTAL RBW:1000.000kHz VBW:1000kHz SWT:Auto Detector : Peak Project : 922214 Mode : 4 Power : 16</p>	Left blank

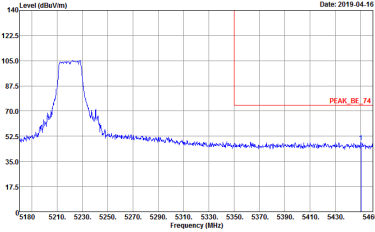
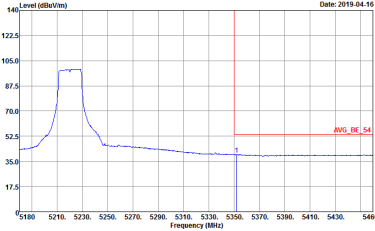


WIFI	Band 1 5150~5250MHz Band Edge @ 3m	
ANT	802.11ac VHT20 CH36 5180MHz	
1	Vertical	Fundamental
<p>Peak</p>	 <p>Site : 03CH13-HY Condition : PEAK_BE_74 3m HORN_9120D_1241 VERTICAL Detector : Peak Project : 922214 Mode : 4 Power : 16</p>	 <p>Site : 03CH13-HY Condition : PEAK(UNII) 3m HORN_9120D_1241 VERTICAL Detector : Peak Project : 922214 Mode : 4 Power : 16</p>
<p>Avg.</p>	 <p>Site : 03CH13-HY Condition : AVG_BE_54 3m HORN_9120D_1241 VERTICAL Detector : Peak Project : 922214 Mode : 4 Power : 16</p>	<p>Left blank</p>



WIFI	Band 1 5150~5250MHz Band Edge @ 3m	
ANT	802.11ac VHT20 CH44 5220MHz - L	
1	Horizontal	Fundamental
<p>Peak</p>	 <p>Site : 03CH13-HY Condition : PEAK_BE_74 3m HORN_9120D_1241 HORIZONTAL : RBW:1000.000KHz VBW:3000.000KHz SWT:Auto Detector : Peak Project : 922214 Mode : 5 Power : 16</p>	 <p>Site : 03CH13-HY Condition : PEAK(LINII) 3m HORN_9120D_1241 HORIZONTAL : RBW:1000.000KHz VBW:3000.000KHz SWT:Auto Detector : Peak Project : 922214 Mode : 5 Power : 16</p>
<p>Avg.</p>	 <p>Site : 03CH13-HY Condition : AVG_BE_54 3m HORN_9120D_1241 HORIZONTAL : RBW:1000.000KHz VBW:1.000KHz SWT:Auto Detector : Peak Project : 922214 Mode : 5 Power : 16</p>	<p>Left blank</p>

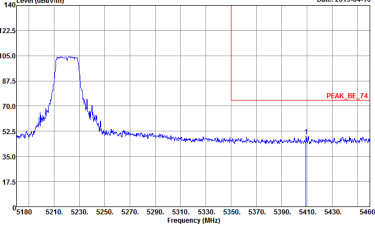
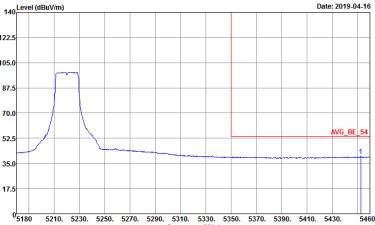


WIFI	Band 1 5150~5250MHz Band Edge @ 3m	
ANT	802.11ac VHT20 CH44 5220MHz - R	
1	Horizontal	Fundamental
<p>Peak</p>	 <p>Site : 03CH13-HY Condition : PEAK_BE_74 3m HORN_9120D_1241 HORIZONTAL Detector : Peak Project : 922214 Mode : 5 Power : 16</p>	<p>Left blank</p>
<p>Avg.</p>	 <p>Site : 03CH13-HY Condition : AVG_BE_54 3m HORN_9120D_1241 HORIZONTAL Detector : Peak Project : 922214 Mode : 5 Power : 16</p>	<p>Left blank</p>

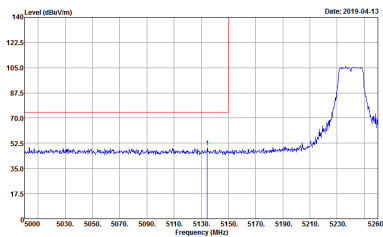
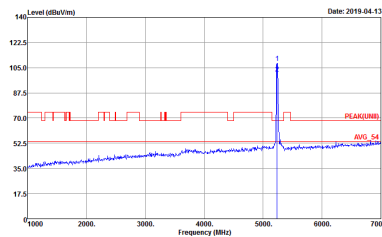
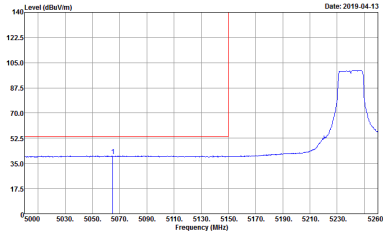


WIFI	Band 1 5150~5250MHz Band Edge @ 3m	
ANT	802.11ac VHT20 CH44 5220MHz - L	
1	Vertical	Fundamental
Peak	<p>Site : 03CH13-HY Condition : PEAK_BE_74 3m HORN_9120D_1241 VERTICAL : RBW:1000.000KHz VBW:3000.000KHz SWT:Auto Detector : Peak Project : 922214 Mode : 5 Power : 16</p>	<p>Site : 03CH13-HY Condition : PEAK(LINB) 3m HORN_9120D_1241 VERTICAL : RBW:1000.000KHz VBW:3000.000KHz SWT:Auto Detector : Peak Project : 922214 Mode : 5 Power : 16</p>
Avg.	<p>Site : 03CH13-HY Condition : AVG_BE_54 3m HORN_9120D_1241 VERTICAL : RBW:1000.000KHz VBW:1.000KHz SWT:Auto Detector : Peak Project : 922214 Mode : 5 Power : 16</p>	Left blank

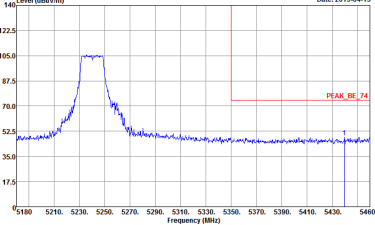
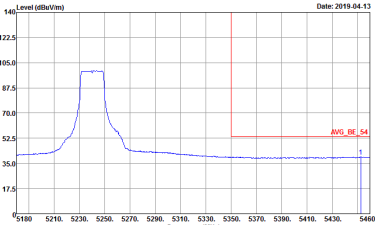


WIFI	Band 1 5150~5250MHz Band Edge @ 3m	
ANT	802.11ac VHT20 CH44 5220MHz - R	
1	Vertical	Fundamental
<p>Peak</p>	 <p>Site : 03CH13-HY Condition : PEAK_BE_74 3m HORN_9120D_1241 VERTICAL Detector : Peak Project : 922214 Mode : 5 Power : 16</p>	<p>Left blank</p>
<p>Avg.</p>	 <p>Site : 03CH13-HY Condition : AVG_BE_54 3m HORN_9120D_1241 VERTICAL Detector : Peak Project : 922214 Mode : 5 Power : 16</p>	<p>Left blank</p>



WIFI	Band 1 5150~5250MHz Band Edge @ 3m	
ANT	802.11ac VHT20 CH48 5240MHz - L	
1	Horizontal	Fundamental
<p>Peak</p>	 <p>Date: 2019-04-13</p> <p>Site : 03CH13-HY Condition : PEAK_BE_74 3m HORN_91200_1241 HORIZONTAL : RBW:1000.000KHz VBW:3000.000KHz SWT:Auto Detector : Peak Project : 922214 Mode : 6 Power : 16.5</p>	 <p>Date: 2019-04-13</p> <p>Site : 03CH13-HY Condition : PEAKUNIII 3m HORN_91200_1241 HORIZONTAL : RBW:1000.000KHz VBW:3000.000KHz SWT:Auto Detector : Peak Project : 922214 Mode : 6 Power : 16.5</p>
<p>Avg.</p>	 <p>Date: 2019-04-13</p> <p>Site : 03CH13-HY Condition : AVG_BE_54 3m HORN_91200_1241 HORIZONTAL : RBW:1000.000KHz VBW:1.000KHz SWT:Auto Detector : Peak Project : 922214 Mode : 6 Power : 16.5</p>	<p>Left blank</p>

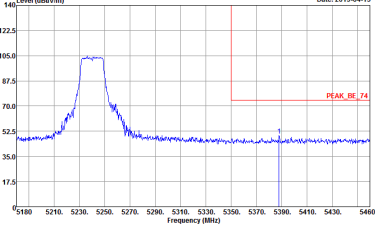
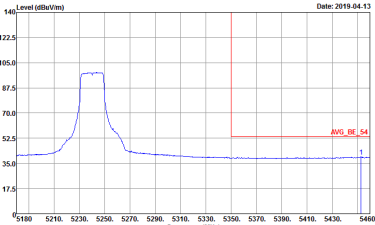


WIFI	Band 1 5150~5250MHz Band Edge @ 3m	
ANT	802.11ac VHT20 CH48 5240MHz - R	
1	Horizontal	Fundamental
<p>Peak</p>	 <p>Site : 03CH13-HY Condition : PEAK_BE_74 3m HORN_9120D_1241 HORIZONTAL Detector : Peak Project : 922214 Mode : 6 Power : 16.5</p>	<p>Left blank</p>
<p>Avg.</p>	 <p>Site : 03CH13-HY Condition : AVG_BE_54 3m HORN_9120D_1241 HORIZONTAL Detector : Peak Project : 922214 Mode : 6 Power : 16.5</p>	<p>Left blank</p>



WIFI	Band 1 5150~5250MHz Band Edge @ 3m	
ANT	802.11ac VHT20 CH48 5240MHz - L	
1	Vertical	Fundamental
Peak	<p>Site : 03CH13-HY Condition : PEAK_BE_74 3m HORN_9120D_1241 VERTICAL : RBW:1000.000KHz VBW:3000.000KHz SWT:Auto Detector : Peak Project : 922214 Mode : 6 Power : 16.5</p>	<p>Site : 03CH13-HY Condition : PEAK(LINII) 3m HORN_9120D_1241 VERTICAL : RBW:1000.000KHz VBW:3000.000KHz SWT:Auto Detector : Peak Project : 922214 Mode : 6 Power : 16.5</p>
Avg.	<p>Site : 03CH13-HY Condition : AVG_BE_54 3m HORN_9120D_1241 VERTICAL : RBW:1000.000KHz VBW:1.000KHz SWT:Auto Detector : Peak Project : 922214 Mode : 6 Power : 16.5</p>	Left blank



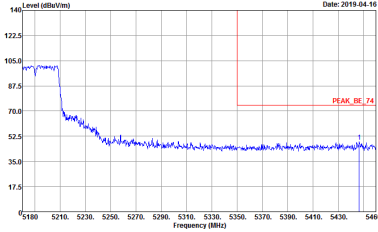
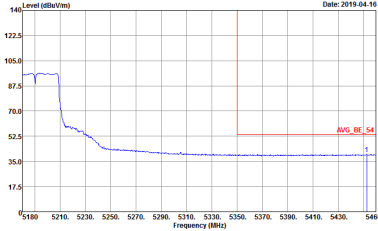
WIFI	Band 1 5150~5250MHz Band Edge @ 3m	
ANT	802.11ac VHT20 CH48 5240MHz - R	
1	Vertical	Fundamental
<p>Peak</p>	 <p>Site : 03CH13-HY Condition : PEAK_BE_74 3m HORN_9120D_1241 VERTICAL Detector : Peak Project : 922214 Mode : 6 Power : 16.5</p>	<p>Left blank</p>
<p>Avg.</p>	 <p>Site : 03CH13-HY Condition : AVG_BE_54 3m HORN_9120D_1241 VERTICAL Detector : Peak Project : 922214 Mode : 6 Power : 16.5</p>	<p>Left blank</p>



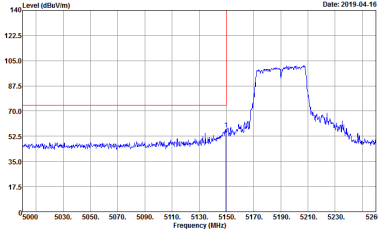
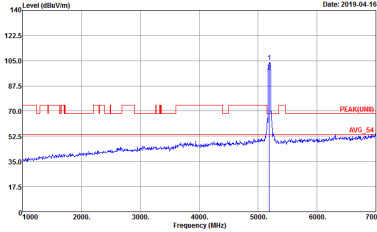
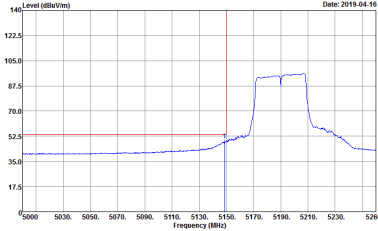
Band 1 5150~5250MHz
WIFI 802.11ac VHT40 (Band Edge @ 3m)

WIFI	Band 1 5150~5250MHz Band Edge @ 3m	
ANT	802.11ac VHT40 CH38 5190MHz - L	
1	Horizontal	Fundamental
Peak	<p>Site : 03CH13-HY Condition : PEAK_BE_74 3m HORN_91200_1241 HORIZONTAL RBW:1000.000KHz VBW:3000.000KHz SWT:Auto Detector : Peak Project : 922214 Mode : 7 Power : 16</p>	<p>Site : 03CH13-HY Condition : PEAK(UNIT) 3m HORN_91200_1241 HORIZONTAL RBW:1000.000KHz VBW:3000.000KHz SWT:Auto Detector : Peak Project : 922214 Mode : 7 Power : 16</p>
Avg.	<p>Site : 03CH13-HY Condition : AVG_BE_54 3m HORN_91200_1241 HORIZONTAL RBW:1000.000KHz VBW:3.000KHz SWT:Auto Detector : Peak Project : 922214 Mode : 7 Power : 16</p>	Left blank

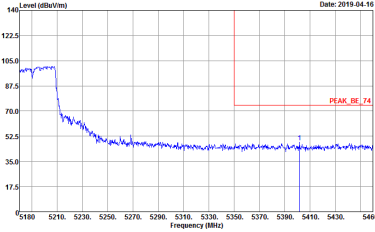
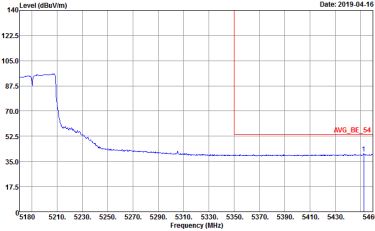


WIFI	Band 1 5150~5250MHz Band Edge @ 3m	
ANT	802.11ac VHT40 CH38 5190MHz - R	
1	Horizontal	Fundamental
<p>Peak</p>	 <p>Site : 03CH13-HY Condition : PEAK_BE_74 3m HORN_9120D_1241 HORIZONTAL Detector : Peak Project : 922214 Mode : 7 Power : 16</p>	<p>Left blank</p>
<p>Avg.</p>	 <p>Site : 03CH13-HY Condition : AVG_BE_54 3m HORN_9120D_1241 HORIZONTAL Detector : Peak Project : 922214 Mode : 7 Power : 16</p>	<p>Left blank</p>

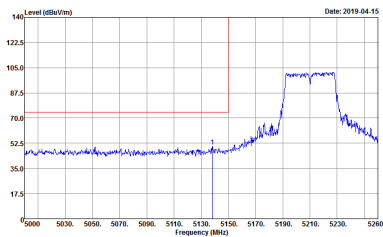
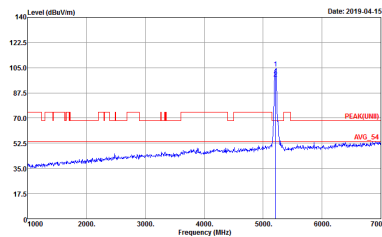
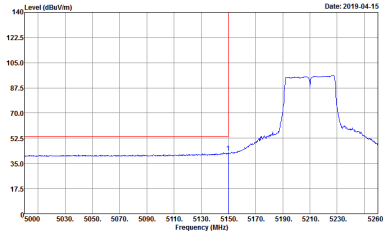


WIFI	Band 1 5150~5250MHz Band Edge @ 3m	
ANT	802.11ac VHT40 CH38 5190MHz - L	
1	Vertical	Fundamental
Peak	 <p>Site : 03CH13-HY Condition : PEAK_BE_74 3m HORN_9120D_1241 VERTICAL : RBW:1000.000KHz VBW:3000.000KHz SWT:Auto Detector : Peak Project : 922214 Mode : 7 Power : 16</p>	 <p>Site : 03CH13-HY Condition : PEAK(LINII) 3m HORN_9120D_1241 VERTICAL : RBW:1000.000KHz VBW:3000.000KHz SWT:Auto Detector : Peak Project : 922214 Mode : 7 Power : 16</p>
Avg.	 <p>Site : 03CH13-HY Condition : AVG_BE_54 3m HORN_9120D_1241 VERTICAL : RBW:1000.000KHz VBW:3.000KHz SWT:Auto Detector : Peak Project : 922214 Mode : 7 Power : 16</p>	Left blank

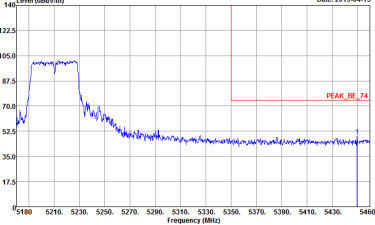
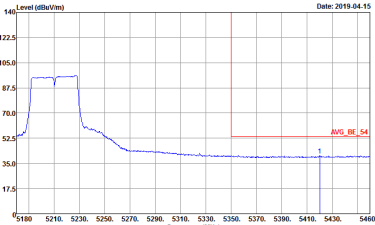


WIFI	Band 1 5150~5250MHz Band Edge @ 3m	
ANT	802.11ac VHT40 CH38 5190MHz - R	
1	Vertical	Fundamental
<p>Peak</p>	 <p>Site : 03CH13-HY Condition : PEAK_BE_74 3m HORN_9120D_1241 VERTICAL Detector : Peak Project : 922214 Mode : 7 Power : 16</p>	<p>Left blank</p>
<p>Avg.</p>	 <p>Site : 03CH13-HY Condition : AVG_BE_54 3m HORN_9120D_1241 VERTICAL Detector : Peak Project : 922214 Mode : 7 Power : 16</p>	<p>Left blank</p>

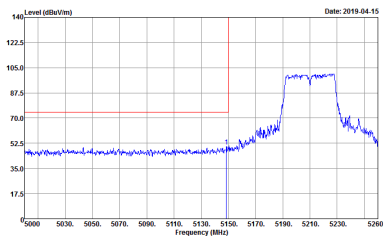
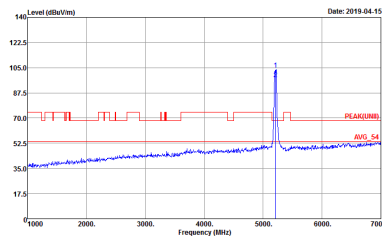
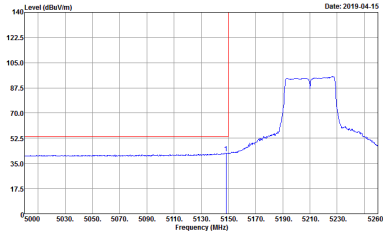


WIFI	Band 1 5150~5250MHz Band Edge @ 3m	
ANT	802.11ac VHT40 CH46 5230MHz - L	
1	Horizontal	Fundamental
<p>Peak</p>	 <p>Site : 03CH13-HY Condition : PEAK_BE_74 3m HORN_9120D_1241 HORIZONTAL Detector : Peak Project : 922214 Mode : B Power : 16.5</p>	 <p>Site : 03CH13-HY Condition : PEAK(LINII) 3m HORN_9120D_1241 HORIZONTAL Detector : Peak Project : 922214 Mode : B Power : 16.5</p>
<p>Avg.</p>	 <p>Site : 03CH13-HY Condition : AVG_BE_54 3m HORN_9120D_1241 HORIZONTAL Detector : Peak Project : 922214 Mode : B Power : 16.5</p>	<p>Left blank</p>



WIFI	Band 1 5150~5250MHz Band Edge @ 3m	
ANT	802.11ac VHT40 CH46 5230MHz - R	
1	Horizontal	Fundamental
<p>Peak</p>	 <p>Site : 03CH13-HY Condition : PEAK_BE_74 3m HORN_9120D_1241 HORIZONTAL Detector : Peak Project : 922214 Mode : B Power : 16.5</p>	<p>Left blank</p>
<p>Avg.</p>	 <p>Site : 03CH13-HY Condition : AVG_BE_54 3m HORN_9120D_1241 HORIZONTAL Detector : Peak Project : 922214 Mode : B Power : 16.5</p>	<p>Left blank</p>



WIFI	Band 1 5150~5250MHz Band Edge @ 3m	
ANT	802.11ac VHT40 CH46 5230MHz - L	
1	Vertical	Fundamental
<p>Peak</p>	 <p>Site : 03CH13-HY Condition : PEAK_BE_74 3m HORN_9120D_1241 VERTICAL Detector : Peak Project : 922214 Mode : B Power : 16.5</p>	 <p>Site : 03CH13-HY Condition : PEAK(LINII) 3m HORN_9120D_1241 VERTICAL Detector : Peak Project : 922214 Mode : B Power : 16.5</p>
<p>Avg.</p>	 <p>Site : 03CH13-HY Condition : AVG_BE_54 3m HORN_9120D_1241 VERTICAL Detector : Peak Project : 922214 Mode : B Power : 16.5</p>	<p>Left blank</p>



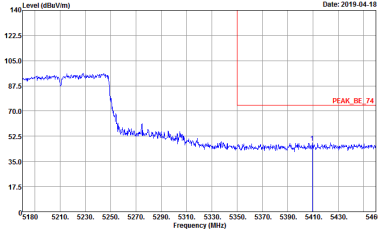
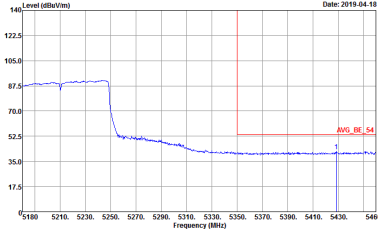
WIFI	Band 1 5150~5250MHz Band Edge @ 3m	
ANT	802.11ac VHT40 CH46 5230MHz - R	
1	Vertical	Fundamental
<p>Peak</p>		<p>Left blank</p>
<p>Avg.</p>		<p>Left blank</p>



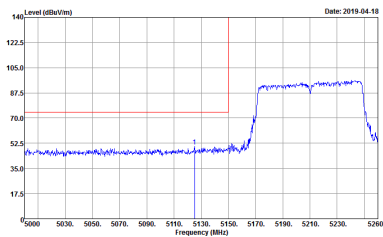
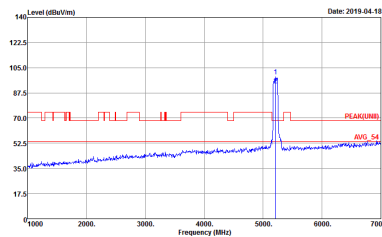
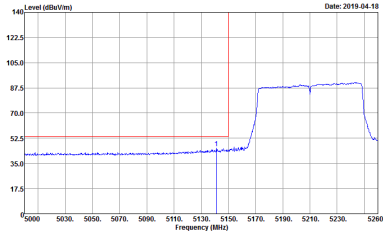
**Band 1 5150~5250MHz
WIFI 802.11ac VHT80 (Band Edge @ 3m)**

WIFI	Band 1 5150~5250MHz Band Edge @ 3m	
ANT	802.11ac VHT80 CH42 5210MHz - L	
1	Horizontal	Fundamental
Peak	<p>Site : 03CH13-HY Condition : PEAK_BE_74 3m HORN_91200_1241 HORIZONTAL RBW:1000.000kHz VBW:3000.000kHz SWT:Auto Detector : Peak Project : 922214 Mode : 9 Power : 14</p>	<p>Site : 03CH13-HY Condition : PEAK(UNIT) 3m HORN_91200_1241 HORIZONTAL RBW:1000.000kHz VBW:3000.000kHz SWT:Auto Detector : Peak Project : 922214 Mode : 9 Power : 14</p>
Avg.	<p>Site : 03CH13-HY Condition : AVG_BE_54 3m HORN_91200_1241 HORIZONTAL RBW:1000.000kHz VBW:10.000kHz SWT:Auto Detector : Peak Project : 922214 Mode : 9 Power : 14</p>	Left blank



WIFI	Band 1 5150~5250MHz Band Edge @ 3m	
ANT	802.11ac VHT80 CH42 5210MHz - R	
1	Horizontal	Fundamental
<p>Peak</p>	 <p>Site : 03CH13-HY Condition : PEAK_BE_74 3m HORN_9120D_1241 HORIZONTAL Detector : Peak Project : 922214 Mode : 9 Power : 14</p>	<p>Left blank</p>
<p>Avg.</p>	 <p>Site : 03CH13-HY Condition : AVG_BE_54 3m HORN_9120D_1241 HORIZONTAL Detector : Peak Project : 922214 Mode : 9 Power : 14</p>	<p>Left blank</p>



WIFI	Band 1 5150~5250MHz Band Edge @ 3m	
ANT	802.11ac VHT80 CH42 5210MHz - L	
1	Vertical	Fundamental
<p>Peak</p>	 <p>Site : 03CH13-HY Condition : PEAK_BE_74 3m HORN_9120D_1241 VERTICAL Detector : Peak Project : 922214 Mode : 9 Power : 14</p>	 <p>Site : 03CH13-HY Condition : PEAK(LINII) 3m HORN_9120D_1241 VERTICAL Detector : Peak Project : 922214 Mode : 9 Power : 14</p>
<p>Avg.</p>	 <p>Site : 03CH13-HY Condition : AVG_BE_54 3m HORN_9120D_1241 VERTICAL Detector : Peak Project : 922214 Mode : 9 Power : 14</p>	<p>Left blank</p>