

Appendix E. Setup Photographs


<Conducted Emission>

Remote View





Rear View



<Radiated Emission>


<CDD Mode>

Y Plane for XPAD

LF



HF




Y Plane for XSLATE with Ant. 1 & MIMO Ant. 1+2

LF



HF




X Plane for XSLATE with Ant. 2

LF



HF




<TXBF Mode>

X Plane

LF



HF



————THE END————