


Appendix D. Setup Photographs

<Conducted Emission>

Remote View






Rear View




<Radiated Spurious Emissions>

Y Plane for Sample 2

From 9kHz~30MHz



From 30MHz~1GHz




Y Plane for Sample 5

From 9kHz~30MHz



From 30MHz~1GHz



————THE END————