

Appendix C. Setup Photographs

<Radiated Emission>


<Sample 2>

X Plane for LTE Band 4, 7, 13 and 38

LF



HF




Y Plane for LTE Band 5, 26, and 41

LF



HF




Z Plane for LTE Band 2, 12, 25, and 66

LF



HF




<Sample 5>

X Plane for LTE Band 13

LF



HF




Z Plane for LTE Band 25 and 26

LF



HF



————THE END————