

LEGIC RFID Card Reader Snap-On Accessory for TC77 Quick Start Guide

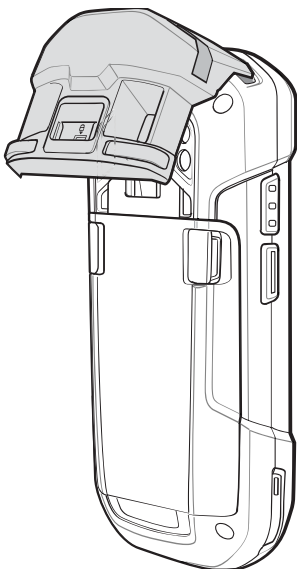


The LEGIC RFID Card Reader is a snap-on accessory for the Zebra TC77 which allows users to communicate with HF and UHF transponders. Supported HF technologies include short-range communication with ISO 15693, ISO 14443A, and LEGIC-compatible transponders. Supported UHF technologies include medium-range communication with ISO 18000-6C and EPC C1 G2.

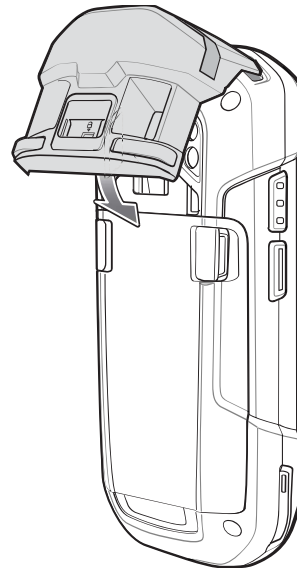
Part Numbers: 3PTY-RFID-TC7X (EMEA) and 3PTY-RFID-TC7X-01 (outside of EMEA).

Attaching the LEGIC TRFID Card Reader to the TC77

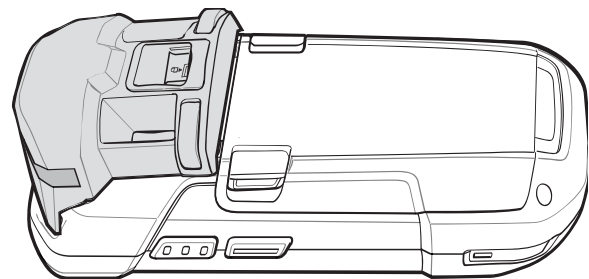
1. Align the top mounting points on the RFID reader with the mounting slots on the TC77.



2. Rotate the RFID card reader down, and press down until it snaps into place.



3. Verify that the latches are securely engaged with the TC77.

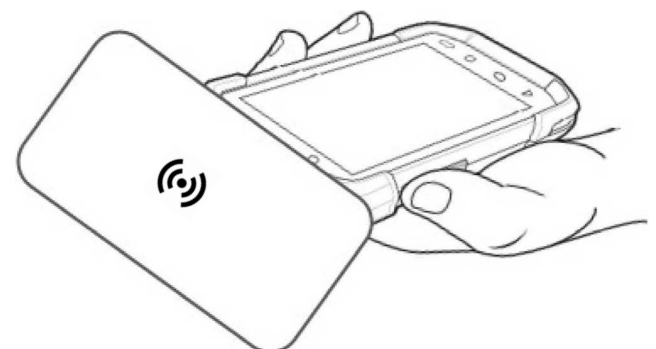


Communicating with RFID Tags

The LEGIC RFID Card Reader can be used in different orientations to read information.

HF Transponder Reading

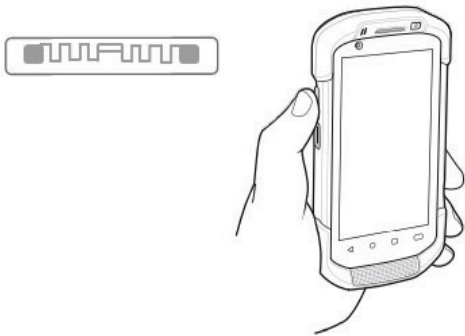
The recommended reading orientation for HF transponders is from the front of the TC77.



UHF Transponder Reading

The recommended reading orientation for UHF transponders is from the back of the TC77.

NOTE: Ensure that you do not cover the card reader with your hand.

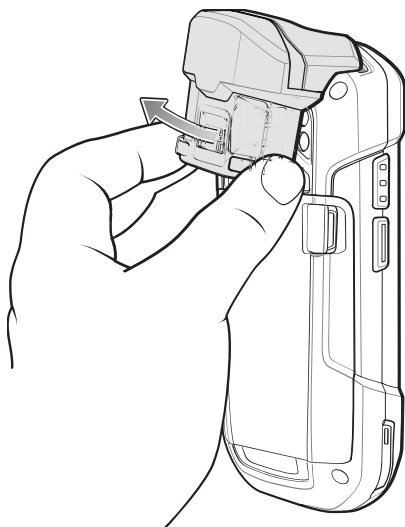


If your problem cannot be solved by Zebra Customer Support, you may need to return your equipment for servicing and will be given specific directions. Zebra is not responsible for any damages incurred during shipment if the approved shipping container is not used. Shipping the units improperly can possibly void the warranty.

If you purchased your Zebra business product from a Zebra business partner, contact that business partner for support.

Removing the LEGIC RFID Card Reader from the TC77

1. Press the two release buttons on the card reader.
2. Rotate the card reader away from the TC77, and lift it off.



Service Information

If you have a problem with your equipment, contact Zebra Global Customer Support for your region. Contact information is available at: zebra.com/support.

When contacting support, please have the following information available:

- Serial number of the unit
- Model number or product name

Zebra responds to calls by email, telephone, or fax within the time limits set forth in support agreements.