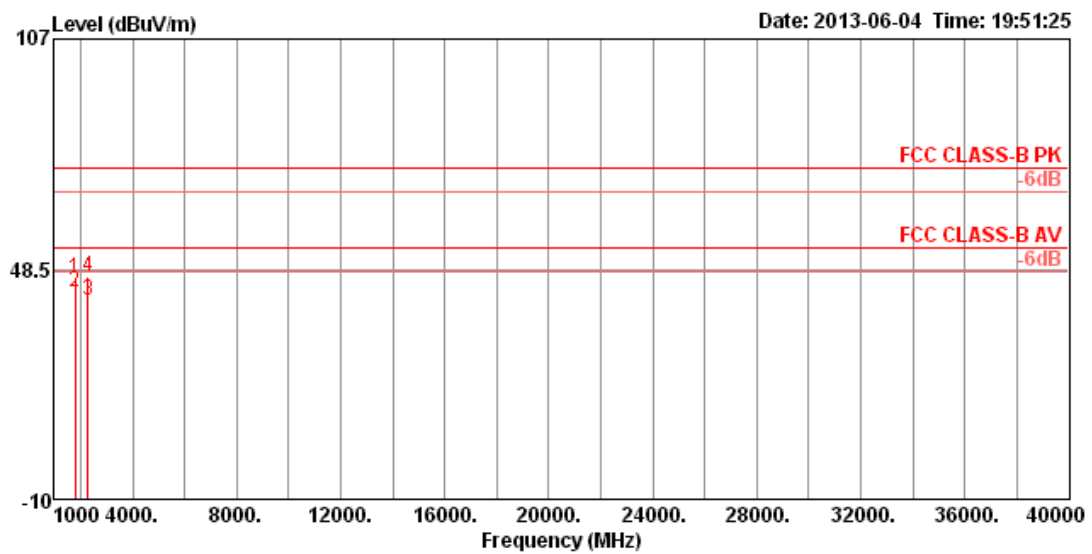


## Appendix C. Co-location

### 1. Results of Radiated Emissions for Co-located

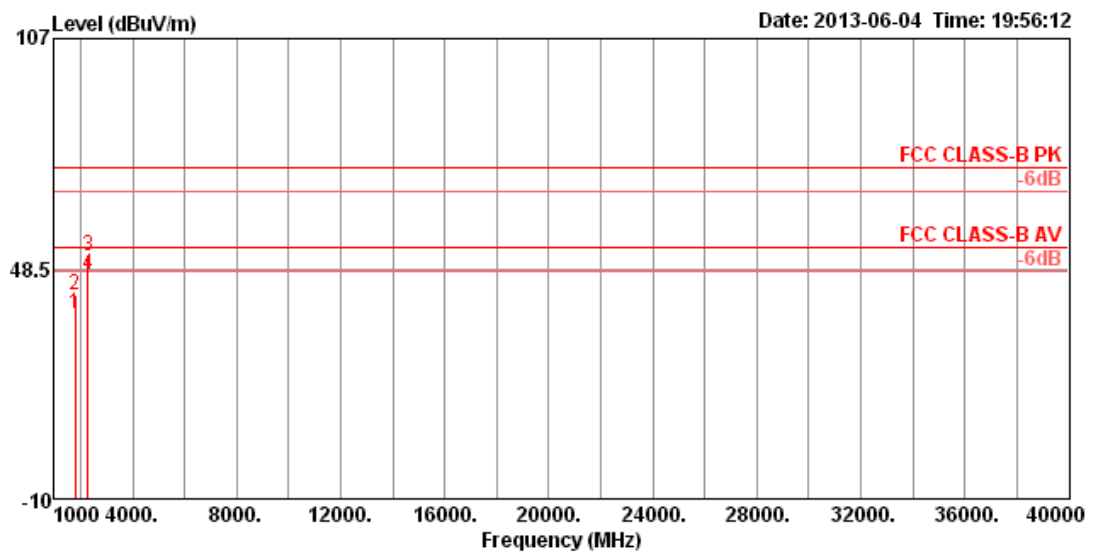
<b>Temperature</b>	24.5°C	<b>Humidity</b>	60%
<b>Test Engineer</b>	David Tseng	<b>Channel</b>	11b : CH6 & 11a : CH165
<b>Data Rate</b>	11b : 1Mbps (RadioA 2.4G) 11a : 6Mbps (RadioB 5G) 11b : 11Mbps (sensor dongle)	<b>Transmit power</b>	11b Power : 29.82 dBm (RadioA 2.4G) 11a Power : 27.38 dBm (RadioB 5G) 11b Power : 20.68 dBm (sensor dongle)
<b>Configurations</b>	RadioA (2.4G) Panel Antenna + RadioB (5G) with ANT3 + USB 2.4G sensor dongle		

**Horizontal**



	Freq	Level	Limit	Over	Read	Cable	Antenna	Preamp	A/Pos	T/Pos	Pol/Phase	Remark
	MHz	dBuV/m	dBuV/m	dB	dBuV	dB	dB/m	dB	cm	deg		
1	1807.79	46.02	74.00	-27.98	52.91	3.23	26.17	36.29	176	288	HORIZONTAL	Peak
2	1807.82	42.71	54.00	-11.29	49.60	3.23	26.17	36.29	176	288	HORIZONTAL	Average
3	2288.05	40.52	54.00	-13.48	44.70	3.62	27.90	35.70	104	346	HORIZONTAL	Average
4 pk	2288.16	46.36	74.00	-27.64	50.54	3.62	27.90	35.70	104	346	HORIZONTAL	Peak

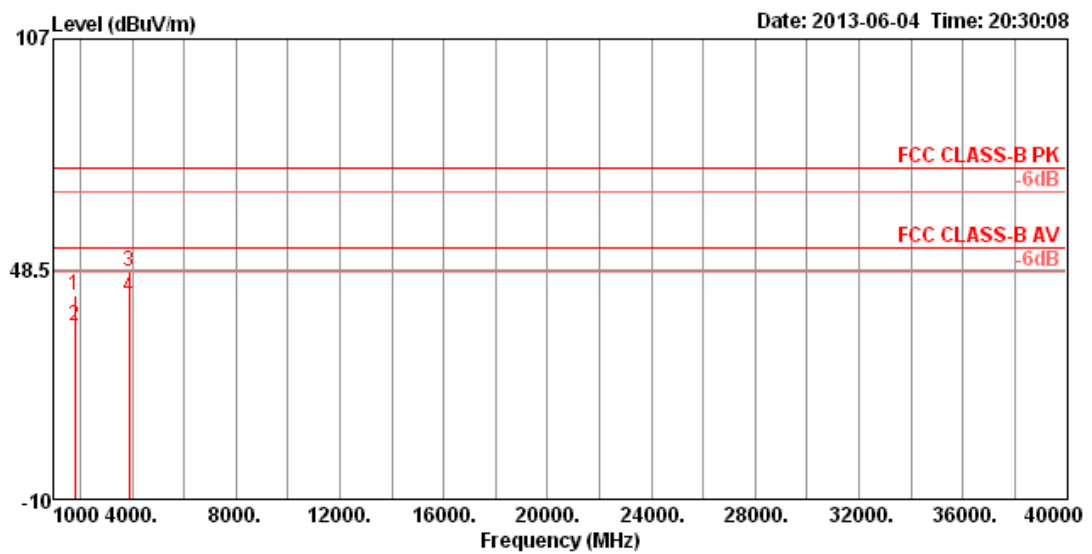
Vertical



	Freq	Level	Limit	Over	Read	CableAntenna	Preamp	A/Pos	T/Pos	Pol/Phase	Remark
	MHz	dBuV/m	dBuV/m	dB	dBuV	dB	dB/m	dB	cm	deg	
1	1807.88	37.25	54.00	-16.75	44.14	3.23	26.17	36.29	144	12 VERTICAL	Average
2	1807.98	42.02	74.00	-31.98	48.91	3.23	26.17	36.29	144	12 VERTICAL	Peak
3 pk	2287.87	51.83	74.00	-22.17	56.01	3.62	27.90	35.70	104	337 VERTICAL	Peak
4	2287.97	46.87	54.00	-7.13	51.05	3.62	27.90	35.70	104	337 VERTICAL	Average

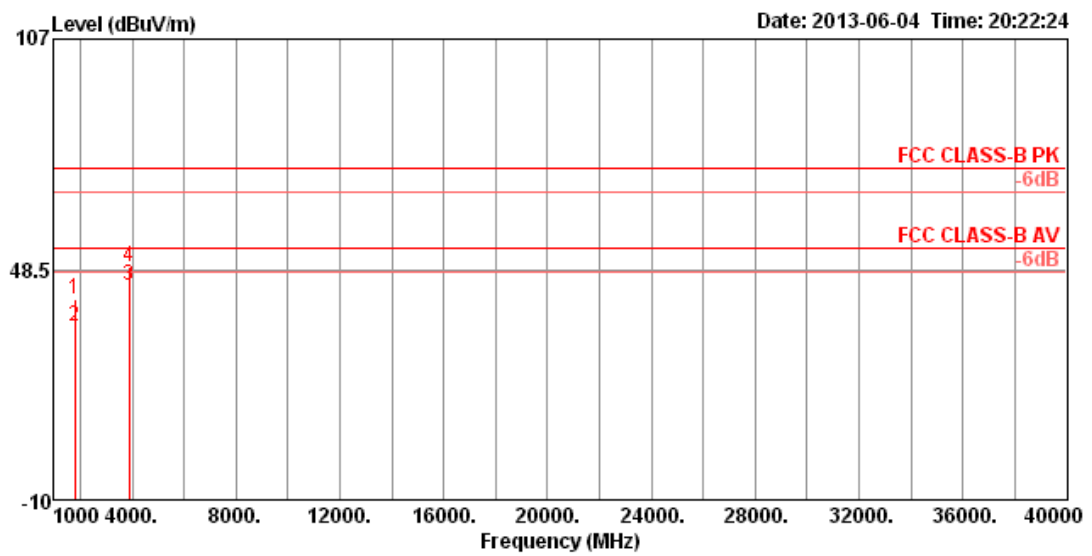
Temperature	24.5°C	Humidity	60%
Test Engineer	David Tseng	Channel	11b : CH6 & 11a : CH165
Data Rate	11b : 1Mbps (RadioA 2.4G) 11a : 6Mbps (RadioB 5G) 11a : 6Mbps (sensor dongle)	Transmit power	11b Power : 29.82 dBm (RadioA 2.4G) 11a Power : 27.38 dBm (RadioB 5G) 11a Power : 20.50 dBm (sensor dongle)
Configurations	RadioA (2.4G) Panel Antenna + RadioB (5G) with ANT3 + USB 5G sensor dongle		

Horizontal



	Freq	Level	Limit	Over	Read	CableAntenna	Preamp	A/Pos	T/Pos	Pol/Phase	Remark
	MHz	dBuV/m	dBuV/m	dB	dBuV	dB	dB/m	dB	cm	deg	
1	1807.84	41.73	74.00	-32.27	48.62	3.23	26.17	36.29	113	174	HORIZONTAL Peak
2	1807.86	34.06	54.00	-19.94	40.95	3.23	26.17	36.29	113	174	HORIZONTAL Average
3 pk	3883.10	47.76	74.00	-26.24	47.02	4.87	31.51	35.64	152	9	HORIZONTAL Peak
4	3883.41	41.40	54.00	-12.60	40.66	4.87	31.51	35.64	152	9	HORIZONTAL Average

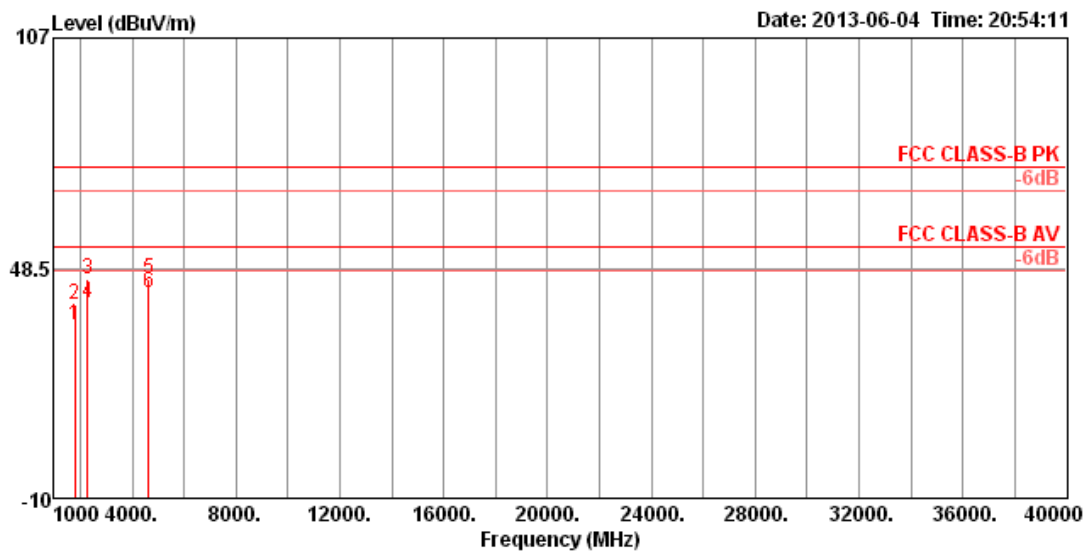
Vertical



	Freq	Level	Limit	Over	Read	CableAntenna	Preamp	A/Pos	T/Pos	Pol/Phase	Remark
	MHz	dBuV/m	dBuV/m	dB	dBuV	dB	dB/m	dB	cm	deg	
1	1807.73	40.84	74.00	-33.16	47.73	3.23	26.17	36.29	133	238 VERTICAL	Peak
2	1807.90	34.19	54.00	-19.81	41.08	3.23	26.17	36.29	133	238 VERTICAL	Average
3	3883.39	44.24	54.00	-9.76	43.50	4.87	31.51	35.64	123	90 VERTICAL	Average
4 pk	3883.52	48.95	74.00	-25.05	48.21	4.87	31.51	35.64	123	90 VERTICAL	Peak

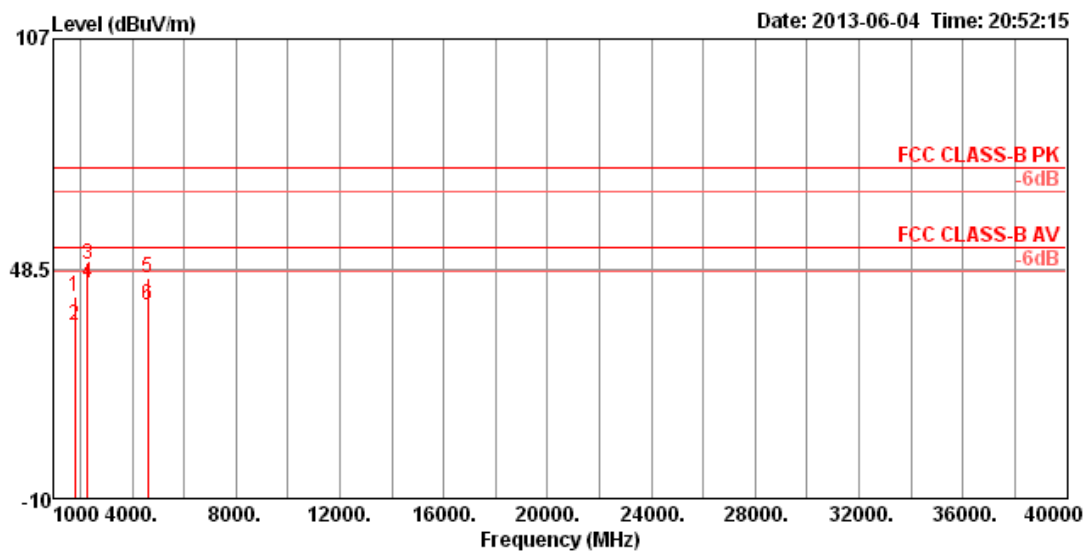
Temperature	24.5°C	Humidity	60%
Test Engineer	David Tseng	Channel	11b : CH6 & 11a : CH165
Data Rate	11a : 6Mbps (RadioA 5G) 11a : 6Mbps (RadioB 5G) 11b : 11Mbps (sensor dongle)	Transmit power	11a Power : 24.01 dBm (RadioA 5G) 11a Power : 27.38 dBm (RadioB 5G) 11b Power : 20.68 dBm (sensor dongle)
Configurations	RadioA (5G) Yagi Antenna + RadioB (5G) with ANT3 + USB 2.4G sensor dongle		

Horizontal



	Freq	Level	Limit	Over	Read	CableAntenna	Preamp	A/Pos	T/Pos	Pol/Phase	Remark
	MHz	dBuV/m	dBuV/m	dB	dBuV	dB	dB/m	dB	cm	deg	
1	1807.79	33.96	54.00	-20.04	40.85	3.23	26.17	36.29	100	147	HORIZONTAL Average
2	1807.87	39.26	74.00	-34.74	46.15	3.23	26.17	36.29	100	147	HORIZONTAL Peak
3 pk	2287.93	45.57	74.00	-28.43	49.75	3.62	27.90	35.70	100	5	HORIZONTAL Peak
4	2288.05	39.77	54.00	-14.23	43.95	3.62	27.90	35.70	100	5	HORIZONTAL Average
5	4638.30	45.53	74.00	-28.47	42.90	5.45	32.41	35.23	100	354	HORIZONTAL Peak
6	4640.00	42.42	54.00	-11.58	39.79	5.45	32.41	35.23	100	354	HORIZONTAL Average

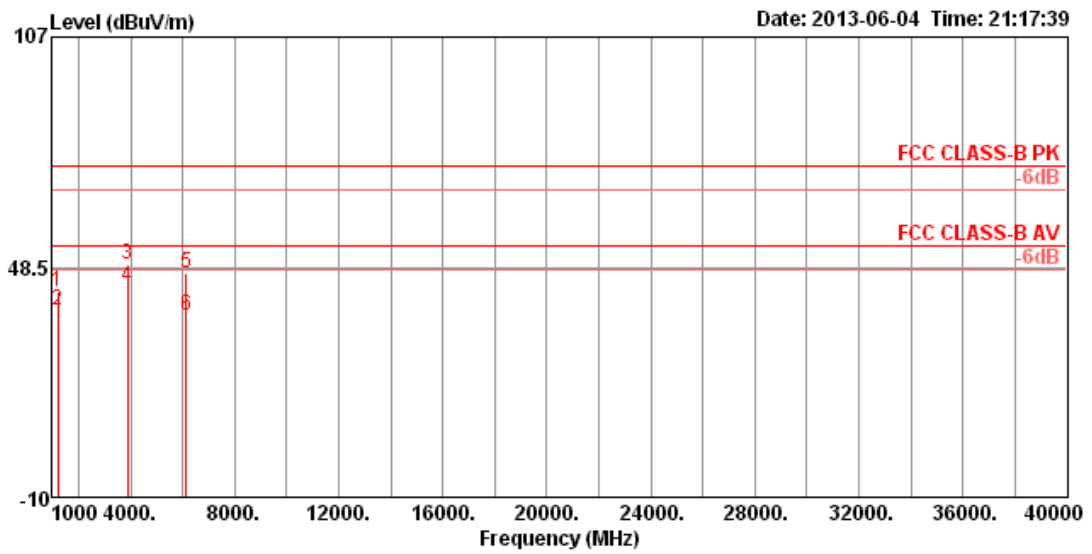
Vertical



	Freq	Level	Limit	Over	Read	CableAntenna	Preamp	A/Pos	T/Pos	Pol/Phase	Remark
	MHz	dBuV/m	dBuV/m	dB	dBuV	dB	dB/m	dB	cm	deg	
1	1807.77	41.49	74.00	-32.51	48.38	3.23	26.17	36.29	104	178 VERTICAL	Peak
2	1807.92	34.06	54.00	-19.94	40.95	3.23	26.17	36.29	104	178 VERTICAL	Average
3 pk	2287.90	49.51	74.00	-24.49	53.69	3.62	27.90	35.70	100	346 VERTICAL	Peak
4	2288.07	44.73	54.00	-9.27	48.91	3.62	27.90	35.70	100	346 VERTICAL	Average
5	4599.33	46.07	74.00	-27.93	43.60	5.40	32.29	35.22	100	283 VERTICAL	Peak
6	4599.93	39.06	54.00	-14.94	36.59	5.40	32.29	35.22	100	283 VERTICAL	Average

Temperature	24.5°C	Humidity	60%
Test Engineer	David Tseng	Channel	11b : CH6 & 11a : CH165
Data Rate	11a : 6Mbps (RadioA 5G) 11a : 6Mbps (RadioB 5G) 11a : 6Mbps (sensor dongle)	Transmit power	11a Power : 24.01 dBm (RadioA 5G) 11a Power : 27.38 dBm (RadioB 5G) 11b Power : 20.50 dBm (sensor dongle)
Configurations	RadioA (5G) Yagi Antenna + RadioB (5G) with ANT3 + USB 5G sensor dongle		

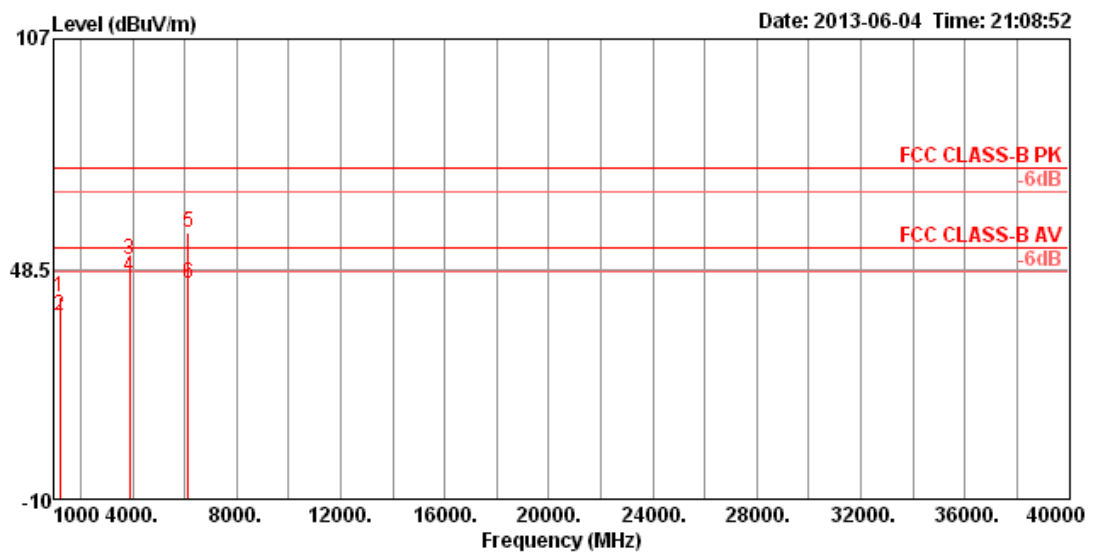
Horizontal



	Freq	Level	Limit	Over	Read	CableAntenna	Preamp	A/Pos	T/Pos	Pol/Phase	Remark
	MHz	dBuV/m	dBuV/m	dB	dBuV	dB	dB/m	dB	cm	deg	
1	1200.01	42.41	74.00	-31.59	53.20	2.52	24.46	37.77	100	276	HORIZONTAL Peak
2	1200.04	37.58	54.00	-16.42	48.37	2.52	24.46	37.77	100	276	HORIZONTAL Average
3 pk	3883.41	48.97	74.00	-25.03	48.23	4.87	31.51	35.64	185	6	HORIZONTAL Peak
4	3883.44	43.66	54.00	-10.34	42.92	4.87	31.51	35.64	185	6	HORIZONTAL Average
5	6142.64	46.97	74.00	-27.03	40.26	6.56	35.26	35.11	100	22	HORIZONTAL Peak
6	6150.38	36.00	54.00	-18.00	29.30	6.56	35.26	35.12	100	22	HORIZONTAL Average



Vertical



	Freq	Level	Limit	Over	Read	CableAntenna	Preamp	A/Pos	T/Pos	Pol/Phase	Remark
	MHz	dBuV/m	dBuV/m	dB	dBuV	dB	dB/m	dB	cm	deg	
1	1200.05	41.51	74.00	-32.49	52.30	2.52	24.46	37.77	100	281 VERTICAL	Peak
2	1200.06	36.56	54.00	-17.44	47.35	2.52	24.46	37.77	100	281 VERTICAL	Average
3	3883.37	50.79	74.00	-23.21	50.05	4.87	31.51	35.64	100	3 VERTICAL	Peak
4	3883.42	46.69	54.00	-7.31	45.95	4.87	31.51	35.64	100	3 VERTICAL	Average
5 pk	6138.80	57.59	74.00	-16.41	50.88	6.56	35.26	35.11	116	99 VERTICAL	Peak
6	6147.00	44.88	54.00	-9.12	38.17	6.56	35.26	35.11	116	99 VERTICAL	Average